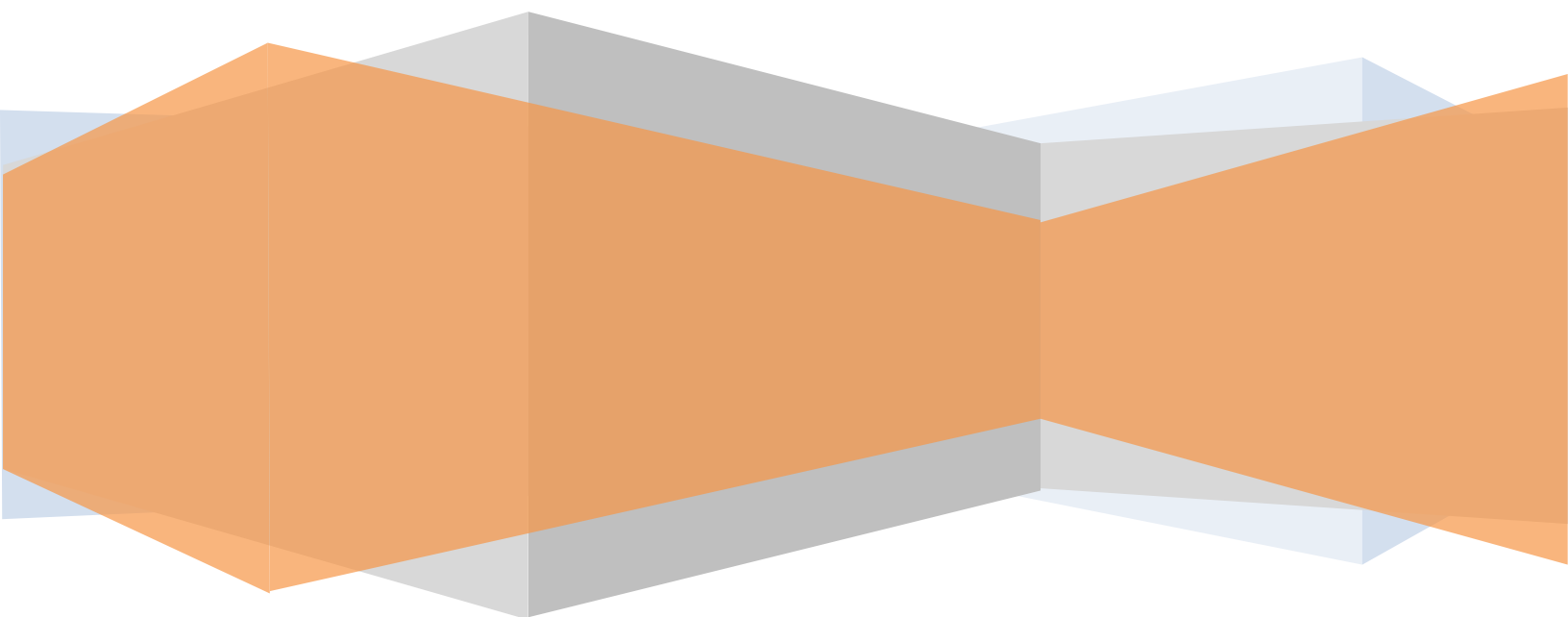


West Virginia State Treasurer's Office
John D. Perdue, Treasurer

Debt Position Report

as of December 31, 2010



Including debt information for 1st & 2nd quarters, Fiscal Year 2011

TABLE OF CONTENTS

<u>INTRODUCTION</u>	<u>1</u>
<u>WEST VIRGINIA NET TAX SUPPORTED DEBT</u>	<u>6</u>
GENERAL OBLIGATION BONDS	8
REVENUE BONDS	9
LEASE OBLIGATIONS	13
<u>WEST VIRGINIA NON TAX SUPPORTED DEBT</u>	<u>14</u>
<u>WEST VIRGINIA DEBT ISSUED (JULY 1, 2010 – DECEMBER 31, 2010)</u>	<u>15</u>
<u>APPENDIX A: DEFINITIONS</u>	<u>19</u>
<u>APPENDIX B: DEBT BY TYPE (JULY 1, 2010 – DECEMBER 31, 2010)</u>	<u>21</u>
<u>APPENDIX C: DEBT BY AGENCY (JULY 1, 2010 – DECEMBER 31, 2010)</u>	<u>25</u>

Introduction

Calendar year 2010 proved to be a year of records and not all of them good. The world watched as the Deepwater Horizon oil disaster claimed 11 lives and leaked more than 200 million gallons of oil into the Gulf of Mexico, making it the largest offshore incident in United States history. The world also watched Haiti, a country already ravaged by poverty, suffer the devastating blow of a 7.0 magnitude earthquake where it was estimated that more than 316,000 lost their lives. Not every headline during calendar year 2010 ended in catastrophe. For example, 33 Chilean miners emerged 2,300 feet from the earth after being trapped in a caved-in mine for 69 days.

While Americans were preoccupied with the iPad and Facebook, the municipal finance community was busy taking advantage of the American Recovery and Reinvestment Act (ARRA) and creating headlines like, “Long-Term Muni Issuance Sets Record in 2010.” (*“Long-Term Muni Issuance Sets Record in 2010,” Matthew Kreps, “The Bond Buyer,” December 29, 2010*). Calendar year 2010 saw the heaviest volume of municipal debt issued throughout the United States in the history of public finance. According to reports in “The Bond Buyer,” this was due, in large part to the Build America Bond (BAB) program.

“In the municipal bond market, 2010 will be remembered as the year of the BAB. Thanks to a rush to issue Build America Bonds before the stimulus program expired on Dec. 31, volume in the final quarter [of 2010] was \$132.5 billion, about one-third higher than the amounts issued in the previous three quarters.

This occurred in a year when state and local governments borrowed more money than any other year on record, according to Thomson Reuters. Total long-term issuance expanded 5.4% to \$431.89 billion last year, beating the previous record from 2007 when volume totaled \$429.9 billion.” (*Last-Minute Flurry of BABs puts 4Q at \$133B,” Patrick McGee, “The Bond Buyer,” January 4, 2011*) Note: Long-term issuances are based on competitive, negotiated, and privately placed sales of municipal bonds maturing in at least 13 months.

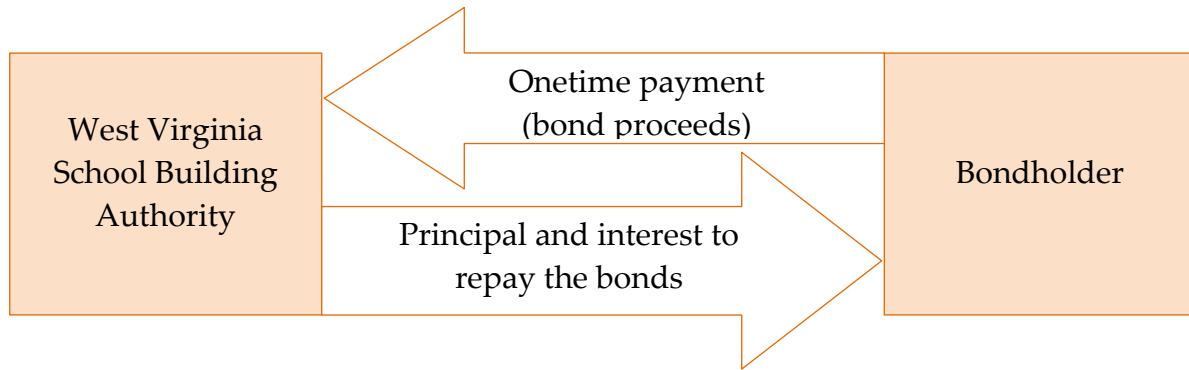
The BAB program was launched in March 2009 as part of the ARRA which allowed municipalities to issue taxable bonds. The unique provision of BABs is the fact that the federal government pays 35% of the interest that is due on the bonds. This new type of bond issuance has eased the supply of tax-exempt bonds which has buoyed prices.

Since its inception, there have been more than \$180 billion of BABs issued. The West Virginia Higher Education Policy Commission was the only state agency which was able to take advantage of the BAB program, issuing more than \$50 million in BABs on December 23, 2010. The City of Morgantown, West Virginia was able to take advantage of the program by issuing more than \$37.9 million of BABs for certain water/sewer projects.

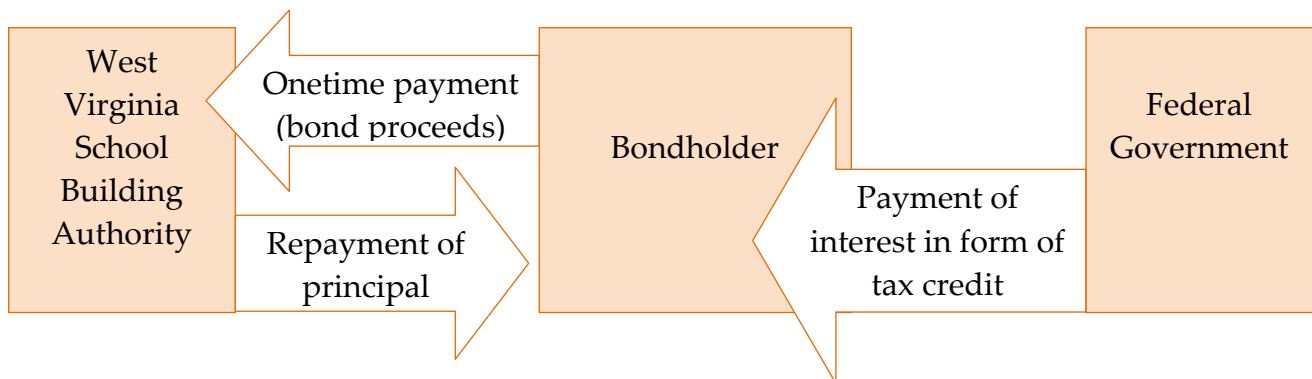
Although West Virginia did not issue a significant amount of BABs, the state did take full advantage of the Qualified School Construction Bond (QSCB) program which also developed from the ARRA. Basically, the QSCB program allows each state to issue a certain amount of QSCBs, known as the state's allocation, for school construction and renovation. The West Virginia School Building Authority utilized the state's full allocation of QSCBs for 2009 (\$78.2 million) and 2010 (\$72.2 million).

QSCBs are different from "traditional" municipal bonds in several ways. For example, the bonds essentially provide an interest free "loan" to the issuer because any interest that is due on the bonds is paid by the Federal government in the form of tax credits. Another difference is that the interest rate (known as the "tax-credit rate") is set by the United States Treasury on a daily basis. Perhaps the most obvious difference from a "traditional" municipal bond is that QSCBs are issued on a taxable basis. The diagrams on page three show a typical tax-free municipal bond issuance vs. a QSCB issuance.

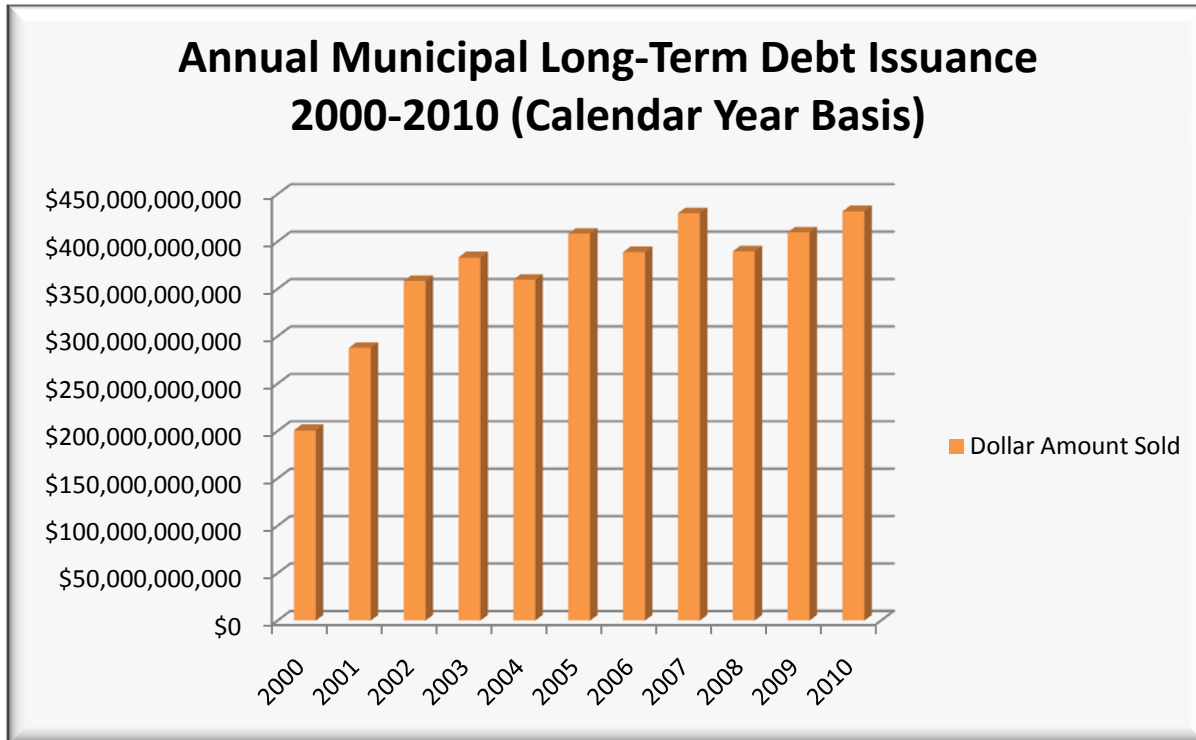
Typical Tax-Free Municipal Bond Issuance of the West Virginia School Building Authority



QSCB Issuance of the West Virginia School Building Authority



As previously mentioned, the issuance of municipal long-term debt reached an all-time high during calendar year 2010. The following chart shows the trend of issuance of municipal long-term debt for the past decade.



Source: *The Bond Buyer*

According to Thomson Reuters, the State of West Virginia issued slightly more than \$1 billion in municipal debt during calendar year 2010. This is up from \$808 million which was issued during calendar year 2009. These figures account for all municipal debt which includes not only state debt but also debt issued by cities, counties, and other local government entities (school boards, public service districts, etc.).

This report covers only the debt of the state and its agencies, boards or commissions which was outstanding as of December 31, 2010. The information compiled in this report also details debt that was issued during the first half of Fiscal Year 2011. The information contained in this report comes from various sources considered reliable. Every state agency, board and commission is to

provide the Treasurer's Office with all debt information; however, Shepherd University failed to file a report for the quarter ending December 31, 2010.

Please be aware that this report does not address the unfunded liabilities the State of West Virginia has in its retirement systems. That is a completely different subject which many investment and ratings analysts continue to monitor. Also, you will not find information contained in this report on the post-employment benefits that the state owes to its public employees. This report is not audited.

West Virginia Net Tax Supported Debt



The State of West Virginia had a net tax supported debt of \$2.05 billion at December 31, 2010. This is an increase of approximately 13% from December 31, 2009, which reflects the issuance of more than \$329 million in revenue bonds backed by a pledge from the state's lottery and excess lottery funds.

Another change that has occurred since December 31, 2009 is that the State of West Virginia received an upgrade to its General Obligation and Lease Revenue bond rating from Moody's Investor Services. The state's GO rating was raised by Moody's from Aa2 to Aa1 and the Lease Revenue bond rating was raised from Aa3 to Aa2. According to the rating report, the upgrade was given because of the state's, "... ongoing trend to fiscal conservatism and favorable General Fund financial performance. . ."

The Moody's rating report stated that the outlook for West Virginia was stable but warned that the rating could be adversely affected if the state did not continue with its conservative fiscal policy. The report also warned that the state should keep close watch on two additional factors which are federal "cap and trade" legislation and the funding ratio of the state's pension funds.

As mentioned on page five, the figure of net tax supported debt calculation in this report does not include claims and judgments, accrued compensated absences, pension costs, other post-employment benefit costs or other liabilities of the State of West Virginia. Those obligations are detailed in the State's Comprehensive Annual Financial Report (CAFR) which is available from the Division of Finance of the Department of Administration or online at www.wvfinance.state.wv.us.

The table on page seven shows the calculation of net tax supported debt as of December 31, 2010, which includes General Obligation Bonds, Revenue Bonds of the School Building Authority which rely on an appropriation from the general revenue fund for debt service, Lottery Revenue Bonds, Excess Lottery Revenue Bonds, and lease obligations of various state agencies.

West Virginia Net Tax Supported Debt Outstanding at December 31, 2010

Type of Debt		Principal Outstanding December 31, 2010	Percentage of gross tax supported debt outstanding
General Obligation Bonds	State Road Bonds	\$ 338,625,000	26.3%
	Infrastructure Bonds	221,163,970	
Revenue Bonds	School Building Authority Capital Improvement Revenue Bonds	180,235,000	53.8%
	Economic Development Authority Lottery Revenue Bonds	155,620,000	
	Economic Development Authority Excess Lottery Revenue Bonds	190,415,000	
	Higher Education Policy Commission Excess Lottery Revenue Bonds	247,495,000	
	Higher Education Policy Commission Excess Lottery Revenue Bonds (BABs)	50,265,000	
	School Building Authority Lottery Revenue Bonds	55,633,000	
	School Building Authority Excess Lottery Revenue Bonds	118,330,000	
School Building Authority Excess Lottery Revenue Bonds (QSCBs)	150,480,000		
Lease Obligations	All agencies	423,128,373	19.9%
Gross Tax Supported Debt		\$ 2,131,390,343	100.0%
Deduction for escrow/sinking fund accounts	GO Infrastructure Bonds	10,810,000	
	GO Safe Road Bonds	1,705,000	
	School Building Authority Excess Lottery Revenue Bonds (QSCBs)	8,919,093	
Deductions for debt service reserve accounts	School Building Authority Capital Improvement Revenue Bonds	23,020,801	
	Economic Development Authority Lottery Revenue Bonds	18,990,000	
	School Building Authority Lottery Revenue Bonds	14,180,000	
Net Tax Supported Debt		\$ 2,053,765,449	

General Obligation Bonds

Approximately \$547.2 million (net of escrowed bonds) of West Virginia's \$2.05 billion in outstanding tax supported debt as of December 31, 2010 consisted of General Obligation (GO) bonds. Over the years, West Virginia's GO bonds have been issued for road construction, school construction, veterans' bonuses and infrastructure development. All of these bonds carry a pledge of the state to levy taxes if funds are insufficient to meet debt service. Outstanding GO bonds include road bonds and infrastructure improvement bonds.

Road Bonds

The Safe Roads Amendment of 1996 had \$336.9 million outstanding (net of escrowed bonds) as of December 31, 2010. All GO road bonds that were authorized by the Safe Roads Amendment have been issued. There are currently no remaining authorizations for the issuance of GO road bonds.

On July 8, 2010, the state priced a bond issue which refunded more than \$37 million of Safe Road General Obligation Bonds. The bonds were issued at a True Interest Cost (TIC) of 3.16% which provided a Net Present Value (NPV) savings of more than \$4 million.

The combined debt service on all Safe Road bonds is approximately \$50 million dollars per year through fiscal year 2012. The debt service drops to approximately \$36 million for fiscal years 2014 through 2016 and then levels out at approximately \$23 million for fiscal year 2017 through the final maturity in 2025.

Infrastructure Improvement Bonds

The principal outstanding at December 31, 2010, for the Infrastructure Improvement Amendment bonds was \$210 million (net of escrowed bonds). The Division of Debt Management reports these bonds on a cash basis; however, there is one series of bonds that were issued as Capital Appreciation Bonds (CABs). All of the bonds are repaid from a dedication of the first \$24 million of coal severance taxes and the taxing pledge of the state to meet any deficiencies. All GO infrastructure bonds that were authorized by the Infrastructure Improvement Amendment have been issued. There are currently no remaining authorizations for the issuance of GO infrastructure bonds.

The combined debt service on the GO infrastructure bonds is a level debt service of approximately \$23 million annually through their maturity in 2027.

Revenue Bonds

School Building Authority Capital Improvement Revenue Bonds

The School Building Authority Capital Improvement Revenue bonds which utilize General Revenue appropriations for repayment consists of two refunding issuances. The principal outstanding on these bonds totaled \$180.2 million as of December 31, 2010. No “new money” bonds may be issued utilizing General Revenue appropriations for repayment.

The combined debt service on the School Building Authority Capital Improvement Revenue bonds remains level at approximately \$23 million annually for fiscal years 2011 through 2021. The two final years of debt service, fiscal years 2022 & 2023, falls to \$8 million and \$2 million, respectively.

Economic Development Authority Lottery Revenue Bonds

On August 17, 2010, the Economic Development Authority issued \$155.6 million of Lottery Revenue Bonds. This issue had a True Interest Cost (TIC) of 4.48% and was issued on a negotiated basis through senior managers Bank of America Merrill Lynch and Raymond James & Associates. Other brokers involved in the deal included BB&T Capital Markets, Edward Jones and Wells Fargo Securities. The bonds were issued to finance various projects such as the following:

- Renovations and repairs at various Colleges and Universities;
- Building renovation of the Dow Research Park for the Higher Education Policy Commission;
- Various renovations at the Capitol Complex; and
- Various renovations at state parks throughout West Virginia.

All of the bonds were outstanding as of December 31, 2010 and were structured with an annual level debt service of approximately \$9.9 million until they mature on June 15, 2040.

Economic Development Authority Excess Lottery Revenue Bonds

In January 2004, the Economic Development Authority issued more than \$249 million in Lottery Revenue Bonds (Federally Taxable) to provide funds for various economic development projects, capital improvement projects and infrastructure projects which promote economic development in West Virginia. The principal outstanding on these bonds totaled \$190.4 million as of December 31, 2010.

These bonds are secured through a pledge of revenues from the State Excess Lottery Revenue Fund. This \$19 million pledge is annually transferred to the Economic Development Project Fund to pay the debt service on the bonds. The bonds have a level debt service of approximately \$19 million until they mature in Fiscal Year 2027.

Higher Education Policy Commission Excess Lottery Revenue Bonds

The Higher Education Policy Commission issued \$167.2 million of revenue bonds in August 2004 which are backed by a pledge of revenues from registration and tuition fees and from the state's Excess Lottery Revenue Fund. These bonds are now included as part of the net tax supported debt since their debt service is dependent upon an annual transfer of excess lottery revenues of \$15 million as provided for in West Virginia Code §29-22-18c.

During the first half of Fiscal Year 2010, the Higher Education Policy Commission issued \$78.2 million of Excess Lottery Revenue Bonds for the state's Community and Technical Colleges. The bonds were issued to provide \$13.5 million per college for instruction facilities at Marshall Community and Technical College, Blue Ridge Community and Technical College, Kanawha Valley Community and Technical College and New River Community and Technical College. The remaining funds were used for various renovations at Bridgemont Community and Technical College, WVU at Parkersburg, WV Northern Community College and Southern WV Community and Technical College.

As mentioned on page two, the Higher Education Policy Commission issued Build America Bonds (BABs) as part of a bond issue which totaled \$76.8 million (Series A - \$16,520,000, Series B – BABs, \$50,265,000 and Series C – Taxable \$10,080,000). The funds from this bond issue will be used to fund projects at various colleges and universities as well as building renovations at the Dow Research Park in South Charleston, West Virginia. The principal outstanding on all Higher Education Policy Commission Excess Lottery Revenue Bonds totaled \$297.7 million as of December 31, 2010.

School Building Authority Lottery & Excess Lottery Revenue Bonds

Lottery Revenue Bonds - The West Virginia School Building Authority was the first state agency to issue bonds backed by revenues from the West Virginia Lottery. The first Lottery Revenue Bonds were issued in 1994 in the amount of \$135.6 million. Those bonds matured in 2004. The School Building Authority then issued another series of bonds in 2004 which will mature in Fiscal Year 2015. The principal outstanding on these bonds totaled \$55.6 million as of December 31, 2010.

Excess Lottery Revenue Bonds – The School Building Authority issued its first series of Excess Lottery Revenue Bonds on August 8, 2008, just before the municipal bond market came to a screeching halt during the last quarter of 2008. These bonds will completely mature on July 1, 2028.

As described on page two, the School Building Authority has taken full advantage of the Qualified School Construction Bond (QSCBs) Program (for more information on the Program, please refer to pages two and three). This means that the School Building Authority will only be repaying the principal on the bonds from their dedicated revenue stream of excess lottery revenue funds.

The total amount of School Building Authority Excess Lottery Revenue Bonds outstanding at December 31, 2010 was \$259.8 million (net of debt service sinking funds).

Other bonds backed by funds from the West Virginia Lottery

There have been two other Revenue Bond issues which utilize lottery funds for some percentage of their revenue stream; however, they are not classified as Lottery Revenue Bonds. For the calculation of net tax supported debt, these bonds are classified as capital leases since they were issued by conduit issuers and backed by a lease obligation of the state which has a pledge of certain lottery revenues. They are as follows:

- The Economic Development Authority issued \$6.2 million in bonds for the construction of a parking garage at the state capitol in November 1999. This issue is secured through a lease agreement, which includes a non-funding clause, with the Secretary of Administration. Lottery funds in the amount of \$500,000 per year are appropriated to the Parking Garage Fund. This obligation is classified as a lease agreement and had an outstanding principal of \$4.1 million as of December 31, 2010. The bonds will mature on June 1, 2024.
- Another issue which utilizes lottery revenues for debt service is the \$10 million dollar issue of the West Virginia Hospital Finance Authority which was issued in March 2004. The bonds had a principal outstanding of \$8.9 million on December 31, 2010 and will mature on March 1, 2034. This issue is secured through a lease agreement, which also includes a non-funding clause, with the Secretary of Administration. The proceeds were used to construct a 120 bed long-term nursing home facility for veterans on the grounds of the Veterans Administration Medical Center in Clarksburg, West Virginia. The annual debt service on the bonds is approximately \$660,000 and is payable from net profits from the sale of Veterans Benefit Game lottery tickets. The remaining funds needed to complete the project, approximately \$16.3 million, were provided from a grant from the United States Department of Veterans Affairs.

Other Revenue Bonds

There are various agencies and authorities which have statutory authority to issue Revenue bonds. Since these bonds are self-supporting and derive their debt service payments from revenues of a particular program or project, the principal amount is not included when calculating West Virginia's net tax supported debt. These authorities include Fairmont State University, Glenville State College, the Commissioner of Highways, certain bonds of the Higher Education Policy Commission, Marshall University, the Regional Jail and Correctional Facilities Authority, Shepherd University, West Liberty University, West Virginia State University and West Virginia University. See Appendix C for details on these issues.

Lease Obligations

The State of West Virginia depends on lease obligations to finance capital improvements, large purchases of computer equipment, fleet management and many other projects. There was approximately \$423 million in lease obligations outstanding as of December 31, 2010. More detail is also available in Appendix C, "Debt by Agency."

West Virginia Non Tax Supported Debt

West Virginia has more than 20 bonding authorities that may issue revenue bonds backed by various pledges of revenue. Each authority has its own specific parameters such as volume caps, interest rate caps, etc., which is codified in the West Virginia Code. Of these authorities there are eight which have outstanding debt that is not considered as part of the state's direct debt burden. For purposes of this report, this debt is considered "non tax supported debt."

West Virginia had a non tax supported debt of approximately \$4.9 billion outstanding as of December 31, 2010. Additional detail about the bond issues is contained in Appendix C.

West Virginia Non Tax Supported Debt Outstanding at December 31, 2010

Issuer	Principal Outstanding December 31, 2010	Percentage of Total Debt Outstanding
Economic Development Authority	\$ 1,471,006,164	29.5%
Hospital Finance Authority	1,386,153,581	27.8%
Housing Development Authority	738,655,000	14.8%
Infrastructure & Jobs Development Council	118,175,000	2.4%
Parkway Authority	83,500,000	1.6%
Public Energy Authority	73,530,000	1.5%
Tobacco Settlement Finance Authority	885,418,000	17.7%
Water Development Authority	233,940,000	4.7%
Total	\$ 4,990,377,745	100.0%

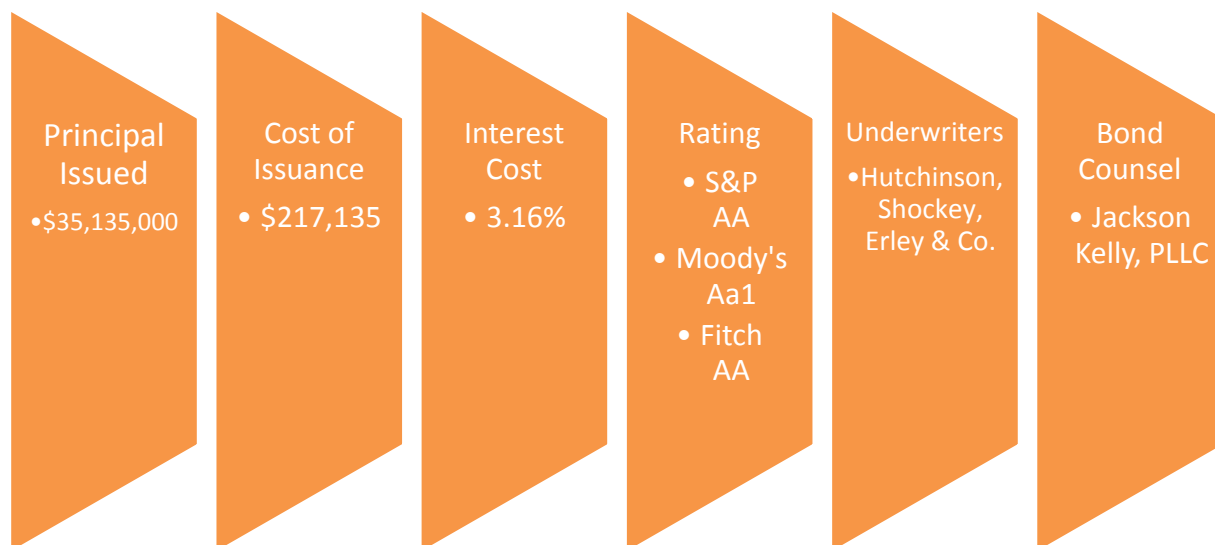
Debt Issued

(July 1, 2010 – December 31, 2010)

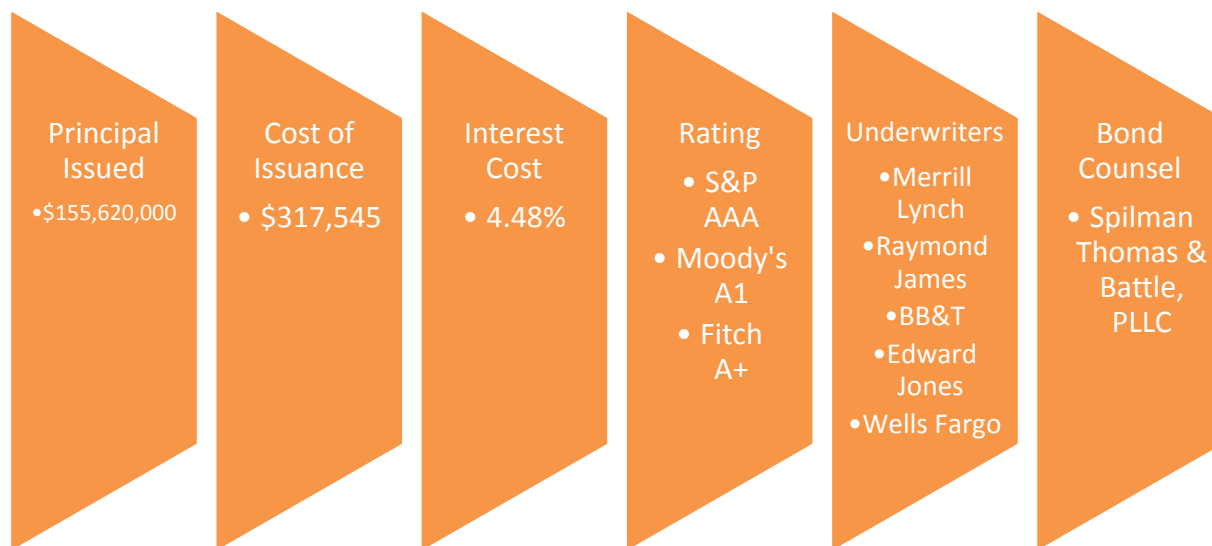
There were approximately \$3 million in new leases authorized during the first half of Fiscal Year 2011. The largest lease was for more than \$1.7 million for computer equipment through the Department of Administration. More information on the leases incurred is available in Appendix C, “Debt by Agency.”

There was also more than \$541 million in bonds that were issued during the first half of Fiscal Year 2011. More than \$35 million of the bonds were GO refunding bonds which refunded more than \$37 million of GO Safe Road Bonds (as discussed on page eight). The largest bond issue came from the Economic Development Authority as they utilized Lottery Revenue bonding authority that had previously been utilized through the West Virginia State Building Commission. This \$155 million issue is backed by a pledge of certain revenues of the West Virginia Lottery and was issued to provide funds for capital improvement projects at various colleges, universities, state parks and the state capitol complex. There were more than \$329 million in bonds issued during the first half of Fiscal Year 2011 which carried a pledge of certain lottery revenues. The following charts show statistics of the various issues.

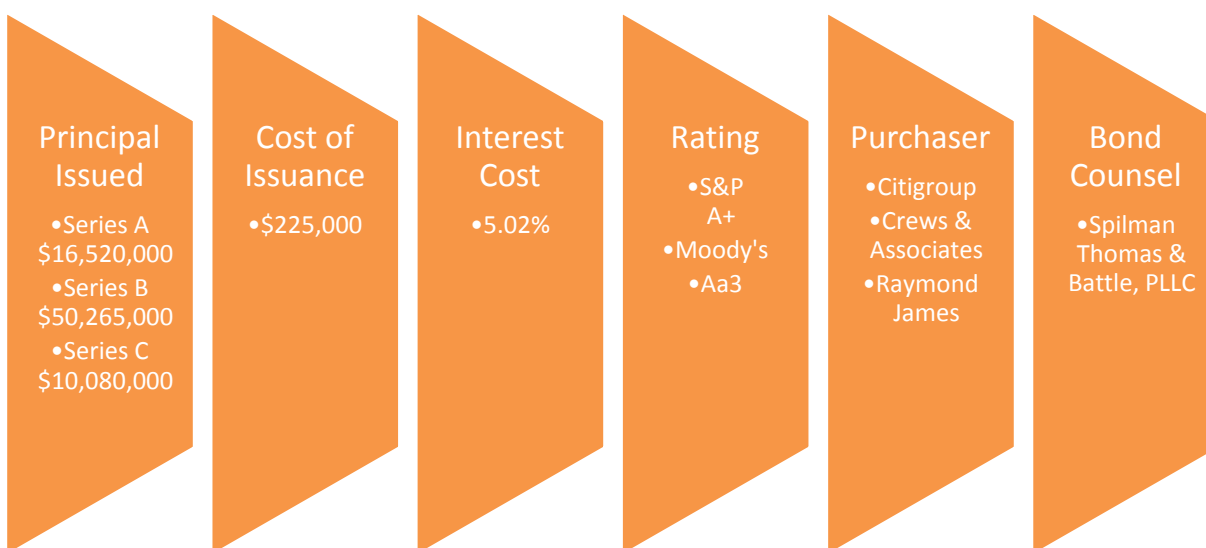
State of West Virginia General Obligation State Road Refunding Bonds, Series 2010A



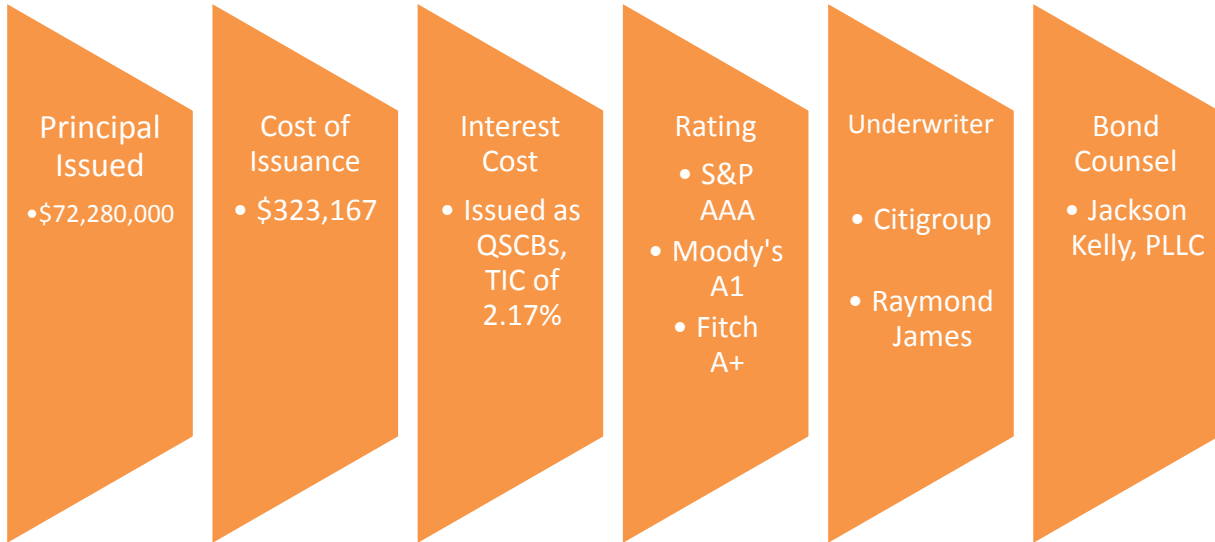
West Virginia Economic Development Authority Lottery Revenue Bonds, Series 2010A



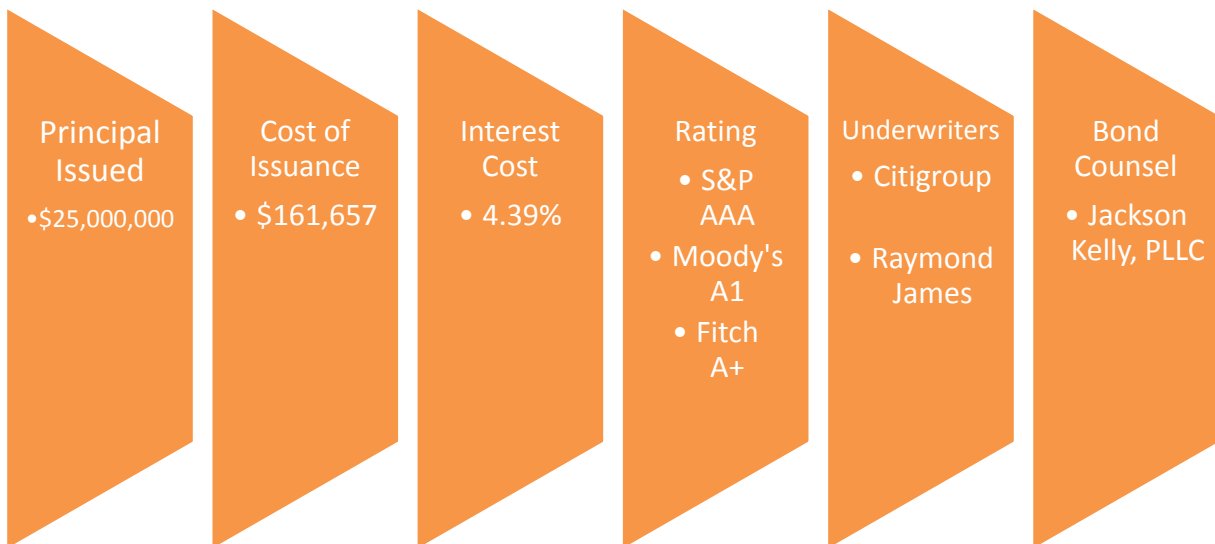
State of West Virginia, Higher Education Policy Commission Higher Education Facilities Revenue Bonds Series 2010 A (Tax Exempt), B (Build America Bonds) & C (Taxable)




**School Building Authority of West Virginia
Excess Lottery Revenue Bonds, Qualified School Construction
Bonds, Series 2010A (Tax Credit Bonds)**



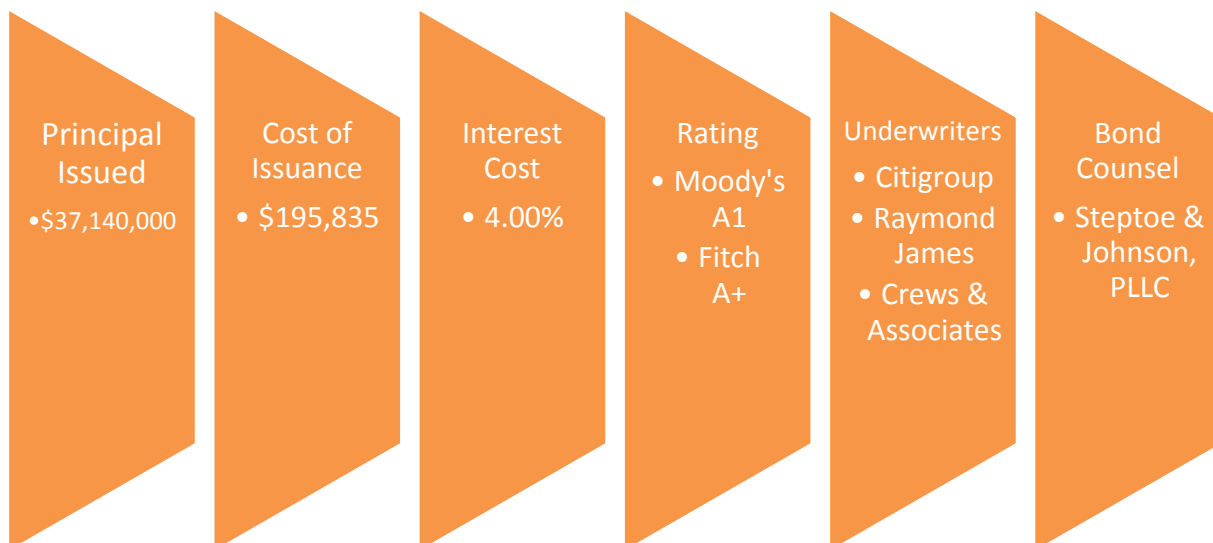
**School Building Authority of West Virginia
Excess Lottery Revenue Bonds, Series 2010B (Tax Exempt)**



**West Virginia Hospital Finance Authority
Hospital Revenue Bond (Charleston Area Medical Center)
2010 Series A**



**Board of Governors of Marshall University
University Refunding Revenue Bonds, Series 2010**



Appendix A

Definitions of some terms used in this report.

Build America Bonds (BABs) – According to Wikipedia, BABs are taxable municipal bonds that carry special tax credits and federal subsidies for either the bond issuer or the bondholder. BABs were created under Section 1531 of Title I of Division B of the American Recovery and Reinvestment Act that United States President Barack Obama signed into law on February 17, 2009. The BAB program expired December 31, 2010. The only state-level issuer that took advantage of the BAB program was the West Virginia Higher Education Policy Commission which issued more than \$50 million of BABs in December 2010.

Excess Lottery Revenue Bonds - Revenue bonds that are secured by a dedicated revenue stream derived from the Excess Lottery Revenue Fund. As of the date of this publication, the Economic Development Authority, the Higher Education Policy Commission and the School Building Authority have utilized this particular funding source to secure long-term debt.

General Obligation Bonds - General obligation bonds are secured by the full faith and credit of the State of West Virginia. If the general revenues or dedicated funds are insufficient to pay the debt service on the bonds, the State must levy taxes in an amount sufficient to pay such debt service. To issue general obligation bonds, an amendment to the West Virginia Constitution must be approved by a 2/3rds vote of both houses of the West Virginia Legislature and a majority of the voters.

Higher Education Policy Commission - According to its website, the Higher Education Policy Commission is responsible for developing, establishing and overseeing the implementation of a public policy agenda for the state's four-year colleges and universities. The Commission consists of ten members of whom seven are appointed by the governor and three are ex-officio (Secretary of Education and the Arts, State Superintendent of Schools and the Chair of the West Virginia Council for Community and Technical College Education).

Lease Obligations - For purposes of this report, lease obligations do not include operating leases of the state and its agencies, but do include certain mortgage agreements of the Division of Natural Resources and other state agencies. A lease obligation is an agreement in which the lessee (person leasing from another) assumes substantially all the risks and benefits associated with the asset, and meets one or more of the following criteria:

1. Ownership of the leased asset is transferred no later than the end of the term.
2. The terms and conditions contain a bargain purchase option which allows the State as lessee to buy the leased asset for substantially less than its estimated value.
3. The term is 75% or more of the estimated economic life of the leased asset. Estimated economic life is the estimated useful life of the asset for the purpose for which it was intended, regardless of the term of the lease.
4. The Present Value of the Future Minimum Lease Payments at the beginning of the lease equals or exceeds 90% of the fair value of the leased asset.

Lottery Revenue Bonds - Revenue bonds that are secured by a dedicated revenue stream of certain funds of the West Virginia Lottery.

Rating – A rating is an evaluation which is used to determine the creditworthiness of the thing (stock, bond, corporation, municipality, etc.) being rated. There are three companies which are commonly used in assigning ratings in the municipal bond market, they are Moody’s Investors Service, Standard and Poor’s (S&P) and Fitch Ratings. The State of West Virginia’s general credit rating is Aa1/AA/AA from Moody’s, S&P and Fitch respectively.

Revenue Bonds - Revenue bonds are secured solely by a specified revenue stream, often with a lien imposed on the revenues. The revenue stream may be a tax or assessment or the revenues of the project financed.

School Building Authority Capital Improvement Revenue Bonds - The only agency to issue this type of obligation has been the West Virginia School Building Authority. The bonds are secured by a pledge of general revenue funds and a moral commitment of the State of West Virginia to appropriate funds to make up any deficiency of the revenues needed to pay the debt service. The West Virginia Supreme Court ruled on July 22, 1993, that this funding mechanism could no longer be used as it creates a debt of the State in violation of the West Virginia Constitution. However, the Court authorized the bonds that had been issued and authorized refundings.

Appendix B

Debt by Type
(July 1, 2010 – December 31, 2010)



This page is intentionally blank

**West Virginia State Treasurer's Office
Debt Position Report, Debt by Type
July 1, 2010 - December 31, 2010
Note: This is an unaudited report**

Type of Debt	Agency	Principal Outstanding 6/30/2010	Debt Issued 7/1/2010 through 12/31/2010	Principal Paid 7/1/2010 through 12/31/2010	Interest Paid 7/1/2010 through 12/31/2010	Principal Outstanding 12/31/2010	Adjustments (Defeasance, Refunding, Debt Called, etc.)	Adjusted Principal Outstanding 12/31/2010
General Obligation Bonds								
	Infrastructure & Jobs Dev/p							
	All Issues	232,225,040	-	11,061,070	7,610,502	221,163,970	10,810,000	210,353,970
	Transportation							
	Safe Roads	339,515,000	35,135,000	36,025,000	8,069,780	338,625,000	1,705,000	336,920,000
Total General Obligation Bonds		571,740,040	35,135,000	47,086,070	15,680,282	559,788,970	12,515,000	547,273,970

Revenue Bonds (paid from the General Revenue Fund)		Principal Outstanding 6/30/2010	Debt Issued 7/1/2010 through 12/31/2010	Principal Paid 7/1/2010 through 12/31/2010	Interest Paid 7/1/2010 through 12/31/2010	Principal Outstanding 12/31/2010	Adjustments (Defeasance, Refunding, Debt Called, etc.)	Adjusted Principal Outstanding 12/31/2010
Principal disclosed for the School Building Authority Bonds is "prepaid principal" for the July 1 payment.								
	School Building Authority	187,380,000	-	7,145,000	4,511,712	180,235,000	-	180,235,000
Total Revenue Bonds (paid from GRF)		187,380,000	-	7,145,000	4,511,712	180,235,000	-	180,235,000

Lottery Revenue Bonds		Principal Outstanding 6/30/2010	Debt Issued 7/1/2010 through 12/31/2010	Principal Paid 7/1/2010 through 12/31/2010	Interest Paid 7/1/2010 through 12/31/2010	Principal Outstanding 12/31/2010	Adjustments (Defeasance, Refunding, Debt Called, etc.)	Adjusted Principal Outstanding 12/31/2010
	Economic Development Authority	-	155,620,000	-	2,408,728	155,620,000	-	155,620,000
	Economic Development Authority (Excess Lottery)	198,590,000	-	8,175,000	5,407,254	190,415,000	-	190,415,000
	Higher Education Policy Commission (Excess Lottery)	222,320,000	26,600,000	1,425,000	5,657,897	247,495,000	-	247,495,000
	Higher Education Policy Commission (Excess Lottery, BABs)	-	50,265,000	-	-	50,265,000	-	50,265,000
	School Building Authority	64,600,000	-	8,967,000	1,831,506	55,633,000	-	55,633,000
	School Building Authority (Excess Lottery)	95,940,000	25,000,000	2,610,000	3,433,690	118,330,000	-	118,330,000
	School Building Authority - QSCBs (Excess Lottery)	78,200,000	72,280,000	-	-	150,480,000	8,919,093	141,560,907
	State Building Commission	7,690,000	-	7,690,000	201,863	-	-	-
Total Lottery Revenue Bonds		667,340,000	329,765,000	28,867,000	18,940,937	968,238,000	8,919,093	959,318,907

Revenue Bonds		Principal Outstanding 6/30/2010	Debt Issued 7/1/2010 through 12/31/2010	Principal Paid 7/1/2010 through 12/31/2010	Interest Paid 7/1/2010 through 12/31/2010	Principal Outstanding 12/31/2010	Adjustments (Defeasance, Refunding, Debt Called, etc.)	Adjusted Principal Outstanding 12/31/2010
	Administration, Department of							
	- Tobacco Settlement Finance Authority	887,373,000	-	1,955,000	29,999,046	885,418,000	-	885,418,000
	Economic Development Authority	1,525,986,164	-	54,980,000	8,691,436	1,471,006,164	-	1,471,006,164
	Fairmont State College	62,996,453	-	912,714	1,523,108	62,083,739	-	62,083,739
	Glenville State College	5,237,113	-	63,525	120,099	5,173,588	-	5,173,588
	Higher Education Policy Commission	120,685,868	-	-	2,141,632	120,685,868	-	120,685,868
	Highways, Division of	144,315,000	-	21,520,000	3,254,213	122,795,000	-	122,795,000
	Hospital Finance Authority	1,412,820,040	8,428,228	35,094,687	21,382,495	1,386,153,581	-	1,386,153,581
	Housing Development Fund	748,225,000	130,870,000	6,875,000	16,176,416	872,220,000	133,565,000	738,655,000
	Infrastructure & Jobs Dev/p	129,910,000	-	2,390,000	2,801,921	127,520,000	9,345,000	118,175,000
	Marshall University	40,690,000	37,140,000	-	-	77,830,000	40,690,000	37,140,000
	Parkway Authority	83,500,000	-	-	1,958,214	83,500,000	-	83,500,000
	Public Energy Authority	73,530,000	-	-	-	73,530,000	-	73,530,000
	Regional Jail	77,095,000	-	4,770,000	2,048,569	72,325,000	-	72,325,000
	Shepherd University	48,205,000	-	-	-	48,205,000	-	48,205,000
	Water Development	241,100,000	-	7,160,000	5,875,801	233,940,000	-	233,940,000
	West Liberty University	11,805,000	-	-	329,032	11,805,000	-	11,805,000
	West Virginia State University	6,508,823	-	59,434	159,352	6,449,389	-	6,449,389
	West Virginia University	201,740,000	-	4,200,000	4,826,170	197,540,000	-	197,540,000
Total Revenue Bonds		5,821,722,461	176,438,228	139,980,360	101,287,504	5,858,180,328	183,600,000	5,674,580,328

Lease Obligations		Principal Outstanding 6/30/2010	Debt Issued 7/1/2010 through 12/31/2010	Principal Paid 7/1/2010 through 12/31/2010	Interest Paid 7/1/2010 through 12/31/2010	Principal Outstanding 12/31/2010	Adjustments (Defeasance, Refunding, Debt Called, etc.)	Adjusted Principal Outstanding 12/31/2010
	Administration, Department of							
	- Secretary	191,958,889	-	3,147,500	4,843,804	188,811,389	-	188,811,389
	- Building Commission	50,092,113	-	983,264	1,190,806	49,108,849	-	49,108,849
	- Travel Management	8,533,784	-	1,609,568	110,971	6,924,216	-	6,924,216
	- IS&C	17,982,768	2,631,362	2,681,918	76,889	17,932,212	-	17,932,212
	Auditor's Office	802,166	-	205,222	9,822	596,944	-	596,944
	Bridgemont Community & Tech. College	211,691	-	1,626	-	210,065	-	210,065
	Concord University	4,443,334	-	109,541	91,330	4,333,793	-	4,333,793
	Environmental Protection, Dept. of	24,570,001	-	380,833	664,813	24,189,168	-	24,189,168
	Fairmont State University	455,419	-	41,679	8,558	413,740	-	413,740
	Glenville State College	25,580,765	-	26,459	962	25,554,306	-	25,554,306
	Health & Human Resources, Division of	27,429,166	-	594,833	723,252	26,834,333	-	26,834,333
	Marshall University	5,332,390	-	226,087	100,030	5,106,303	-	5,106,303
	- MU Graduate College	3,587,018	-	240,161	75,023	3,346,857	-	3,346,857
	Natural Resources	107,554	645,083	736,058	1,442	16,579	(3,247)	19,826
	Northern Community College	54,469	-	10,795	1,500	43,674	-	43,674
	Parkway Authority	662,041	-	239,663	9,644	422,378	-	422,378
	Public Service Commission	4,601,250	-	57,500	116,940	4,543,750	-	4,543,750
	Shepherd College	378,492	-	-	-	378,492	-	378,492
	Veterans Affairs	9,030,832	-	102,500	227,976	8,928,332	-	8,928,332
	WV Network	2,427	-	2,320	72	107	-	107
	WV State Police	445,465	-	31,600	-	413,865	-	413,865
	WVUniversity	51,669,713	-	11,435,193	833,303	40,234,520	(171,297)	40,405,817
	WVU at Parkersburg	3,316,991	-	54,965	69,729	3,262,026	-	3,262,026
	WVU - Inst. of Tech.	11,574,729	-	226,799	248,292	11,347,930	-	11,347,930
Total Lease Obligations		442,823,467	3,276,445	23,146,084	9,405,158	422,953,829	(174,544)	423,128,373

GRAND TOTAL		7,691,005,968	544,614,673	246,224,514	149,825,593	7,989,396,127	204,859,549	7,784,536,578
--------------------	--	----------------------	--------------------	--------------------	--------------------	----------------------	--------------------	----------------------

This page is intentionally blank

Appendix C

Debt by Agency
(July 1, 2010 – December 31, 2010)



ORGANIZATION	DEBT OBLIGATION	STATUTORY AUTHORITY	Original Debt Issuance	Principal Outstanding 06/30/10
ADMINISTRATION, DEPT. OF				
Office of the Cabinet Secretary	Lease Obligations			
	Issue dated 1/15/2002 Series A	WVC 31-20	145,625,000	110,729,167
	Issue dated 1/15/2002 Series B	WVC 31-20	14,290,000	11,587,500
	Issue dated 2/30/2003 Series A	WVC 31-20	24,955,000	19,985,417
	Issue dated 7/1/2004 Series A	WVC 31-20	53,950,000	49,656,805
State Building Commission	Lottery Revenue Bonds			
	Issue dated 1/1/1997		98,785,000	7,690,000
	Revenue Bonds			
	Issue Dated 08/1/98 Series A	31-20	94,210,000	62,015,000
	Issue Dated 08/1/98 Series B	31-20	8,410,000	5,430,000
	Issue Dated 08/1/98 Series C	31-21	14,875,000	9,650,000
	Lease Obligations			
	GSD 16506	WVC 5-6	9,980,000	8,792,888
	GSD 06190	WVC 5-6	6,215,000	4,275,000
	GSD 36627	WVC 5-6	905,000	635,000
	GSD DAVIS	WVC 5-6	3,500,000	2,635,000
	GSD WEIRTON	WVC 5-6	5,080,000	4,888,792
	GSD ENGS AV	WVC 5-6	10,695,000	9,268,333
	GSD WILLIAM	WVC 5-6	3,000,000	2,839,337
	GSD DEPKC	WVC 5-6	28,455,000	24,570,001
			30,422,000	24,532,500
			4,210,000	2,896,666
			5,230,000	4,601,250
			2,715,000	1,957,500
			11,015,000	10,785,500
			5,385,000	4,014,762
Travel Management Office	Lease Obligations			
	FLT080800	WVC 5A-3	6,061,317	2,714,603
	FLT10700	WVC 5A-3	1,906,896	1,478,257
	FLT10625	WVC 5A-3	787,050	552,862
	FLT10799	WVC 5A-3	3,947,398	3,788,062
Information Services & Communication	Lease Obligations			
	ISCF0027	WVC 5A-4	9,360	1,872
	ISCF0026	WVC 5A-4	3,816	636
	ISCG0109	WVC 5A-4	169,000	65,847
	ISCH0253	WVC 5A-4	22,559,835	15,414,538
	ISCI0091	WVC 5A-4	530,883	253,063
	ISCI0141	WVC 5A-4	221,150	123,526
	ISCK0018	WVC 5A-4	183,272	115,572
	ISCK0069	WVC 5A-4	386,659	304,912
	ISCK0032	WVC 5A-4	953,405	903,381
	ISCK0039A	WVC 5A-4	799,422	799,422
	ISCL0008	WVC 5A-4	1,739,284	-
	ISCL0039	WVC 5A-4	892,078	-
Tobacco Settlement Finance Authority	Revenue Bonds (Tobacco MSA Revenue)			
# - Current Interest Turbo Bonds	#Issue Dated 6/26/2007 Series A	4-11A	845,810,000	803,510,000
## - Interest Rate is initial yield to maturity, issued as Turbo CABS principal outstanding is net of accreted value.	##Issue Dated 6/26/2007 Series B	4-11A	65,331,503	83,863,000
AUDITOR'S OFFICE	LEASE OBLIGATIONS	5A-3-3	1,627,659	802,166
BRIDGEMONT COMMUNITY & TECHNICAL COLLEGE	Lease Obligations			
	U08ENERGYLEASE-CTC		211,691	211,691
CONCORD UNIVERSITY	LEASE OBLIGATION		4,478,698	4,443,334
ECONOMIC DEVELOPMENT AUTHORITY	REVENUE BONDS	31-15		
			3,000,000	1,340,000
			3,000,000	1,340,000
			90,000,000	76,156,591
			140,000,000	134,654,587
			5,500,000	2,790,000
			4,000,000	3,290,000
			4,500,000	2,200,000
			28,000,000	27,795,000

Debt Issued 07/01/10 through 12/31/10	Principal Paid 07/01/10 through 12/31/10	Interest Paid 07/01/10 through 12/31/10	Principal Outstanding 12/31/10	Adjustments (Defeasance, Refunding, etc.)	Adjusted Principal Outstanding	FINAL MATURITY DATE	INTEREST RATE	PURPOSE OF DEBT
-	2,302,500	2,892,000	108,426,667	-	108,426,667	04/01/26	5.07%	Various Correctional Facilities Projects & Repay IMB Lakin Correctional Fac. & Tiger Morton Juv. Detention Western, Chick Buckbee, Martinsburg & Mt. Hope Projects Various Correctional Facilities Projects
-	250,000	285,900	11,337,500	-	11,337,500	04/01/26	5.07%	
-	417,500	453,713	19,567,917	-	19,567,917	04/01/27	4.57%	
-	177,500	1,212,192	49,479,305	-	49,479,305	06/01/29	5.01%	
-	7,690,000	201,863	-	-	-	07/01/10	5.11%	Various Projects - Education, Arts, etc.
-	3,830,000	1,656,300	58,185,000	-	58,185,000	07/01/21	4.91%	Regional Jail Refunding
-	340,000	137,692	5,090,000	-	5,090,000	07/01/21	4.91%	Regional Jail Lease Revenue
-	600,000	254,577	9,050,000	-	9,050,000	07/01/21	4.91%	Subordinate Lease Revenue
-	154,167	207,948	8,638,721	-	8,638,721	09/01/26	5.07%	Huntington Office Building - Various State Agencies
-	105,000	124,031	4,170,000	-	4,170,000	06/01/24	5.59%	Capitol Parking Garage Project
-	20,000	16,136	615,000	-	615,000	09/30/22	4.41%	Howard Property
-	75,000	57,253	2,560,000	-	2,560,000	03/01/24	3.43%	One Davis Square
-	37,500	119,114	4,851,292	-	4,851,292	01/01/34	5.13%	Weirton Office Bldg
-	250,000	208,684	9,018,333	-	9,018,333	05/30/22	4.50%	State Energy Savings Project
-	24,331	76,350	2,815,006	-	2,815,006	12/01/36	5.25%	Williamson Building
-	380,833	664,813	24,189,168	-	24,189,168	11/01/29	5.16%	WV Dept. of Environmental Protection - Ofc. Bldg.
-	514,000	638,696	24,018,500	-	24,018,500	11/01/22	5.15%	DHHR - Diamond Building - Charleston
-	80,833	84,556	2,815,833	-	2,815,833	11/01/22	5.65%	DHHR - Diamond Parking Garage - Charleston
-	57,500	116,940	4,543,750	-	4,543,750	11/01/33	5.23%	Public Service Commission Facilities
-	82,500	41,560	1,875,000	-	1,875,000	06/01/20	4.47%	Medical Examiner Facilities
-	146,333	232,001	10,639,167	-	10,639,167	08/01/34	Variable	Greenbrooke Building
-	88,433	107,729	3,926,329	-	3,926,329	10/31/25	5.01%	State Police/DMV Office Building
-	773,464	27,556	1,941,139	-	1,941,139	03/27/12	2.29%	Vehicles
-	229,812	22,401	1,248,445	-	1,248,445	08/01/13	3.24%	Vehicles
-	136,346	7,508	416,516	-	416,516	08/01/12	3.04%	Vehicles
-	469,945	53,506	3,318,117	-	3,318,117	05/01/14	2.98%	Vehicles
-	936	-	936	-	936	03/31/11		Table-top Folder/Inserter
-	159	-	477	-	477	03/31/11		Mail Distribution Folder
-	17,491	1,151	48,356	-	48,356	04/10/12	3.93%	Mail Inserter System
-	1,719,225	-	13,695,314	-	13,695,314	06/01/11		Microsoft Software
-	82,050	6,430	171,012	-	171,012	12/30/11		Cisco Equipment
-	34,336	2,522	89,190	-	89,190	03/30/12		Cisco Equipment
-	27,823	2,722	87,749	-	87,749	07/30/12		Cisco Equipment
-	58,541	5,902	246,371	-	246,371	12/30/12		Cisco Equipment
-	126,526	14,216	776,855	-	776,855	04/21/13		Pitney Bowes Equipment
-	172,577	12,588	626,844	-	626,844	05/01/13		Mail Inserter Equipment
1,739,284	369,592	26,940	1,369,692	-	1,369,692	06/30/13		Cisco Equipment
892,078	72,661	4,417	819,417	-	819,417	10/01/13	2.42%	Mainframe
-	1,955,000	29,999,046	801,555,000	-	801,555,000	06/01/47	7.47%	West Virginia Teachers Retirement System
-	-	-	83,863,000	-	83,863,000	06/01/47	8.50%	West Virginia Teachers Retirement System
-	205,222	9,822	596,944	-	596,944	05/28/12	2.74%	Disk Subsystem 2004-36
-	1,626	-	210,065	-	210,065	01/01/24	3.98%	Energy Efficiency Project, Phase 2
-	109,541	91,330	4,333,793	-	4,333,793	04/17/25	4.16%	Performance Contract
-	180,000	2,869	1,160,000	-	1,160,000	09/01/15	Variable	Coastal Lumber Products - 90A
-	180,000	2,869	1,160,000	-	1,160,000	09/01/15	Variable	Coastal Lumber Products - 90B
-	-	-	76,156,591	-	76,156,591	05/01/46	7.50%	Quad Graphics, Inc. 96 AB
-	-	-	134,654,587	-	134,654,587	05/01/48	7.50%	Quad Graphics, Inc. 98 ABCD
-	400,000	34,971	2,390,000	-	2,390,000		Variable	Smith Services Inc.
-	-	-	3,290,000	-	3,290,000	05/01/19	Variable	TLM Aircraft, LLC
-	2,200,000	9,362	-	-	-	12/01/15	Variable	Rubberlite, Inc.
-	-	-	27,795,000	-	27,795,000	04/01/25	Variable	Stonewall Jackson Lake SP - 2000A

ORGANIZATION	DEBT OBLIGATION	STATUTORY AUTHORITY	Original Debt Issuance	Principal Outstanding 06/30/10	
ECONOMIC DEVELOPMENT AUTHORITY (continued)			14,020,000	14,020,000	
			4,600,000	1,520,000	
			3,000,000	3,000,000	
			30,310,000	26,010,000	
			11,300,000	9,800,000	
			8,000,000	6,435,000	
			4,000,000	4,000,000	
			6,730,000	6,340,000	
			6,000,000	6,000,000	
			4,980,000	4,980,000	
			65,000,000	65,000,000	
			320,000,000	320,000,000	
			15,000,000	4,333,333	
			16,000,000	14,331,653	
			65,000,000	65,000,000	
			50,000,000	50,000,000	
			50,000,000	50,000,000	
			75,000,000	75,000,000	
			50,275,000	50,275,000	
			30,000,000	30,000,000	
			40,000,000	40,000,000	
			50,000,000	50,000,000	
			140,000,000	140,000,000	
			54,375,000	54,375,000	
			50,000,000	50,000,000	
			30,000,000	86,000,000	
			50,000,000	50,000,000	
		Revenue Bonds (backed by a lease with the WV Department of Administration) See "Administration" for more details		6,215,000	
				28,455,000	
				9,980,000	
				145,625,000	
				14,290,000	
				24,955,000	
				5,230,000	
				3,500,000	
				53,950,000	
				5,080,000	
			2,715,000		
			10,695,000		
			11,015,000		
	Excess Lottery Revenue Bonds	31-15 & 29-22	249,895,000	198,590,000	
	Lottery Revenue Bonds		155,620,000	-	
FAIRMONT STATE UNIVERSITY	LEASE OBLIGATIONS		686,930	455,419	
	REVENUE BONDS				
	*Issue Dtd. 8/1/2002 - Series A		18,170,000	15,595,000	
	*Issue Dtd. 8/1/2002 - Series B		9,310,000	7,860,000	
	*Issue Dtd. 3/1/2003 - Series A		13,320,000	11,850,000	
	*Issue Dtd. 3/1/2003 - Series B		22,925,000	20,385,000	
	*Issue Dtd. 5/9/2006		8,500,000	7,306,453	
	* Note: Trustee remits principal to bondholders annually on June 1st				
GLENVILLE STATE COLLEGE	LEASE OBLIGATIONS				
			167,127	33,489	
			123,750	47,276	
			25,500,000	25,500,000	
	REVENUE BONDS				
	Issue Dtd. 11/1/2006		1,500,000	1,320,495	
Issue Dtd. 12/21/2007		4,125,000	3,916,618		
HEALTH & HUMAN RESOURCES, DEPT. OF	Barbers and Cosmetologists, Board of				
	Behavioral Health and Health Facilities, Bureau of				
	Child Support Enforcement, Bureau for				

Debt Issued 07/01/10 through 12/31/10	Principal Paid 07/01/10 through 12/31/10	Interest Paid 07/01/10 through 12/31/10	Principal Outstanding 12/31/10	Adjustments (Defeasance, Refunding, etc.)	Adjusted Principal Outstanding	FINAL MATURITY DATE	INTEREST RATE	PURPOSE OF DEBT
-	-	-	14,020,000	-	14,020,000	04/01/30	Variable	Stonewall Jackson Lake SP - 2000B
-	480,000	2,208	1,040,000	-	1,040,000	03/01/16	Variable	Gemark Services of WV, Inc. srs 2001
-	-	4,278	3,000,000	-	3,000,000	07/01/17	Variable	WVU Foundation Project
-	700,000	634,810	25,310,000	-	25,310,000	07/15/31	5.01%	WVU Foundation Project
-	290,000	1,087,083	9,510,000	-	9,510,000			Edgewood Summit Project, srs. '04A
-	360,000	181,323	6,075,000	-	6,075,000	11/01/24	Variable	City of Charleston, Stadium Project, 2004A
-	-	11,891	4,000,000	-	4,000,000		Variable	Collins Hardwood srs 2005
-	190,000	168,956	6,150,000	-	6,150,000	11/01/29	Variable	Edgewood Summit Project, srs. 2006
-	-	-	6,000,000	-	6,000,000	12/14/22	Variable	BPB West Virginia Inc, srs 2006
-	-	-	4,980,000	-	4,980,000	02/01/27	Variable	Berkeley County Development Authority, srs 2007
-	-	1,592,500	65,000,000	-	65,000,000	06/01/37	Variable	Ohio Power - Mitchell 2007A
-	-	-	320,000,000	-	320,000,000		Variable	Capitol Cement Corporation srs 2007A
-	-	97,452	4,333,333	-	4,333,333	04/30/23	Variable	NGK Spark Plug Mfg (USA), Inc. Project - srs. 2008
-	-	-	14,331,653	-	14,331,653		Variable	HINO Motors - srs. 2008A
-	-	99,851	65,000,000	-	65,000,000	04/01/36	Variable	Ohio Power Co. - Mitchell Project - srs. 2008A
-	-	59,671	50,000,000	-	50,000,000	07/01/14	Variable	Ohio Power Co. - Kammer Project - srs. 2008B
-	-	66,109	50,000,000	-	50,000,000	07/01/14	Variable	Ohio Power Co. - Sporn Project - srs. 2008C
-	-	116,794	75,000,000	-	75,000,000	02/01/36	Variable	Appalachian Power Co. - Mountaineer Project - srs. 2008A
-	-	80,275	50,275,000	-	50,275,000	02/01/36	Variable	Appalachian Power Co. - Mountaineer Project - srs. 2008B
-	-	727,500	30,000,000	-	30,000,000	05/01/19	Variable	Appalachian Power Co. - Amos Project - srs. 2008C
-	-	970,000	40,000,000	-	40,000,000	05/01/19	Variable	Appalachian Power Co. - Amos Project - srs. 2008D
-	50,000,000	-	-	-	-	12/01/38	Variable	Appalachian Power Co. - Amos Project - srs. 2008E
-	-	-	140,000,000	-	140,000,000		Variable	Capitol Cement Corporation srs 2009A
-	-	77,871	54,375,000	-	54,375,000	12/01/42	Variable	Appalachian Power Co. - Amos Project - srs. 2009A
-	-	57,411	50,000,000	-	50,000,000	12/01/42	Variable	Appalachian Power Co. - Amos Project - srs. 2009B
-	-	1,172,049	86,000,000	-	86,000,000	03/01/43	Variable	Ohio Power Co. - Amos Project - srs. 2010A
-	-	1,433,333	50,000,000	-	50,000,000	12/01/38	Variable	Appalachian Power Co. - Amos Project srs 2010A
						06/01/24	5.59%	Capitol Parking Garage
						11/01/29	5.16%	WV Dept. of Environmental Protection - Ofc. Bldg.
						09/01/26	5.07%	Huntington Office Building - Various Buildings
						04/01/26	5.07%	Various Correctional Facilities & Repay IMB
						04/01/26	5.07%	Laking Correctional Facility & Tiger Morton Juv. Detention
						04/01/27	4.57%	Western, chick Buckbee, Martinsburg & Mt. Hope Projects
						11/01/33	5.23%	Public Service Commission Facilities
						03/01/24	3.43%	One Davis Square
						06/01/29	5.01%	Various Correctional Facilities
						01/01/34	5.13%	Weirton Office Building
						06/01/20	4.47%	Medical Examiner Facilities
						05/30/22	4.50%	State Energy Savings Project
						08/01/34	Variable	Greenbrooke Building
-	8,175,000	5,407,254	190,415,000	-	190,415,000	07/01/26	5.63%	Various Economic Development Projects
155,620,000	-	2,408,728	155,620,000	-	155,620,000	06/15/40	4.49%	Various Projects
-	41,679	8,558	413,740	-	413,740	05/15/15	3.77%	Athletic Field Turf
-	207,500	392,857	15,387,500	-	15,387,500	06/01/32	4.95%	Residence Hall/Parking/Various Improvements
-	107,500	187,979	7,752,500	-	7,752,500	06/01/32	4.92%	Various Infrastructure Improvements
-	160,000	290,548	11,690,000	-	11,690,000	06/01/32	4.89%	400 Suite Dorm
-	275,000	499,019	20,110,000	-	20,110,000	06/01/32	4.89%	Student Activities Center
-	162,714	152,705	7,143,739	-	7,143,739	05/01/26	4.50%	Engineering Technology Building
-	15,030	499	18,459	-	18,459	06/26/11	4.46%	Network
-	11,429	463	35,847	-	35,847	06/28/12	4.45%	Smart Lab Renovation
-	-	-	25,500,000	-	25,500,000	11/05/40	Variable	Residence hall project
-	27,896	28,391	1,292,599	-	1,292,599	11/01/26	4.30%	Facilities Improvement-MCCC
-	35,629	91,708	3,880,989	-	3,880,989	10/01/37	4.68%	Facilities Improvement-Science Building

(See Hospital Finance Authority)

ORGANIZATION	DEBT OBLIGATION	STATUTORY AUTHORITY	Original Debt Issuance	Principal Outstanding 06/30/10
Children and Families, Bureau for				
Deaf and Hard-of-Hearing, Commission for				
Developmental Disabilities Planning Council				
Secretary, Office of the	See Administration & Hospital Finance Authority			
Health Care Authority				
Hearing Aid Dealers, Board of				
Human Rights Commission				
Human Services				
Medical Services, Bureau for				
Medicine, WV Board of				
Nursing Home Administrators Licensing Board				
Public Health, Bureau for				
Registration for Sanitarians, Board of				
Women's Commission				
HIGHER EDUCATION POLICY COMMISSION	REVENUE BONDS			
	Issue Dated 5/1/1998A	18B-1 et. seq.	55,025,000	43,525,000
	Issue Dated 6/15/2000A	18B-1 et. seq.	36,590,868	33,590,868
	Issue Dated 8/1/2003 Srs. A	18B-1 et. seq.	22,160,000	3,925,000
	Issue Dated 8/1/2003 Srs. B	18B-1 et. seq.	60,380,000	15,380,000
	Issue Dated 4/4/2007 Srs. A	18B-1 et. seq.	25,915,000	24,265,000
	Excess Lottery Revenue Bonds			
	Issue Dated 8/31/2004 Srs. B	18-12B and others	167,260,000	144,025,000
	Issue Dated 12/8/2009 Srs. A		78,295,000	78,295,000
	Issue Dated 12/23/2010 Srs. A		16,520,000	-
	Issue Dated 12/23/2010 Srs. C (Taxable)		10,080,000	-
	Excess Lottery Revenue Bonds			
	Build America Bonds (BABs)			
	Issue Dated 12/23/2010 Srs. B		50,265,000	-
HOSPITAL FINANCE AUTHORITY	REVENUE BONDS			
	ISSUE DATED 12/1/85		102,800,000	10,645,000
# - defeased	#ISSUE DATED 7/1/92		23,230,000	12,800,000
	ISSUE DATED 10/1/92		4,770,000	1,715,000
	ISSUE DATED 12/1/95		4,180,000	1,770,000
	ISSUE DATED 12/1/95		2,090,000	935,000
	ISSUE DATED 11/16/98		44,345,000	31,955,000
	ISSUE DATED 3/1/99 A&B		7,725,000	5,750,000
	ISSUE DATED 6/01/00A		93,225,000	16,100,000
	ISSUE DATED 8/1/2003 Srs. B		25,800,000	25,800,000
	ISSUE DATED 12/18/2003 Srs. A-1		61,000,000	53,660,000
HOSPITAL FINANCE AUTHORITY (continued)				

Debt Issued 07/01/10 through 12/31/10	Principal Paid 07/01/10 through 12/31/10	Interest Paid 07/01/10 through 12/31/10	Principal Outstanding 12/31/10	Adjustments (Defeasance, Refunding, etc.)	Adjusted Principal Outstanding	FINAL MATURITY DATE	INTEREST RATE	PURPOSE OF DEBT
(See Administration)								
-	-	1,166,406	43,525,000	-	43,525,000	04/01/28	5.18%	Various Projects - WVU
-	-	-	33,590,868	-	33,590,868	04/01/31	6.19%	Various Projects - WVU
-	-	75,138	3,925,000	-	3,925,000	04/01/12	4.09%	Refunding Issue (Coll. Sys.)
-	-	384,500	15,380,000	-	15,380,000	04/01/12	3.41%	Refunding Issue (Univ. Sys.)
-	-	515,588	24,265,000	-	24,265,000	04/01/27	4.34%	Refund a portion of 97A&B and 2000B bonds
-	-	3,586,275	144,025,000	-	144,025,000	04/01/34	4.69%	Refunding/New Money
-	1,425,000	2,071,622	76,870,000	-	76,870,000	07/01/39	4.89%	Community & Technical Colleges
16,520,000	-	-	16,520,000	-	16,520,000	04/01/26	4.99%	Various Projects
10,080,000	-	-	10,080,000	-	10,080,000	04/01/18	4.41%	Various Projects
50,265,000	-	-	50,265,000	-	50,265,000	04/01/40	4.99%	Various Projects
-	10,645,000	284,416	-	-	-	12/01/25	VARIABLE RATE	VRBL Rate Revenue Bonds VHA Mid-Atlantic State, Inc. (1985 Series E thru H)
-	-	-	12,800,000	-	12,800,000	01/01/18	6.10%	WVU Med Corp
-	270,000	98,438	1,445,000	-	1,445,000	10/01/14	7.10%	Gen. Div. Med. Office Building, 92A
-	270,000	66,038	1,500,000	-	1,500,000	11/01/15	7.63%	Teays Valley Haven, Srs. 95 Refunding Issue
-	130,000	34,900	805,000	-	805,000	11/01/15	7.63%	Raleigh Manor, Srs. 95 Refunding Issue
-	-	-	31,955,000	-	31,955,000	06/01/22	Variable	WVU Hospitals, Inc. Series 1998
-	-	-	5,750,000	-	5,750,000	08/01/19	6.95%	Nella's Project 1999A
-	16,100,000	-	-	-	-	09/01/30	6.84%	CAMC Series 2000A
-	-	90,919	25,800,000	-	25,800,000	06/01/16	Variable Rate	WVU Hospitals - Refunding (ARCs)
-	1,530,000	203,702	52,130,000	-	52,130,000	10/01/33	Variable Rate	Pallottine Health Service, Inc.

ORGANIZATION	DEBT OBLIGATION	STATUTORY AUTHORITY	Original Debt Issuance	Principal Outstanding 06/30/10	
# - Reported as a lease of the Division of Veterans' Affairs	#ISSUE DATED 3/1/2004		10,000,000	9,030,832	
	ISSUE DATED 6/30/2004 Srs. A		19,000,000	12,895,000	
	ISSUE DATED 6/30/2004 Srs. B		19,350,000	15,400,000	
	ISSUE DATED 6/30/2004 Srs. C		57,900,000	57,150,000	
	ISSUE DATED 12/26/2004 Srs. A		14,095,000	4,815,000	
	ISSUE DATED 4/26/2006		35,000,000	33,595,000	
	ISSUE DATED 6/8/2006A		78,610,000	78,610,000	
	ISSUE DATED 6/30/2006		993,429	369,673	
	ISSUE DATED 2/1/2008 - Series A		4,300,000	3,755,000	
	ISSUE DATED 2/29/2008		1,770,108	1,138,157	
	ISSUE DATED 6/19/2008		127,355,000	127,355,000	
	ISSUE DATED 6/30/2008		148,920,000	148,920,000	
	ISSUE DATED 6/30/2008		7,000,000	5,208,268	
	ISSUE DATED 8/29/2008 - Series A		46,420,000	43,580,000	
	ISSUE DATED 8/29/2008 - Series B		46,765,000	46,240,000	
	ISSUE DATED 8/29/2008 - Series D		27,115,000	25,455,000	
	ISSUE DATED 9/11/2008 - Series D		45,750,000	45,750,000	
	ISSUE DATED 9/17/2008 - Series E		35,155,000	35,155,000	
	ISSUE DATED 9/30/2008 - Series B		26,000,000	25,289,635	
	ISSUE DATED 10/16/2008 - Series A&B		96,955,000	96,955,000	
	ISSUE DATED 1/27/2009 - Series A		14,415,000	14,100,952	
	ISSUE DATED 2/26/2009 - Series A		45,590,000	45,590,000	
	ISSUE DATED 2/26/2009 - Series B		22,385,000	21,700,000	
	ISSUE DATED 6/12/2009 - SERIES A		1,939,800	1,663,173	
	ISSUE DATED 6/12/2009		17,500,000	16,333,333	
	Issue Dated 9/10/2009 - Series A		179,925,000	179,925,000	
	# - originally issued as 2007A but remarketed in 2009	Issue Dated 10/16/2009		24,600,000	24,600,000
		Issue Dated 11/12/2009		11,911,409	11,736,849
		Issue Dated 12/17/2009		25,000,000	25,000,000
		Issue Dated 12/17/2009		103,405,000	103,405,000
Issue Dated 11/1/2010			8,428,228	-	
HOUSING DEVELOPMENT FUND	VETERANS BONUS AMENDMENT	CONSTITUTION			
	VETERANS MORTGAGE BONDS				
	REVENUE BONDS				
	HOUSING DEVELOPMENT BONDS				
	SINGLE-FAMILY MRTG. REV. BONDS				
	ISSUE DTD 3/1/97 SRS C	31-18	46,040,000	36,770,000	
	ISSUE DTD 2/1/98 SRS AB	31-18	86,855,000	39,335,000	
	ISSUE DTD 2/10/99 SRS AB	31-18	50,000,000	15,100,000	
	ISSUE DTD 8/3/00 SRS C	31-18	35,000,000	34,760,000	
	ISSUE DTD 2/15/01 SRS AB	31-18	65,000,000	13,090,000	
	ISSUE DTD 9/18/01 SRS C	31-18	50,000,000	50,000,000	
	ISSUE DTD 6/12/03 SRS A	31-18	25,000,000	25,000,000	
	ISSUE DTD 11/13/03 SRS B	31-18	17,500,000	17,500,000	
	ISSUE DTD 3/6/04 SRS A	31-18	30,000,000	22,200,000	
	ISSUE DTD 6/30/04 SRS B	31-18	20,000,000	13,985,000	
HOUSING DEVELOPMENT FUND (continued)					

Debt Issued 07/01/10 through 12/31/10	Principal Paid 07/01/10 through 12/31/10	Interest Paid 07/01/10 through 12/31/10	Principal Outstanding 12/31/10	Adjustments (Defeasance, Refunding, etc.)	Adjusted Principal Outstanding	FINAL MATURITY DATE	INTEREST RATE	PURPOSE OF DEBT
-	102,500	227,976	8,928,332	-	8,928,332	03/01/34	5.18%	WV Veterans Nursing Home
-	-	-	12,895,000	-	12,895,000	02/15/34	4.71%	Camden Clark Memorial Hospital Corp.
-	-	64,806	15,400,000	-	15,400,000	02/15/34	Variable Rate	Camden Clark Memorial Hospital Corp.
-	-	208,245	57,150,000	-	57,150,000	02/15/34	Variable Rate	Camden Clark Memorial Hospital Corp.
-	-	64,875	4,815,000	-	4,815,000	01/01/11	4.33%	Cabell Huntington
-	740,000	128,512	32,855,000	-	32,855,000	10/01/36	Variable Rate	Pallottine Health Services, Inc.
-	-	1,932,191	78,610,000	-	78,610,000	06/01/41	4.61%	United Hospital Center Project
-	369,673	-	-	-	-	07/01/10	5.19%	WVU Med Corp.
-	-	91,520	3,755,000	-	3,755,000	03/01/19	5.53%	Fairmont General - Refunding
-	138,776	22,260	999,381	-	999,381	02/26/13	4.12%	WVU Med Corp.
-	385,000	75,122	126,970,000	-	126,970,000	09/01/37	Variable Rate	CAMC
-	-	4,826,919	148,920,000	-	148,920,000	10/01/43	6.75%	Thomas Health System
-	472,312	107,012	4,735,956	-	4,735,956	07/01/15	5.00%	WVU Med Corp
-	-	54,182	43,580,000	-	43,580,000	06/01/41	Variable Rate	WV United Health System Obligated Group - Refunding
-	-	56,768	46,240,000	-	46,240,000	06/01/41	Variable Rate	WV United Health System Obligated Group - Refunding
-	-	36,384	25,455,000	-	25,455,000	06/01/30	Variable Rate	WV United Health System Obligated Group - Refunding
-	-	1,243,594	45,750,000	-	45,750,000	06/01/33		WVU Hospitals
-	-	978,216	35,155,000	-	35,155,000	06/01/35	5.80%	WV United Health System Obligated Group - Refunding
-	-	-	25,289,635	-	25,289,635	06/01/35	5.80%	CAMC Teays Valley 2008 Series A
-	-	65,239	96,955,000	-	96,955,000	01/01/34	Variable Rate	Cabell Huntington Hospital
-	117,768	421,275	13,983,184	-	13,983,184	02/01/29	Variable Rate	Cabell Huntington Hospital
-	-	61,703	45,590,000	-	45,590,000	06/01/33	Variable Rate	WVU Hospitals
-	-	29,370	21,700,000	-	21,700,000	06/01/32	Variable Rate	WVU Hospitals
-	142,937	35,285	1,520,236	-	1,520,236	06/12/14	4.40%	WVU Med Corp
-	583,333	394,108	15,750,000	-	15,750,000	07/01/16	Variable Rate	Pallottine Health Services, Series 2009
-	2,540,000	4,684,847	177,385,000	-	177,385,000	09/01/32	5.51%	Refunding & New Money
-	-	1,271,119	24,600,000	-	24,600,000	02/15/34	5.29%	Camden Clark Memorial Hospital 2009A
-	484,299	273,940	11,252,550	-	11,252,550	02/12/20	4.75%	WVU Hospitals/CAMC - HealthNet
-	-	735,610	25,000,000	-	25,000,000	01/01/44	5.73%	Valley Health System Obligated Group
-	-	2,740,981	103,405,000	-	103,405,000	06/01/39	5.59%	WV United Health System Obligated Group
8,428,228	175,589	-	8,252,639	-	8,252,639	11/01/14	Variable	CAMC
								No Debt Reported
-	-	1,057,138	36,770,000	-	36,770,000	11/01/26	5.76%	Single Family Housing
-	-	800,540	39,335,000	39,335,000	-	11/01/32	5.25%	Single Family Housing
-	-	365,824	15,100,000	15,100,000	-	11/01/30	5.00%	Single Family Housing
-	-	801,387	34,760,000	34,760,000	-	11/01/34	6.47%	Single Family Housing
-	210,000	311,382	12,880,000	12,880,000	-	11/01/37	5.31%	Single Family Housing
-	-	1,300,000	50,000,000	-	50,000,000	11/01/32	5.20%	Single Family Housing
-	-	593,750	25,000,000	-	25,000,000	11/01/39	4.75%	Single Family Housing
-	-	428,750	17,500,000	-	17,500,000	11/01/39	4.90%	Single Family Housing
-	605,000	487,740	21,595,000	310,000	21,285,000	05/01/34	4.40%	Single Family Housing
-	380,000	342,225	13,605,000	295,000	13,310,000	11/01/34	4.90%	Single Family Housing

ORGANIZATION	DEBT OBLIGATION	STATUTORY AUTHORITY	Original Debt Issuance	Principal Outstanding 06/30/10
	ISSUE DTD 11/10/04 SRS C	31-18	35,000,000	28,140,000
	ISSUE DTD 3/22/05 SRS A	31-18	30,000,000	24,100,000
	ISSUE DTD 6/15/05 SRS B	31-18	60,110,000	40,735,000
	ISSUE DTD 10/19/05 SRS C	31-18	30,000,000	23,880,000
	ISSUE DTD 3/29/06 SRS AB	31-18	60,000,000	28,610,000
	ISSUE DTD 6/14/06 SRS C	31-18	40,000,000	31,810,000
	ISSUE DTD 10/17/06 SRS D	31-18	35,000,000	28,895,000
	ISSUE DTD 3/14/07 SRS A	31-18	60,000,000	50,780,000
	ISSUE DTD 7/12/07 SRS B	31-18	40,000,000	34,845,000
	ISSUE DTD 11/27/07 SRS C	31-18	35,000,000	30,300,000
	ISSUE DTD 7/1/08 SRS AB	31-18	30,000,000	22,780,000
	ISSUE DTD 12/23/09 SRS A	31-18	100,000,000	100,000,000
	ISSUE DTD 9/23/10 SRS ABC	31-18	130,870,000	-
	MULTI-FAMILY MRTG. REV. BONDS			
	ISSUE DTD 10/21/98 SRS F	31-18	2,235,000	710,000
	ISSUE DTD 1/7/02 SRS 2001D	31-18	79,665,000	29,900,000
	ISSUE DTD 11/25/03 SRS. C	31-18	16,800,000	5,000,000
MARSHALL UNIVERSITY	REVENUE BONDS			
# - advance refunded by Series 2010 bonds. Refunded bonds will be called May 1, 2011.	# Issue Dated 6/1/2001	18-23	46,610,000	40,690,000
	Issue Dated 11/17/2010		37,140,000	-
	LEASE OBLIGATIONS			
			5,500,000	4,630,044
			18,308	1,078
			243,378	39,683
			71,672	8,376
			7,997	1,390
			3,612	317
			7,224	1,168
			12,215	370
			6,901	209
			12,802	389
			5,450	164
			983,027	648,302
			7,486	899
MARSHALL UNIVERSITY GRADUATE COLLEGE	LEASE OBLIGATIONS		5A-3-3	
			3,630,470	1,510,630
			3,177,495	2,076,388
NATURAL RESOURCES, DIVISION OF	LEASE OBLIGATIONS			
			56,250	-
			588,833	-
			333,670	52,320
			708,617	55,234
NORTHERN COMMUNITY COLLEGE	LEASE OBLIGATIONS			
			64,583	17,440
			120,000	37,028
PARKWAYS, ECONOMIC DEVELOPMENT AND TOURISM AUTHORITY	REVENUE BONDS			
	ISSUE DTD 2/01/02	17-16A	44,205,000	28,700,000
	ISSUE DTD 7/2/08		59,100,000	54,800,000
	LEASE OBLIGATIONS			
			1,071,908	97,252
			339,130	36,944
			527,472	258,164
			229,000	115,967
			287,165	153,714
PUBLIC ENERGY AUTHORITY	REVENUE BONDS			
	ISSUE DTD 9/1/89	5D-1	80,000,000	73,530,000

Debt Issued 07/01/10 through 12/31/10	Principal Paid 07/01/10 through 12/31/10	Interest Paid 07/01/10 through 12/31/10	Principal Outstanding 12/31/10	Adjustments (Defeasance, Refunding, etc.)	Adjusted Principal Outstanding	FINAL MATURITY DATE	INTEREST RATE	PURPOSE OF DEBT
-	725,000	604,868	27,415,000	925,000	26,490,000	11/01/34	4.35%	Single Family Housing
-	625,000	520,005	23,475,000	1,225,000	22,250,000	11/01/35	4.38%	Single Family Housing
-	800,000	881,503	39,935,000	2,685,000	37,250,000	11/01/35	4.40%	Single Family Housing
-	155,000	533,063	23,725,000	560,000	23,165,000	11/01/35	4.50%	Single Family Housing
-	215,000	672,335	28,395,000	-	28,395,000	11/01/40	4.62%	Single Family Housing
-	240,000	783,250	31,570,000	1,985,000	29,585,000	11/01/40	5.00%	Single Family Housing
-	310,000	706,451	28,585,000	1,380,000	27,205,000	05/01/37	4.48%	Single Family Housing
-	555,000	1,203,007	50,225,000	1,635,000	48,590,000	11/01/37	4.37%	Single Family Housing
-	345,000	931,314	34,500,000	6,820,000	27,680,000	05/01/38	4.94%	Single Family Housing
-	305,000	795,122	29,995,000	7,410,000	22,585,000	05/01/38	4.84%	Single Family Housing
-	525,000	314,532	22,255,000	2,635,000	19,620,000	11/01/30	4.54%	Single Family Housing
-	-	-	100,000,000	-	100,000,000	12/31/10	Variable	Single Family Housing
130,870,000	-	886,710	130,870,000	-	130,870,000	11/01/40	4.15%	Single Family Housing
-	95,000	20,235	615,000	-	615,000	11/01/13	5.70%	Multi-family Housing
-	-	735,285	29,900,000	3,625,000	26,275,000	11/01/32	5.30%	Multi-family Housing
-	785,000	100,000	4,215,000	-	4,215,000	02/01/14	4.00%	Multi-family Housing
-	-	-	40,690,000	40,690,000	-	05/01/31	5.23%	Residence Hall Complex and other projects
37,140,000	-	-	37,140,000	-	37,140,000	05/01/30	4.00%	Refund 2001 bonds
-	118,528	88,136	4,511,516	-	4,511,516	09/01/24	3.89%	Refinance Mid Ohio Valley Center Plus Addition
-	1,078	19	-	-	-	09/30/10	7.19%	Digital Mailing System
-	26,323	576	13,360	-	13,360	03/10/11	4.01%	Printing Press
-	8,376	227	-	-	-	11/30/10	7.23%	Mailing System
-	455	25	935	-	935	02/28/11	7.22%	DM500 Digital Mailing System
-	317	4	-	-	-	09/30/10	8.90%	Mail Center Upgrade
-	578	25	590	-	590	12/31/10	8.94%	2 Mail Center Upgrades
-	370	1	0	-	0	07/31/10	6.00%	Canon IR5055 Copier
-	209	1	0	-	0	07/31/10	6.00%	Canon IR 3045 Copier
-	389	1	0	-	0	07/31/10	6.00%	Canon IR 5870 U Digital Copier
-	164	1	0	-	0	07/31/10	6.00%	Canon IR 2880 Copier
-	68,401	11,003	579,901	-	579,901	11/17/14	3.55%	Video XOS Project
-	899	11	(0)	-	(0)	10/31/10	6.00%	Canon IR 3380 Copier
-	120,050	33,599	1,390,580	-	1,390,580	02/01/16	4.60%	Refinance Administration Building
-	120,111	41,424	1,956,277	-	1,956,277	09/01/17	3.99%	Refinance Academic Building
56,250	56,250	-	-	-	-	12/19/10	No interest	Land Acquisition
588,833	588,833	-	-	-	-	08/17/10	0.00%	Land Acquisition
-	32,494	872	19,826	-	19,826	04/24/11	4.25%	Equipment Lease
-	58,481	570	(3,247)	(3,247)	-	11/28/10	3.98%	Equipment Lease
-	3,826	476	13,614	-	13,614	08/01/12	6.00%	Parking Facility
-	6,969	1,024	30,059	-	30,059	12/01/12	6.00%	Flat surface parking lot
-	-	695,494	28,700,000	-	28,700,000	05/15/19	4.53%	Refunding Issue
-	-	1,262,720	54,800,000	-	54,800,000	04/15/19	Variable	Refunding Issue
-	97,252	821	-	-	-	11/29/10	3.78%	Equipment Acquisition
-	36,944	419	-	-	-	12/28/10	3.88%	Equipment Acquisition
-	53,483	4,318	204,681	-	204,681	10/20/12	3.66%	Equipment Acquisition
-	23,151	1,967	92,816	-	92,816	11/15/12	3.70%	Equipment Acquisition
-	28,833	2,119	124,881	-	124,881	01/23/13	2.99%	Equipment Acquisition
-	-	-	73,530,000	-	73,530,000	01/01/17	Variable	To Finance Coal Waste Powerplant

ORGANIZATION	DEBT OBLIGATION	STATUTORY AUTHORITY	Original Debt Issuance	Principal Outstanding 06/30/10
PUBLIC SERVICE COMMISSION	See Administration			
REGIONAL JAIL AUTHORITY	See Administration			
SCHOOL BUILDING AUTHORITY				
Note				
For all School Building Authority Bonds, the following applies: Principal is paid on July 1 of each year (except the 2004 Lottery bonds which pay principal in January & July)	REVENUE BONDS (with appropriated debt service from the General Revenue Fund) Issue Dated 7/1/2002A Issue Dated 4/3/2007A	18-9D 18-9D	32,370,000 185,980,000	24,190,000 163,190,000
Principal disclosed on this report is "prepaid principal" for the next principal payment date.	LOTTERY REVENUE BONDS Issue Dated 7/1/2004	18-9D	141,600,000	64,600,000
	EXCESS LOTTERY REVENUE BONDS Issue Dated 8/15/2008 Issue Dated 7/27/2010B		102,145,000 25,000,000	95,940,000 -
	EXCESS LOTTERY REVENUE BONDS (Qualified School Construction Bonds) #Issue Dated 7/23/2009A ##Issue Dated 12/15/2009B ###Issue Dated 7/8/2010A		30,000,000 48,200,000 72,280,000	30,000,000 48,200,000 -
# - Bullet maturity of June 15, 2024. SBA makes payments into a sinking fund over the 15 year term bond bonds Interest income earned by the sinking fund will reduce future principal payments. Interest on the bonds is paid in the form of federal tax credits by the Federal Government				
## - Bullet maturity of June 15, 2026. SBA makes payments into a sinking fund over the term. Interest income earned by the sinking fund will reduce future principal payments. Interest on the bonds is paid in the form of federal tax credits by the Federal Government.				
### - Bullet maturity of June 15, 2027. SBA makes payments into a sinking fund over the term. Interest income earned by the sinking fund will reduce future principal payments. Interest on the bonds is paid in the form of federal tax credits by the Federal Government.				
SHEPHERD UNIVERSITY	REVENUE BONDS Issue Dtd. 1/1/2003 Issue Dtd. 9/1/2004 Issue Dtd. 5/24/2005 Issue Dtd. 10/30/2007		5,990,000 3,405,000 22,925,000 20,090,000	5,320,000 2,605,000 21,580,000 18,700,000
	LEASE OBLIGATION		550,000	378,492
TRANSPORTATION, DEPT. OF	GENERAL OBLIGATION BONDS SAFE ROAD AMENDMENT			
# - bonds were called on 8/23/2010 @ par. Amounts do NOT include accrued interest.	# Issue Dated 7/1/1998A Issue Dated 7/1/2001A Issue Dated 5/26/2005A Issue Dated 7/22/2010A	CONSTITUTION CONSTITUTION CONSTITUTION CONSTITUTION	220,000,000 110,000,000 321,405,000 35,135,000	36,025,000 25,595,000 277,895,000 -
	REVENUE BONDS ISSUE DTD 10/25/06A ISSUE DTD 04/18/07A ISSUE DTD 03/18/09A	WVC 17-17A WVC 17-17A WVC 17-17A	75,970,000 33,190,000 76,835,000	53,935,000 23,385,000 66,995,000
Public Port Authority				
VETERANS AFFAIRS, DIVISION OF	See Hospital Finance Authority			
WATER DEVELOPMENT AUTHORITY	REVENUE BONDS			
	ISSUE DTD 1/1/00A ISSUE DTD 9/1/00B ISSUE DTD 1/1/02A ISSUE DTD 5/1/03A ISSUE DTD 9/1/03A-I ISSUE DTD 9/1/03B ISSUE DTD 9/1/03C ISSUE DTD 9/1/03D ISSUE DTD 5/4/05A-IV ISSUE DTD 10/27/05A-II ISSUE DTD 10/27/05B-II ISSUE DTD 12/20/05B-IV ISSUE DTD 2/14/06A-II	22C-1 22C-1 22C-1 22C-1 22C-1 22C-1 22C-1 22C-1 22C-1 22C-1 22C-1 22C-1 22C-1	22,065,000 10,905,000 8,650,000 10,115,000 24,925,000 53,750,000 17,890,000 5,555,000 37,775,000 19,295,000 12,315,000 11,825,000 41,225,000	17,210,000 10,065,000 5,910,000 7,625,000 20,260,000 47,985,000 15,780,000 4,420,000 35,980,000 15,195,000 11,300,000 11,320,000 38,050,000

Debt Issued 07/01/10 through 12/31/10	Principal Paid 07/01/10 through 12/31/10	Interest Paid 07/01/10 through 12/31/10	Principal Outstanding 12/31/10	Adjustments (Defeasance, Refunding, etc.)	Adjusted Principal Outstanding	FINAL MATURITY DATE	INTEREST RATE	PURPOSE OF DEBT
-	2,227,500	514,702	21,962,500	-	21,962,500	07/01/15	4.48%	Refunding Issue
-	4,917,500	3,997,010	158,272,500	-	158,272,500	07/01/22	4.05%	Refunding Issue
-	8,967,000	1,831,506	55,633,000	-	55,633,000	07/01/14	3.96%	School Construction and Maintenance
-	2,082,000	2,842,398	93,858,000	-	93,858,000	07/01/28	4.78%	School Construction and Maintenance
25,000,000	528,000	591,292	24,472,000	-	24,472,000	07/01/30	4.39%	School Construction and Maintenance
-	-	-	30,000,000	3,400,000	26,600,000	06/15/24	0.00%	School Construction and Maintenance
-	-	-	48,200,000	3,122,010	45,077,990	06/15/26	0.00%	School Construction and Maintenance
72,280,000	-	-	72,280,000	2,397,083	69,882,917	06/15/27	0.00%	School Construction and Maintenance
-	-	-	5,320,000	-	5,320,000	12/01/33	5.08%	Various Projects (Ken Boone Field House, Creative Arts Center, etc.)
-	-	-	2,605,000	-	2,605,000	06/01/24	4.50%	Campus Infrastructure
-	-	-	21,580,000	-	21,580,000	06/01/35	4.64%	Residence Facilities Projects
-	-	-	18,700,000	-	18,700,000	06/01/37	4.67%	Wellness Center
-	-	-	378,492	-	378,492	02/13/15	2.80%	Athletic Field Turf
-	36,025,000	-	-	-	-	06/01/23	4.97%	Highway Construction
-	-	618,803	25,595,000	1,705,000	23,890,000	06/01/13	4.39%	Highway Construction
-	-	6,947,375	277,895,000	-	277,895,000	06/01/25	3.97%	Refunding
35,135,000	-	503,602	35,135,000	-	35,135,000	06/01/23	3.16%	Refunding
-	8,020,000	1,234,194	45,915,000	-	45,915,000	09/01/15	3.86%	Highway Construction
-	3,485,000	513,806	19,900,000	-	19,900,000	09/01/15	3.83%	Highway Construction
-	10,015,000	1,506,213	56,980,000	-	56,980,000	09/01/15	2.91%	Highway Construction
-	690,000	537,886	16,520,000	-	16,520,000	07/01/39	6.42%	Loan Program III
-	130,000	283,503	9,935,000	-	9,935,000	07/01/40	5.91%	Loan Program III
-	420,000	139,279	5,490,000	-	5,490,000	11/01/25	4.70%	Refund 91A Bonds
-	430,000	161,345	7,195,000	-	7,195,000	11/01/23	4.19%	Loan Program II
-	885,000	467,084	19,375,000	-	19,375,000	11/01/26	4.52%	Loan Program I
-	1,870,000	1,199,088	46,115,000	-	46,115,000	11/01/29	4.60%	Loan Program II
-	410,000	376,803	15,370,000	-	15,370,000	11/01/33	4.89%	Loan Program II
-	215,000	102,061	4,205,000	-	4,205,000	11/01/24	4.64%	Loan Program II
-	485,000	864,322	35,495,000	-	35,495,000	11/01/44	4.66%	Loan Program IV
-	385,000	357,759	14,810,000	-	14,810,000	11/01/33	4.60%	Refund 1995 Series A
-	280,000	258,756	11,020,000	-	11,020,000	11/01/33	4.65%	Refund 1995 Series B
-	230,000	270,034	11,090,000	-	11,090,000	11/01/44	4.69%	Loan Program IV
-	730,000	857,881	37,320,000	-	37,320,000	11/01/39	4.56%	Refund 1999 Series A

ORGANIZATION	DEBT OBLIGATION	STATUTORY AUTHORITY	Original Debt Issuance	Principal Outstanding 06/30/10	
WEST LIBERTY UNIVERSITY	REVENUE BONDS				
	Issue Dtd. 9/3/03, Srs. A		8,870,000	7,620,000	
	Issue Dtd. 9/3/03, Srs. B		1,145,000	770,000	
	Issue Dtd. 9/3/03, Srs. C		3,890,000	3,415,000	
WV INFRASTRUCTURE & JOBS DEVELOPMENT COUNCIL	GENERAL OBLIGATION BONDS				
	ISSUE DTD 4/1/96a	31-15B	35,300,000	7,995,000	
	ISSUE DTD 4/1/96b	31-15B	14,700,000	9,300,000	
	ISSUE DTD 4/1/96c	31-15B	10,000,000	1,250,000	
	# - adjustment reflects bonds which were advance refunded & will be called on 11/1/2016	# ISSUE DTD 12/1/96d	31-15B	50,000,000	17,060,000
		ISSUE DTD 12/1/96e	31-15B	7,000,000	930,000
		ISSUE DTD 2/1/98a	31-15B	68,000,000	27,400,000
		ISSUE DTD 2/1/98b	31-15B	10,000,000	7,475,000
		ISSUE DTD 2/1/98c	31-15B	14,000,000	2,200,000
	## - Issued as Capital Appreciation Bonds; however, disclosed in this report on a "cash" basis.	##ISSUE DTD 5/1/99a	31-15B	69,693,910	48,475,040
		ISSUE DTD 5/1/99b	31-15B	7,300,000	6,100,000
		ISSUE DTD 5/1/99c	31-15B	14,000,000	10,950,000
	ISSUE DTD 11/1/06	31-15B	94,180,000	93,090,000	
### - adjustment reflects advance refunded bonds (\$2.7M 2018 Term bonds and \$6.6M 2023 Term bonds) which will be called on 10/1/2013 @ 101	REVENUE BONDS				
	###ISSUE DTD 10/1/03a	31-15A	45,000,000	39,440,000	
	ISSUE DTD 6/22/06a	31-15A	44,650,000	42,850,000	
	ISSUE DTD 6/22/06b	31-15A	10,150,000	9,985,000	
	ISSUE DTD 3/8/07a	31-15A	38,135,000	37,635,000	
WV NETWORK FOR EDUCATIONAL TELECOMPUTING	LEASE OBLIGATION		14,020	2,427	
WV STATE UNIVERSITY	REVENUE BONDS				
	Issue Dated 9/19/1996		3,471,858	2,628,823	
	Issue Dated 8/1/2002 - Series A		5,500,000	3,880,000	
WV STATE POLICE	LEASE OBLIGATIONS	5A-3-3	144,000	51,600	
			839,998	393,865	
WV UNIVERSITY	REVENUE BONDS				
	Issue Dtd. 11/1/04B		55,430,000	55,430,000	
	Issue Dtd. 11/1/04C		138,710,000	138,710,000	
	Issue Dtd. 12/20/04A		25,900,000	7,600,000	
	LEASE OBLIGATIONS				
	U04LPURCH		8,650,044	40,652	
	50036087		230,882	16,644	
	U07ENERGYLEASE		7,798,000	7,268,560	
	U08ENERGYLEASE-MC		6,971,632	6,971,632	
	U07MAILSYSTEMS Towers		110,494	7,820	
	U07MAILSYSTEMS HSC		17,784	1,259	
	50048424		76,864	43,992	
	Engineering Sciences Building		12,475,580	12,354,663	
Intermodal Building		10,864,420	10,759,119		
Childcare Center		6,660,000	6,595,450		
U10ENERGYLEASE		6,864,340	6,947,509		
		235,628	222,871		
		75,000	70,958		
		22,500	21,288		
		266,165	251,857		
		28,944	27,382		
		33,320	31,527		
		6,906	6,533		
		24,672	23,336		
		7,040	6,661		
WVU - Institute of Technology	LEASE OBLIGATIONS	U07TECHLEASE	10,800,000	9,575,043	
			1,999,686	1,999,686	
WVU - Parkersburg	LEASE OBLIGATION		3,316,991	3,316,991	
Total				7,691,005,968	

Debt Issued 07/01/10 through 12/31/10	Principal Paid 07/01/10 through 12/31/10	Interest Paid 07/01/10 through 12/31/10	Principal Outstanding 12/31/10	Adjustments (Defeasance, Refunding, etc.)	Adjusted Principal Outstanding	FINAL MATURITY DATE	INTEREST RATE	PURPOSE OF DEBT
-	-	216,140	7,620,000	-	7,620,000	06/01/28	6.04%	Dormitory
-	-	20,454	770,000	-	770,000	06/01/28	5.54%	Student Union
-	-	92,438	3,415,000	-	3,415,000	06/01/28	5.96%	Various Capital Improvements
-	-	304,809	7,995,000	-	7,995,000	11/01/18	5.81%	Infrastructure & Economic Development
-	960,000	272,403	8,340,000	-	8,340,000	11/01/15	5.85%	Infrastructure & Economic Development
-	625,000	31,250	625,000	-	625,000	11/01/11	7.05%	Infrastructure & Economic Development
-	-	164,063	17,060,000	10,810,000	6,250,000	11/01/23	5.45%	Infrastructure & Economic Development
-	465,000	31,271	465,000	-	465,000	11/01/11	6.58%	Infrastructure & Economic Development
-	1,300,000	708,825	26,100,000	-	26,100,000	11/01/26	5.11%	Infrastructure & Economic Development
-	255,000	193,985	7,220,000	-	7,220,000	11/01/17	5.11%	Infrastructure & Economic Development
-	1,100,000	68,750	1,100,000	-	1,100,000	11/01/11	6.30%	Infrastructure & Economic Development
-	3,986,070	3,063,930	44,488,970	-	44,488,970	11/01/26	9.05%	Infrastructure & Economic Development
-	350,000	159,269	5,750,000	-	5,750,000	11/01/22	5.13%	Infrastructure & Economic Development
-	900,000	360,291	10,050,000	-	10,050,000	11/01/18	6.69%	Infrastructure & Economic Development
-	1,120,000	2,251,656	91,970,000	-	91,970,000	11/01/26	4.09%	Refund a portion of 96A, 96D & 98A
-	1,095,000	710,903	38,345,000	9,345,000	29,000,000	10/01/39	4.92%	Infrastructure & Economic Development
-	715,000	1,018,421	42,135,000	-	42,135,000	10/01/39	4.67%	Refund 2000 Series A
-	60,000	211,716	9,925,000	-	9,925,000	10/01/23	4.41%	Refund a portion of 2003 Series A
-	520,000	860,881	37,115,000	-	37,115,000	10/01/45	4.51%	Infrastructure & Economic Development
-	2,320	72	107	-	107	11/07/10	10.90%	Xerox Copier
-	59,434	62,740	2,569,389	-	2,569,389	09/01/26	6.33%	Renovation of Dormitories
-	-	96,612	3,880,000	-	3,880,000	06/01/22	5.09%	James C. Wilson College Union
-	3,600	-	48,000	-	48,000	07/31/17	0.00%	Detachment Office
-	28,000	-	365,865	-	365,865	01/31/17	0.00%	Williamson Detachment
-	-	1,271,729	55,430,000	-	55,430,000	10/01/21	4.21%	Refunding Revenue Bonds
-	-	3,445,027	138,710,000	-	138,710,000	10/01/35	4.89%	Various Projects
-	4,200,000	109,414	3,400,000	-	3,400,000	10/01/12	ARCS	Refunding & new money
-	40,652	330	0	-	0	12/31/10	2.87%	Various agreements w/ WesBanco, Inc.
-	16,644	119	-	-	-	10/05/10	3.41%	Shuttle Buses
-	155,095	152,906	7,113,465	-	7,113,465	06/27/22	4.22%	Energy Efficiency Project, Phase 1
-	115,527	146,557	6,856,105	-	6,856,105	01/01/24	3.98%	Energy Efficiency Project, Phase 2
-	7,820	134	-	-	-	09/01/09	6.86%	Pitney Bowes
-	1,259	22	-	-	-	09/01/09	6.88%	Pitney Bowes
-	7,804	2,388	36,188	-	36,188	12/15/12	11.00%	Xerox 4127 CPC Copier
-	185,258	312,472	12,169,405	-	12,169,405	02/04/30	5.09%	Funding for addition to the Engineering Sciences Building
-	10,759,119	24,219	-	-	-	02/04/30	5.09%	Funding for construction of the new Intermodal Building
-	98,898	166,810	6,496,552	-	6,496,552	02/04/30	5.09%	Funding for construction of the new Childcare Center
-	-	-	6,947,509	(171,297)	7,118,806	06/18/26	4.88%	Energy Efficiency Project, Phase 3
-	15,852	9,424	207,019	-	207,019	01/01/16	8.71%	Xerox 8002 Copier
-	5,047	3,001	65,911	-	65,911	01/01/16	8.71%	Xerox Creo Server
-	1,514	900	19,774	-	19,774	01/01/16	8.71%	Xerox Freeflow Scanner
-	17,914	10,174	233,943	-	233,943	01/01/16	8.52%	Xerox DT HLC 180 Publisher
-	1,947	1,099	25,435	-	25,435	01/01/16	8.21%	Xerox SOT DOCUSP Controller
-	2,242	1,266	29,285	-	29,285	01/01/16	8.40%	Xerox Squarefold Booklet Maker
-	465	263	6,068	-	6,068	01/01/16	8.10%	Xerox SOT Freeflow PC
-	1,663	938	21,673	-	21,673	01/01/16	8.13%	Xerox SOT PPS MAKEREADY
-	473	281	6,188	-	6,188	01/01/16	8.76%	Xerox PPS PROCESS MANAGER
-	193,663	206,254	9,381,380	-	9,381,380	03/27/12	4.27%	Building Renovation/Equipment
-	33,136	42,038	1,966,550	-	1,966,550	01/01/24	3.98%	Energy Efficiency Project, Phase 2
-	54,965	69,729	3,262,026	-	3,262,026	01/01/24	3.98%	Energy Efficiency Project, Phase 2
544,614,673	246,224,514	149,825,593	7,989,396,127	204,859,549	7,784,536,578			

ORGANIZATION	DEBT OBLIGATION	STATUTORY AUTHORITY	Original Debt Issuance	Principal Outstanding 06/30/10
--------------	--------------------	------------------------	---------------------------	--------------------------------------

Agencies Reporting No Debt:

ACCOUNTANCY, BOARD OF
 ACUPUNCTURE BOARD
 AERONAUTICS COMMISSION
 AGRICULTURE, DEPT. OF
 ALCOHOL BEVERAGE CONTROL COMMISSION
 ARCHITECTS, BOARD OF
 BANKING COMMISSION
 BLUEFIELD STATE COLLEGE
 CHIROPRACTIC EXAMINERS, BOARD OF
 CRIME VICTIMS COMPENSATION FUND
 CULTURE & HISTORY
 DEAF & HARD OF HEARING, COMMISSION FOR THE
 DENTAL EXAMINERS, BOARD OF
 DEVELOPMENTAL DISABILITIES COUNCIL
 DIETITIANS, BOARD OF LICENSED
 EDUCATION, DEPARTMENT OF
 Solid Waste Management Board
 EQUAL EMPLOYMENT OPPORTUNITY OFFICE
 ETHICS COMMISSION
 FIRE COMMISSION
 FORESTRY DIVISION
 FUNERAL SERVICE EXAMINERS
 HEARING AID DEALERS, BOARD OF
 HOMELAND SECURITY & EMERGENCY MANAGEMENT, DIVISION OF
 HUMAN RIGHTS COMMISSION
 INSURANCE COMMISSION
 LANDSCAPE ARCHITECTS, BOARD OF
 LIBRARY COMMISSION
 MINERS' HEALTH SAFETY & TRAINING
 MOTOR VEHICLES
 OCCUPATIONAL THERAPY, BOARD OF
 OSTEOPATHY, BOARD OF
 PAROLE BOARD, WV
 PROSECUTING ATTORNEYS INSTITUTE, WV
 POTOMAC STATE COLLEGE
 PUBLIC DEFENDER SERVICES
 PUBLIC SERVICE COMMISSION
 RACING COMMISSION
 RAIL AUTHORITY, WV
 REAL ESTATE COMMISSION
 PUBLIC EMPLOYEES GRIEVANCE BOARD
 REHABILITATION SERVICES DIVISION
 RISK AND INSURANCE MANAGEMENT, BOARD OF
 SECRETARY OF STATE
 SENIOR SERVICES, BUREAU OF
 SANITARIANS, BOARD OF REGISTRATION FOR
 SOUTHERN WV COMM COLLEGE
 SUPREME COURT
 TAX & REVENUE, DEPT. OF
 TOURISM, DIVISION OF
 TREASURER'S OFFICE
 TREASURY INVESTMENT, BOARD OF
 VETERINARY MEDICINE, BOARD OF
 SURVEYORS, BOARD OF PROFESSIONAL

Agencies not filing a report:

ADJUTANT GENERAL
 ARMORY BOARD
 ATHLETIC COMMISSION
 ATTORNEY GENERAL
 CHILDRENS HEALTH INSURANCE PROGRAM
 COAL MINE HEALTH AND SAFETY BOARD
 CONSOLIDATED PUBLIC RETIREMENT BOARD
 CORRECTIONS, DIVISION OF
 COUNSELING, EXAMINERS IN
 DEVELOPMENT OFFICE
 EDUCATIONAL BROADCASTING AUTHORITY
 ENVIRONMENTAL QUALITY BOARD
 GEOLOGIC & ECONOMIC SURVEY
 Rural Development Council
 JUVENILE SERVICE, DIVISION OF
 LABOR, DIVISION OF
 LEGISLATURE, WV
 LICENSED PRACTICAL NURSES, BOARD OF EXAMINERS FOR
 OIL & GAS CONSERVATION
 OPTOMETRY, BOARD OF
 PEIA
 PHARMACY, BOARD OF
 PHYSICAL THERAPY, BOARD OF
 PSYCHOLOGISTS, EXAMINERS OF

Debt Issued	Principal Paid	Interest Paid	Principal	Adjustments	Adjusted Principal	FINAL	INTEREST	PURPOSE
07/01/10	07/01/10	07/01/10	Outstanding	(Defeasance,	Outstanding	MATURITY	RATE	OF DEBT
through	through	through	12/31/10	Refunding, etc.)		DATE		
12/31/10	12/31/10	12/31/10						

ORGANIZATION	DEBT OBLIGATION	STATUTORY AUTHORITY	Original Debt Issuance	Principal Outstanding 06/30/10
RESPIRATORY CARE, BOARD OF SCHOOLS FOR THE DEAF & BLIND REGISTERED PROFESSIONAL NURSES, BOARD OF EXAMINERS FOR SOCIAL WORK EXAMINERS SPEECH, LANGUAGE EXAMINERS BOARD WV SCHOOL OF OSTEOPATHIC MEDICINE				

Debt Issued	Principal Paid	Interest Paid	Principal	Adjustments	Adjusted Principal	FINAL	INTEREST	PURPOSE
07/01/10	07/01/10	07/01/10	Outstanding	(Defeasance,	Outstanding	MATURITY	RATE	OF DEBT
through	through	through	12/31/10	Refunding, etc.)		DATE		
12/31/10	12/31/10	12/31/10						