

WEST VIRGINIA PUBLIC DEFENDER SERVICES

ANNUAL REPORT
FISCAL YEAR 2005-2006



JOHN A. ROGERS
EXECUTIVE DIRECTOR

Table of Contents

Introduction	1
Appointed Counsel System	3
The Public Defender Corporation System	4
The Criminal Law Research Center	7
The Appellate Advocacy Division	8
Accounting and Voucher Processing Division	8
Administration/Public Defender Operations Division	9
Employee Listing	10
Financial Data	11
Statistical Information	16
Appointed Counsel	17
Public Defender Corporations	19
Appendix A: Appointed Counsel Statistical Information	20
Summary Report	21
Average Cost by Case Type	26
Appointed Counsel Hours Paid	32
Appointed Counsel Fees Paid	38
Appointed Counsel Expenses Paid	45
Appointed Counsel Expenses Paid by Category	52
Direct Expense Claims Paid	59
Appointed Counsel Hours In Court/Out of Court Paid	65
Appointed Counsel Claims Paid	71
Average Costs by Primary Charge	77
Appendix B: Public Defender Corporations Statistical Information	81
Boards of Directors Chairpersons	82
Cash Disbursements for Corporations	84
Public Defender Hours Worked	85
Public Defender Hours In Court/Out of Court	92
Public Defender Cases Represented, Opened, and Closed	100
Appendix C: Appointed Counsel/Public Defender Comparisons	110
Appendix D: Appointed Counsel Index Payee Totals for FY2006	172

Introduction

Pursuant to the requirements of West Virginia Code §5-1-20, Public Defender Services, an agency of the Executive Branch, submits this report for fiscal year 2005-2006 to his Excellency, Governor Joe Manchin and to the West Virginia Legislature. This report describes the agency's activities during fiscal year 2005-2006.

Although local practices vary widely, for billing and statistical purposes, PDS defines a "case" as any matter, regardless of how it initially arose, which is resolved in one proceeding or a closely related series of proceedings. Because separate case numbers may be assigned when charges are first brought, one "case" for our purposes may be assigned several case numbers in magistrate or circuit court. Appointed (private) counsel data is shown as claims submitted. Absent supplemental and direct expense vouchers (providers of services other than attorneys appointed), this number corresponds closely to numbers of cases.

In the interest of accurate reporting, both private counsel and Public Defender data are shown in a variety of ways. Although the two systems cannot be compared precisely it is absolutely clear by any measure that Public Defender operations have been more cost effective since 1990.

MISSION

Public Defender Services, originally Public Legal Services Council, was established July 1, 1981, by WV Code §29-21-1, et seq., and given the responsibility for administering the provision of legal representation to indigent persons as required by the Sixth Amendment to the United States Constitution and by Article III, Section 14 of the West Virginia Constitution. The Executive Director, appointed by the Governor, by and with the advice and consent of the West Virginia Senate, is responsible for the administration of the appointed

counsel system; the Public Defender Corporation system; the Public Defender Services appellate division; and the Criminal Law Research Center within Public Defender Services.

CUSTOMER SERVICE

WVPDS' responsibility is to see that clients are properly represented. In that sense, the paramount goal is to serve each client. Secondly, however, PDS attempts to see that lawyers and other service providers in the private sector are paid reasonably and timely, as well as funding full-time Public Defender offices adequately.

For private providers, PDS routinely makes efforts to correct billings so as to avoid returning them. Within the constraints of a limited staff, the goal is to process vouchers within five business days. When fully funded, the agency routinely meets this goal. In FY 2006, PDS paid \$16.8 million dollars on 26,358 claims. However, payments continue to be delayed due to past year's backlogs.

GOALS/OBJECTIVES/TRAINING

As referenced above, the agency's paramount goal is to see that indigent persons are properly represented. In that sense, every objective and every performance measure is designed to further that overriding goal.

The primary objectives to further the paramount goal all relate to funding. Except for the appellate section (one attorney; see Appellate Advocacy section below), PDS does not represent clients but rather funds (see Voucher Processing and Public Defender sections, below) and assists representation (see Criminal Law Research Center section below).

WVPDS makes every effort to see that private attorneys are paid in a timely and reasonable manner within the limits of available funding allotments and through funding contracts tries to maintain effective full-time Public Defender offices. Further details on each PDS functional division follow below, with statistical information.

Appointed Counsel System

The appointed counsel system is comprised of private attorneys and operates in all 55 counties of West Virginia. Approximately 800 private counsel and service providers are reimbursed annually by Public Defender Services for fees and expenses incurred in the representation of indigents in criminal matters.

In December, 1987, Millard Jewell, a Mingo County attorney whose case load was composed of 30 percent appointed cases, filed suit in the West Virginia Supreme Court. The Court appointed a Special Master and evidentiary hearings were held at three locations in the state. In July, 1989, the Court found certain aspects of the indigent defense system unconstitutional. The Court required the Legislature to increase appointed counsel rates from \$20/\$25 per hour to \$45/\$65 per hour, and to raise the fee cap to \$3,000. During the 1990 Regular Session of the Legislature, these mandates were enacted into WV Code §29-21-13a and became effective July 1, 1990. This action more than doubled the costs of the appointed counsel system.

Using appropriated, re-appropriated, and supplemental funds for fiscal year 2005-2006, Public Defender Services processed **\$16,779,798** in payments for **26,358** claims by appointed counsel and other providers. Because all funds were exhausted, these figures represent only 9 months of invoice processing. Unpaid claims were estimated to total \$7 million dollars. The average hourly appointed counsel cost was **\$54.05** and the average appointed counsel cost per claim was **\$636.61**. Appointed counsel statistical information is found in **Appendix A**.

The Public Defender Corporation System

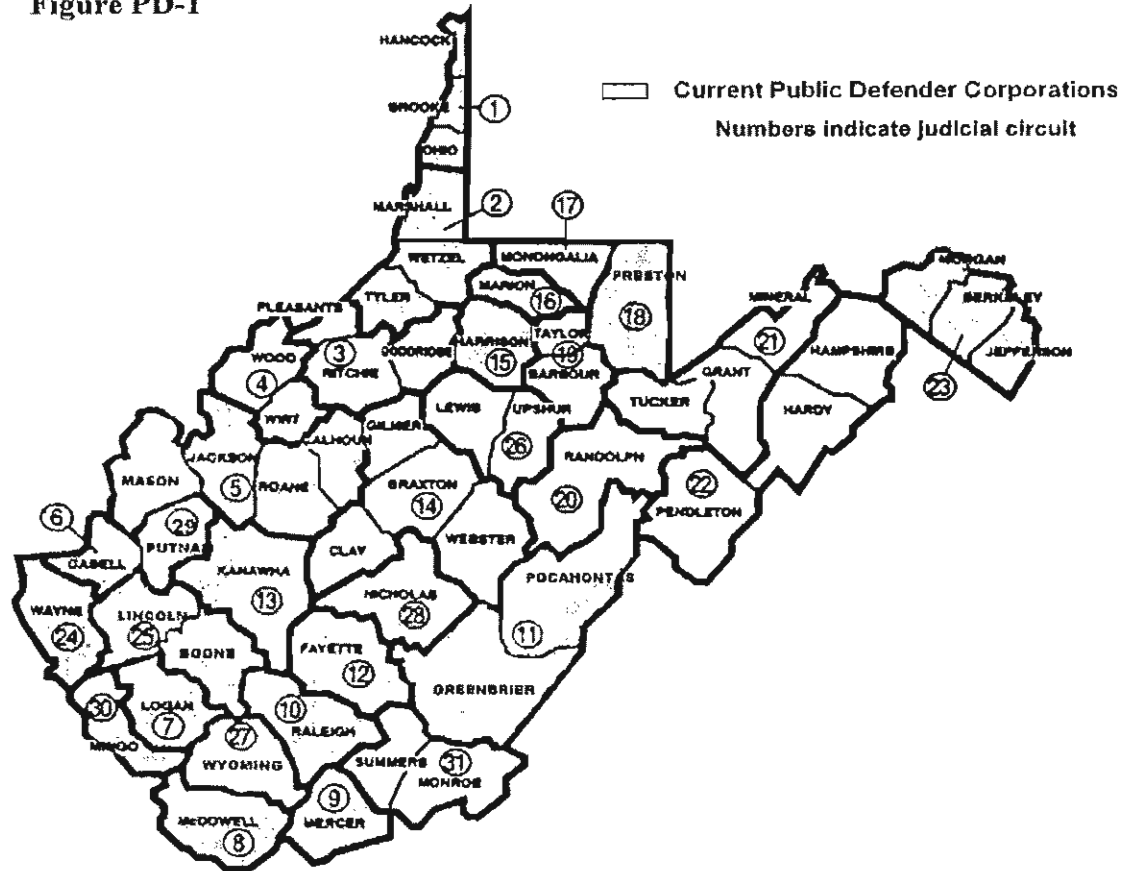
The Public Defender Corporation system is an efficient, cost-effective alternative to the appointed counsel system. As specialists in criminal law, Defenders do not need to research issues as often as private counsel who only occasionally do criminal work. In addition, Public Defenders do not charge an hourly rate so they are not paid extra for travel time or for time awaiting hearings. Each office operates as a non-profit corporation with its own board of directors. Each Corporation receives all its funding from Public Defender Services.

Prior to fiscal year 1990-1991, Public Defender Corporation offices operated in the 2nd, 10th, 23rd/31st (combined), and 28th Judicial Circuits. During fiscal year 1989-1990, the 1st, 8th, 12th, 13th, and 30th Circuits opened Public Defender offices. In fiscal year 1990-1991, the 7th and 9th Circuit offices opened. In fiscal year 1993-1994, the 15th Circuit office opened. In fiscal year 1994-1995, the 6th and 24th Circuit offices opened. In fiscal year 1995-1996, the 5th Circuit offices opened. In fiscal year 1999-2000, the 11th and 25th Circuit offices opened, and, in FY 2000-2001, the 18th Circuit office opened.

The 1st Circuit offices are located in Wheeling and Weirton; the 2nd Circuit, in Moundsville; the 5th Circuit, in Ripley and Spencer; the 6th Circuit, in Huntington; the 7th Circuit, in Logan; the 8th Circuit, in Welch; the 9th Circuit, in Princeton; the 10th Circuit, in Beckley; the 11th Circuit, in Lewisburg and Marlinton; the 12th Circuit, in Fayetteville; the 13th Circuit, in Charleston; the 15th Circuit, in Clarksburg; the 18th Circuit, in Kingwood; the 23rd Circuit, in Martinsburg and Charles Town; the 24th Circuit, in Wayne; the 25th Circuit, in Madison and Hamlin; the 28th Circuit, in Summersville; and the 30th Circuit, in Williamson. When fully staffed, the system employs 116 attorneys and 74 staff employees. **Figure PD-1** shows the circuits and counties that currently have Public Defender Corporations.

During fiscal year 2005-2006, the Corporations provided representation in **42,789** judicial proceedings; pursuant to contracts, Public Defender Services issued disbursements totaling **\$12,744,662** for Public Defender Corporations. The average hourly cost was **\$57.03** and the average cost per case represented was **\$297.85**. Full Public Defender statistical, grant, and board composition information can be found in **Appendix B**.

Figure PD-1



Note: Public Defender Corporations are established in each Judicial Circuit per WV Code §29-21-1, et seq. After the 5th Circuit Corporation offices were opened, Mason County was added to that Circuit. Currently PDS is enjoined from opening an office in Mason County.

The Criminal Law Research Center (3 employees)

By statute the Research Center is charged with producing legal materials useful to West Virginia criminal law practitioners. Publications include:

1. The Criminal Law Digest, summarizing WV Supreme Court Opinions (10th Edition);
2. Jury Instructions Manual (6th Edition);
3. Criminal Defense Motion Manual (2nd Edition);
4. Litigation Manual for Trial Lawyers (2006);
5. Quarterly newsletter, including U.S. and WV cases and commentary along with other related matters;
6. Regular e-mail alerts of recent cases.

These publications save time for practitioners as well as money for the State by eliminating unnecessary research billing by private attorneys; they are available for minimal cost in CD-Rom and printed versions and are free on the WVPDS website www.wvpds.org.

In Fiscal Year 2006, the Criminal Law Research Center also presented eight continuing legal education seminars at Wheeling, Morgantown, Logan, and Martinsburg. The CLRC also sponsored the Annual Public Defender Conference, held in June 2006 at Snowshoe Resort in Pocahontas County. All of these sessions were open to full-time public defenders and court-appointed attorneys and provided continuing legal education to approximately 430 attorneys. These seminars were provided at no cost or low cost to attendees.

The CLRC also sponsored a New Attorney Training in February, 2006 designed to assist new attorneys in full-time public defender positions and a number of in-house CLE programs for full-time public defenders and appellate attorneys. The CLRC maintains a video and DVD library of each of these sessions and of sessions from past fiscal years available to practitioners at minimal cost.

The Appellate Advocacy Division (2 employees)

Public Defender Services is required by statute to have an appellate division. Because of limited funding, only one full time attorney position was authorized, with one paralegal to assist. The division accepts appeals in both private appointed counsel and full-time Public Defender cases. Most appeals are accepted because of conflicts with local counsel or unique circumstances which require appointment of counsel outside the local Circuit or county.

In FY 2006, the Division represented clients in 17 direct appeals, 3 habeas corpus petitions and 2 abuse and neglect petitions before the WV Supreme Court. The Division also petitioned for a writ of certiorari to the United States Supreme Court in two cases and co-counsel in 4 petitions for writ of habeas corpus in various Circuit Courts. Counting all proceedings, the Division served 29 clients.

Accounting and Voucher Processing Division (5 employees)

This division prepares all financial reports for the agency, including budget documents, payroll and benefits, central office expenditures, Public Defender expenditures and private appointed counsel expenditures. The division is also responsible for preparing budget requests and monitoring expenditure schedules, as well as reporting for the Comprehensive Annual Financial Report.

Most importantly, the division processes approximately 25,000 claims per year from private counsel and other service providers, checking for legal compliance as well as for routine errors. The agency reduces claimed amounts of payment when appropriate, resulting in a savings of \$510,777 in FY 2006. Extensive statistical reporting is maintained, and 1099 reports are produced for payees at the end of the calendar year.

Administration/Public Defender Operations Division (2 employees)

This division maintains all routine office processes, including payment of central office bills, purchasing equipment and supplies, maintaining payroll, personnel and leave records, records management, fixed asset inventories; and responds to various administrative report requirements of the Secretary of Administration and the Legislature. Most importantly, the division budgets, coordinates and oversees operations of eighteen Public Defender Corporations throughout the state.

Extensive data collection for both financial information and case information is maintained. Reporting is done on both a monthly and annual basis, with ongoing analysis of needs. Suggested policies are developed as needed, including suggested office procedures, accounting policies and data entry protocols for case management. This division is also responsible for answering inquiries from legislative and executive branch officials, judges, prosecuting attorneys, various news media and the general public, as well as Public Defenders and private appointed counsel. Through careful budgeting and cost-saving efforts, WVPDS was able to return \$3,172.33 to the general fund in FY 2006.

WEST VIRGINIA PUBLIC DEFENDER SERVICES

EMPLOYEE LISTING

JOHN A. ROGERS, ESQ. EXECUTIVE DIRECTOR

CRIMINAL LAW RESEARCH CENTER:

RUSSELL S. COOK, ESQ. DIRECTOR
ERIN V. AKERS ADMINISTRATIVE ASSISTANT
PAMELA R. CLARK SECRETARY

APPELLATE ADVOCACY DIVISION:

JACK L. HICKOK, ESQ. DIRECTOR
THOMAS D. BOOTH PARALEGAL

ACCOUNTING AND VOUCHER PROCESSING DIVISION:

MARJORIE "KITTY" WILSON DIRECTOR
SHEILA J. COUGHLIN ADMINISTRATIVE ASSISTANT
TERESA G. SIDERS SUPERVISOR
ROSA F. MCFARLAND CLAIMS PROCESSOR
HEATHER E. ATKINS SECRETARY/CLAIMS PROCESSOR

ADMINISTRATION AND PUBLIC DEFENDER OPERATIONS:

KELLIE J. CARPER DIRECTOR
RALPH E. MCKINNEY, JR. ACCOUNTANT

**PUBLIC DEFENDER SERVICES
FINANCIAL DATA**

**SUMMARY OF APPROPRIATIONS, EXPENDITURES, AND FUND BALANCES BY ACTIVITY FOR THE FUND 0226-2006-0221
FOR THE PERIOD JULY 1, 2005 TO JUNE 30, 2006**

	001	004	010	099	352	568	788	913	TOTAL
TOTAL APPROPRIATIONS									
2006 APPROPRIATIONS	\$521,408.00	\$5,990.00	\$189,695.00	\$308,712.00	\$13,727,936.00	\$2,100,000.00	\$11,185,417.00	\$30,190.00	\$28,069,348.00
ALTERATIONS	(\$19,500.00)	\$0.00	(\$13,409.00)	\$40,709.00	\$1,500,000.00	\$1,300,000.00	\$2,200,000.00	\$0.00	\$5,007,800.00
REAPPROPRIATIONS	\$0.00	\$0.00	\$0.00	\$0.00	\$0.00	\$0.00	\$10.27	\$0.00	\$10.27
TOTAL FUND APPROPRIATIONS	\$501,908.00	\$5,990.00	\$176,286.00	\$349,421.00	\$15,227,936.00	\$3,400,000.00	\$13,385,427.27	\$30,190.00	\$33,077,158.27
TOTAL EXPENDITURES									
PERSONAL SERVICES:									
Personal Services	\$496,877.54	\$0.00	\$0.00	\$0.00	\$0.00	\$0.00	\$0.00	\$0.00	\$496,877.54
Annual Increment	\$0.00	\$5,990.00	\$0.00	\$0.00	\$0.00	\$0.00	\$0.00	\$0.00	\$5,990.00
Total Personal Services	\$496,877.54	\$5,990.00	\$0.00	\$0.00	\$0.00	\$0.00	\$0.00	\$0.00	\$502,867.54
EMPLOYEE BENEFITS:									
PERS/PEIA Adm Fees	\$0.00	\$0.00	\$3,300.00	\$0.00	\$0.00	\$0.00	\$0.00	\$0.00	\$3,300.00
FICA	\$0.00	\$0.00	\$37,273.79	\$0.00	\$0.00	\$0.00	\$0.00	\$0.00	\$37,273.79
Public Emp Insurance	\$0.00	\$0.00	\$79,309.13	\$0.00	\$0.00	\$0.00	\$0.00	\$0.00	\$79,309.13
Workers Comp	\$0.00	\$0.00	\$3,306.14	\$0.00	\$0.00	\$0.00	\$0.00	\$0.00	\$3,306.14
Unemployment Comp	\$0.00	\$0.00	\$0.00	\$0.00	\$0.00	\$0.00	\$0.00	\$0.00	\$0.00
Pension & Retirement	\$0.00	\$0.00	\$52,498.62	\$0.00	\$0.00	\$0.00	\$0.00	\$0.00	\$52,498.62
Public Employees Insurance Transfer	\$5,018.00	\$0.00	\$0.00	\$0.00	\$0.00	\$0.00	\$0.00	\$0.00	\$5,018.00
Total Benefits	\$5,018.00	\$0.00	\$175,687.68	\$0.00	\$0.00	\$0.00	\$0.00	\$0.00	\$180,705.68
CURRENT EXPENSES:									
020 Office Expense	\$0.00	\$0.00	\$0.00	\$12,819.70	\$0.00	\$0.00	\$0.00	\$0.00	\$12,819.70
021 Printing & Binding	\$0.00	\$0.00	\$0.00	\$4,096.55	\$0.00	\$0.00	\$0.00	\$0.00	\$4,096.55
022 Rental Expense	\$0.00	\$0.00	\$0.00	\$38,070.00	\$0.00	\$0.00	\$0.00	\$0.00	\$38,070.00
023 Utilities	\$0.00	\$0.00	\$0.00	\$709.55	\$0.00	\$0.00	\$0.00	\$0.00	\$709.55
024 Telecommunications	\$0.00	\$0.00	\$0.00	\$3,111.87	\$0.00	\$0.00	\$0.00	\$0.00	\$3,111.87
025 Contractual & Professional	\$0.00	\$0.00	\$0.00	\$0.00	\$12,744,478.00	\$69,689.11	\$456,156.31	\$0.00	\$13,270,323.42
026 Travel	\$0.00	\$0.00	\$0.00	\$5,318.12	\$0.00	\$0.00	\$0.00	\$0.00	\$5,318.12
027 Computer Services	\$0.00	\$0.00	\$0.00	\$253,218.92	\$183.88	\$668.00	\$4,875.00	\$0.00	\$258,945.80
030 Rental (machine & misc)	\$0.00	\$0.00	\$0.00	\$25.00	\$0.00	\$0.00	\$0.00	\$0.00	\$25.00

	001	004	010	099	352	568	788	913	TOTAL
035 Advertising & Promotional	\$0.00	\$0.00	\$0.00	\$0.00	\$0.00	\$0.00	\$0.00	\$0.00	\$0.00
038 Maintenance Contracts	\$0.00	\$0.00	\$0.00	\$4,445.28	\$0.00	\$0.00	\$0.00	\$0.00	\$4,445.28
042 Hospitality	\$0.00	\$0.00	\$0.00	\$595.55	\$0.00	\$0.00	\$0.00	\$0.00	\$595.55
051 Miscellaneous	\$0.00	\$0.00	\$0.00	\$97.55	\$0.00	\$0.00	\$0.00	\$0.00	\$97.55
052 Training & Development	\$0.00	\$0.00	\$0.00	\$0.00	\$0.00	\$0.00	\$0.00	\$0.00	\$0.00
053 Postal & Freight	\$0.00	\$0.00	\$0.00	\$11,459.28	\$0.00	\$0.00	\$0.00	\$0.00	\$11,459.28
054 Computer Supplies & Equipment	\$0.00	\$0.00	\$0.00	\$7,636.51	\$0.00	\$0.00	\$0.00	\$0.00	\$7,636.51
056 Attorney Legal Service Payments	\$0.00	\$0.00	\$0.00	\$0.00	\$0.00	\$3,114,764.60	\$11,470,179.02	\$0.00	\$14,584,943.62
057 Attorney Reimbursable Expenses	\$0.00	\$0.00	\$0.00	\$0.00	\$0.00	\$170,454.58	\$544,429.07	\$0.00	\$714,883.65
058 Miscellaneous Equipment Purchases	\$0.00	\$0.00	\$0.00	\$0.00	\$0.00	\$0.00	\$0.00	\$0.00	\$0.00
Total Current Expenses	\$0.00	\$0.00	\$0.00	\$342,631.38	\$12,744,661.88	\$3,355,576.29	\$12,475,639.40	\$30,190.00	\$28,948,698.95
REPAIRS & ALTERATIONS									
064 Building Repairs	\$0.00	\$0.00	\$0.00	\$0.00	\$0.00	\$0.00	\$0.00	\$0.00	\$0.00
068 Other Repairs & Alterations	\$0.00	\$0.00	\$0.00	\$0.00	\$0.00	\$0.00	\$0.00	\$0.00	\$0.00
Total Repairs & Alterations	\$0.00	\$0.00	\$0.00	\$0.00	\$0.00	\$0.00	\$0.00	\$0.00	\$0.00
EQUIPMENT									
070 Office & Comm Equipment	\$0.00	\$0.00	\$0.00	\$0.00	\$0.00	\$0.00	\$0.00	\$0.00	\$0.00
077 Books & Periodicals	\$0.00	\$0.00	\$0.00	\$3,689.05	\$0.00	\$0.00	\$0.00	\$0.00	\$3,689.05
170 Computer Equipment	\$0.00	\$0.00	\$0.00	\$0.00	\$0.00	\$0.00	\$0.00	\$0.00	\$0.00
Total Equipment	\$0.00	\$0.00	\$0.00	\$3,689.05	\$0.00	\$0.00	\$0.00	\$0.00	\$3,689.05
OTHER DISBURSEMENTS									
156 Medical Service Payments	\$0.00	\$0.00	\$0.00	\$0.00	\$0.00	\$44,008.70	\$310,703.32	\$0.00	\$354,712.02
Total Other Disbursements	\$0.00	\$0.00	\$0.00	\$0.00	\$0.00	\$44,008.70	\$310,703.32	\$0.00	\$354,712.02
TOTAL FUND EXPENDITURES	\$501,895.54	\$5,990.00	\$175,687.68	\$346,320.43	\$12,744,661.88	\$3,399,584.99	\$12,786,342.72	\$30,190.00	\$29,990,673.24
FUND BALANCE	\$12.46	\$0.00	\$598.32	\$3,100.57	\$2,483,274.12	\$415.01	\$599,084.55	\$0.00	\$3,086,485.03

Amounts shown in Total Expenditures in column 352 includes \$42,268.88 in expenditures made in FY2007 for services received FY2006 and Annual Audits for FY2006.

Amounts show in Alterations Row includes Supplemental Appropriations for activities 352, 568, and 788.

*West Virginia Public Defender Services
Statement of Revenues, Expenditures
and Changes in Fund Balance
For the Period July 1, 2005 to June 30, 2006*

2420-2006-0221

REVENUES

Sales of Publications	\$4,995.00
CLE Logan 07/07/2005	\$170.00
CLE Wheeling 3/30/2006	\$1,300.00
CLE Martinsburg 5/22/2006	\$400.00
CLE Charleston 4/28/2006	\$425.00
CLE Annual Conf. 6/23/2006	\$4,335.00
Video Tape Sales	<u>\$0.00</u>

TOTAL REVENUES **\$11,625.00**

TOTAL EXPENDITURES

020 Office Expense	\$0.00
021 Printing	\$4,171.11
022 Rent (Seminar Room Rentals)	\$540.00
024 Telecommunications (old AT&T bills)	\$4.36
026 Travel	\$3,356.99
027 Data Processing (Auditor's fee)	\$49.00
030 Equipment Rental (Seminars)	\$30.00
031 MCLE Dues	\$200.00
042 Hospitality (Seminars)	\$1,189.68
051 Miscellaneous (Copyright)	<u>\$30.00</u>

\$9,571.14

Revenues Over (under) Expenditures **\$2,053.86**

Fund Balance Beginning of Period \$27,096.75

Fund Balance, June 30, 2006 \$29,150.61

2421-2006-0221

Fund Balance Beginning of Period **\$23.40**

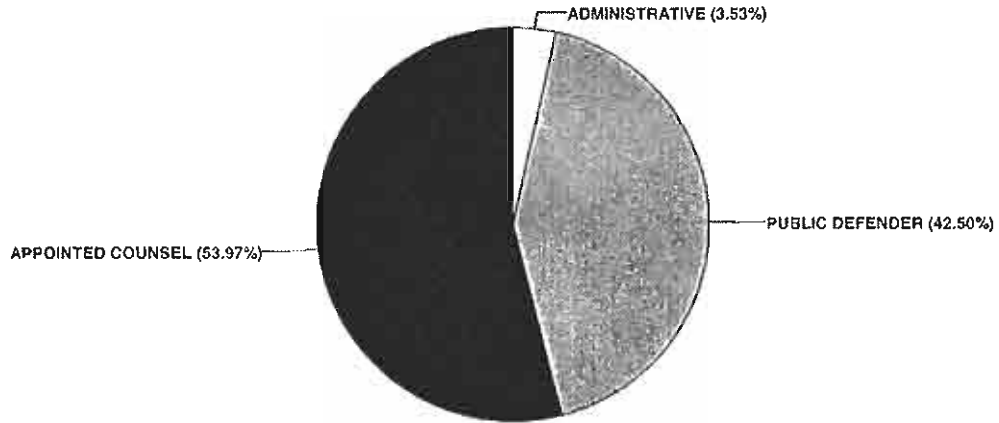
Add: Consumer Sales Collections \$260.10

Less: Remittance of Taxes \$251.70

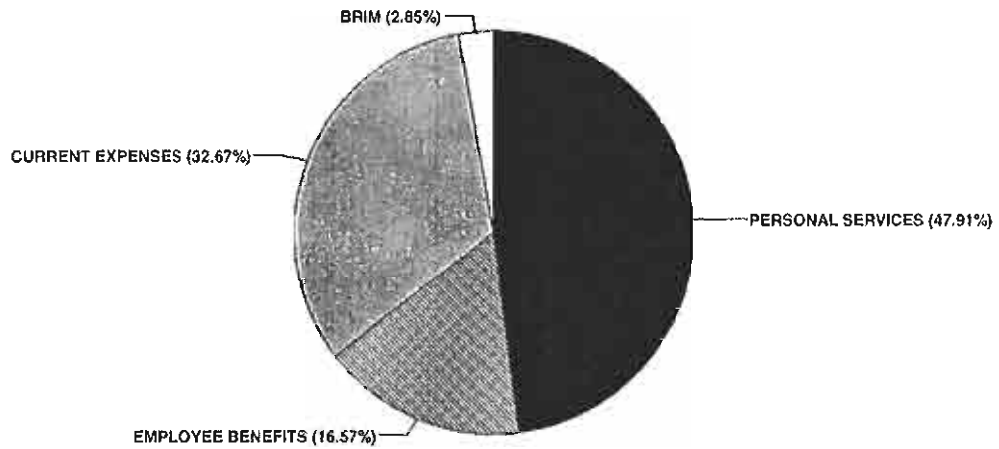
Fund Balance, June 30, 2006 \$31.80

WV PUBLIC DEFENDER SERVICES TOTAL FUND EXPENDITURES FY 2005/2006

TOTAL EXPENDITURES BY PROGRAM



TOTAL ADMINISTRATIVE EXPENSES



**APPOINTED COUNSEL AND PUBLIC DEFENDER
STATISTICAL INFORMATION**

**WV PUBLIC DEFENDER SERVICES
STATISTICAL REPORT
APPOINTED COUNSEL FY 2005/2006**

Total Number of Claims Paid	26,358
Total Number of Direct Expense Claims Paid	1,313
Total Number of Hours Paid	310,458
Total Amount Paid in Claims	\$16,779,798.27
Total Fees Paid to Counsel	\$15,030,072.45
Total Expenses Paid	\$1,749,725.82
Average Total Cost Per Claim	\$636.61
Average Counsel Fee Per Claim	\$570.23
Average Expenses Per Claim	\$66.38
Percent of Total Claims Attributable to Fees	89.57%
Percent of Total Claims Attributable to Expenses	10.43%
Average Total Cost Per Hour	\$54.05
Total Hours In-Court	52,972
Total Hours Out-of-Court	257,486
Percent of Total Hours In-Court	17.06%
Percent of Total Hours Out-of-Court	82.94%

NOTE: Figures represent payments made for 9 months. Claims received from July 1, 2005 to March 3, 2006 for activity 788 and March 31, 2006 for activity 568.

**WV PUBLIC DEFENDER SERVICES
 STATISTICAL REPORT
 APPOINTED COUNSEL FY 2005/2006
 WITHOUT DIRECT EXPENSES AND SUPPLEMENTAL VOUCHERS**

Total Number of Claims Paid	24,630
Total Number of Supplemental Claims Paid	415
Total Number of Direct Expense Claims Paid	1,313
Total Number of Hours Paid	310,458
Total Amount Paid in Claims	\$16,779,798.27
Total Fees Paid to Counsel	\$15,030,072.45
Total Expenses Paid	\$1,749,725.82
Average Total Cost Per Claim	\$681.27
Average Counsel Fee Per Claim	\$610.23
Average Expenses Per Claim	\$71.04
Percent of Total Claims Attributable to Fees	89.57%
Percent of Total Claims Attributable to Expenses	10.43%
Average Total Cost Per Hour	\$54.05
Total Hours In-Court	52,972
Total Hours Out-of-Court	257,486
Percent of Total Hours In-Court	17.06%
Percent of Total Hours Out-of-Court	82.94%

NOTE: Figures represent payments made for 9 months. Claims received from July 1, 2005 to March 3, 2006 for activity 788 and March 31, 2006 for activity 568.

**WV PUBLIC DEFENDER SERVICES
STATISTICAL REPORT
PUBLIC DEFENDER CORPORATIONS FY 2005/2006**

Total Number of Cases Pending July 1, 2005	11,848
Total Number of Cases Opened	30,941
Total Number of Cases Closed	27,694
Total Number of Cases Represented during FY 2006	42,789
Total Number of Charges Associated with Cases Pending July 1, 2005	23,717
Total Number of Charges Associated with Cases Opened	58,382
Total Number of Charges Associated with Cases Closed	51,418
Total Number of Charges Associated with Cases Represented	82,099
Total Amount Disbursed for Corporations	\$12,744,662
Average Total Cost Per Cases Represented	\$297.85
Average Total Cost Per Opened Cases	\$411.90
Average Total Cost Per Closed Cases	\$460.20
Total Number of Hours During FY 2006	223,474
Average Total Cost Per Hour	\$57.03
Total Hours In-Court	49,042
Total Hours Out-of-Court	118,024
Total Hours Administrative	56,408
Percent of Total Hours In-Court	21.95%
Percent of Total Hours Out-of-Court	52.81%
Percent of Total Hours Administrative	25.24%

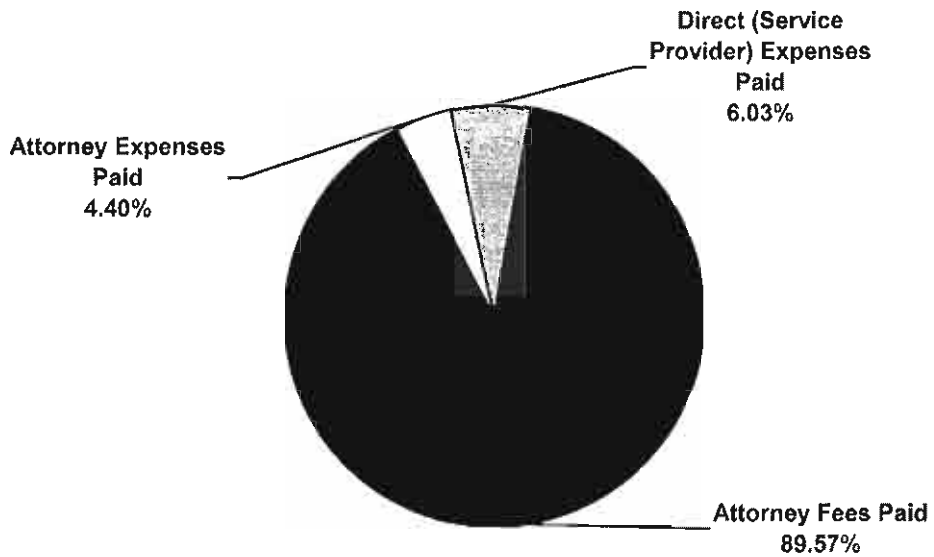
**APPENDIX A:
APPOINTED COUNSEL
STATISTICAL INFORMATION**

SUMMARY OF DOLLARS SPENT FOR FY 2006

Attorney Fees Paid	\$15,030,072.45
Attorney Expenses Paid	\$737,908.35
Direct (Service Provider) Expenses Paid	\$1,011,817.47
Total Dollars Paid	\$16,779,798.27

APPOINTED COUNSEL DOLLARS SPENT

FY 2006



**WEST VIRGINIA PUBLIC DEFENDER SERVICES
SUMMARY REPORT FOR ATTORNEY HOURS/FEE/EXPENSES
FISCAL YEAR 2006**

CIRCUIT	ATTORNEY TOTAL HOURS	ATTORNEY FEE AMOUNT IN \$	ATTORNEY EXPENSE AMOUNT IN \$	DIRECT EXPENSE AMOUNT IN \$	EXPENSE AMOUNT IN \$	GRAND TOTAL AMOUNT IN \$
01 CIRCUIT	18,390.0	873,612.00	43,709.12	50,904.63	94,613.75	968,225.75
02 CIRCUIT	2,871.7	140,348.50	4,453.06	4,382.79	8,835.85	149,184.35
03 CIRCUIT	8,212.3	389,039.50	30,517.95	27,002.51	57,520.46	446,559.96
04 CIRCUIT	33,832.3	1,606,635.50	78,082.04	245,148.41	323,230.45	1,929,865.95
05 CIRCUIT	15,882.9	777,256.50	40,448.85	29,881.93	70,330.78	847,587.28
06 CIRCUIT	13,597.3	669,822.50	30,953.87	72,280.36	103,234.23	773,056.73
07 CIRCUIT	9,777.6	472,607.50	14,659.59	8,760.79	23,420.38	496,027.88
08 CIRCUIT	6,267.8	299,974.50	6,855.57	6,368.51	13,224.08	313,198.58
09 CIRCUIT	10,236.4	504,166.90	52,873.15	46,380.34	99,253.49	603,420.39
10 CIRCUIT	8,962.2	437,639.00	13,125.27	49,468.64	62,593.91	500,232.91
11 CIRCUIT	4,145.0	197,619.00	11,583.70	1,731.55	13,315.25	210,934.25
12 CIRCUIT	2,542.3	121,979.50	6,010.29	220.00	6,230.29	128,209.79
13 CIRCUIT	21,108.2	1,039,076.50	23,565.86	64,972.82	88,538.68	1,127,615.18
14 CIRCUIT	10,146.1	492,312.50	44,133.15	37,123.00	81,256.15	573,568.65
15 CIRCUIT	6,669.0	318,974.45	12,178.95	19,738.56	31,917.51	350,891.96
16 CIRCUIT	14,006.0	659,859.00	17,015.39	54,378.09	71,393.48	731,252.48
17 CIRCUIT	15,344.0	731,572.50	28,848.07	37,173.05	66,021.12	797,593.62
18 CIRCUIT	5,540.4	264,776.00	22,298.30	15,655.48	37,953.78	302,729.78
19 CIRCUIT	6,302.7	296,709.50	3,850.93	1,530.94	5,381.87	302,091.37
20 CIRCUIT	6,288.6	308,425.00	10,890.48	4,146.75	15,037.23	323,462.23
21 CIRCUIT	9,276.3	444,545.50	15,257.78	15,496.60	30,754.38	475,299.88
22 CIRCUIT	7,252.5	354,380.50	16,656.41	9,905.48	26,561.89	380,942.39
23 CIRCUIT	19,143.3	951,478.50	65,966.71	81,559.74	147,526.45	1,099,004.95
24 CIRCUIT	5,548.1	279,052.50	26,296.11	1,065.82	27,361.93	306,414.43
25 CIRCUIT	9,100.7	451,259.50	13,319.50	26,156.81	39,476.31	490,735.81
26 CIRCUIT	8,033.4	391,623.00	21,438.22	10,509.05	31,947.27	423,570.27
27 CIRCUIT	9,371.8	448,093.00	29,837.31	64,739.13	94,576.44	542,669.44
28 CIRCUIT	2,228.9	110,268.50	4,276.01	2,787.24	7,063.25	117,331.75
29 CIRCUIT	8,637.5	417,254.50	16,961.21	6,685.74	23,646.95	440,901.45
30 CIRCUIT	7,584.2	376,240.10	10,957.36	1,707.51	12,664.87	388,904.97
31 CIRCUIT	4,158.8	203,470.50	20,888.14	13,955.20	34,843.34	238,313.84
STATE	310,458.2	15,030,072.45	737,908.35	1,011,817.47	1,749,725.82	16,779,798.27

**WEST VIRGINIA PUBLIC DEFENDER SERVICES
SUMMARY REPORT FOR ATTORNEY HOURS/FEE/EXPENSES
FISCAL YEAR 2006**

CIRCUIT COUNTY	TOTAL HOURS	FEE AMOUNT IN \$	EXPENSE AMOUNT IN \$	DIRECT EXPENSE AMOUNT IN \$	EXPENSE AMOUNT IN \$	GRAND TOTAL AMOUNT IN \$
01 CIRCUIT						
BROOKE	2,395.6	113,778.00	6,359.10	7,525.00	13,884.10	127,662.10
HANCOCK	4,125.6	197,430.00	12,334.66	10,000.00	22,334.66	219,764.66
OHIO	11,868.8	562,404.00	25,015.36	33,379.63	58,394.99	620,798.99
TOTAL	18,390.0	873,612.00	43,709.12	50,904.63	94,613.75	968,225.75
02 CIRCUIT						
MARSHALL	1,395.5	67,673.50	844.11	0.00	844.11	68,517.61
TYLER	291.1	14,537.50	648.07	0.00	648.07	15,185.57
WETZEL	1,185.1	58,137.50	2,960.88	4,382.79	7,343.67	65,481.17
TOTAL	2,871.7	140,348.50	4,453.06	4,382.79	8,835.85	149,184.35
03 CIRCUIT						
DODDRIDGE	3,358.3	158,375.50	15,126.42	10,912.80	26,039.22	184,414.72
PLEASANTS	1,247.3	58,936.50	5,436.72	3,609.03	9,045.75	67,982.25
RITCHIE	3,606.7	171,727.50	9,954.81	12,480.68	22,435.49	194,162.99
TOTAL	8,212.3	389,039.50	30,517.95	27,002.51	57,520.46	446,559.96
04 CIRCUIT						
WIRT	1,114.8	52,622.00	3,793.11	5,554.80	9,347.91	61,969.91
WOOD	32,717.5	1,554,013.50	74,288.93	239,593.61	313,882.54	1,867,896.04
TOTAL	33,832.3	1,606,635.50	78,082.04	245,148.41	323,230.45	1,929,865.95
05 CIRCUIT						
CALHOUN	1,652.9	80,818.50	3,249.02	4,852.61	8,101.63	88,920.13
JACKSON	4,520.0	222,550.00	14,798.98	280.44	15,079.42	237,629.42
MASON	6,654.0	320,988.00	16,164.49	9,628.81	25,793.30	346,781.30
ROANE	3,056.0	152,900.00	6,236.36	15,120.07	21,356.43	174,256.43
TOTAL	15,882.9	777,256.50	40,448.85	29,881.93	70,330.78	847,587.28
06 CIRCUIT						
CABELL	13,597.3	669,822.50	30,953.87	72,280.36	103,234.23	773,056.73
TOTAL	13,597.3	669,822.50	30,953.87	72,280.36	103,234.23	773,056.73
07 CIRCUIT						
LOGAN	9,777.6	472,607.50	14,659.59	8,760.79	23,420.38	496,027.88
TOTAL	9,777.6	472,607.50	14,659.59	8,760.79	23,420.38	496,027.88
08 CIRCUIT						
MCDOWELL	6,267.8	299,974.50	6,855.57	6,368.51	13,224.08	313,198.58
TOTAL	6,267.8	299,974.50	6,855.57	6,368.51	13,224.08	313,198.58
09 CIRCUIT						
MERCER	10,236.4	504,166.90	52,873.15	46,380.34	99,253.49	603,420.39
TOTAL	10,236.4	504,166.90	52,873.15	46,380.34	99,253.49	603,420.39
10 CIRCUIT						
RALEIGH	8,962.2	437,639.00	13,125.27	49,468.64	62,593.91	500,232.91
TOTAL	8,962.2	437,639.00	13,125.27	49,468.64	62,593.91	500,232.91
11 CIRCUIT						
GREENBRIER	2,627.2	125,508.00	10,084.01	1,327.38	11,411.39	136,919.39
POCAHONTAS	1,517.8	72,111.00	1,499.69	404.17	1,903.86	74,014.86
TOTAL	4,145.0	197,619.00	11,583.70	1,731.55	13,315.25	210,934.25

**WEST VIRGINIA PUBLIC DEFENDER SERVICES
SUMMARY REPORT FOR ATTORNEY HOURS/FEE/EXPENSES
FISCAL YEAR 2006**

CIRCUIT COUNTY	TOTAL HOURS	FEE AMOUNT IN \$	EXPENSE AMOUNT IN \$	DIRECT EXPENSE AMOUNT IN \$	EXPENSE AMOUNT IN \$	GRAND TOTAL AMOUNT IN \$
12 CIRCUIT						
FAYETTE	2,542.3	121,979.50	6,010.29	220.00	6,230.29	128,209.79
TOTAL	2,542.3	121,979.50	6,010.29	220.00	6,230.29	128,209.79
13 CIRCUIT						
KANAWHA	21,108.2	1,039,076.50	23,565.86	64,972.82	88,538.68	1,127,615.18
TOTAL	21,108.2	1,039,076.50	23,565.86	64,972.82	88,538.68	1,127,615.18
14 CIRCUIT						
BRAXTON	4,325.0	208,513.00	21,382.80	13,351.85	34,734.65	243,247.65
CLAY	1,794.1	89,112.50	5,926.43	6,195.85	12,122.28	101,234.78
GILMER	1,326.6	64,941.00	5,109.90	5,857.12	10,967.02	75,908.02
WEBSTER	2,700.4	129,746.00	11,714.02	11,718.18	23,432.20	153,178.20
TOTAL	10,146.1	492,312.50	44,133.15	37,123.00	81,256.15	573,568.65
15 CIRCUIT						
HARRISON	6,669.0	318,974.45	12,178.95	19,738.56	31,917.51	350,891.96
TOTAL	6,669.0	318,974.45	12,178.95	19,738.56	31,917.51	350,891.96
16 CIRCUIT						
MARION	14,006.0	659,859.00	17,015.39	54,378.09	71,393.48	731,252.48
TOTAL	14,006.0	659,859.00	17,015.39	54,378.09	71,393.48	731,252.48
17 CIRCUIT						
MONONGALIA	15,344.0	731,572.50	28,848.07	37,173.05	66,021.12	797,593.62
TOTAL	15,344.0	731,572.50	28,848.07	37,173.05	66,021.12	797,593.62
18 CIRCUIT						
PRESTON	5,540.4	264,776.00	22,298.30	15,655.48	37,953.78	302,729.78
TOTAL	5,540.4	264,776.00	22,298.30	15,655.48	37,953.78	302,729.78
19 CIRCUIT						
BARBOUR	2,999.7	139,766.50	2,483.93	1,215.76	3,699.69	143,466.19
TAYLOR	3,303.0	156,943.00	1,367.00	315.18	1,682.18	158,625.18
TOTAL	6,302.7	296,709.50	3,850.93	1,530.94	5,381.87	302,091.37
20 CIRCUIT						
RANDOLPH	6,288.6	308,425.00	10,890.48	4,146.75	15,037.23	323,462.23
TOTAL	6,288.6	308,425.00	10,890.48	4,146.75	15,037.23	323,462.23
21 CIRCUIT						
GRANT	1,970.4	95,014.00	3,349.78	7,150.15	10,499.93	105,513.93
MINERAL	6,227.1	298,151.50	7,363.45	6,846.45	14,209.90	312,361.40
TUCKER	1,078.8	51,380.00	4,544.55	1,500.00	6,044.55	57,424.55
TOTAL	9,276.3	444,545.50	15,257.78	15,496.60	30,754.38	475,299.88
22 CIRCUIT						
HAMPSHIRE	3,360.7	165,479.50	7,834.38	5,500.48	13,334.86	178,814.36
HARDY	2,792.4	135,290.00	4,084.07	4,405.00	8,489.07	143,779.07
PENDLETON	1,099.4	53,611.00	4,737.96	0.00	4,737.96	58,348.96
TOTAL	7,252.5	354,380.50	16,656.41	9,905.48	26,561.89	380,942.39

**WEST VIRGINIA PUBLIC DEFENDER SERVICES
SUMMARY REPORT FOR ATTORNEY HOURS/FEES/EXPENSES
FISCAL YEAR 2006**

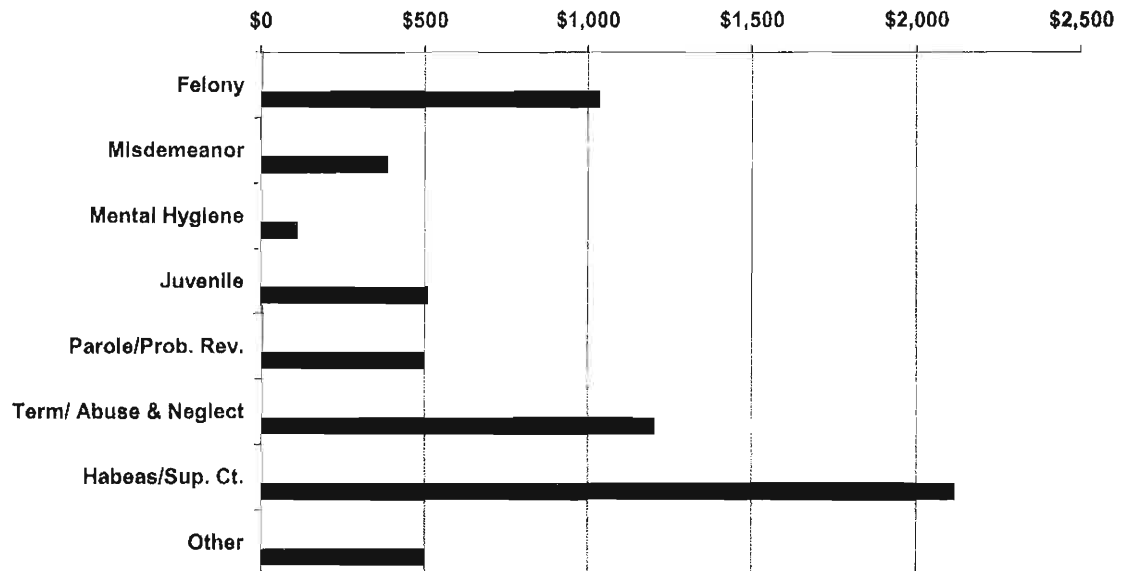
CIRCUIT COUNTY	TOTAL HOURS	FEE AMOUNT IN \$	EXPENSE AMOUNT IN \$	DIRECT EXPENSE AMOUNT IN \$	EXPENSE AMOUNT IN \$	GRAND TOTAL AMOUNT IN \$
23 CIRCUIT						
BERKELEY	11,245.8	555,619.00	34,465.43	40,803.31	75,268.74	630,887.74
JEFFERSON	5,335.4	269,185.00	23,866.21	34,676.26	58,542.47	327,727.47
MORGAN	2,562.1	126,674.50	7,635.07	6,080.17	13,715.24	140,389.74
TOTAL	19,143.3	951,478.50	65,966.71	81,559.74	147,526.45	1,099,004.95
24 CIRCUIT						
WAYNE	5,548.1	279,052.50	26,296.11	1,065.82	27,361.93	306,414.43
TOTAL	5,548.1	279,052.50	26,296.11	1,065.82	27,361.93	306,414.43
25 CIRCUIT						
BOONE	4,625.9	235,459.50	4,546.92	19,618.71	24,165.63	259,625.13
LINCOLN	4,474.8	215,800.00	8,772.58	6,538.10	15,310.68	231,110.68
TOTAL	9,100.7	451,259.50	13,319.50	26,156.81	39,476.31	490,735.81
26 CIRCUIT						
LEWIS	3,723.7	179,214.50	12,313.85	8,311.51	20,625.36	199,839.86
UPSHUR	4,309.7	212,408.50	9,124.37	2,197.54	11,321.91	223,730.41
TOTAL	8,033.4	391,623.00	21,438.22	10,509.05	31,947.27	423,570.27
27 CIRCUIT						
WYOMING	9,371.8	448,093.00	29,837.31	64,739.13	94,576.44	542,669.44
TOTAL	9,371.8	448,093.00	29,837.31	64,739.13	94,576.44	542,669.44
28 CIRCUIT						
NICHOLAS	2,228.9	110,268.50	4,276.01	2,787.24	7,063.25	117,331.75
TOTAL	2,228.9	110,268.50	4,276.01	2,787.24	7,063.25	117,331.75
29 CIRCUIT						
PUTNAM	8,637.5	417,254.50	16,961.21	6,685.74	23,646.95	440,901.45
TOTAL	8,637.5	417,254.50	16,961.21	6,685.74	23,646.95	440,901.45
30 CIRCUIT						
MINGO	7,584.2	376,240.10	10,957.36	1,707.51	12,664.87	388,904.97
TOTAL	7,584.2	376,240.10	10,957.36	1,707.51	12,664.87	388,904.97
31 CIRCUIT						
MONROE	1,792.4	86,910.00	9,546.52	3,704.00	13,250.52	100,160.52
SUMMERS	2,366.4	116,560.50	11,341.62	10,251.20	21,592.82	138,153.32
TOTAL	4,158.8	203,470.50	20,888.14	13,955.20	34,843.34	238,313.84
STATE	310,458.2	15,030,072.45	737,908.35	1,011,817.47	1,749,725.82	16,779,798.27

Appointed Counsel Average Costs for FY 2006

Felony	\$1,034.19
Misdemeanor	\$382.63
Mental Hygiene	\$109.43
Juvenile	\$506.37
Parole/Prob. Rev.	\$494.28
Term/ Abuse & Neglect	\$1,202.85
Habeas/Sup. Ct.	\$2,115.33
Other	\$498.22

Mandamus/Prohibition, Mag. Ct. Appeal, Extradition, Contempt, Fugitive, Other

Appointed Counsel Average Costs for FY 2006 by Case Type



**WEST VIRGINIA PUBLIC DEFENDER SERVICES
AVERAGE COST BY CASE TYPE
FISCAL YEAR 2006**

CIRCUIT	FELONY	MISD	MENTAL HYGIENE	JUVENILE	PAROLE PROBAT REV	TERM ABUSE	HABEAS SUP. CT.	OTHER	CIRCUIT AVERAGE
01 CIRCUIT	1,779.51	454.00	91.24	509.72	403.55	1,634.26	2,519.09	2,513.12	\$839.74
02 CIRCUIT	926.34	291.57	167.34	708.34	0.00	1,199.58	0.00	909.32	\$438.78
03 CIRCUIT	1,294.58	457.58	179.54	719.52	529.84	1,048.28	1,592.59	418.83	\$780.70
04 CIRCUIT	696.28	494.99	121.19	416.28	451.26	964.99	1,856.13	403.47	\$555.04
05 CIRCUIT	1,318.37	442.75	169.02	627.07	571.34	961.65	2,307.49	617.47	\$816.56
06 CIRCUIT	1,029.52	312.08	74.84	271.05	489.60	1,021.04	2,403.29	416.47	\$408.16
07 CIRCUIT	715.97	263.11	138.43	668.50	807.99	1,080.83	1,716.02	639.24	\$566.24
08 CIRCUIT	1,710.61	498.99	179.31	582.78	882.87	1,147.52	8,214.17	203.75	\$1,278.36
09 CIRCUIT	1,203.29	274.69	122.46	831.85	482.27	921.42	3,003.07	316.45	\$802.42
10 CIRCUIT	1,149.75	309.34	85.99	327.73	596.98	1,056.76	1,008.81	678.31	\$813.39
11 CIRCUIT	1,604.54	358.45	95.66	563.19	269.01	1,283.75	2,690.14	226.30	\$958.79
12 CIRCUIT	1,044.30	238.54	0.00	406.33	0.00	854.75	721.63	1,058.22	\$772.35
13 CIRCUIT	957.33	378.69	107.09	468.91	613.05	1,131.77	1,456.95	490.71	\$426.16
14 CIRCUIT	1,082.06	346.04	147.55	689.13	504.80	1,245.15	1,055.08	218.96	\$669.27
15 CIRCUIT	1,275.89	451.23	133.98	429.24	364.66	1,484.32	2,128.24	291.16	\$841.47
16 CIRCUIT	786.65	337.89	121.61	748.31	517.96	1,196.75	1,562.96	332.19	\$551.06
17 CIRCUIT	1,249.23	389.00	102.15	673.33	415.07	1,539.26	1,737.00	524.67	\$612.12
18 CIRCUIT	1,571.11	483.14	0.00	697.31	708.08	1,791.59	1,458.90	381.27	\$1,288.21
19 CIRCUIT	730.63	324.26	193.19	324.51	403.08	860.46	625.50	380.60	\$480.27
20 CIRCUIT	615.93	325.16	106.50	538.80	323.70	982.11	412.65	395.25	\$500.72
21 CIRCUIT	710.10	335.03	106.56	321.21	405.17	1,939.12	2,561.77	307.87	\$576.12
22 CIRCUIT	861.84	297.26	160.34	741.10	367.94	1,094.29	2,566.49	373.09	\$583.37
23 CIRCUIT	1,433.32	662.33	0.00	646.94	608.37	1,966.13	2,244.66	1,072.06	\$1,453.71
24 CIRCUIT	1,267.28	394.08	170.49	464.94	445.96	934.21	2,140.08	331.18	\$733.05
25 CIRCUIT	1,363.65	396.06	182.14	643.80	572.83	1,447.00	3,587.05	626.36	\$915.55
26 CIRCUIT	1,222.21	354.35	110.87	450.33	481.21	980.25	1,698.03	361.96	\$452.53
27 CIRCUIT	923.09	363.62	133.98	468.37	658.93	793.35	2,119.05	240.62	\$584.14
28 CIRCUIT	707.42	202.64	78.06	366.71	316.11	803.46	2,156.97	372.25	\$620.80
29 CIRCUIT	803.93	344.10	178.22	550.78	521.42	1,073.65	1,057.91	316.81	\$511.49
30 CIRCUIT	797.67	289.02	167.74	788.07	651.90	1,331.96	1,595.50	803.25	\$871.98
31 CIRCUIT	859.63	217.06	157.08	494.26	255.16	1,104.44	2,371.19	263.91	\$595.78
STATE AVERAGE	1,034.19	382.63	109.43	506.37	494.28	1,202.85	2,115.33	498.22	\$636.61

**WEST VIRGINIA PUBLIC DEFENDER SERVICES
AVERAGE COST BY CASE TYPE
FISCAL YEAR 2006**

CIRCUIT	FELONY	MISD	MENTAL HYGIENE	JUVENILE	PAROLE PROBAT REV	TERM ABUSE	HABEAS SUP. CT.	OTHER	CIRCUIT AVERAGE
01 CIRCUIT									
BROOKE	1,675.05	0.00	204.04	0.00	419.46	1,470.08	0.00	180.78	\$874.40
HANCOCK	1,310.67	0.00	220.27	0.00	421.89	1,626.18	3,309.29	284.33	\$1,066.82
OHIO	1,949.83	0.00	68.23	0.00	297.10	1,673.36	2,180.44	3,269.85	\$775.03
AVERAGE	1,779.51	454.00	91.24	509.72	403.55	1,634.26	2,519.09	2,513.12	\$839.74
02 CIRCUIT									
MARSHALL	952.03	0.00	142.37	0.00	0.00	888.07	0.00	1,188.00	\$342.59
TYLER	554.00	0.00	265.36	0.00	0.00	1,229.31	0.00	0.00	\$799.24
WETZEL	931.26	0.00	198.57	0.00	0.00	1,687.19	0.00	839.65	\$541.17
AVERAGE	926.34	291.57	167.34	708.34	0.00	1,199.58	0.00	909.32	\$438.78
03 CIRCUIT									
DODDRIDGE	1,435.37	560.69	166.39	0.00	515.17	1,575.50	1,592.59	401.52	\$917.49
PLEASANTS	1,214.12	0.00	193.01	0.00	678.75	829.64	0.00	235.66	\$618.02
RITCHIE	1,217.34	377.53	165.75	0.00	469.53	889.09	0.00	670.19	\$743.92
AVERAGE	1,294.58	457.58	179.54	719.52	529.84	1,048.28	1,592.59	418.83	\$780.70
04 CIRCUIT									
WIRT	921.19	0.00	0.00	0.00	206.55	952.76	2,566.89	500.41	\$720.58
WOOD	689.44	0.00	121.19	0.00	455.20	965.18	1,801.46	396.40	\$550.84
AVERAGE	696.28	494.99	121.19	416.28	451.26	964.99	1,856.13	403.47	\$555.04
05 CIRCUIT									
CALHOUN	2,000.35	0.00	151.96	0.00	425.07	734.78	1,038.14	0.00	\$871.77
JACKSON	1,339.31	0.00	204.03	0.00	680.69	1,777.24	3,091.43	2,417.40	\$1,170.59
MASON	1,071.52	0.00	175.95	0.00	584.48	877.79	2,183.07	337.63	\$653.07
ROANE	1,942.22	0.00	104.47	0.00	515.73	671.10	1,448.98	534.65	\$862.66
AVERAGE	1,318.37	442.75	169.02	627.07	571.34	961.65	2,307.49	617.47	\$816.56
06 CIRCUIT									
CABELL	1,029.52	0.00	74.84	0.00	489.60	1,021.04	2,403.29	416.47	\$408.16
AVERAGE	1,029.52	312.08	74.84	271.05	489.60	1,021.04	2,403.29	416.47	\$408.16
07 CIRCUIT									
LOGAN	715.97	0.00	138.43	0.00	807.99	1,080.83	1,716.02	639.24	\$566.24
AVERAGE	715.97	263.11	138.43	668.50	807.99	1,080.83	1,716.02	639.24	\$566.24

**WEST VIRGINIA PUBLIC DEFENDER SERVICES
AVERAGE COST BY CASE TYPE
FISCAL YEAR 2006**

CIRCUIT	FELONY	MISD	MENTAL HYGIENE	JUVENILE	PAROLE PROBAT REV	TERM ABUSE	HABEAS SUP. CT.	OTHER	CIRCUIT AVERAGE
08 CIRCUIT									
MCDOWELL	1,710.61	0.00	179.31	0.00	882.87	1,147.52	8,214.17	203.75	\$1,278.36
AVERAGE	1,710.61	498.99	179.31	582.78	882.87	1,147.52	8,214.17	203.75	\$1,278.36
09 CIRCUIT									
MERCER	1,203.29	0.00	122.46	0.00	482.27	921.42	3,003.07	316.45	\$802.42
AVERAGE	1,203.29	274.69	122.46	831.85	482.27	921.42	3,003.07	316.45	\$802.42
10 CIRCUIT									
RALEIGH	1,149.75	0.00	85.99	0.00	596.98	1,056.76	1,008.81	678.31	\$813.39
AVERAGE	1,149.75	309.34	85.99	327.73	596.98	1,056.76	1,008.81	678.31	\$813.39
11 CIRCUIT									
GREENBRIER	1,416.57	0.00	84.53	0.00	137.62	1,088.40	2,827.17	114.33	\$810.17
POCAHONTAS	1,952.27	0.00	149.94	0.00	488.00	2,260.49	2,142.00	394.25	\$1,451.27
AVERAGE	1,604.54	358.45	95.66	563.19	269.01	1,283.75	2,690.14	226.30	\$958.79
12 CIRCUIT									
FAYETTE	1,044.30	0.00	0.00	0.00	0.00	854.75	721.63	1,058.22	\$772.35
AVERAGE	1,044.30	238.54	0.00	406.33	0.00	854.75	721.63	1,058.22	\$772.35
13 CIRCUIT									
KANAWHA	957.33	0.00	107.09	0.00	613.05	1,131.77	1,456.95	490.71	\$426.16
AVERAGE	957.33	378.69	107.09	468.91	613.05	1,131.77	1,456.95	490.71	\$426.16
14 CIRCUIT									
BRAXTON	968.02	0.00	119.16	0.00	760.59	1,100.56	1,476.20	362.60	\$705.07
CLAY	996.64	0.00	275.07	502.86	365.08	1,119.47	689.01	245.03	\$513.88
GILMER	1,176.28	0.00	205.00	0.00	161.02	1,930.04	456.33	120.87	\$622.20
WEBSTER	1,256.97	0.00	175.60	0.00	170.17	1,343.00	2,741.19	269.25	\$793.67
AVERAGE	1,082.06	346.04	147.55	689.13	504.80	1,245.15	1,055.08	218.96	\$669.27
15 CIRCUIT									
HARRISON	1,275.89	0.00	133.98	0.00	364.66	1,484.32	2,128.24	291.16	\$841.47
AVERAGE	1,275.89	451.23	133.98	429.24	364.66	1,484.32	2,128.24	291.16	\$841.47
16 CIRCUIT									
MARION	786.65	0.00	121.61	0.00	517.96	1,196.75	1,562.96	332.19	\$551.06
AVERAGE	786.65	337.89	121.61	748.31	517.96	1,196.75	1,562.96	332.19	\$551.06

**WEST VIRGINIA PUBLIC DEFENDER SERVICES
AVERAGE COST BY CASE TYPE
FISCAL YEAR 2006**

CIRCUIT	FELONY	MISD	MENTAL HYGIENE	JUVENILE	PAROLE PROBAT REV	TERM ABUSE	HABEAS SUP. CT.	OTHER	CIRCUIT AVERAGE
17 CIRCUIT									
MONONGALIA	1,249.23	0.00	102.15	0.00	415.07	1,539.26	1,737.00	524.67	\$612.12
AVERAGE	1,249.23	389.00	102.15	673.33	415.07	1,539.26	1,737.00	524.67	\$612.12
18 CIRCUIT									
PRESTON	1,571.11	0.00	0.00	0.00	708.08	1,791.59	1,458.90	381.27	\$1,288.21
AVERAGE	1,571.11	483.14	0.00	697.31	708.08	1,791.59	1,458.90	381.27	\$1,288.21
19 CIRCUIT									
BARBOUR	828.56	0.00	169.02	0.00	366.97	778.83	0.00	683.26	\$496.42
TAYLOR	634.98	0.00	196.41	0.00	414.37	946.40	625.50	259.53	\$466.54
AVERAGE	730.63	324.26	193.19	324.51	403.08	860.46	625.50	380.60	\$480.27
20 CIRCUIT									
RANDOLPH	615.93	0.00	106.50	0.00	323.70	982.11	412.65	395.25	\$500.72
AVERAGE	615.93	325.16	106.50	538.80	323.70	982.11	412.65	395.25	\$500.72
21 CIRCUIT									
GRANT	965.87	0.00	100.21	0.00	579.14	1,849.16	1,404.44	458.38	\$770.17
MINERAL	624.99	308.08	110.23	0.00	292.09	2,393.75	2,907.26	214.58	\$521.47
TUCKER	812.41	0.00	165.00	0.00	0.00	1,064.30	2,458.01	358.94	\$645.22
AVERAGE	710.10	335.03	106.56	321.21	405.17	1,939.12	2,561.77	307.87	\$576.12
22 CIRCUIT									
HAMPSHIRE	653.21	0.00	131.57	0.00	330.80	783.23	4,803.07	315.69	\$464.45
HARDY	810.01	0.00	180.13	0.00	358.96	1,635.43	909.50	437.27	\$684.66
PENDLETON	1,728.82	457.95	261.00	0.00	478.39	554.68	868.60	410.17	\$1,006.02
AVERAGE	861.84	297.26	160.34	741.10	367.94	1,094.29	2,566.49	373.09	\$583.37
23 CIRCUIT									
BERKELEY	1,542.99	0.00	0.00	0.00	467.75	1,752.69	3,488.52	1,749.21	\$1,395.77
JEFFERSON	1,115.37	0.00	0.00	0.00	653.75	2,198.16	1,616.55	945.53	\$1,489.67
MORGAN	1,603.31	0.00	0.00	506.21	855.58	2,644.52	1,240.98	774.48	\$1,671.31
AVERAGE	1,433.32	662.33	0.00	646.94	608.37	1,966.13	2,244.66	1,072.06	\$1,453.71
24 CIRCUIT									
WAYNE	1,267.28	394.08	170.49	0.00	445.96	934.21	2,140.08	331.18	\$733.05
AVERAGE	1,267.28	394.08	170.49	464.94	445.96	934.21	2,140.08	331.18	\$733.05

**WEST VIRGINIA PUBLIC DEFENDER SERVICES
AVERAGE COST BY CASE TYPE
FISCAL YEAR 2006**

CIRCUIT	FELONY	MISD	MENTAL HYGIENE	JUVENILE	PAROLE PROBAT REV	TERM ABUSE	HABEAS SUP. CT.	OTHER	CIRCUIT AVERAGE
25 CIRCUIT									
BOONE	1,614.85	0.00	153.71	0.00	584.87	1,688.83	343.95	464.40	\$1,046.88
LINCOLN	1,066.39	0.00	187.69	0.00	555.43	1,242.05	6,830.15	842.31	\$802.47
AVERAGE	1,363.65	396.06	182.14	643.80	572.83	1,447.00	3,587.05	626.36	\$915.55
26 CIRCUIT									
LEWIS	1,518.06	0.00	110.60	0.00	680.92	920.27	2,120.10	323.14	\$338.71
UPSHUR	1,061.60	0.00	117.51	0.00	375.48	1,017.38	1,155.37	434.07	\$646.62
AVERAGE	1,222.21	354.35	110.87	450.33	481.21	980.25	1,698.03	361.96	\$452.53
27 CIRCUIT									
WYOMING	923.09	0.00	133.98	0.00	658.93	793.35	2,119.05	240.62	\$584.14
AVERAGE	923.09	363.62	133.98	468.37	658.93	793.35	2,119.05	240.62	\$584.14
28 CIRCUIT									
NICHOLAS	707.42	0.00	78.06	0.00	316.11	803.46	2,156.97	372.25	\$620.80
AVERAGE	707.42	202.64	78.06	366.71	316.11	803.46	2,156.97	372.25	\$620.80
29 CIRCUIT									
PUTNAM	803.93	0.00	178.22	0.00	521.42	1,073.65	1,057.91	316.81	\$511.49
AVERAGE	803.93	344.10	178.22	550.78	521.42	1,073.65	1,057.91	316.81	\$511.49
30 CIRCUIT									
MINGO	797.67	0.00	167.74	0.00	651.90	1,331.96	1,595.50	803.25	\$871.98
AVERAGE	797.67	289.02	167.74	788.07	651.90	1,331.96	1,595.50	803.25	\$871.98
31 CIRCUIT									
MONROE	926.99	268.12	179.78	0.00	647.72	1,876.13	2,230.62	0.00	\$650.39
SUMMERS	816.77	0.00	141.94	0.00	199.08	883.95	2,464.90	263.91	\$561.60
AVERAGE	859.63	217.06	157.08	494.26	255.16	1,104.44	2,371.19	263.91	\$595.78
STATE AVERAGE	1,034.19	382.63	109.43	506.37	494.28	1,202.85	2,115.33	498.22	\$636.61

**APPOINTED COUNSEL HOURS PAID
BY CASE TYPE**

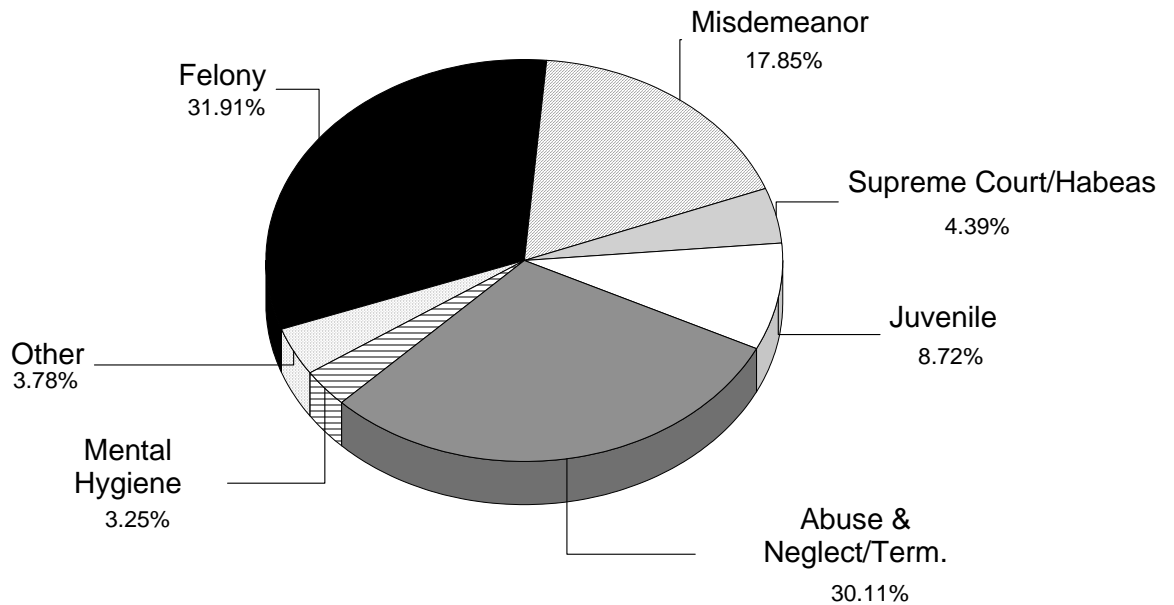
APPOINTED COUNSEL HOURS PAID IN FY 2006

Felony	99,069.7
Misdemeanor	55,409.3
Supreme Court/Habeas	13,617.3
Juvenile	27,082.1
Abuse & Neglect/Term.	93,468.1
Mental Hygiene	10,082.4
Other	11,729.3

Parole/Probation Rev., Mag. Ct. Appeal,
Mandamus/Prohibition, Extradition,
Contempt, Fugitive, Other

TOTAL HOURS PAID	310,458.2
-------------------------	------------------

APPOINTED COUNSEL HOURS PAID IN FY 2006 BY CASE TYPE



**WEST VIRGINIA PUBLIC DEFENDER SERVICES
APPOINTED COUNSEL HOURS PAID BY CASE TYPE
FISCAL YEAR 2006**

CIRCUIT	FELONY	MISD	MENTAL HYGIENE	JUVENILE	PAROLE PROBAT REV	TERM ABUSE	HABEAS SUP. CT.	OTHER	TOTAL HOURS
01 CIRCUIT	5,976.1	2,141.4	671.9	889.0	111.2	7,009.9	530.0	1,060.5	18,390.0
02 CIRCUIT	442.3	205.8	657.0	246.5	0.0	1,228.7	0.0	91.4	2,871.7
03 CIRCUIT	3,303.4	1,860.6	26.4	809.1	206.4	1,692.8	40.6	273.0	8,212.3
04 CIRCUIT	7,999.9	13,552.7	898.6	2,120.8	540.2	6,383.0	1,560.3	776.8	33,832.3
05 CIRCUIT	7,162.7	2,250.3	430.2	730.2	383.9	3,940.2	709.2	276.2	15,882.9
06 CIRCUIT	4,609.6	755.9	1,307.5	1,490.0	221.3	3,079.9	1,916.1	217.0	13,597.3
07 CIRCUIT	2,062.8	2,054.1	17.0	1,818.0	481.1	2,927.0	107.0	310.6	9,777.6
08 CIRCUIT	2,493.8	511.0	52.6	302.3	37.6	1,529.7	1,333.3	7.5	6,267.8
09 CIRCUIT	5,221.1	1,061.8	74.2	402.9	220.8	2,787.5	410.6	57.5	10,236.4
10 CIRCUIT	2,607.3	678.2	55.8	288.9	71.3	5,147.0	19.9	93.8	8,962.2
11 CIRCUIT	1,729.2	161.0	73.6	113.6	45.4	1,747.7	250.2	24.3	4,145.0
12 CIRCUIT	1,304.2	188.5	0.0	16.4	0.0	851.8	77.9	103.5	2,542.3
13 CIRCUIT	6,836.7	3,485.4	2,614.0	1,369.8	187.3	5,773.5	671.0	170.4	21,108.2
14 CIRCUIT	3,622.5	2,221.7	80.5	1,303.8	155.0	2,369.6	170.3	222.7	10,146.1
15 CIRCUIT	2,082.3	1,024.8	97.8	531.6	107.8	2,135.1	644.7	44.9	6,669.0
16 CIRCUIT	3,998.1	2,677.6	631.9	1,783.7	516.9	3,495.2	627.2	275.4	14,006.0
17 CIRCUIT	6,629.7	3,257.1	663.7	1,284.7	337.2	2,746.4	38.6	386.5	15,344.0
18 CIRCUIT	1,553.8	241.9	0.0	557.4	221.7	2,621.3	304.6	39.7	5,540.4
19 CIRCUIT	1,262.9	1,573.0	64.2	986.5	173.4	2,102.2	27.8	112.7	6,302.7
20 CIRCUIT	1,042.6	1,371.6	85.7	1,660.4	95.7	1,819.4	25.3	187.9	6,288.6
21 CIRCUIT	2,347.5	1,879.8	54.5	1,331.8	271.5	2,779.8	536.5	74.9	9,276.3
22 CIRCUIT	2,370.8	1,797.1	52.0	504.0	232.5	1,764.3	357.6	174.2	7,252.5
23 CIRCUIT	3,966.8	1,147.9	0.0	1,281.8	178.8	11,188.7	1,175.1	204.2	19,143.3
24 CIRCUIT	1,638.7	569.2	150.6	436.9	106.5	2,364.8	257.2	24.2	5,548.1
25 CIRCUIT	3,142.4	732.1	165.0	1,383.6	248.5	2,973.6	280.4	175.1	9,100.7
26 CIRCUIT	2,498.1	1,039.9	885.1	853.6	238.5	1,879.3	497.1	141.8	8,033.4
27 CIRCUIT	3,762.6	2,930.4	7.0	404.0	42.0	2,021.0	203.3	1.5	9,371.8
28 CIRCUIT	772.2	127.8	6.0	122.1	36.0	914.8	220.2	29.8	2,228.9
29 CIRCUIT	3,111.5	2,838.9	145.9	1,155.8	270.2	773.6	163.9	177.7	8,637.5
30 CIRCUIT	1,775.6	489.5	71.2	505.3	51.6	4,316.2	233.3	141.5	7,584.2
31 CIRCUIT	1,742.4	582.2	42.5	397.6	38.2	1,104.1	228.2	23.6	4,158.8
STATE TOTAL	99,069.7	55,409.3	10,082.4	27,082.1	5,828.5	93,468.1	13,617.3	5,900.8	310,458.2

**WEST VIRGINIA PUBLIC DEFENDER SERVICES
APPOINTED COUNSEL HOURS PAID BY CASE TYPE
FISCAL YEAR 2006**

CIRCUIT COUNTY	FELONY	MISD	MENTAL HYGIEN	JUVENILE	PAROLE PROBATION REV	TERM ABUSE	HABEAS SUP. CT.	OTHER	TOTAL HOURS
01 CIRCUIT									
BROOKE	976.6	450.1	112.7	175.5	25.6	647.8	0.0	7.3	2,395.6
HANCOCK	870.1	260.8	128.8	349.7	74.3	2,214.7	209.2	18.0	4,125.6
OHIO	4,129.4	1,430.5	430.4	363.8	11.3	4,147.4	320.8	1,035.2	11,868.8
TOTAL	5,976.1	2,141.4	671.9	889.0	111.2	7,009.9	530.0	1,060.5	18,390.0
02 CIRCUIT									
MARSHALL	237.9	184.6	334.1	141.7	0.0	470.8	0.0	26.4	1,395.5
TYLER	11.2	21.2	19.3	3.6	0.0	235.8	0.0	0.0	291.1
WETZEL	193.2	0.0	303.6	101.2	0.0	522.1	0.0	65.0	1,185.1
TOTAL	442.3	205.8	657.0	246.5	0.0	1,228.7	0.0	91.4	2,871.7
03 CIRCUIT									
DODDRIDGE	1,288.4	725.9	5.7	430.5	129.8	599.1	40.6	138.3	3,358.3
PLEASANTS	520.2	451.4	14.4	96.3	40.7	86.4	0.0	37.9	1,247.3
RITCHIE	1,494.8	683.3	6.3	282.3	35.9	1,007.3	0.0	96.8	3,606.7
TOTAL	3,303.4	1,860.6	26.4	809.1	206.4	1,692.8	40.6	273.0	8,212.3
04 CIRCUIT									
WIRT	333.5	234.4	0.0	211.2	4.0	104.2	159.9	67.6	1,114.8
WOOD	7,666.4	13,318.3	898.6	1,909.6	536.2	6,278.8	1,400.4	709.2	32,717.5
TOTAL	7,999.9	13,552.7	898.6	2,120.8	540.2	6,383.0	1,560.3	776.8	33,832.3
05 CIRCUIT									
CALHOUN	668.5	26.2	37.5	135.6	33.6	705.7	45.8	0.0	1,652.9
JACKSON	1,536.8	285.9	76.0	293.4	78.2	1,656.5	454.5	138.7	4,520.0
MASON	3,472.1	1,729.3	286.8	248.9	214.7	444.0	131.5	126.7	6,654.0
ROANE	1,485.3	208.9	29.9	52.3	57.4	1,134.0	77.4	10.8	3,056.0
TOTAL	7,162.7	2,250.3	430.2	730.2	383.9	3,940.2	709.2	276.2	15,882.9
06 CIRCUIT									
CABELL	4,609.6	755.9	1,307.5	1,490.0	221.3	3,079.9	1,916.1	217.0	13,597.3
TOTAL	4,609.6	755.9	1,307.5	1,490.0	221.3	3,079.9	1,916.1	217.0	13,597.3
07 CIRCUIT									
LOGAN	2,062.8	2,054.1	17.0	1,818.0	481.1	2,927.0	107.0	310.6	9,777.6
TOTAL	2,062.8	2,054.1	17.0	1,818.0	481.1	2,927.0	107.0	310.6	9,777.6
08 CIRCUIT									
MCDOWELL	2,493.8	511.0	52.6	302.3	37.6	1,529.7	1,333.3	7.5	6,267.8
TOTAL	2,493.8	511.0	52.6	302.3	37.6	1,529.7	1,333.3	7.5	6,267.8
09 CIRCUIT									
MERCER	5,221.1	1,061.8	74.2	402.9	220.8	2,787.5	410.6	57.5	10,236.4
TOTAL	5,221.1	1,061.8	74.2	402.9	220.8	2,787.5	410.6	57.5	10,236.4
10 CIRCUIT									
RALEIGH	2,607.3	678.2	55.8	288.9	71.3	5,147.0	19.9	93.8	8,962.2
TOTAL	2,607.3	678.2	55.8	288.9	71.3	5,147.0	19.9	93.8	8,962.2

**WEST VIRGINIA PUBLIC DEFENDER SERVICES
APPOINTED COUNSEL HOURS PAID BY CASE TYPE
FISCAL YEAR 2006**

CIRCUIT COUNTY	FELONY	MISD	MENTAL HYGIEN	JUVENILE	PAROLE PROBAT REV	TERM ABUSE	HABEAS SUP. CT.	OTHER	TOTAL HOURS
11 CIRCUIT									
GREENBRIER	930.5	103.2	54.9	76.7	14.2	1,238.1	202.6	7.0	2,627.2
POCAHONTAS	798.7	57.8	18.7	36.9	31.2	509.6	47.6	17.3	1,517.8
TOTAL	1,729.2	161.0	73.6	113.6	45.4	1,747.7	250.2	24.3	4,145.0
12 CIRCUIT									
FAYETTE	1,304.2	188.5	0.0	16.4	0.0	851.8	77.9	103.5	2,542.3
TOTAL	1,304.2	188.5	0.0	16.4	0.0	851.8	77.9	103.5	2,542.3
13 CIRCUIT									
KANAWHA	6,836.7	3,485.4	2,614.0	1,369.8	187.3	5,773.5	671.0	170.4	21,108.2
TOTAL	6,836.7	3,485.4	2,614.0	1,369.8	187.3	5,773.5	671.0	170.4	21,108.2
14 CIRCUIT									
BRAXTON	1,419.6	931.7	42.8	782.9	113.8	886.4	63.1	84.7	4,325.0
CLAY	524.2	546.5	9.5	186.3	33.2	438.1	23.1	33.2	1,794.1
GILMER	566.5	251.0	11.8	95.9	3.0	307.1	30.0	61.3	1,326.6
WEBSTER	1,112.2	492.5	16.4	238.7	5.0	738.0	54.1	43.5	2,700.4
TOTAL	3,622.5	2,221.7	80.5	1,303.8	155.0	2,369.6	170.3	222.7	10,146.1
15 CIRCUIT									
HARRISON	2,082.3	1,024.8	97.8	531.6	107.8	2,135.1	644.7	44.9	6,669.0
TOTAL	2,082.3	1,024.8	97.8	531.6	107.8	2,135.1	644.7	44.9	6,669.0
16 CIRCUIT									
MARION	3,998.1	2,677.6	631.9	1,783.7	516.9	3,495.2	627.2	275.4	14,006.0
TOTAL	3,998.1	2,677.6	631.9	1,783.7	516.9	3,495.2	627.2	275.4	14,006.0
17 CIRCUIT									
MONONGALI/	6,629.7	3,257.1	663.7	1,284.7	337.2	2,746.4	38.6	386.5	15,344.0
TOTAL	6,629.7	3,257.1	663.7	1,284.7	337.2	2,746.4	38.6	386.5	15,344.0
18 CIRCUIT									
PRESTON	1,553.8	241.9	0.0	557.4	221.7	2,621.3	304.6	39.7	5,540.4
TOTAL	1,553.8	241.9	0.0	557.4	221.7	2,621.3	304.6	39.7	5,540.4
19 CIRCUIT									
BARBOUR	702.0	857.7	6.8	349.8	38.3	987.0	0.0	58.1	2,999.7
TAYLOR	560.9	715.3	57.4	636.7	135.1	1,115.2	27.8	54.6	3,303.0
TOTAL	1,262.9	1,573.0	64.2	986.5	173.4	2,102.2	27.8	112.7	6,302.7
20 CIRCUIT									
RANDOLPH	1,042.6	1,371.6	85.7	1,660.4	95.7	1,819.4	25.3	187.9	6,288.6
TOTAL	1,042.6	1,371.6	85.7	1,660.4	95.7	1,819.4	25.3	187.9	6,288.6
21 CIRCUIT									
GRANT	484.4	354.4	29.6	266.7	152.9	582.9	61.6	37.9	1,970.4
MINERAL	1,523.2	1,399.9	21.9	892.0	118.6	1,817.7	423.0	30.8	6,227.1
TUCKER	339.9	125.5	3.0	173.1	0.0	379.2	51.9	6.2	1,078.8
TOTAL	2,347.5	1,879.8	54.5	1,331.8	271.5	2,779.8	536.5	74.9	9,276.3

**WEST VIRGINIA PUBLIC DEFENDER SERVICES
APPOINTED COUNSEL HOURS PAID BY CASE TYPE
FISCAL YEAR 2006**

CIRCUIT COUNTY	FELONY	MISD	MENTAL HYGIEN	JUVENILE	PAROLE PROBAT REV	TERM ABUSE	HABEAS SUP. CT.	OTHER	TOTAL HOURS
22 CIRCUIT									
HAMPSHIRE	955.0	1,045.7	22.0	279.7	71.5	632.3	286.4	68.1	3,360.7
HARDY	723.1	598.1	25.4	146.1	113.3	1,067.3	39.5	79.6	2,792.4
PENDLETON	692.7	153.3	4.6	78.2	47.7	64.7	31.7	26.5	1,099.4
TOTAL	2,370.8	1,797.1	52.0	504.0	232.5	1,764.3	357.6	174.2	7,252.5
23 CIRCUIT									
BERKELEY	2,851.4	676.1	0.0	712.8	69.0	6,165.4	704.2	66.9	11,245.8
JEFFERSON	492.6	191.9	0.0	499.3	38.4	3,737.2	268.7	107.3	5,335.4
MORGAN	622.8	279.9	0.0	69.7	71.4	1,286.1	202.2	30.0	2,562.1
TOTAL	3,966.8	1,147.9	0.0	1,281.8	178.8	11,188.7	1,175.1	204.2	19,143.3
24 CIRCUIT									
WAYNE	1,638.7	569.2	150.6	436.9	106.5	2,364.8	257.2	24.2	5,548.1
TOTAL	1,638.7	569.2	150.6	436.9	106.5	2,364.8	257.2	24.2	5,548.1
25 CIRCUIT									
BOONE	1,979.4	380.5	22.3	521.5	148.9	1,489.0	8.8	75.5	4,625.9
LINCOLN	1,163.0	351.6	142.7	862.1	99.6	1,484.6	271.6	99.6	4,474.8
TOTAL	3,142.4	732.1	165.0	1,383.6	248.5	2,973.6	280.4	175.1	9,100.7
26 CIRCUIT									
LEWIS	1,064.6	451.4	850.8	178.6	115.5	640.9	338.0	83.9	3,723.7
UPSHUR	1,433.5	588.5	34.3	675.0	123.0	1,238.4	159.1	57.9	4,309.7
TOTAL	2,498.1	1,039.9	885.1	853.6	238.5	1,879.3	497.1	141.8	8,033.4
27 CIRCUIT									
WYOMING	3,762.6	2,930.4	7.0	404.0	42.0	2,021.0	203.3	1.5	9,371.8
TOTAL	3,762.6	2,930.4	7.0	404.0	42.0	2,021.0	203.3	1.5	9,371.8
28 CIRCUIT									
NICHOLAS	772.2	127.8	6.0	122.1	36.0	914.8	220.2	29.8	2,228.9
TOTAL	772.2	127.8	6.0	122.1	36.0	914.8	220.2	29.8	2,228.9
29 CIRCUIT									
PUTNAM	3,111.5	2,838.9	145.9	1,155.8	270.2	773.6	163.9	177.7	8,637.5
TOTAL	3,111.5	2,838.9	145.9	1,155.8	270.2	773.6	163.9	177.7	8,637.5
30 CIRCUIT									
MINGO	1,775.6	489.5	71.2	505.3	51.6	4,316.2	233.3	141.5	7,584.2
TOTAL	1,775.6	489.5	71.2	505.3	51.6	4,316.2	233.3	141.5	7,584.2
31 CIRCUIT									
MONROE	789.2	335.9	20.1	134.8	12.4	415.5	84.5	0.0	1,792.4
SUMMERS	953.2	246.3	22.4	262.8	25.8	688.6	143.7	23.6	2,366.4
TOTAL	1,742.4	582.2	42.5	397.6	38.2	1,104.1	228.2	23.6	4,158.8
STATE TOTAL	99,069.7	55,409.3	10,082.4	27,082.1	5,828.5	93,468.1	13,617.3	5,900.8	310,458.2

**APPOINTED COUNSEL FEES PAID
BY CASE TYPE**

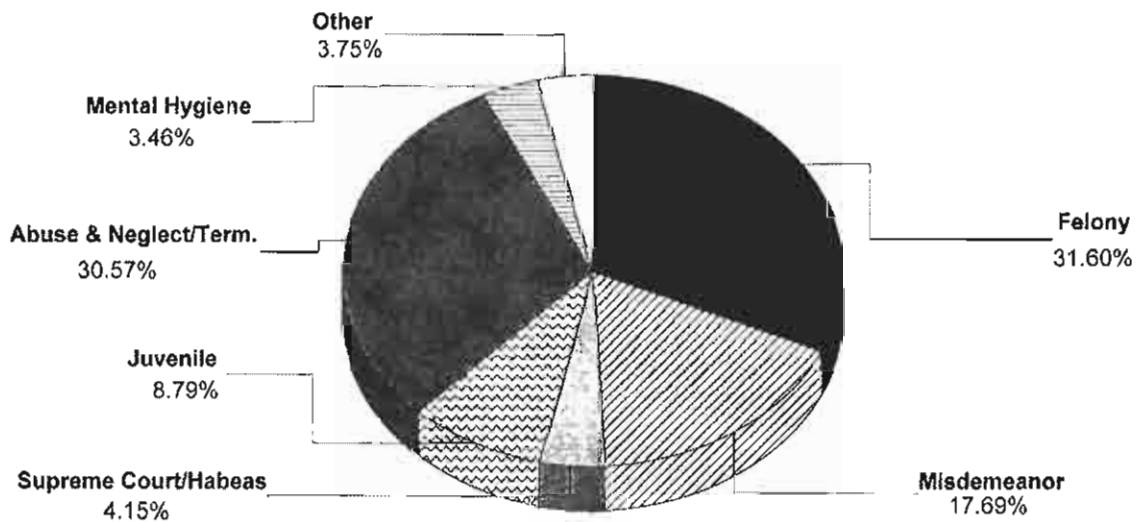
APPOINTED COUNSEL FEES PAID IN FY 2006

Felony	\$4,748,851.05
Misdemeanor	\$2,658,948.00
Supreme Court/Habeas	\$623,583.90
Juvenile	\$1,321,753.00
Abuse & Neglect/Term.	\$4,593,998.00
Mental Hygiene	\$519,946.00
Other	\$562,992.50

Parole/Probation Rev., Mag. Ct. Appeal,
Mandamus/Prohibition, Extradition,
Contempt, Fugitive, Other

TOTAL FEES PAID **\$15,030,072.45**

APPOINTED COUNSEL FEES PAID IN FY 2006 BY CASE TYPE



**WEST VIRGINIA PUBLIC DEFENDER SERVICES
APPOINTED COUNSEL FEES PAID BY CASE TYPE
FISCAL YEAR 2006**

CIRCUIT	FELONY	MISD	MENTAL HYGIENE	JUVENILE	PAROLE PROBAT REV	TERM ABUSE	HABEAS SUP. CT.	OTHER	TOTAL FEE
01 CIRCUIT	\$285,070.50	\$102,093.00	\$33,805.50	\$42,961.00	\$5,404.00	\$331,197.50	\$24,186.00	\$48,894.50	\$873,612.00
02 CIRCUIT	\$20,995.50	\$10,059.00	\$32,309.00	\$11,898.50	\$0.00	\$60,545.50	\$0.00	\$4,541.00	\$140,348.50
03 CIRCUIT	\$154,473.00	\$88,723.00	\$1,370.00	\$39,029.50	\$9,818.00	\$80,938.00	\$1,827.00	\$12,861.00	\$389,039.50
04 CIRCUIT	\$378,247.50	\$641,617.50	\$44,985.00	\$102,244.00	\$25,867.00	\$305,703.00	\$71,307.50	\$36,664.00	\$1,606,635.50
05 CIRCUIT	\$348,305.50	\$108,333.50	\$21,453.00	\$36,465.00	\$18,817.50	\$198,119.00	\$32,336.00	\$13,427.00	\$777,256.50
06 CIRCUIT	\$224,288.00	\$38,437.50	\$69,189.50	\$74,490.00	\$10,926.50	\$155,003.50	\$87,278.50	\$10,209.00	\$669,822.50
07 CIRCUIT	\$98,263.50	\$99,672.50	\$969.00	\$87,306.00	\$22,715.50	\$143,927.00	\$4,919.00	\$14,835.00	\$472,607.50
08 CIRCUIT	\$118,123.00	\$24,473.00	\$2,869.00	\$14,687.50	\$1,750.00	\$76,326.00	\$61,338.50	\$407.50	\$299,974.50
09 CIRCUIT	\$252,061.00	\$52,599.00	\$4,549.00	\$20,634.50	\$11,230.00	\$140,957.50	\$19,154.40	\$2,981.50	\$504,166.90
10 CIRCUIT	\$125,034.50	\$34,011.00	\$2,885.00	\$14,270.50	\$3,412.50	\$252,601.00	\$895.50	\$4,529.00	\$437,639.00
11 CIRCUIT	\$81,792.00	\$7,669.00	\$4,446.00	\$5,566.00	\$2,151.00	\$83,564.50	\$11,299.00	\$1,131.50	\$197,619.00
12 CIRCUIT	\$62,239.00	\$9,462.50	\$0.00	\$792.00	\$0.00	\$41,071.00	\$3,555.50	\$4,859.50	\$121,979.50
13 CIRCUIT	\$331,725.50	\$171,607.00	\$136,802.00	\$67,879.00	\$9,130.50	\$283,095.50	\$30,673.00	\$8,164.00	\$1,039,076.50
14 CIRCUIT	\$174,488.50	\$106,158.50	\$4,322.50	\$63,253.00	\$7,487.00	\$117,982.00	\$7,845.50	\$10,775.50	\$492,312.50
15 CIRCUIT	\$100,362.95	\$48,686.00	\$5,045.00	\$25,828.00	\$5,251.00	\$102,177.50	\$29,403.50	\$2,220.50	\$318,974.45
16 CIRCUIT	\$185,799.50	\$125,500.00	\$33,567.50	\$83,396.50	\$24,360.50	\$165,834.00	\$28,344.00	\$13,057.00	\$659,859.00
17 CIRCUIT	\$314,453.50	\$154,065.50	\$34,032.50	\$61,589.50	\$16,006.00	\$131,580.00	\$1,737.00	\$18,108.50	\$731,572.50
18 CIRCUIT	\$72,875.00	\$11,451.50	\$0.00	\$26,109.00	\$10,456.50	\$128,126.50	\$13,881.00	\$1,876.50	\$264,776.00
19 CIRCUIT	\$59,716.50	\$73,733.00	\$3,243.00	\$46,004.50	\$8,307.00	\$99,153.00	\$1,251.00	\$5,301.50	\$296,709.50
20 CIRCUIT	\$50,685.00	\$66,944.00	\$4,792.50	\$81,234.00	\$4,604.50	\$89,845.00	\$1,148.50	\$9,171.50	\$308,425.00
21 CIRCUIT	\$111,551.50	\$90,431.00	\$2,762.50	\$64,291.00	\$12,873.50	\$134,709.00	\$24,294.50	\$3,632.50	\$444,545.50
22 CIRCUIT	\$115,688.00	\$87,359.50	\$2,886.00	\$25,552.00	\$11,622.50	\$86,169.50	\$16,474.00	\$8,629.00	\$354,380.50
23 CIRCUIT	\$191,406.00	\$54,933.50	\$0.00	\$63,303.00	\$8,704.00	\$568,671.50	\$53,965.50	\$10,495.00	\$951,478.50
24 CIRCUIT	\$78,979.50	\$28,560.00	\$8,607.00	\$22,016.50	\$5,238.50	\$122,076.00	\$12,328.00	\$1,247.00	\$279,052.50
25 CIRCUIT	\$155,580.00	\$36,094.50	\$8,087.00	\$69,406.00	\$12,430.50	\$148,524.00	\$12,688.00	\$8,449.50	\$451,259.50
26 CIRCUIT	\$118,458.50	\$50,687.50	\$43,245.50	\$43,748.00	\$11,768.50	\$94,254.50	\$22,821.50	\$6,639.00	\$391,623.00
27 CIRCUIT	\$178,631.00	\$139,432.00	\$389.00	\$20,100.00	\$1,978.00	\$98,205.00	\$9,284.50	\$73.50	\$448,093.00
28 CIRCUIT	\$38,527.00	\$6,301.00	\$366.00	\$6,200.50	\$1,730.00	\$45,304.00	\$10,357.00	\$1,483.00	\$110,268.50
29 CIRCUIT	\$148,359.50	\$137,238.50	\$7,079.50	\$56,713.00	\$13,077.00	\$38,593.00	\$7,479.50	\$8,714.50	\$417,254.50
30 CIRCUIT	\$87,098.60	\$24,769.50	\$3,838.00	\$25,151.00	\$2,476.00	\$215,234.00	\$10,787.50	\$6,885.50	\$376,240.10
31 CIRCUIT	\$85,572.00	\$27,845.00	\$2,050.50	\$19,634.00	\$1,967.00	\$54,510.50	\$10,723.50	\$1,168.00	\$203,470.50
STATE TOTAL	\$4,748,851.05	\$2,658,948.00	\$519,946.00	\$1,321,753.00	\$281,560.50	\$4,593,998.00	\$623,583.90	\$281,432.00	\$15,030,072.45

**WEST VIRGINIA PUBLIC DEFENDER SERVICES
APPOINTED COUNSEL FEES PAID BY CASE TYPE
FISCAL YEAR 2006**

CIRCUIT	FELONY	MISD	MENTAL HYGIENE	JUVENILE	PAROLE PROBAT REV	TERM ABUSE	HABEAS SUP. CT.	OTHER	TOTAL FEE
01 CIRCUIT									
BROOKE	\$45,903.00	\$21,368.50	\$5,681.50	\$8,627.50	\$1,200.00	\$30,653.00	\$0.00	\$344.50	\$113,778.00
HANCOCK	\$41,738.50	\$13,074.00	\$6,606.00	\$16,986.50	\$3,627.50	\$104,859.50	\$9,700.00	\$838.00	\$197,430.00
OHIO	\$197,429.00	\$67,650.50	\$21,518.00	\$17,347.00	\$576.50	\$195,685.00	\$14,486.00	\$47,712.00	\$562,404.00
TOTAL	\$285,070.50	\$102,093.00	\$33,805.50	\$42,961.00	\$5,404.00	\$331,197.50	\$24,186.00	\$48,894.50	\$873,612.00
02 CIRCUIT									
MARSHALL	\$11,239.50	\$8,997.00	\$16,554.50	\$6,868.50	\$0.00	\$22,826.00	\$0.00	\$1,188.00	\$67,673.50
TYLER	\$554.00	\$1,062.00	\$960.50	\$174.00	\$0.00	\$11,787.00	\$0.00	\$0.00	\$14,537.50
WETZEL	\$9,202.00	\$0.00	\$14,794.00	\$4,856.00	\$0.00	\$25,932.50	\$0.00	\$3,353.00	\$58,137.50
TOTAL	\$20,995.50	\$10,059.00	\$32,309.00	\$11,898.50	\$0.00	\$60,545.50	\$0.00	\$4,541.00	\$140,348.50
03 CIRCUIT									
DODDRIDGE	\$60,042.00	\$34,659.50	\$300.50	\$20,664.50	\$6,189.00	\$28,259.50	\$1,827.00	\$6,433.50	\$158,375.50
PLEASANTS	\$24,313.00	\$21,351.00	\$738.00	\$4,679.50	\$1,907.50	\$4,146.00	\$0.00	\$1,801.50	\$58,936.50
RITCHIE	\$70,118.00	\$32,712.50	\$331.50	\$13,685.50	\$1,721.50	\$48,532.50	\$0.00	\$4,626.00	\$171,727.50
TOTAL	\$154,473.00	\$88,723.00	\$1,370.00	\$39,029.50	\$9,818.00	\$80,938.00	\$1,827.00	\$12,861.00	\$389,039.50
04 CIRCUIT									
WIRT	\$15,685.50	\$11,260.00	\$0.00	\$10,056.00	\$186.00	\$4,855.00	\$7,385.50	\$3,194.00	\$52,622.00
WOOD	\$362,562.00	\$630,357.50	\$44,985.00	\$92,188.00	\$25,681.00	\$300,848.00	\$63,922.00	\$33,470.00	\$1,554,013.50
TOTAL	\$378,247.50	\$641,617.50	\$44,985.00	\$102,244.00	\$25,867.00	\$305,703.00	\$71,307.50	\$36,664.00	\$1,606,635.50
05 CIRCUIT									
CALHOUN	\$31,372.50	\$1,285.00	\$1,951.50	\$6,648.00	\$1,636.00	\$35,864.50	\$2,061.00	\$0.00	\$80,818.50
JACKSON	\$77,516.00	\$14,293.50	\$3,756.00	\$14,549.00	\$3,779.00	\$81,436.50	\$20,586.50	\$6,633.50	\$222,550.00
MASON	\$167,596.50	\$82,192.50	\$14,076.00	\$12,350.50	\$10,537.50	\$21,944.00	\$6,003.50	\$6,287.50	\$320,988.00
ROANE	\$71,820.50	\$10,562.50	\$1,669.50	\$2,917.50	\$2,865.00	\$58,874.00	\$3,685.00	\$506.00	\$152,900.00
TOTAL	\$348,305.50	\$108,333.50	\$21,453.00	\$36,465.00	\$18,817.50	\$198,119.00	\$32,336.00	\$13,427.00	\$777,256.50
06 CIRCUIT									
CABELL	\$224,288.00	\$38,437.50	\$69,189.50	\$74,490.00	\$10,926.50	\$155,003.50	\$87,278.50	\$10,209.00	\$669,822.50
TOTAL	\$224,288.00	\$38,437.50	\$69,189.50	\$74,490.00	\$10,926.50	\$155,003.50	\$87,278.50	\$10,209.00	\$669,822.50
07 CIRCUIT									
LOGAN	\$98,263.50	\$99,672.50	\$969.00	\$87,306.00	\$22,715.50	\$143,927.00	\$4,919.00	\$14,835.00	\$472,607.50
TOTAL	\$98,263.50	\$99,672.50	\$969.00	\$87,306.00	\$22,715.50	\$143,927.00	\$4,919.00	\$14,835.00	\$472,607.50

**WEST VIRGINIA PUBLIC DEFENDER SERVICES
APPOINTED COUNSEL FEES PAID BY CASE TYPE
FISCAL YEAR 2006**

CIRCUIT	FELONY	MISD	MENTAL HYGIENE	JUVENILE	PAROLE PROBAT REV	TERM ABUSE	HABEAS SUP. CT.	OTHER	TOTAL FEE
08 CIRCUIT									
MCDOWELL	\$118,123.00	\$24,473.00	\$2,869.00	\$14,687.50	\$1,750.00	\$76,326.00	\$61,338.50	\$407.50	\$299,974.50
TOTAL	\$118,123.00	\$24,473.00	\$2,869.00	\$14,687.50	\$1,750.00	\$76,326.00	\$61,338.50	\$407.50	\$299,974.50
09 CIRCUIT									
MERCER	\$252,061.00	\$52,599.00	\$4,549.00	\$20,634.50	\$11,230.00	\$140,957.50	\$19,154.40	\$2,981.50	\$504,166.90
TOTAL	\$252,061.00	\$52,599.00	\$4,549.00	\$20,634.50	\$11,230.00	\$140,957.50	\$19,154.40	\$2,981.50	\$504,166.90
10 CIRCUIT									
RALEIGH	\$125,034.50	\$34,011.00	\$2,885.00	\$14,270.50	\$3,412.50	\$252,601.00	\$895.50	\$4,529.00	\$437,639.00
TOTAL	\$125,034.50	\$34,011.00	\$2,885.00	\$14,270.50	\$3,412.50	\$252,601.00	\$895.50	\$4,529.00	\$437,639.00
11 CIRCUIT									
GREENBRIER	\$44,218.50	\$5,010.00	\$3,268.50	\$3,815.50	\$687.00	\$59,008.50	\$9,157.00	\$343.00	\$125,508.00
POCAHONTAS	\$37,573.50	\$2,659.00	\$1,177.50	\$1,750.50	\$1,464.00	\$24,556.00	\$2,142.00	\$788.50	\$72,111.00
TOTAL	\$81,792.00	\$7,669.00	\$4,446.00	\$5,566.00	\$2,151.00	\$83,564.50	\$11,299.00	\$1,131.50	\$197,619.00
12 CIRCUIT									
FAYETTE	\$62,239.00	\$9,462.50	\$0.00	\$792.00	\$0.00	\$41,071.00	\$3,555.50	\$4,859.50	\$121,979.50
TOTAL	\$62,239.00	\$9,462.50	\$0.00	\$792.00	\$0.00	\$41,071.00	\$3,555.50	\$4,859.50	\$121,979.50
13 CIRCUIT									
KANAWHA	\$331,725.50	\$171,607.00	\$136,802.00	\$67,879.00	\$9,130.50	\$283,095.50	\$30,673.00	\$8,164.00	\$1,039,076.50
TOTAL	\$331,725.50	\$171,607.00	\$136,802.00	\$67,879.00	\$9,130.50	\$283,095.50	\$30,673.00	\$8,164.00	\$1,039,076.50
14 CIRCUIT									
BRAXTON	\$67,906.00	\$44,072.50	\$2,346.00	\$37,702.50	\$5,447.00	\$44,098.00	\$2,915.50	\$4,025.50	\$208,513.00
CLAY	\$25,847.00	\$26,840.50	\$483.50	\$9,463.50	\$1,648.00	\$22,110.50	\$1,071.50	\$1,648.00	\$89,112.50
GILMER	\$27,546.50	\$12,101.00	\$615.00	\$4,627.50	\$147.00	\$15,561.50	\$1,366.00	\$2,976.50	\$64,941.00
WEBSTER	\$53,189.00	\$23,144.50	\$878.00	\$11,459.50	\$245.00	\$36,212.00	\$2,492.50	\$2,125.50	\$129,746.00
TOTAL	\$174,488.50	\$106,158.50	\$4,322.50	\$63,253.00	\$7,487.00	\$117,982.00	\$7,845.50	\$10,775.50	\$492,312.50
15 CIRCUIT									
HARRISON	\$100,362.95	\$48,686.00	\$5,045.00	\$25,828.00	\$5,251.00	\$102,177.50	\$29,403.50	\$2,220.50	\$318,974.45
TOTAL	\$100,362.95	\$48,686.00	\$5,045.00	\$25,828.00	\$5,251.00	\$102,177.50	\$29,403.50	\$2,220.50	\$318,974.45
16 CIRCUIT									
MARION	\$185,799.50	\$125,500.00	\$33,567.50	\$83,396.50	\$24,360.50	\$165,834.00	\$28,344.00	\$13,057.00	\$659,859.00
TOTAL	\$185,799.50	\$125,500.00	\$33,567.50	\$83,396.50	\$24,360.50	\$165,834.00	\$28,344.00	\$13,057.00	\$659,859.00

**WEST VIRGINIA PUBLIC DEFENDER SERVICES
APPOINTED COUNSEL FEES PAID BY CASE TYPE
FISCAL YEAR 2006**

CIRCUIT	FELONY	MISD	MENTAL HYGIENE	JUVENILE	PAROLE PROBAT REV	TERM ABUSE	HABEAS SUP. CT.	OTHER	TOTAL FEE
17 CIRCUIT									
MONONGALIA	\$314,453.50	\$154,065.50	\$34,032.50	\$61,589.50	\$16,006.00	\$131,580.00	\$1,737.00	\$18,108.50	\$731,572.50
TOTAL	\$314,453.50	\$154,065.50	\$34,032.50	\$61,589.50	\$16,006.00	\$131,580.00	\$1,737.00	\$18,108.50	\$731,572.50
18 CIRCUIT									
PRESTON	\$72,875.00	\$11,451.50	\$0.00	\$26,109.00	\$10,456.50	\$128,126.50	\$13,881.00	\$1,876.50	\$264,776.00
TOTAL	\$72,875.00	\$11,451.50	\$0.00	\$26,109.00	\$10,456.50	\$128,126.50	\$13,881.00	\$1,876.50	\$264,776.00
19 CIRCUIT									
BARBOUR	\$32,786.00	\$39,856.50	\$336.00	\$16,213.00	\$1,815.50	\$46,049.00	\$0.00	\$2,710.50	\$139,766.50
TAYLOR	\$26,930.50	\$33,876.50	\$2,907.00	\$29,791.50	\$6,491.50	\$53,104.00	\$1,251.00	\$2,591.00	\$156,943.00
TOTAL	\$59,716.50	\$73,733.00	\$3,243.00	\$46,004.50	\$8,307.00	\$99,153.00	\$1,251.00	\$5,301.50	\$296,709.50
20 CIRCUIT									
RANDOLPH	\$50,685.00	\$66,944.00	\$4,792.50	\$81,234.00	\$4,604.50	\$89,845.00	\$1,148.50	\$9,171.50	\$308,425.00
TOTAL	\$50,685.00	\$66,944.00	\$4,792.50	\$81,234.00	\$4,604.50	\$89,845.00	\$1,148.50	\$9,171.50	\$308,425.00
21 CIRCUIT									
GRANT	\$23,494.00	\$17,182.00	\$1,496.00	\$13,011.50	\$7,260.50	\$27,954.50	\$2,782.00	\$1,833.50	\$95,014.00
MINERAL	\$71,770.00	\$67,277.50	\$1,101.50	\$42,988.00	\$5,613.00	\$88,734.50	\$19,177.00	\$1,490.00	\$298,151.50
TUCKER	\$16,287.50	\$5,971.50	\$165.00	\$8,291.50	\$0.00	\$18,020.00	\$2,335.50	\$309.00	\$51,380.00
TOTAL	\$111,551.50	\$90,431.00	\$2,762.50	\$64,291.00	\$12,873.50	\$134,709.00	\$24,294.50	\$3,632.50	\$444,545.50
22 CIRCUIT									
HAMPSHIRE	\$46,617.00	\$51,330.50	\$1,184.00	\$14,290.50	\$3,633.50	\$31,683.50	\$13,196.00	\$3,544.50	\$165,479.50
HARDY	\$35,485.50	\$28,718.50	\$1,441.00	\$7,222.50	\$5,626.50	\$51,160.50	\$1,781.50	\$3,854.00	\$135,290.00
PENDLETON	\$33,585.50	\$7,310.50	\$261.00	\$4,039.00	\$2,362.50	\$3,325.50	\$1,496.50	\$1,230.50	\$53,611.00
TOTAL	\$115,688.00	\$87,359.50	\$2,886.00	\$25,552.00	\$11,622.50	\$86,169.50	\$16,474.00	\$8,629.00	\$354,380.50
23 CIRCUIT									
BERKELEY	\$136,549.00	\$32,364.50	\$0.00	\$35,514.00	\$3,435.00	\$312,509.00	\$31,827.00	\$3,420.50	\$555,619.00
JEFFERSON	\$24,501.00	\$9,181.50	\$0.00	\$24,326.50	\$1,888.00	\$191,046.00	\$12,643.50	\$5,598.50	\$269,185.00
MORGAN	\$30,356.00	\$13,387.50	\$0.00	\$3,462.50	\$3,381.00	\$65,116.50	\$9,495.00	\$1,476.00	\$126,674.50
TOTAL	\$191,406.00	\$54,933.50	\$0.00	\$63,303.00	\$8,704.00	\$568,671.50	\$53,965.50	\$10,495.00	\$951,478.50
24 CIRCUIT									
WAYNE	\$78,979.50	\$28,560.00	\$8,607.00	\$22,016.50	\$5,238.50	\$122,076.00	\$12,328.00	\$1,247.00	\$279,052.50
TOTAL	\$78,979.50	\$28,560.00	\$8,607.00	\$22,016.50	\$5,238.50	\$122,076.00	\$12,328.00	\$1,247.00	\$279,052.50

**WEST VIRGINIA PUBLIC DEFENDER SERVICES
APPOINTED COUNSEL FEES PAID BY CASE TYPE
FISCAL YEAR 2006**

CIRCUIT	FELONY	MISD	MENTAL HYGIENE	JUVENILE	PAROLE PROBAT REV	TERM ABUSE	HABEAS SUP. CT.	OTHER	TOTAL FEE
25 CIRCUIT									
BOONE	\$98,843.00	\$19,078.50	\$1,193.50	\$27,047.50	\$7,582.50	\$77,659.00	\$396.00	\$3,659.50	\$235,459.50
LINCOLN	\$56,737.00	\$17,016.00	\$6,893.50	\$42,358.50	\$4,848.00	\$70,865.00	\$12,292.00	\$4,790.00	\$215,800.00
TOTAL	\$155,580.00	\$36,094.50	\$8,087.00	\$69,406.00	\$12,430.50	\$148,524.00	\$12,688.00	\$8,449.50	\$451,259.50
26 CIRCUIT									
LEWIS	\$50,333.00	\$22,077.00	\$41,378.00	\$8,971.00	\$5,613.50	\$31,474.50	\$15,480.00	\$3,887.50	\$179,214.50
UPSHUR	\$68,125.50	\$28,610.50	\$1,867.50	\$34,777.00	\$6,155.00	\$62,780.00	\$7,341.50	\$2,751.50	\$212,408.50
TOTAL	\$118,458.50	\$50,687.50	\$43,245.50	\$43,748.00	\$11,768.50	\$94,254.50	\$22,821.50	\$6,639.00	\$391,623.00
27 CIRCUIT									
WYOMING	\$178,631.00	\$139,432.00	\$389.00	\$20,100.00	\$1,978.00	\$98,205.00	\$9,284.50	\$73.50	\$448,093.00
TOTAL	\$178,631.00	\$139,432.00	\$389.00	\$20,100.00	\$1,978.00	\$98,205.00	\$9,284.50	\$73.50	\$448,093.00
28 CIRCUIT									
NICHOLAS	\$38,527.00	\$6,301.00	\$366.00	\$6,200.50	\$1,730.00	\$45,304.00	\$10,357.00	\$1,483.00	\$110,268.50
TOTAL	\$38,527.00	\$6,301.00	\$366.00	\$6,200.50	\$1,730.00	\$45,304.00	\$10,357.00	\$1,483.00	\$110,268.50
29 CIRCUIT									
PUTNAM	\$148,359.50	\$137,238.50	\$7,079.50	\$56,713.00	\$13,077.00	\$38,593.00	\$7,479.50	\$8,714.50	\$417,254.50
TOTAL	\$148,359.50	\$137,238.50	\$7,079.50	\$56,713.00	\$13,077.00	\$38,593.00	\$7,479.50	\$8,714.50	\$417,254.50
30 CIRCUIT									
MINGO	\$87,098.60	\$24,769.50	\$3,838.00	\$25,151.00	\$2,476.00	\$215,234.00	\$10,787.50	\$6,885.50	\$376,240.10
TOTAL	\$87,098.60	\$24,769.50	\$3,838.00	\$25,151.00	\$2,476.00	\$215,234.00	\$10,787.50	\$6,885.50	\$376,240.10
31 CIRCUIT									
MONROE	\$37,896.00	\$16,025.50	\$932.50	\$6,558.00	\$616.00	\$20,771.50	\$4,110.50	\$0.00	\$86,910.00
SUMMERS	\$47,676.00	\$11,819.50	\$1,118.00	\$13,076.00	\$1,351.00	\$33,739.00	\$6,613.00	\$1,168.00	\$116,560.50
TOTAL	\$85,572.00	\$27,845.00	\$2,050.50	\$19,634.00	\$1,967.00	\$54,510.50	\$10,723.50	\$1,168.00	\$203,470.50
STATE TOTAL	\$4,748,851.05	\$2,658,948.00	\$519,946.00	\$1,321,753.00	\$281,560.50	\$4,593,998.00	\$623,583.90	\$281,432.00	\$15,030,072.45

**APPOINTED COUNSEL EXPENSES PAID
BY CASE TYPE**

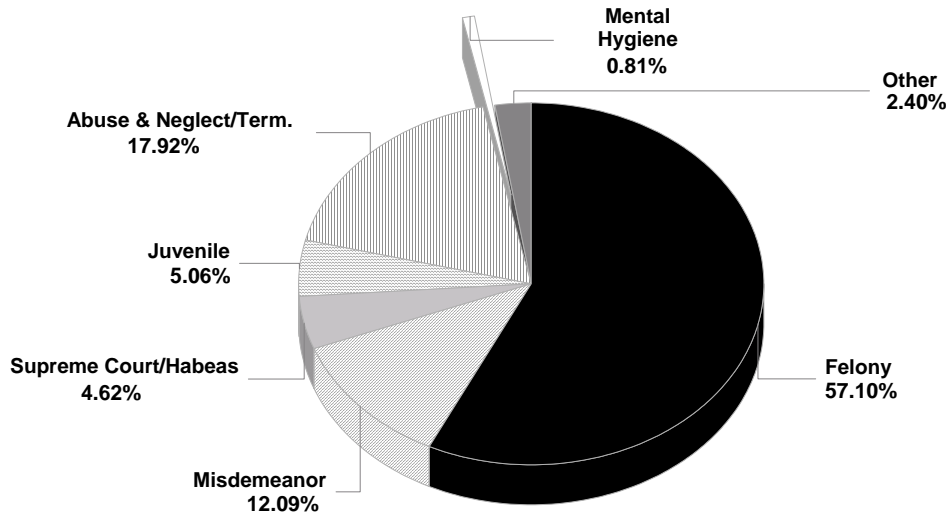
**APPOINTED COUNSEL EXPENSES PAID IN FY 2006
INCLUDING DIRECT EXPENSES PAID**

Felony	\$999,155.51
Misdemeanor	\$211,556.64
Supreme Court/Habeas	\$80,822.58
Juvenile	\$88,494.79
Abuse & Neglect/Term.	\$313,620.37
Mental Hygiene	\$14,169.76
Other	\$41,906.17

Parole/Probation Rev., Mag. Ct. Appeal, Mandamus/Prohibition, Extradition, Contempt, Fugitive, Other
--

TOTAL EXPENSES PAID	\$1,749,725.82
----------------------------	-----------------------

**APPOINTED COUNSEL EXPENSES PAID FY 2006
BY CASE TYPE**



**WEST VIRGINIA PUBLIC DEFENDER SERVICES
APPOINTED COUNSEL EXPENSES PAID BY CASE TYPE
FISCAL YEAR 2006**

CIRCUIT	FELONY	MISD	MENTAL HYGIENE	JUVENILE	PAROLE PROBAT REV	TERM ABUSE	HABEAS SUP. CT.	OTHER	TOTAL EXPENSES
01 CIRCUIT	\$54,815.58	\$3,688.16	\$500.04	\$1,384.49	\$245.63	\$31,607.12	\$1,004.92	\$1,367.81	\$94,613.75
02 CIRCUIT	\$3,089.29	\$145.93	\$1,494.24	\$2,268.28	\$0.00	\$1,832.51	\$0.00	\$5.60	\$8,835.85
03 CIRCUIT	\$30,651.51	\$13,774.42	\$66.29	\$2,702.77	\$1,308.70	\$7,117.11	\$1,358.17	\$541.49	\$57,520.46
04 CIRCUIT	\$140,484.61	\$86,512.91	\$2,278.48	\$13,065.92	\$2,562.10	\$66,783.08	\$6,649.97	\$4,893.38	\$323,230.45
05 CIRCUIT	\$48,524.74	\$5,896.41	\$350.58	\$1,158.98	\$1,750.75	\$9,598.05	\$2,276.40	\$774.87	\$70,330.78
06 CIRCUIT	\$82,508.29	\$572.19	\$785.94	\$3,844.56	\$334.24	\$5,300.26	\$8,853.05	\$1,035.70	\$103,234.23
07 CIRCUIT	\$12,712.26	\$1,888.61	\$0.00	\$1,604.58	\$2,332.05	\$4,147.06	\$229.07	\$506.75	\$23,420.38
08 CIRCUIT	\$6,751.65	\$476.53	\$0.00	\$1,047.50	\$15.73	\$557.80	\$4,374.87	\$0.00	\$13,224.08
09 CIRCUIT	\$76,436.21	\$3,711.91	\$104.58	\$6,816.65	\$344.57	\$6,470.02	\$4,870.13	\$499.42	\$99,253.49
10 CIRCUIT	\$47,428.03	\$3,419.08	\$38.59	\$1,132.72	\$766.39	\$9,476.59	\$113.31	\$219.20	\$62,593.91
11 CIRCUIT	\$9,666.58	\$216.84	\$50.08	\$65.86	\$1.10	\$1,163.11	\$2,151.68	\$0.00	\$13,315.25
12 CIRCUIT	\$4,595.93	\$317.61	\$0.00	\$20.66	\$0.00	\$811.86	\$52.63	\$431.60	\$6,230.29
13 CIRCUIT	\$55,035.05	\$3,346.29	\$3,374.80	\$1,051.32	\$65.24	\$16,823.25	\$8,664.69	\$178.04	\$88,538.68
14 CIRCUIT	\$49,496.96	\$9,073.07	\$103.88	\$9,794.29	\$1,094.65	\$10,268.96	\$595.11	\$829.23	\$81,256.15
15 CIRCUIT	\$22,122.42	\$1,852.31	\$46.05	\$355.56	\$218.87	\$4,693.40	\$2,520.12	\$108.78	\$31,917.51
16 CIRCUIT	\$34,463.46	\$2,896.50	\$239.07	\$2,659.40	\$2,573.67	\$12,481.77	\$13,855.89	\$2,223.72	\$71,393.48
17 CIRCUIT	\$41,576.06	\$3,479.76	\$391.26	\$7,090.17	\$2,672.25	\$10,031.83	\$0.00	\$779.79	\$66,021.12
18 CIRCUIT	\$18,249.10	\$1,110.08	\$0.00	\$1,783.21	\$872.78	\$15,200.74	\$708.04	\$29.83	\$37,953.78
19 CIRCUIT	\$2,387.43	\$847.08	\$41.21	\$400.42	\$157.71	\$1,521.14	\$0.00	\$26.88	\$5,381.87
20 CIRCUIT	\$5,364.38	\$4,265.55	\$0.00	\$2,279.34	\$251.05	\$2,472.90	\$89.44	\$314.57	\$15,037.23
21 CIRCUIT	\$14,136.65	\$4,717.34	\$8.00	\$3,163.45	\$497.11	\$6,846.60	\$1,323.24	\$61.99	\$30,754.38
22 CIRCUIT	\$14,450.01	\$1,817.50	\$0.10	\$386.46	\$151.63	\$7,939.57	\$1,491.42	\$325.20	\$26,561.89
23 CIRCUIT	\$86,657.46	\$2,026.64	\$0.00	\$10,448.33	\$421.59	\$38,861.83	\$8,885.03	\$225.57	\$147,526.45
24 CIRCUIT	\$13,531.96	\$2,966.47	\$258.64	\$1,230.50	\$1,004.93	\$7,779.26	\$512.47	\$77.70	\$27,361.93
25 CIRCUIT	\$23,057.95	\$1,530.76	\$837.88	\$2,699.54	\$171.67	\$9,198.74	\$1,660.20	\$319.57	\$39,476.31
26 CIRCUIT	\$13,539.78	\$2,819.23	\$2,431.54	\$1,735.66	\$742.93	\$5,730.89	\$4,346.97	\$600.27	\$31,947.27
27 CIRCUIT	\$42,911.04	\$39,468.11	\$12.93	\$3,318.55	\$1,975.57	\$4,931.11	\$1,310.77	\$648.36	\$94,576.44
28 CIRCUIT	\$3,918.37	\$386.12	\$24.30	\$33.63	\$166.65	\$2,100.35	\$427.83	\$6.00	\$7,063.25
29 CIRCUIT	\$11,621.63	\$4,185.15	\$405.65	\$2,771.12	\$1,001.21	\$2,205.56	\$983.76	\$472.87	\$23,646.95
30 CIRCUIT	\$6,229.12	\$953.24	\$20.00	\$67.31	\$131.61	\$4,538.86	\$380.97	\$343.76	\$12,664.87
31 CIRCUIT	\$22,742.00	\$3,194.84	\$305.63	\$2,113.56	\$74.30	\$5,129.04	\$1,132.43	\$151.54	\$34,843.34
STATE TOTAL	\$999,155.51	\$211,556.64	\$14,169.76	\$88,494.79	\$23,906.68	\$313,620.37	\$80,822.58	\$17,999.49	\$1,749,725.82

**WEST VIRGINIA PUBLIC DEFENDER SERVICES
APPOINTED COUNSEL EXPENSES PAID BY CASE TYPE
FISCAL YEAR 2006**

CIRCUIT	FELONY	MISD	MENTAL HYGIENE	JUVENILE	PAROLE PROBAT REV	TERM ABUSE	HABEAS SUP. CT.	OTHER	TOTAL EXPENSES
01 CIRCUIT									
BROOKE	4,348.41	1,257.50	235.54	398.02	58.38	7,569.20	0.00	17.05	13,884.10
HANCOCK	8,067.04	720.20	222.50	686.77	169.55	12,225.74	227.86	15.00	22,334.66
OHIO	42,400.13	1,710.46	42.00	299.70	17.70	11,812.18	777.06	1,335.76	58,394.99
TOTAL	\$54,815.58	\$3,688.16	\$500.04	\$1,384.49	\$245.63	\$31,607.12	\$1,004.92	\$1,367.81	\$94,613.75
02 CIRCUIT									
MARSHALL	184.89	117.81	103.17	174.41	0.00	263.83	0.00	0.00	844.11
TYLER	0.00	28.12	100.92	12.94	0.00	506.09	0.00	0.00	648.07
WETZEL	2,904.40	0.00	1,290.15	2,080.93	0.00	1,062.59	0.00	5.60	7,343.67
TOTAL	\$3,089.29	\$145.93	\$1,494.24	\$2,268.28	\$0.00	\$1,832.51	\$0.00	\$5.60	\$8,835.85
03 CIRCUIT									
DODDRIDGE	13,161.64	5,710.51	32.27	1,110.35	1,023.36	3,250.52	1,358.17	392.40	26,039.22
PLEASANTS	3,611.73	3,778.26	34.02	577.36	128.74	831.85	0.00	83.79	9,045.75
RITCHIE	13,878.14	4,285.65	0.00	1,015.06	156.60	3,034.74	0.00	65.30	22,435.49
TOTAL	\$30,651.51	\$13,774.42	\$66.29	\$2,702.77	\$1,308.70	\$7,117.11	\$1,358.17	\$541.49	\$57,520.46
04 CIRCUIT									
WIRT	4,580.75	984.75	0.00	2,276.25	20.55	861.58	315.18	308.85	9,347.91
WOOD	135,903.86	85,528.16	2,278.48	10,789.67	2,541.55	65,921.50	6,334.79	4,584.53	313,882.54
TOTAL	\$140,484.61	\$86,512.91	\$2,278.48	\$13,065.92	\$2,562.10	\$66,783.08	\$6,649.97	\$4,893.38	\$323,230.45
05 CIRCUIT									
CALHOUN	6,634.14	199.19	24.00	290.18	64.26	874.59	15.27	0.00	8,101.63
JACKSON	5,520.99	1,186.57	324.55	421.62	305.11	5,648.41	1,053.48	618.69	15,079.42
MASON	18,847.80	3,796.04	0.00	445.56	1,152.02	878.64	545.71	127.53	25,793.30
ROANE	17,521.81	714.61	2.03	1.62	229.36	2,196.41	661.94	28.65	21,356.43
TOTAL	\$48,524.74	\$5,896.41	\$350.58	\$1,158.98	\$1,750.75	\$9,598.05	\$2,276.40	\$774.87	\$70,330.78
06 CIRCUIT									
CABELL	82,508.29	572.19	785.94	3,844.56	334.24	5,300.26	8,853.05	1,035.70	103,234.23
TOTAL	\$82,508.29	\$572.19	\$785.94	\$3,844.56	\$334.24	\$5,300.26	\$8,853.05	\$1,035.70	\$103,234.23
07 CIRCUIT									
LOGAN	12,712.26	1,888.61	0.00	1,604.58	2,332.05	4,147.06	229.07	506.75	23,420.38
TOTAL	\$12,712.26	\$1,888.61	\$0.00	\$1,604.58	\$2,332.05	\$4,147.06	\$229.07	\$506.75	\$23,420.38

**WEST VIRGINIA PUBLIC DEFENDER SERVICES
APPOINTED COUNSEL EXPENSES PAID BY CASE TYPE
FISCAL YEAR 2006**

CIRCUIT	FELONY	MISD	MENTAL HYGIENE	JUVENILE	PAROLE PROBAT REV	TERM ABUSE	HABEAS SUP. CT.	OTHER	TOTAL EXPENSES
08 CIRCUIT									
MCDOWELL	6,751.65	476.53	0.00	1,047.50	15.73	557.80	4,374.87	0.00	13,224.08
TOTAL	\$6,751.65	\$476.53	\$0.00	\$1,047.50	\$15.73	\$557.80	\$4,374.87	\$0.00	\$13,224.08
09 CIRCUIT									
MERCER	76,436.21	3,711.91	104.58	6,816.65	344.57	6,470.02	4,870.13	499.42	99,253.49
TOTAL	\$76,436.21	\$3,711.91	\$104.58	\$6,816.65	\$344.57	\$6,470.02	\$4,870.13	\$499.42	\$99,253.49
10 CIRCUIT									
RALEIGH	47,428.03	3,419.08	38.59	1,132.72	766.39	9,476.59	113.31	219.20	62,593.91
TOTAL	\$47,428.03	\$3,419.08	\$38.59	\$1,132.72	\$766.39	\$9,476.59	\$113.31	\$219.20	\$62,593.91
11 CIRCUIT									
GREENBRIER	8,194.59	116.34	28.08	65.86	1.10	853.74	2,151.68	0.00	11,411.39
POCAHONTAS	1,471.99	100.50	22.00	0.00	0.00	309.37	0.00	0.00	1,903.86
TOTAL	\$9,666.58	\$216.84	\$50.08	\$65.86	\$1.10	\$1,163.11	\$2,151.68	\$0.00	\$13,315.25
12 CIRCUIT									
FAYETTE	4,595.93	317.61	0.00	20.66	0.00	811.86	52.63	431.60	6,230.29
TOTAL	\$4,595.93	\$317.61	\$0.00	\$20.66	\$0.00	\$811.86	\$52.63	\$431.60	\$6,230.29
13 CIRCUIT									
KANAWHA	55,035.05	3,346.29	3,374.80	1,051.32	65.24	16,823.25	8,664.69	178.04	88,538.68
TOTAL	\$55,035.05	\$3,346.29	\$3,374.80	\$1,051.32	\$65.24	\$16,823.25	\$8,664.69	\$178.04	\$88,538.68
14 CIRCUIT									
BRAXTON	18,247.70	5,131.05	37.25	5,629.03	637.69	4,326.77	36.90	688.26	34,734.65
CLAY	5,048.78	1,949.53	66.63	3,107.88	177.42	1,398.34	306.52	67.18	12,122.28
GILMER	7,742.03	1,171.23	0.00	182.56	14.02	1,808.86	3.00	45.32	10,967.02
WEBSTER	18,458.45	821.26	0.00	874.82	265.52	2,734.99	248.69	28.47	23,432.20
TOTAL	\$49,496.96	\$9,073.07	\$103.88	\$9,794.29	\$1,094.65	\$10,268.96	\$595.11	\$829.23	\$81,256.15
15 CIRCUIT									
HARRISON	22,122.42	1,852.31	46.05	355.56	218.87	4,693.40	2,520.12	108.78	31,917.51
TOTAL	\$22,122.42	\$1,852.31	\$46.05	\$355.56	\$218.87	\$4,693.40	\$2,520.12	\$108.78	\$31,917.51
16 CIRCUIT									
MARION	34,463.46	2,896.50	239.07	2,659.40	2,573.67	12,481.77	13,855.89	2,223.72	71,393.48
TOTAL	\$34,463.46	\$2,896.50	\$239.07	\$2,659.40	\$2,573.67	\$12,481.77	\$13,855.89	\$2,223.72	\$71,393.48

**WEST VIRGINIA PUBLIC DEFENDER SERVICES
APPOINTED COUNSEL EXPENSES PAID BY CASE TYPE
FISCAL YEAR 2006**

CIRCUIT	FELONY	MISD	MENTAL HYGIENE	JUVENILE	PAROLE PROBAT REV	TERM ABUSE	HABEAS SUP. CT.	OTHER	TOTAL EXPENSES
17 CIRCUIT									
MONONGALIA	41,576.06	3,479.76	391.26	7,090.17	2,672.25	10,031.83	0.00	779.79	66,021.12
TOTAL	\$41,576.06	\$3,479.76	\$391.26	\$7,090.17	\$2,672.25	\$10,031.83	\$0.00	\$779.79	\$66,021.12
18 CIRCUIT									
PRESTON	18,249.10	1,110.08	0.00	1,783.21	872.78	15,200.74	708.04	29.83	37,953.78
TOTAL	\$18,249.10	\$1,110.08	\$0.00	\$1,783.21	\$872.78	\$15,200.74	\$708.04	\$29.83	\$37,953.78
19 CIRCUIT									
BARBOUR	2,013.72	667.20	2.04	294.27	19.35	680.57	0.00	22.54	3,699.69
TAYLOR	373.71	179.88	39.17	106.15	138.36	840.57	0.00	4.34	1,682.18
TOTAL	\$2,387.43	\$847.08	\$41.21	\$400.42	\$157.71	\$1,521.14	\$0.00	\$26.88	\$5,381.87
20 CIRCUIT									
RANDOLPH	5,364.38	4,265.55	0.00	2,279.34	251.05	2,472.90	89.44	314.57	15,037.23
TOTAL	\$5,364.38	\$4,265.55	\$0.00	\$2,279.34	\$251.05	\$2,472.90	\$89.44	\$314.57	\$15,037.23
21 CIRCUIT									
GRANT	6,447.90	178.44	7.20	89.86	268.38	3,481.27	26.88	0.00	10,499.93
MINERAL	4,478.44	3,888.46	0.80	2,199.71	228.73	2,227.86	1,173.85	12.05	14,209.90
TUCKER	3,210.31	650.44	0.00	873.88	0.00	1,137.47	122.51	49.94	6,044.55
TOTAL	\$14,136.65	\$4,717.34	\$8.00	\$3,163.45	\$497.11	\$6,846.60	\$1,323.24	\$61.99	\$30,754.38
22 CIRCUIT									
HAMPSHIRE	4,986.40	1,387.34	0.10	370.37	5.29	5,128.41	1,213.22	243.73	13,334.86
HARDY	5,015.05	413.51	0.00	16.09	116.89	2,808.56	37.50	81.47	8,489.07
PENDLETON	4,448.56	16.65	0.00	0.00	29.45	2.60	240.70	0.00	4,737.96
TOTAL	\$14,450.01	\$1,817.50	\$0.10	\$386.46	\$151.63	\$7,939.57	\$1,491.42	\$325.20	\$26,561.89
23 CIRCUIT									
BERKELEY	45,523.91	669.60	0.00	6,900.11	307.02	15,243.51	6,546.67	77.92	75,268.74
JEFFERSON	34,613.51	455.78	0.00	1,442.44	73.25	19,977.30	1,905.49	74.70	58,542.47
MORGAN	6,520.04	901.26	0.00	2,105.78	41.32	3,641.02	432.87	72.95	13,715.24
TOTAL	\$86,657.46	\$2,026.64	\$0.00	\$10,448.33	\$421.59	\$38,861.83	\$8,885.03	\$225.57	\$147,526.45
24 CIRCUIT									
WAYNE	13,531.96	2,966.47	258.64	1,230.50	1,004.93	7,779.26	512.47	77.70	27,361.93
TOTAL	\$13,531.96	\$2,966.47	\$258.64	\$1,230.50	\$1,004.93	\$7,779.26	\$512.47	\$77.70	\$27,361.93

**WEST VIRGINIA PUBLIC DEFENDER SERVICES
APPOINTED COUNSEL EXPENSES PAID BY CASE TYPE
FISCAL YEAR 2006**

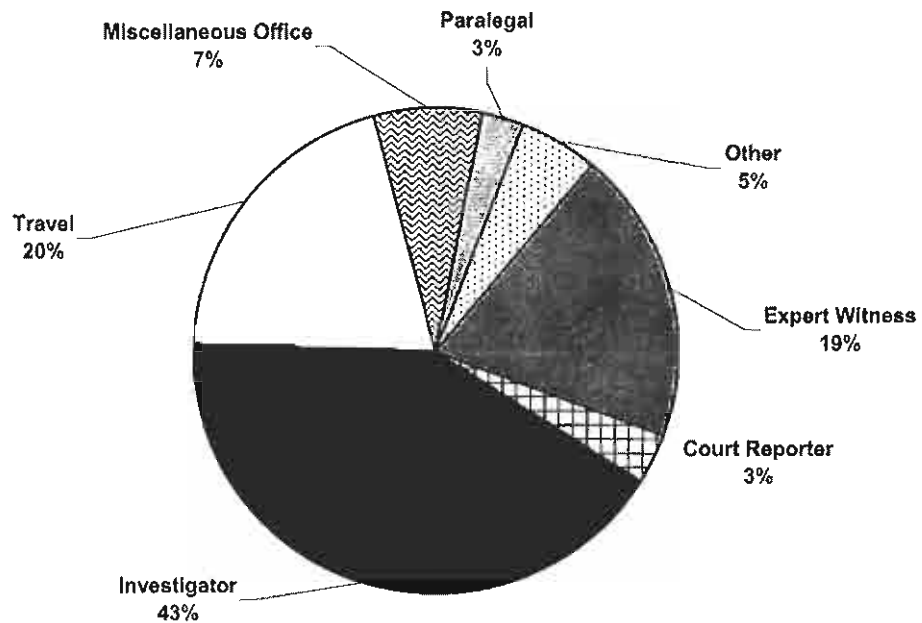
CIRCUIT	FELONY	MISD	MENTAL HYGIENE	JUVENILE	PAROLE PROBAT REV	TERM ABUSE	HABEAS SUP. CT.	OTHER	TOTAL EXPENSES
25 CIRCUIT									
BOONE	15,811.70	685.09	36.21	481.64	20.80	6,782.60	291.90	55.69	24,165.63
LINCOLN	7,246.25	845.67	801.67	2,217.90	150.87	2,416.14	1,368.30	263.88	15,310.68
TOTAL	\$23,057.95	\$1,530.76	\$837.88	\$2,699.54	\$171.67	\$9,198.74	\$1,660.20	\$319.57	\$39,476.31
26 CIRCUIT									
LEWIS	7,353.24	1,533.64	2,418.89	474.72	514.76	4,415.98	3,600.86	313.27	20,625.36
UPSHUR	6,186.54	1,285.59	12.65	1,260.94	228.17	1,314.91	746.11	287.00	11,321.91
TOTAL	\$13,539.78	\$2,819.23	\$2,431.54	\$1,735.66	\$742.93	\$5,730.89	\$4,346.97	\$600.27	\$31,947.27
27 CIRCUIT									
WYOMING	42,911.04	39,468.11	12.93	3,318.55	1,975.57	4,931.11	1,310.77	648.36	94,576.44
TOTAL	\$42,911.04	\$39,468.11	\$12.93	\$3,318.55	\$1,975.57	\$4,931.11	\$1,310.77	\$648.36	\$94,576.44
28 CIRCUIT									
NICHOLAS	3,918.37	386.12	24.30	33.63	166.65	2,100.35	427.83	6.00	7,063.25
TOTAL	\$3,918.37	\$386.12	\$24.30	\$33.63	\$166.65	\$2,100.35	\$427.83	\$6.00	\$7,063.25
29 CIRCUIT									
PUTNAM	11,621.63	4,185.15	405.65	2,771.12	1,001.21	2,205.56	983.76	472.87	23,646.95
TOTAL	\$11,621.63	\$4,185.15	\$405.65	\$2,771.12	\$1,001.21	\$2,205.56	\$983.76	\$472.87	\$23,646.95
30 CIRCUIT									
MINGO	6,229.12	953.24	20.00	67.31	131.61	4,538.86	380.97	343.76	12,664.87
TOTAL	\$6,229.12	\$953.24	\$20.00	\$67.31	\$131.61	\$4,538.86	\$380.97	\$343.76	\$12,664.87
31 CIRCUIT									
MONROE	7,526.56	2,475.02	146.19	978.24	31.72	1,742.05	350.74	0.00	13,250.52
SUMMERS	15,215.44	719.82	159.44	1,135.32	42.58	3,386.99	781.69	151.54	21,592.82
TOTAL	\$22,742.00	\$3,194.84	\$305.63	\$2,113.56	\$74.30	\$5,129.04	\$1,132.43	\$151.54	\$34,843.34
TOTAL	\$999,155.51	\$211,556.64	\$14,169.76	\$88,494.79	\$23,906.68	\$313,620.37	\$80,822.58	\$17,999.49	\$1,749,725.82

**APPOINTED COUNSEL EXPENSES PAID
BY CATEGORY**

Appointed Counsel Expenses by Category for FY 2006

Expert Witness	\$338,448.66
Court Reporter	\$61,027.03
Investigator	\$728,821.80
Travel	\$352,890.37
Miscellaneous Office	\$128,061.92
Paralegal	\$46,750.80
Other	\$93,725.24
Total Expenses	\$1,749,725.82

APPOINTED COUNSEL EXPENSES BY CATEGORY FOR FY 2006



**WEST VIRGINIA PUBLIC DEFENDER SERVICES
TOTAL EXPENSES BY CATEGORY
FISCAL YEAR 2006**

CIRCUIT COUNTY	EXPERT WITNESS	COURT REPORTER	INVESTIGATOR	TRAVEL	MISC OFFICE	PARALEGAL	OTHER	EXPENSE TOTAL
01 CIRCUIT	\$32,982.76	\$5,847.13	\$14,565.12	\$15,706.00	\$10,176.05	\$48.00	\$15,288.69	\$94,613.75
02 CIRCUIT	\$1,775.00	\$40.00	\$1,681.99	\$3,863.85	\$549.21	\$0.00	\$925.80	\$8,835.85
03 CIRCUIT	\$2,506.59	\$546.70	\$31,720.74	\$18,659.97	\$2,665.97	\$372.00	\$1,048.49	\$57,520.46
04 CIRCUIT	\$17,772.75	\$5,012.28	\$238,361.12	\$45,071.48	\$9,431.02	\$2,718.17	\$4,863.63	\$323,230.45
05 CIRCUIT	\$6,452.50	\$2,839.25	\$26,665.07	\$28,827.91	\$5,546.05	\$0.00	\$0.00	\$70,330.78
06 CIRCUIT	\$13,442.67	\$5,483.15	\$58,159.74	\$11,355.44	\$5,205.35	\$8,387.52	\$1,200.36	\$103,234.23
07 CIRCUIT	\$6,816.00	\$5,337.90	\$2,626.92	\$668.49	\$4,802.29	\$1,421.48	\$1,747.30	\$23,420.38
08 CIRCUIT	\$0.00	\$596.65	\$8,360.07	\$2,190.04	\$1,671.06	\$230.00	\$176.26	\$13,224.08
09 CIRCUIT	\$34,398.32	\$1,756.95	\$32,505.87	\$13,312.91	\$5,796.03	\$1,116.93	\$10,366.48	\$99,253.49
10 CIRCUIT	\$13,272.00	\$331.10	\$38,670.83	\$3,141.62	\$2,377.56	\$3,710.00	\$1,090.80	\$62,593.91
11 CIRCUIT	\$2,400.00	\$1,124.20	\$3,804.16	\$5,568.19	\$326.74	\$76.00	\$15.96	\$13,315.25
12 CIRCUIT	\$0.00	\$770.00	\$440.00	\$3,020.22	\$1,399.27	\$200.00	\$400.80	\$6,230.29
13 CIRCUIT	\$10,405.00	\$450.95	\$46,916.40	\$9,606.84	\$9,345.47	\$3,714.40	\$8,099.62	\$88,538.68
14 CIRCUIT	\$17,883.26	\$2,565.45	\$19,411.38	\$35,678.31	\$4,204.76	\$1,072.10	\$440.89	\$81,256.15
15 CIRCUIT	\$14,532.50	\$196.35	\$6,904.36	\$3,903.63	\$4,293.63	\$488.00	\$1,599.04	\$31,917.51
16 CIRCUIT	\$29,099.38	\$1,470.95	\$22,629.49	\$10,620.93	\$4,203.66	\$120.00	\$3,249.07	\$71,393.48
17 CIRCUIT	\$19,494.00	\$1,665.65	\$11,763.77	\$17,282.39	\$6,565.92	\$0.00	\$9,249.39	\$66,021.12
18 CIRCUIT	\$16,144.21	\$1,090.55	\$5,562.78	\$9,324.68	\$2,716.55	\$0.00	\$3,115.01	\$37,953.78
19 CIRCUIT	\$0.00	\$159.00	\$1,371.94	\$1,963.34	\$1,887.59	\$0.00	\$0.00	\$5,381.87
20 CIRCUIT	\$772.50	\$10.00	\$3,374.25	\$4,375.28	\$3,335.51	\$2,682.00	\$487.69	\$15,037.23
21 CIRCUIT	\$13,755.00	\$352.60	\$3,223.55	\$8,290.46	\$3,428.77	\$334.00	\$1,370.00	\$30,754.38
22 CIRCUIT	\$15,203.38	\$0.00	\$1,086.48	\$5,069.83	\$3,099.45	\$1,437.71	\$665.04	\$26,561.89
23 CIRCUIT	\$56,415.84	\$6,907.90	\$28,710.03	\$20,723.70	\$14,542.69	\$1,204.00	\$19,022.29	\$147,526.45
24 CIRCUIT	\$0.00	\$246.40	\$2,798.72	\$10,744.27	\$1,828.39	\$11,334.95	\$409.20	\$27,361.93
25 CIRCUIT	\$3,987.50	\$10,307.30	\$11,221.53	\$8,152.58	\$1,757.41	\$1,009.00	\$3,040.99	\$39,476.31
26 CIRCUIT	\$1,250.00	\$935.50	\$7,190.52	\$14,432.70	\$6,009.43	\$59.40	\$2,069.72	\$31,947.27
27 CIRCUIT	\$0.00	\$205.35	\$80,943.13	\$4,668.54	\$2,075.64	\$4,961.00	\$1,722.78	\$94,576.44
28 CIRCUIT	\$0.00	\$17.00	\$2,787.24	\$2,625.57	\$1,334.01	\$0.00	\$299.43	\$7,063.25
29 CIRCUIT	\$0.00	\$3,384.92	\$6,238.95	\$10,275.05	\$3,277.60	\$14.14	\$456.29	\$23,646.95
30 CIRCUIT	\$0.00	\$1,106.35	\$601.16	\$9,155.80	\$1,801.56	\$0.00	\$0.00	\$12,664.87
31 CIRCUIT	\$7,687.50	\$269.50	\$8,524.49	\$14,610.35	\$2,407.28	\$40.00	\$1,304.22	\$34,843.34
STATE TOTAL	\$338,448.66	\$61,027.03	\$728,821.80	\$352,890.37	\$128,061.92	\$46,750.80	\$93,725.24	\$1,749,725.82

**WEST VIRGINIA PUBLIC DEFENDER SERVICES
TOTAL EXPENSES BY CATEGORY
FISCAL YEAR 2006**

CIRCUIT COUNTY	EXPERT WITNESS	COURT REPORTER	INVESTIGATOR	TRAVEL	MISC OFFICE	PARALEGAL	OTHER	EXPENSE TOTAL
01 CIRCUIT								
BROOKE	\$8,525.00	\$10.00	\$0.00	\$4,123.86	\$650.56	\$0.00	\$574.68	\$13,884.10
HANCOCK	\$8,824.06	\$926.45	\$0.00	\$7,085.77	\$2,414.54	\$0.00	\$3,083.84	\$22,334.66
OHIO	\$15,633.70	\$4,910.68	\$14,565.12	\$4,496.37	\$7,110.95	\$48.00	\$11,630.17	\$58,394.99
TOTAL	\$32,982.76	\$5,847.13	\$14,565.12	\$15,706.00	\$10,176.05	\$48.00	\$15,288.69	\$94,613.75
02 CIRCUIT								
MARSHALL	\$0.00	\$40.00	\$0.00	\$550.83	\$253.28	\$0.00	\$0.00	\$844.11
TYLER	\$0.00	\$0.00	\$0.00	\$617.58	\$30.49	\$0.00	\$0.00	\$648.07
WETZEL	\$1,775.00	\$0.00	\$1,681.99	\$2,695.44	\$265.44	\$0.00	\$925.80	\$7,343.67
TOTAL	\$1,775.00	\$40.00	\$1,681.99	\$3,863.85	\$549.21	\$0.00	\$925.80	\$8,835.85
03 CIRCUIT								
DODDRIDGE	\$856.59	\$0.00	\$15,063.55	\$9,090.44	\$1,028.64	\$0.00	\$0.00	\$26,039.22
PLEASANTS	\$0.00	\$0.00	\$4,601.78	\$3,279.51	\$1,164.46	\$0.00	\$0.00	\$9,045.75
RITCHIE	\$1,650.00	\$546.70	\$12,055.41	\$6,290.02	\$472.87	\$372.00	\$1,048.49	\$22,435.49
TOTAL	\$2,506.59	\$546.70	\$31,720.74	\$18,659.97	\$2,665.97	\$372.00	\$1,048.49	\$57,520.46
04 CIRCUIT								
WIRT	\$1,487.50	\$0.00	\$4,130.90	\$3,281.41	\$289.70	\$83.40	\$75.00	\$9,347.91
WOOD	\$16,285.25	\$5,012.28	\$234,230.22	\$41,790.07	\$9,141.32	\$2,634.77	\$4,788.63	\$313,882.54
TOTAL	\$17,772.75	\$5,012.28	\$238,361.12	\$45,071.48	\$9,431.02	\$2,718.17	\$4,863.63	\$323,230.45
05 CIRCUIT								
CALHOUN	\$1,625.00	\$434.35	\$3,227.61	\$2,757.03	\$57.64	\$0.00	\$0.00	\$8,101.63
JACKSON	\$1,190.00	\$278.50	\$280.44	\$11,726.50	\$1,603.98	\$0.00	\$0.00	\$15,079.42
MASON	\$637.50	\$1,348.15	\$10,974.81	\$9,174.41	\$3,658.43	\$0.00	\$0.00	\$25,793.30
ROANE	\$3,000.00	\$778.25	\$12,182.21	\$5,169.97	\$226.00	\$0.00	\$0.00	\$21,356.43
TOTAL	\$6,452.50	\$2,839.25	\$26,665.07	\$28,827.91	\$5,546.05	\$0.00	\$0.00	\$70,330.78
06 CIRCUIT								
CABELL	\$13,442.67	\$5,483.15	\$58,159.74	\$11,355.44	\$5,205.35	\$8,387.52	\$1,200.36	\$103,234.23
TOTAL	\$13,442.67	\$5,483.15	\$58,159.74	\$11,355.44	\$5,205.35	\$8,387.52	\$1,200.36	\$103,234.23
07 CIRCUIT								
LOGAN	\$6,816.00	\$5,337.90	\$2,626.92	\$668.49	\$4,802.29	\$1,421.48	\$1,747.30	\$23,420.38
TOTAL	\$6,816.00	\$5,337.90	\$2,626.92	\$668.49	\$4,802.29	\$1,421.48	\$1,747.30	\$23,420.38

**WEST VIRGINIA PUBLIC DEFENDER SERVICES
TOTAL EXPENSES BY CATEGORY
FISCAL YEAR 2006**

CIRCUIT COUNTY	EXPERT WITNESS	COURT REPORTER	INVESTIGATOR	TRAVEL	MISC OFFICE	PARALEGAL	OTHER	EXPENSE TOTAL
08 CIRCUIT								
MCDOWELL	\$0.00	\$596.65	\$8,360.07	\$2,190.04	\$1,671.06	\$230.00	\$176.26	\$13,224.08
TOTAL	\$0.00	\$596.65	\$8,360.07	\$2,190.04	\$1,671.06	\$230.00	\$176.26	\$13,224.08
09 CIRCUIT								
MERCER	\$34,398.32	\$1,756.95	\$32,505.87	\$13,312.91	\$5,796.03	\$1,116.93	\$10,366.48	\$99,253.49
TOTAL	\$34,398.32	\$1,756.95	\$32,505.87	\$13,312.91	\$5,796.03	\$1,116.93	\$10,366.48	\$99,253.49
10 CIRCUIT								
RALEIGH	\$13,272.00	\$331.10	\$38,670.83	\$3,141.62	\$2,377.56	\$3,710.00	\$1,090.80	\$62,593.91
TOTAL	\$13,272.00	\$331.10	\$38,670.83	\$3,141.62	\$2,377.56	\$3,710.00	\$1,090.80	\$62,593.91
11 CIRCUIT								
GREENBRIER	\$2,400.00	\$1,124.20	\$3,399.99	\$4,071.62	\$323.62	\$76.00	\$15.96	\$11,411.39
POCAHONTAS	\$0.00	\$0.00	\$404.17	\$1,496.57	\$3.12	\$0.00	\$0.00	\$1,903.86
TOTAL	\$2,400.00	\$1,124.20	\$3,804.16	\$5,568.19	\$326.74	\$76.00	\$15.96	\$13,315.25
12 CIRCUIT								
FAYETTE	\$0.00	\$770.00	\$440.00	\$3,020.22	\$1,399.27	\$200.00	\$400.80	\$6,230.29
TOTAL	\$0.00	\$770.00	\$440.00	\$3,020.22	\$1,399.27	\$200.00	\$400.80	\$6,230.29
13 CIRCUIT								
KANAWHA	\$10,405.00	\$450.95	\$46,916.40	\$9,606.84	\$9,345.47	\$3,714.40	\$8,099.62	\$88,538.68
TOTAL	\$10,405.00	\$450.95	\$46,916.40	\$9,606.84	\$9,345.47	\$3,714.40	\$8,099.62	\$88,538.68
14 CIRCUIT								
BRAXTON	\$9,975.00	\$302.00	\$3,094.85	\$19,866.07	\$1,496.73	\$0.00	\$0.00	\$34,734.65
CLAY	\$0.00	\$597.75	\$5,714.60	\$4,175.59	\$521.35	\$1,072.10	\$40.89	\$12,122.28
GILMER	\$0.00	\$396.55	\$5,595.57	\$4,702.80	\$272.10	\$0.00	\$0.00	\$10,967.02
WEBSTER	\$7,908.26	\$1,269.15	\$5,006.36	\$6,933.85	\$1,914.58	\$0.00	\$400.00	\$23,432.20
TOTAL	\$17,883.26	\$2,565.45	\$19,411.38	\$35,678.31	\$4,204.76	\$1,072.10	\$440.89	\$81,256.15
15 CIRCUIT								
HARRISON	\$14,532.50	\$196.35	\$6,904.36	\$3,903.63	\$4,293.63	\$488.00	\$1,599.04	\$31,917.51
TOTAL	\$14,532.50	\$196.35	\$6,904.36	\$3,903.63	\$4,293.63	\$488.00	\$1,599.04	\$31,917.51
16 CIRCUIT								
MARION	\$29,099.38	\$1,470.95	\$22,629.49	\$10,620.93	\$4,203.66	\$120.00	\$3,249.07	\$71,393.48
TOTAL	\$29,099.38	\$1,470.95	\$22,629.49	\$10,620.93	\$4,203.66	\$120.00	\$3,249.07	\$71,393.48

**WEST VIRGINIA PUBLIC DEFENDER SERVICES
TOTAL EXPENSES BY CATEGORY
FISCAL YEAR 2006**

CIRCUIT COUNTY	EXPERT WITNESS	COURT REPORTER	INVESTIGATOR	TRAVEL	MISC OFFICE	PARALEGAL	OTHER	EXPENSE TOTAL
17 CIRCUIT								
MONONGALIA	\$19,494.00	\$1,665.65	\$11,763.77	\$17,282.39	\$6,565.92	\$0.00	\$9,249.39	\$66,021.12
TOTAL	\$19,494.00	\$1,665.65	\$11,763.77	\$17,282.39	\$6,565.92	\$0.00	\$9,249.39	\$66,021.12
18 CIRCUIT								
PRESTON	\$16,144.21	\$1,090.55	\$5,562.78	\$9,324.68	\$2,716.55	\$0.00	\$3,115.01	\$37,953.78
TOTAL	\$16,144.21	\$1,090.55	\$5,562.78	\$9,324.68	\$2,716.55	\$0.00	\$3,115.01	\$37,953.78
19 CIRCUIT								
BARBOUR	\$0.00	\$159.00	\$1,056.76	\$1,039.88	\$1,444.05	\$0.00	\$0.00	\$3,699.69
TAYLOR	\$0.00	\$0.00	\$315.18	\$923.46	\$443.54	\$0.00	\$0.00	\$1,682.18
TOTAL	\$0.00	\$159.00	\$1,371.94	\$1,963.34	\$1,887.59	\$0.00	\$0.00	\$5,381.87
20 CIRCUIT								
RANDOLPH	\$772.50	\$10.00	\$3,374.25	\$4,375.28	\$3,335.51	\$2,682.00	\$487.69	\$15,037.23
TOTAL	\$772.50	\$10.00	\$3,374.25	\$4,375.28	\$3,335.51	\$2,682.00	\$487.69	\$15,037.23
21 CIRCUIT								
GRANT	\$7,650.00	\$150.15	\$0.00	\$1,298.78	\$501.00	\$0.00	\$900.00	\$10,499.93
MINERAL	\$4,605.00	\$202.45	\$3,223.55	\$3,224.61	\$2,484.29	\$0.00	\$470.00	\$14,209.90
TUCKER	\$1,500.00	\$0.00	\$0.00	\$3,767.07	\$443.48	\$334.00	\$0.00	\$6,044.55
TOTAL	\$13,755.00	\$352.60	\$3,223.55	\$8,290.46	\$3,428.77	\$334.00	\$1,370.00	\$30,754.38
22 CIRCUIT								
HAMPSHIRE	\$6,098.38	\$0.00	\$1,086.48	\$2,241.24	\$1,881.05	\$1,427.71	\$600.00	\$13,334.86
HARDY	\$6,405.00	\$0.00	\$0.00	\$1,114.37	\$894.66	\$10.00	\$65.04	\$8,489.07
PENDLETON	\$2,700.00	\$0.00	\$0.00	\$1,714.22	\$323.74	\$0.00	\$0.00	\$4,737.96
TOTAL	\$15,203.38	\$0.00	\$1,086.48	\$5,069.83	\$3,099.45	\$1,437.71	\$665.04	\$26,561.89
23 CIRCUIT								
BERKELEY	\$30,549.59	\$1,929.60	\$17,068.31	\$7,135.37	\$9,666.22	\$1,058.00	\$7,861.65	\$75,268.74
JEFFERSON	\$22,176.25	\$4,299.00	\$8,751.55	\$9,258.85	\$3,003.32	\$0.00	\$11,053.50	\$58,542.47
MORGAN	\$3,690.00	\$679.30	\$2,890.17	\$4,329.48	\$1,873.15	\$146.00	\$107.14	\$13,715.24
TOTAL	\$56,415.84	\$6,907.90	\$28,710.03	\$20,723.70	\$14,542.69	\$1,204.00	\$19,022.29	\$147,526.45
24 CIRCUIT								
WAYNE	\$0.00	\$246.40	\$2,798.72	\$10,744.27	\$1,828.39	\$11,334.95	\$409.20	\$27,361.93
TOTAL	\$0.00	\$246.40	\$2,798.72	\$10,744.27	\$1,828.39	\$11,334.95	\$409.20	\$27,361.93

**WEST VIRGINIA PUBLIC DEFENDER SERVICES
TOTAL EXPENSES BY CATEGORY
FISCAL YEAR 2006**

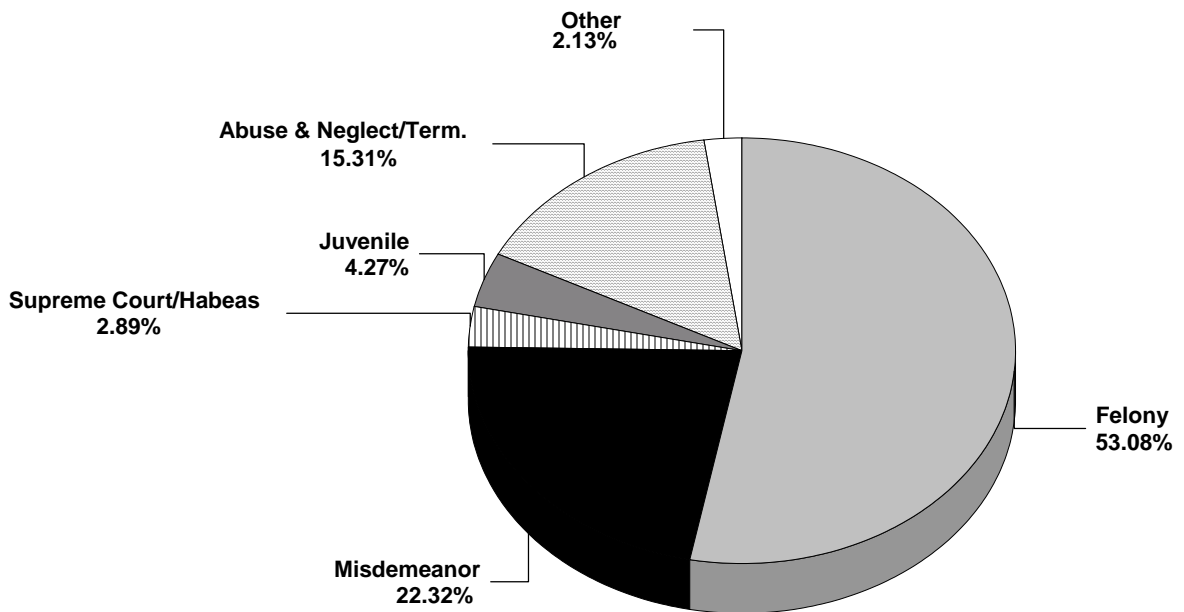
CIRCUIT COUNTY	EXPERT WITNESS	COURT REPORTER	INVESTIGATOR	TRAVEL	MISC OFFICE	PARALEGAL	OTHER	EXPENSE TOTAL
25 CIRCUIT								
BOONE	\$3,277.50	\$6,522.75	\$9,177.98	\$1,377.59	\$802.58	\$0.00	\$3,007.23	\$24,165.63
LINCOLN	\$710.00	\$3,784.55	\$2,043.55	\$6,774.99	\$954.83	\$1,009.00	\$33.76	\$15,310.68
TOTAL	\$3,987.50	\$10,307.30	\$11,221.53	\$8,152.58	\$1,757.41	\$1,009.00	\$3,040.99	\$39,476.31
26 CIRCUIT								
LEWIS	\$1,250.00	\$431.50	\$5,229.59	\$7,656.95	\$3,928.20	\$59.40	\$2,069.72	\$20,625.36
UPSHUR	\$0.00	\$504.00	\$1,960.93	\$6,775.75	\$2,081.23	\$0.00	\$0.00	\$11,321.91
TOTAL	\$1,250.00	\$935.50	\$7,190.52	\$14,432.70	\$6,009.43	\$59.40	\$2,069.72	\$31,947.27
27 CIRCUIT								
WYOMING	\$0.00	\$205.35	\$80,943.13	\$4,668.54	\$2,075.64	\$4,961.00	\$1,722.78	\$94,576.44
TOTAL	\$0.00	\$205.35	\$80,943.13	\$4,668.54	\$2,075.64	\$4,961.00	\$1,722.78	\$94,576.44
28 CIRCUIT								
NICHOLAS	\$0.00	\$17.00	\$2,787.24	\$2,625.57	\$1,334.01	\$0.00	\$299.43	\$7,063.25
TOTAL	\$0.00	\$17.00	\$2,787.24	\$2,625.57	\$1,334.01	\$0.00	\$299.43	\$7,063.25
29 CIRCUIT								
PUTNAM	\$0.00	\$3,384.92	\$6,238.95	\$10,275.05	\$3,277.60	\$14.14	\$456.29	\$23,646.95
TOTAL	\$0.00	\$3,384.92	\$6,238.95	\$10,275.05	\$3,277.60	\$14.14	\$456.29	\$23,646.95
30 CIRCUIT								
MINGO	\$0.00	\$1,106.35	\$601.16	\$9,155.80	\$1,801.56	\$0.00	\$0.00	\$12,664.87
TOTAL	\$0.00	\$1,106.35	\$601.16	\$9,155.80	\$1,801.56	\$0.00	\$0.00	\$12,664.87
31 CIRCUIT								
MONROE	\$750.00	\$238.70	\$3,049.31	\$7,820.17	\$916.85	\$0.00	\$475.49	\$13,250.52
SUMMERS	\$6,937.50	\$30.80	\$5,475.18	\$6,790.18	\$1,490.43	\$40.00	\$828.73	\$21,592.82
TOTAL	\$7,687.50	\$269.50	\$8,524.49	\$14,610.35	\$2,407.28	\$40.00	\$1,304.22	\$34,843.34
STATE TOTAL	\$338,448.66	\$61,027.03	\$728,821.80	\$352,890.37	\$128,061.92	\$46,750.80	\$93,725.24	\$1,749,725.82

**APPOINTED COUNSEL DIRECT
EXPENSE CLAIMS
BY CASE TYPE**

APPOINTED COUNSEL DIRECT EXPENSE CLAIMS PAID IN FY 2006

Felony	697
Misdemeanor	293
Supreme Court/Habeas	38
Juvenile	56
Abuse & Neglect/Term.	201
Other	28
Parole/Probation Rev., Mag. Ct. Appeal, Mandamus/Prohibition, Extradition, Contempt, Fugitive, Other	
TOTAL CLAIMS PAID	1,313

APPOINTED COUNSEL DIRECT EXPENSE CLAIMS PAID FY 2006 BY CASE TYPE



**WEST VIRGINIA PUBLIC DEFENDER SERVICES
TOTAL DIRECT EXPENSE CLAIMS PAID FY 2006**

CIRCUIT COUNTY	FELONY	MISD.	MENTAL HYGIENE	JUVENILE	PAROLE PROBAT REV	TERM ABUSE	HABEAS SUP. CT.	OTHER	TOTAL CLAIMS
01 CIRCUIT	17	1	0	0	0	19	0	0	37
02 CIRCUIT	2	0	0	2	0	0	0	0	4
03 CIRCUIT	18	15	0	2	1	5	1	0	42
04 CIRCUIT	251	189	0	22	4	93	9	8	576
05 CIRCUIT	21	1	0	0	0	0	0	0	22
06 CIRCUIT	33	0	0	1	0	1	1	0	36
07 CIRCUIT	7	0	0	1	0	1	0	0	9
08 CIRCUIT	3	0	0	1	0	0	2	0	6
09 CIRCUIT	17	0	0	1	0	1	0	1	20
10 CIRCUIT	26	6	0	2	2	4	0	0	40
11 CIRCUIT	1	0	0	0	0	0	1	0	2
12 CIRCUIT	1	0	0	0	0	0	0	0	1
13 CIRCUIT	60	1	0	0	0	26	9	0	96
14 CIRCUIT	19	0	0	4	2	2	1	0	28
15 CIRCUIT	12	0	0	0	0	3	1	0	16
16 CIRCUIT	22	1	0	1	1	5	6	2	38
17 CIRCUIT	20	1	0	4	1	3	0	0	29
18 CIRCUIT	11	0	0	0	0	2	0	0	13
19 CIRCUIT	3	0	0	0	0	0	0	0	3
20 CIRCUIT	2	0	0	0	0	0	0	0	2
21 CIRCUIT	7	3	0	2	1	4	0	0	17
22 CIRCUIT	10	0	0	1	0	5	0	0	16
23 CIRCUIT	36	1	0	7	1	9	1	0	55
24 CIRCUIT	0	1	0	0	0	1	0	0	2
25 CIRCUIT	16	0	0	0	0	11	1	0	28
26 CIRCUIT	8	2	0	0	0	1	1	0	12
27 CIRCUIT	51	70	0	3	1	0	3	2	130
28 CIRCUIT	1	0	0	0	0	0	0	0	1
29 CIRCUIT	8	0	0	2	1	2	1	0	14
30 CIRCUIT	3	0	0	0	0	1	0	0	4
31 CIRCUIT	11	1	0	0	0	2	0	0	14
STATE TOTAL	697	293	0	56	15	201	38	13	1,313

**WEST VIRGINIA PUBLIC DEFENDER SERVICES
TOTAL DIRECT EXPENSE CLAIMS PAID FY 2006**

CIRCUIT COUNTY	FELONY	MISD.	MENTAL HYGIENE	JUVENILE	PAROLE PROBAT REV	TERM ABUSE	HABEAS SUP. CT.	OTHER	TOTAL CLAIMS
01 CIRCUIT									
BROOKE	1	0	0	0	0	4	0	0	5
HANCOCK	2	0	0	0	0	5	0	0	7
OHIO	14	1	0	0	0	10	0	0	25
TOTAL	17	1	0	0	0	19	0	0	37
02 CIRCUIT									
WETZEL	2	0	0	2	0	0	0	0	4
TOTAL	2	0	0	2	0	0	0	0	4
03 CIRCUIT									
DODDRIDGE	5	4	0	0	1	1	1	0	12
PLEASANTS	2	5	0	1	0	1	0	0	9
RITCHIE	11	6	0	1	0	3	0	0	21
TOTAL	18	15	0	2	1	5	1	0	42
04 CIRCUIT									
WIRT	5	0	0	1	0	1	0	0	7
WOOD	246	189	0	21	4	92	9	8	569
TOTAL	251	189	0	22	4	93	9	8	576
05 CIRCUIT									
CALHOUN	3	0	0	0	0	0	0	0	3
JACKSON	1	0	0	0	0	0	0	0	1
MASON	11	1	0	0	0	0	0	0	12
ROANE	6	0	0	0	0	0	0	0	6
TOTAL	21	1	0	0	0	0	0	0	22
06 CIRCUIT									
CABELL	33	0	0	1	0	1	1	0	36
TOTAL	33	0	0	1	0	1	1	0	36
07 CIRCUIT									
LOGAN	7	0	0	1	0	1	0	0	9
TOTAL	7	0	0	1	0	1	0	0	9
08 CIRCUIT									
MCDOWELL	3	0	0	1	0	0	2	0	6
TOTAL	3	0	0	1	0	0	2	0	6
09 CIRCUIT									
MERCER	17	0	0	1	0	1	0	1	20
TOTAL	17	0	0	1	0	1	0	1	20
10 CIRCUIT									
RALEIGH	26	6	0	2	2	4	0	0	40
TOTAL	26	6	0	2	2	4	0	0	40
11 CIRCUIT									
GREENBRIER	0	0	0	0	0	0	1	0	1
POCAHONTAS	1	0	0	0	0	0	0	0	1
TOTAL	1	0	0	0	0	0	1	0	2
12 CIRCUIT									
FAYETTE	1	0	0	0	0	0	0	0	1
TOTAL	1	0	0	0	0	0	0	0	1
13 CIRCUIT									
KANAWHA	60	1	0	0	0	26	9	0	96
TOTAL	60	1	0	0	0	26	9	0	96

**WEST VIRGINIA PUBLIC DEFENDER SERVICES
TOTAL DIRECT EXPENSE CLAIMS PAID FY 2006**

CIRCUIT COUNTY	FELONY	MISD.	MENTAL HYGIENE	JUVENILE	PAROLE PROBAT REV	TERM ABUSE	HABEAS SUP. CT.	OTHER	TOTAL CLAIMS
14 CIRCUIT									
BRAXTON	5	0	0	2	1	0	0	0	8
CLAY	2	0	0	2	0	1	1	0	6
GILMER	6	0	0	0	0	0	0	0	6
WEBSTER	6	0	0	0	1	1	0	0	8
TOTAL	19	0	0	4	2	2	1	0	28
15 CIRCUIT									
HARRISON	12	0	0	0	0	3	1	0	16
TOTAL	12	0	0	0	0	3	1	0	16
16 CIRCUIT									
MARION	22	1	0	1	1	5	6	2	38
TOTAL	22	1	0	1	1	5	6	2	38
17 CIRCUIT									
MONONGALIA	20	1	0	4	1	3	0	0	29
TOTAL	20	1	0	4	1	3	0	0	29
18 CIRCUIT									
PRESTON	11	0	0	0	0	2	0	0	13
TOTAL	11	0	0	0	0	2	0	0	13
19 CIRCUIT									
BARBOUR	2	0	0	0	0	0	0	0	2
TAYLOR	1	0	0	0	0	0	0	0	1
TOTAL	3	0	0	0	0	0	0	0	3
20 CIRCUIT									
RANDOLPH	2	0	0	0	0	0	0	0	2
TOTAL	2	0	0	0	0	0	0	0	2
21 CIRCUIT									
GRANT	3	0	0	0	1	3	0	0	7
MINERAL	3	3	0	2	0	1	0	0	9
TUCKER	1	0	0	0	0	0	0	0	1
TOTAL	7	3	0	2	1	4	0	0	17
22 CIRCUIT									
HAMPSHIRE	5	0	0	1	0	5	0	0	11
HARDY	5	0	0	0	0	0	0	0	5
TOTAL	10	0	0	1	0	5	0	0	16
23 CIRCUIT									
BERKELEY	15	0	0	4	1	5	1	0	26
JEFFERSON	15	1	0	0	0	3	0	0	19
MORGAN	6	0	0	3	0	1	0	0	10
TOTAL	36	1	0	7	1	9	1	0	55
24 CIRCUIT									
WAYNE	0	1	0	0	0	1	0	0	2
TOTAL	0	1	0	0	0	1	0	0	2
25 CIRCUIT									
BOONE	10	0	0	0	0	11	1	0	22
LINCOLN	6	0	0	0	0	0	0	0	6
TOTAL	16	0	0	0	0	11	1	0	28

**WEST VIRGINIA PUBLIC DEFENDER SERVICES
TOTAL DIRECT EXPENSE CLAIMS PAID FY 2006**

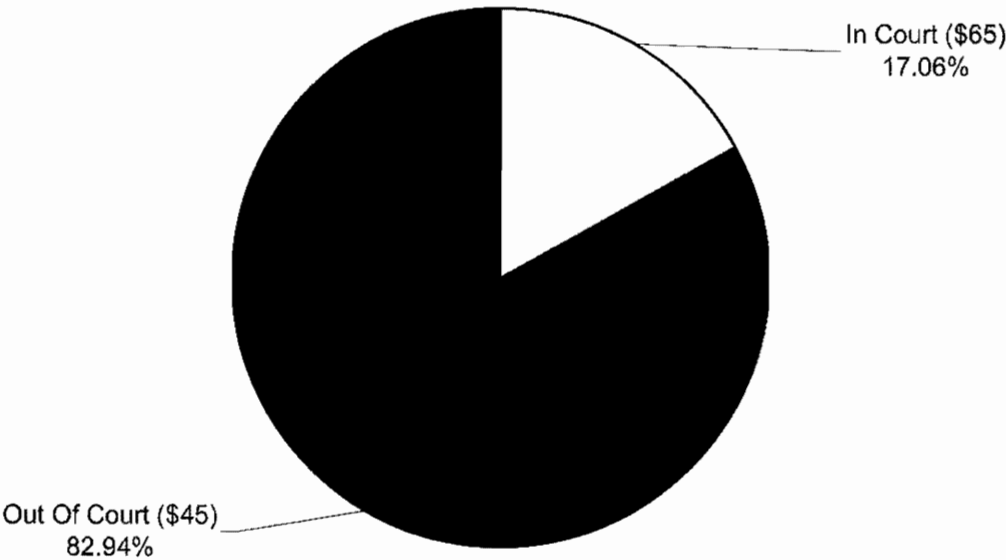
CIRCUIT COUNTY	FELONY	MISD.	MENTAL HYGIENE	JUVENILE	PAROLE PROBAT REV	TERM ABUSE	HABEAS SUP. CT.	OTHER	TOTAL CLAIMS
26 CIRCUIT									
LEWIS	4	2	0	0	0	1	1	0	8
UPSHUR	4	0	0	0	0	0	0	0	4
TOTAL	8	2	0	0	0	1	1	0	12
27 CIRCUIT									
WYOMING	51	70	0	3	1	0	3	2	130
TOTAL	51	70	0	3	1	0	3	2	130
28 CIRCUIT									
NICHOLAS	1	0	0	0	0	0	0	0	1
TOTAL	1	0	0	0	0	0	0	0	1
29 CIRCUIT									
PUTNAM	8	0	0	2	1	2	1	0	14
TOTAL	8	0	0	2	1	2	1	0	14
30 CIRCUIT									
MINGO	3	0	0	0	0	1	0	0	4
TOTAL	3	0	0	0	0	1	0	0	4
31 CIRCUIT									
MONROE	3	1	0	0	0	0	0	0	4
SUMMERS	8	0	0	0	0	2	0	0	10
TOTAL	11	1	0	0	0	2	0	0	14
STATE TOTAL	697	293	0	56	15	201	38	13	1,313

**APPOINTED COUNSEL HOURS PAID
IN COURT/OUT OF COURT**

**APPOINTED COUNSEL HOURS PAID IN COURT/OUT OF COURT
FOR FY 2006**

In Court (\$65)	52,972.51
Out Of Court (\$45)	257,485.71
Total Hours Paid	310,458.22

**APPOINTED COUNSEL HOURS PAID FY 2006
IN COURT/OUT OF COURT**



**WEST VIRGINIA PUBLIC DEFENDER SERVICES
APPOINTED COUNSEL IN/OUT OF COURT HOURS
FISCAL YEAR 2006**

CIRCUIT	IN COURT	OUT OF COURT	TOTAL HOURS	
01	CIRCUIT TOTAL	2,303.10	16,086.90	18,390.00
02	CIRCUIT TOTAL	556.10	2,315.60	2,871.70
03	CIRCUIT TOTAL	974.30	7,238.00	8,212.30
04	CIRCUIT TOTAL	4,209.10	29,623.20	33,832.30
05	CIRCUIT TOTAL	3,126.30	12,756.60	15,882.90
06	CIRCUIT TOTAL	2,897.20	10,700.10	13,597.30
07	CIRCUIT TOTAL	1,630.70	8,146.93	9,777.63
08	CIRCUIT TOTAL	896.10	5,371.73	6,267.83
09	CIRCUIT TOTAL	2,176.40	8,060.01	10,236.41
10	CIRCUIT TOTAL	1,717.00	7,245.20	8,962.20
11	CIRCUIT TOTAL	554.80	3,590.16	4,144.96
12	CIRCUIT TOTAL	378.80	2,163.50	2,542.30
13	CIRCUIT TOTAL	4,460.48	16,647.68	21,108.16
14	CIRCUIT TOTAL	1,786.90	8,359.20	10,146.10
15	CIRCUIT TOTAL	943.43	5,725.59	6,669.02
16	CIRCUIT TOTAL	1,479.50	12,526.48	14,005.98
17	CIRCUIT TOTAL	2,054.70	13,289.26	15,343.96
18	CIRCUIT TOTAL	772.90	4,767.50	5,540.40
19	CIRCUIT TOTAL	654.40	5,648.30	6,302.70
20	CIRCUIT TOTAL	1,271.90	5,016.70	6,288.60
21	CIRCUIT TOTAL	1,355.60	7,920.70	9,276.30
22	CIRCUIT TOTAL	1,400.90	5,851.60	7,252.50
23	CIRCUIT TOTAL	4,501.50	14,641.80	19,143.30
24	CIRCUIT TOTAL	1,469.40	4,078.70	5,548.10
25	CIRCUIT TOTAL	2,086.40	7,014.30	9,100.70
26	CIRCUIT TOTAL	1,506.00	6,527.40	8,033.40
27	CIRCUIT TOTAL	1,318.00	8,053.84	9,371.84
28	CIRCUIT TOTAL	498.40	1,730.50	2,228.90
29	CIRCUIT TOTAL	1,428.40	7,209.07	8,637.47
30	CIRCUIT TOTAL	1,747.50	5,836.69	7,584.19
31	CIRCUIT TOTAL	816.30	3,342.47	4,158.77
STATE TOTAL	52,972.51	257,485.71	310,458.22	

**WEST VIRGINIA PUBLIC DEFENDER SERVICES
APPOINTED COUNSEL IN/OUT OF COURT HOURS
FISCAL YEAR 2006**

CIRCUIT/COUNTY	IN COURT	OUT OF COURT	TOTAL HOURS
01 CIRCUIT			
BROOKE	298.80	2,096.80	2,395.60
HANCOCK	588.90	3,536.70	4,125.60
OHIO	1,415.40	10,453.40	11,868.80
TOTAL	2,303.10	16,086.90	18,390.00
02 CIRCUIT			
MARSHALL	243.80	1,151.70	1,395.50
TYLER	71.90	219.20	291.10
WETZEL	240.40	944.70	1,185.10
TOTAL	556.10	2,315.60	2,871.70
03 CIRCUIT			
DODDRIDGE	362.60	2,995.70	3,358.30
PLEASANTS	140.40	1,106.90	1,247.30
RITCHIE	471.30	3,135.40	3,606.70
TOTAL	974.30	7,238.00	8,212.30
04 CIRCUIT			
WIRT	122.80	992.00	1,114.80
WOOD	4,086.30	28,631.20	32,717.50
TOTAL	4,209.10	29,623.20	33,832.30
05 CIRCUIT			
CALHOUN	321.90	1,331.00	1,652.90
JACKSON	957.50	3,562.50	4,520.00
MASON	1,077.90	5,576.10	6,654.00
ROANE	769.00	2,287.00	3,056.00
TOTAL	3,126.30	12,756.60	15,882.90
06 CIRCUIT			
CABELL	2,897.20	10,700.10	13,597.30
TOTAL	2,897.20	10,700.10	13,597.30
07 CIRCUIT			
LOGAN	1,630.70	8,146.93	9,777.63
TOTAL	1,630.70	8,146.93	9,777.63
08 CIRCUIT			
MCDOWELL	896.10	5,371.73	6,267.83
TOTAL	896.10	5,371.73	6,267.83
09 CIRCUIT			
MERCER	2,176.40	8,060.01	10,236.41
TOTAL	2,176.40	8,060.01	10,236.41
10 CIRCUIT			
RALEIGH	1,717.00	7,245.20	8,962.20
TOTAL	1,717.00	7,245.20	8,962.20
11 CIRCUIT			
GREENBRIER	364.30	2,262.86	2,627.16
POCAHONTAS	190.50	1,327.30	1,517.80
TOTAL	554.80	3,590.16	4,144.96
12 CIRCUIT			
FAYETTE	378.80	2,163.50	2,542.30
TOTAL	378.80	2,163.50	2,542.30

**WEST VIRGINIA PUBLIC DEFENDER SERVICES
APPOINTED COUNSEL IN/OUT OF COURT HOURS
FISCAL YEAR 2006**

CIRCUIT/COUNTY	IN COURT	OUT OF COURT	TOTAL HOURS
13 CIRCUIT			
KANAWHA	4,460.48	16,647.68	21,108.16
TOTAL	4,460.48	16,647.68	21,108.16
14 CIRCUIT			
BRAXTON	694.40	3,630.60	4,325.00
CLAY	418.90	1,375.20	1,794.10
GILMER	262.20	1,064.40	1,326.60
WEBSTER	411.40	2,289.00	2,700.40
TOTAL	1,786.90	8,359.20	10,146.10
15 CIRCUIT			
HARRISON	943.43	5,725.59	6,669.02
TOTAL	943.43	5,725.59	6,669.02
16 CIRCUIT			
MARION	1,479.50	12,526.48	14,005.98
TOTAL	1,479.50	12,526.48	14,005.98
17 CIRCUIT			
MONONGALIA	2,054.70	13,289.26	15,343.96
TOTAL	2,054.70	13,289.26	15,343.96
18 CIRCUIT			
PRESTON	772.90	4,767.50	5,540.40
TOTAL	772.90	4,767.50	5,540.40
19 CIRCUIT			
BARBOUR	239.00	2,760.70	2,999.70
TAYLOR	415.40	2,887.60	3,303.00
TOTAL	654.40	5,648.30	6,302.70
20 CIRCUIT			
RANDOLPH	1,271.90	5,016.70	6,288.60
TOTAL	1,271.90	5,016.70	6,288.60
21 CIRCUIT			
GRANT	317.30	1,653.10	1,970.40
MINERAL	896.60	5,330.50	6,227.10
TUCKER	141.70	937.10	1,078.80
TOTAL	1,355.60	7,920.70	9,276.30
22 CIRCUIT			
HAMPSHIRE	712.40	2,648.30	3,360.70
HARDY	481.60	2,310.80	2,792.40
PENDLETON	206.90	892.50	1,099.40
TOTAL	1,400.90	5,851.60	7,252.50
23 CIRCUIT			
BERKELEY	2,477.90	8,767.90	11,245.80
JEFFERSON	1,454.60	3,880.80	5,335.40
MORGAN	569.00	1,993.10	2,562.10
TOTAL	4,501.50	14,641.80	19,143.30
24 CIRCUIT			
WAYNE	1,469.40	4,078.70	5,548.10
TOTAL	1,469.40	4,078.70	5,548.10
25 CIRCUIT			
BOONE	1,364.70	3,261.20	4,625.90
LINCOLN	721.70	3,753.10	4,474.80
TOTAL	2,086.40	7,014.30	9,100.70

**WEST VIRGINIA PUBLIC DEFENDER SERVICES
APPOINTED COUNSEL IN/OUT OF COURT HOURS
FISCAL YEAR 2006**

CIRCUIT/COUNTY	IN COURT	OUT OF COURT	TOTAL HOURS
26 CIRCUIT			
LEWIS	582.40	3,141.30	3,723.70
UPSHUR	923.60	3,386.10	4,309.70
TOTAL	1,506.00	6,527.40	8,033.40
27 CIRCUIT			
WYOMING	1,318.00	8,053.84	9,371.84
TOTAL	1,318.00	8,053.84	9,371.84
28 CIRCUIT			
NICHOLAS	498.40	1,730.50	2,228.90
TOTAL	498.40	1,730.50	2,228.90
29 CIRCUIT			
PUTNAM	1,428.40	7,209.07	8,637.47
TOTAL	1,428.40	7,209.07	8,637.47
30 CIRCUIT			
MINGO	1,747.50	5,836.69	7,584.19
TOTAL	1,747.50	5,836.69	7,584.19
31 CIRCUIT			
MONROE	312.60	1,479.80	1,792.40
SUMMERS	503.70	1,862.67	2,366.37
TOTAL	816.30	3,342.47	4,158.77
STATE TOTAL	52,972.51	257,485.71	310,458.22

**APPOINTED COUNSEL CLAIMS PAID
BY CASE TYPE**

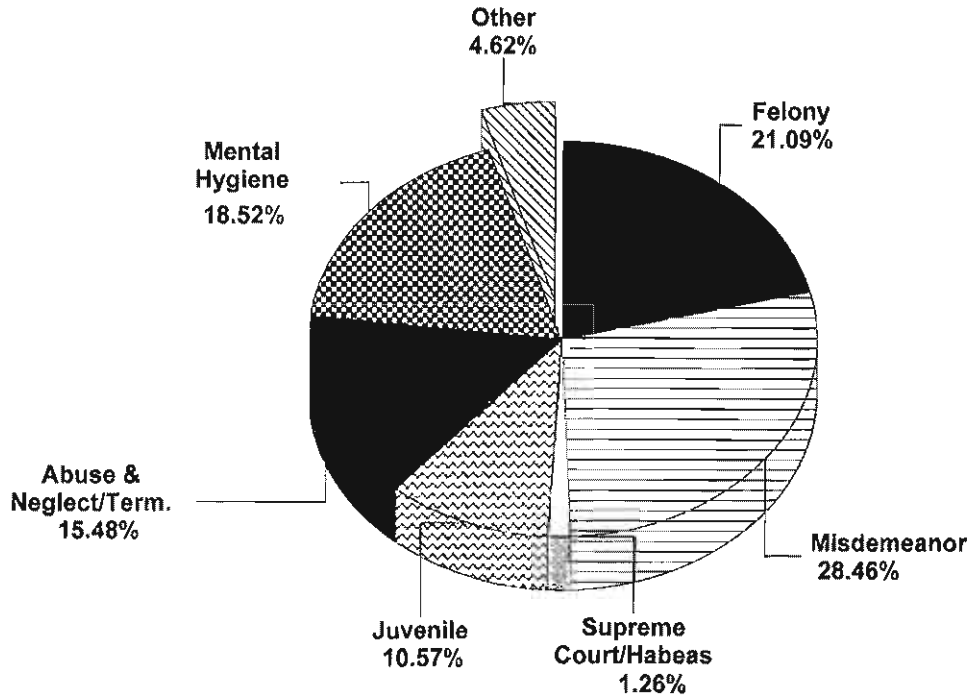
APPOINTED COUNSEL CLAIMS PAID IN FY 2006

Felony	5,558
Misdemeanor	7,502
Supreme Court/Habeas	333
Juvenile	2,785
Abuse & Neglect/Term.	4,080
Mental Hygiene	4,881
Other	1,219

Parole/Probation Rev., Mag. Ct. Appeal,
Mandamus/Prohibition, Extradition,
Contempt, Fugitive, Other

TOTAL CLAIMS PAID **26,358**

APPOINTED COUNSEL CLAIMS PAID FY 2006 BY CASE TYPE



**WEST VIRGINIA PUBLIC DEFENDER SERVICES
APPOINTED COUNSEL CLAIMS PAID BY CASE TYPE
FISCAL YEAR 2006**

CIRCUIT	FELONY	MISD	MENTAL HYGIENE	JUVENILE	PAROLE PROBAT REV	TERM ABUSE	HABEAS SUP. CT.	OTHER	TOTAL CLAIMS
01 CIRCUIT TOTAL	191	233	376	87	14	222	10	20	1,153
02 CIRCUIT TOTAL	26	35	202	20	0	52	0	5	340
03 CIRCUIT TOTAL	143	224	8	58	21	84	2	32	572
04 CIRCUIT TOTAL	745	1,471	390	277	63	386	42	103	3,477
05 CIRCUIT TOTAL	301	258	129	60	36	216	15	23	1,038
06 CIRCUIT TOTAL	298	125	935	289	23	157	40	27	1,894
07 CIRCUIT TOTAL	155	386	7	133	31	137	3	24	876
08 CIRCUIT TOTAL	73	50	16	27	2	67	8	2	245
09 CIRCUIT TOTAL	273	205	38	33	24	160	8	11	752
10 CIRCUIT TOTAL	150	121	34	47	7	248	1	7	615
11 CIRCUIT TOTAL	57	22	47	10	8	66	5	5	220
12 CIRCUIT TOTAL	64	41	0	2	0	49	5	5	166
13 CIRCUIT TOTAL	404	462	1,309	147	15	265	27	17	2,646
14 CIRCUIT TOTAL	207	333	30	106	17	103	8	53	857
15 CIRCUIT TOTAL	96	112	38	61	15	72	15	8	417
16 CIRCUIT TOTAL	280	380	278	115	52	149	27	46	1,327
17 CIRCUIT TOTAL	285	405	337	102	45	92	1	36	1,303
18 CIRCUIT TOTAL	58	26	0	40	16	80	10	5	235
19 CIRCUIT TOTAL	85	230	17	143	21	117	2	14	629
20 CIRCUIT TOTAL	91	219	45	155	15	94	3	24	646
21 CIRCUIT TOTAL	177	284	26	210	33	73	10	12	825
22 CIRCUIT TOTAL	151	300	18	35	32	86	7	24	653
23 CIRCUIT TOTAL	194	86	0	114	15	309	28	10	756
24 CIRCUIT TOTAL	73	80	52	50	14	139	6	4	418
25 CIRCUIT TOTAL	131	95	49	112	22	109	4	14	536
26 CIRCUIT TOTAL	108	151	412	101	26	102	16	20	936
27 CIRCUIT TOTAL	240	492	3	50	6	130	5	3	929
28 CIRCUIT TOTAL	60	33	5	17	6	59	5	4	189
29 CIRCUIT TOTAL	199	411	42	108	27	38	8	29	862
30 CIRCUIT TOTAL	117	89	23	32	4	165	7	9	446
31 CIRCUIT TOTAL	126	143	15	44	8	54	5	5	400
STATE TOTAL	5,558	7,502	4,881	2,785	618	4,080	333	601	26,358

**WEST VIRGINIA PUBLIC DEFENDER SERVICES
APPOINTED COUNSEL CLAIMS PAID BY CASE TYPE
FISCAL YEAR 2006**

CIRCUIT COUNTY	FELONY	MISD	MENTAL HYGIENE	JUVENILE	PAROLE PROBAT REV	TERM ABUSE	HABEAS SUP. CT.	OTHER	TOTAL CLAIMS
01 CIRCUIT									
BROOKE	30	41	29	15	3	26	0	2	146
HANCOCK	38	28	31	22	9	72	3	3	206
OHIO	123	164	316	50	2	124	7	15	801
TOTAL	191	233	376	87	14	222	10	20	1,153
02 CIRCUIT									
MARSHALL	12	32	117	12	0	26	0	1	200
TYLER	1	3	4	1	0	10	0	0	19
WETZEL	13	0	81	7	0	16	0	4	121
TOTAL	26	35	202	20	0	52	0	5	340
03 CIRCUIT									
DODDRIDGE	51	72	2	23	14	20	2	17	201
PLEASANTS	23	54	4	12	3	6	0	8	110
RITCHIE	69	98	2	23	4	58	0	7	261
TOTAL	143	224	8	58	21	84	2	32	572
04 CIRCUIT									
WIRT	22	30	0	17	1	6	3	7	86
WOOD	723	1,441	390	260	62	380	39	96	3,391
TOTAL	745	1,471	390	277	63	386	42	103	3,477
05 CIRCUIT									
CALHOUN	19	3	13	11	4	50	2	0	102
JACKSON	62	37	20	19	6	49	7	3	203
MASON	174	185	80	24	20	26	3	19	531
ROANE	46	33	16	6	6	91	3	1	202
TOTAL	301	258	129	60	36	216	15	23	1,038
06 CIRCUIT									
CABELL	298	125	935	289	23	157	40	27	1,894
TOTAL	298	125	935	289	23	157	40	27	1,894
07 CIRCUIT									
LOGAN	155	386	7	133	31	137	3	24	876
TOTAL	155	386	7	133	31	137	3	24	876
08 CIRCUIT									
MCDOWELL	73	50	16	27	2	67	8	2	245
TOTAL	73	50	16	27	2	67	8	2	245
09 CIRCUIT									
MERCER	273	205	38	33	24	160	8	11	752
TOTAL	273	205	38	33	24	160	8	11	752
10 CIRCUIT									
RALEIGH	150	121	34	47	7	248	1	7	615
TOTAL	150	121	34	47	7	248	1	7	615

**WEST VIRGINIA PUBLIC DEFENDER SERVICES
APPOINTED COUNSEL CLAIMS PAID BY CASE TYPE
FISCAL YEAR 2006**

CIRCUIT COUNTY	FELONY	MISD	MENTAL HYGIENE	JUVENILE	PAROLE PROBATION REV	TERM ABUSE	HABEAS SUP. CT.	OTHER	TOTAL CLAIMS
11 CIRCUIT									
GREENBRIER	37	17	39	9	5	55	4	3	169
POCAHONTAS	20	5	8	1	3	11	1	2	51
TOTAL	57	22	47	10	8	66	5	5	220
12 CIRCUIT									
FAYETTE	64	41	0	2	0	49	5	5	166
TOTAL	64	41	0	2	0	49	5	5	166
13 CIRCUIT									
KANAWHA	404	462	1,309	147	15	265	27	17	2,646
TOTAL	404	462	1,309	147	15	265	27	17	2,646
14 CIRCUIT									
BRAXTON	89	114	20	55	8	44	2	13	345
CLAY	31	104	2	25	5	21	2	7	197
GILMER	30	43	3	8	1	9	3	25	122
WEBSTER	57	72	5	18	3	29	1	8	193
TOTAL	207	333	30	106	17	103	8	53	857
15 CIRCUIT									
HARRISON	96	112	38	61	15	72	15	8	417
TOTAL	96	112	38	61	15	72	15	8	417
16 CIRCUIT									
MARION	280	380	278	115	52	149	27	46	1,327
TOTAL	280	380	278	115	52	149	27	46	1,327
17 CIRCUIT									
MONONGALIA	285	405	337	102	45	92	1	36	1,303
TOTAL	285	405	337	102	45	92	1	36	1,303
18 CIRCUIT									
PRESTON	58	26	0	40	16	80	10	5	235
TOTAL	58	26	0	40	16	80	10	5	235
19 CIRCUIT									
BARBOUR	42	129	2	47	5	60	0	4	289
TAYLOR	43	101	15	96	16	57	2	10	340
TOTAL	85	230	17	143	21	117	2	14	629
20 CIRCUIT									
RANDOLPH	91	219	45	155	15	94	3	24	646
TOTAL	91	219	45	155	15	94	3	24	646
21 CIRCUIT									
GRANT	31	29	15	26	13	17	2	4	137
MINERAL	122	231	10	164	20	38	7	7	599
TUCKER	24	24	1	20	0	18	1	1	89
TOTAL	177	284	26	210	33	73	10	12	825

**WEST VIRGINIA PUBLIC DEFENDER SERVICES
APPOINTED COUNSEL CLAIMS PAID BY CASE TYPE
FISCAL YEAR 2006**

CIRCUIT COUNTY	FELONY	MISD	MENTAL HYGIENE	JUVENILE	PAROLE PROBATION REV	TERM ABUSE	HABEAS SUP. CT.	OTHER	TOTAL CLAIMS
22 CIRCUIT									
HAMPSHIRE	79	198	9	26	11	47	3	12	385
HARDY	50	86	8	6	16	33	2	9	210
PENDLETON	22	16	1	3	5	6	2	3	58
TOTAL	151	300	18	35	32	86	7	24	653
23 CIRCUIT									
BERKELEY	118	56	0	70	8	187	11	2	452
JEFFERSON	53	20	0	33	3	96	9	6	220
MORGAN	23	10	0	11	4	26	8	2	84
TOTAL	194	86	0	114	15	309	28	10	756
24 CIRCUIT									
WAYNE	73	80	52	50	14	139	6	4	418
TOTAL	73	80	52	50	14	139	6	4	418
25 CIRCUIT									
BOONE	71	59	8	37	13	50	2	8	248
LINCOLN	60	36	41	75	9	59	2	6	288
TOTAL	131	95	49	112	22	109	4	14	536
26 CIRCUIT									
LEWIS	38	58	396	28	9	39	9	13	590
UPSHUR	70	93	16	73	17	63	7	7	346
TOTAL	108	151	412	101	26	102	16	20	936
27 CIRCUIT									
WYOMING	240	492	3	50	6	130	5	3	929
TOTAL	240	492	3	50	6	130	5	3	929
28 CIRCUIT									
NICHOLAS	60	33	5	17	6	59	5	4	189
TOTAL	60	33	5	17	6	59	5	4	189
29 CIRCUIT									
PUTNAM	199	411	42	108	27	38	8	29	862
TOTAL	199	411	42	108	27	38	8	29	862
30 CIRCUIT									
MINGO	117	89	23	32	4	165	7	9	446
TOTAL	117	89	23	32	4	165	7	9	446
31 CIRCUIT									
MONROE	49	69	6	15	1	12	2	0	154
SUMMERS	77	74	9	29	7	42	3	5	246
TOTAL	126	143	15	44	8	54	5	5	400
STATE TOTAL	5,558	7,502	4,881	2,785	618	4,080	333	601	26,358

**APPOINTED COUNSEL AVERAGE COST
BY PRIMARY CHARGE**

**WEST VIRGINIA PUBLIC DEFENDER SERVICES
AVERAGE COSTS BY PRIMARY CHARGE FOR FY 2006
DESCENDING ORDER BY TOTAL \$**

CRIMINAL CHARGE	AVERAGE	TOTAL \$	# OF CLAIMS
ABUSE & NEGLECT	1,202.19	4,850,834.69	4,035
JUVENILE	506.37	1,410,247.79	2,785
CONTROLLED SUBSTANCES	679.90	910,383.70	1,339
MURDER	4,475.52	725,034.07	162
DOMESTIC VIOLENCE	391.47	708,552.27	1,810
MENTAL HYGIENE	109.43	534,115.76	4,881
HABEAS CORPUS	2,085.94	429,703.88	206
ASSAULT & BATTERY	410.42	413,706.61	1,008
BURGLARY	918.74	398,734.54	434
SEXUAL ASSAULT	1,485.79	392,247.73	264
GRAND LARCENY	877.42	350,966.60	400
FORGERY & UTTERING	722.72	313,658.32	434
SUSPEND/REV LICENSE	409.77	306,916.67	749
PAROLE/PROBATION	494.28	305,467.18	618
MAL WOUNDING/ASSAULT	1,050.54	298,352.05	284
MFG/POSS OR DIST OF METH	1,019.44	287,482.45	282
BREAKING & ENTERING	801.58	281,355.46	351
SUPREME COURT APPEAL	2,163.01	274,702.60	127
DUI 1ST OFFENSE	353.13	269,791.59	764
SEXUAL ABUSE	1,837.53	196,615.19	107
ROBBERY	1,335.59	176,298.50	132
OBSTRUCTION JUSTICE	374.39	173,718.80	464
PETIT LARCENY	407.10	166,911.17	410
ATTEMPT	1,341.70	159,662.20	119
CONSPIRACY	872.57	157,062.11	180
DUI 3RD OFFENSE	707.58	147,884.71	209
REC/TRANS STOLEN PRO	645.34	141,974.49	220
DESTRUCTION OF	423.80	125,868.18	297
DUI 2ND OFFENSE	447.03	115,332.51	258
FRAUD	624.91	104,985.52	168
FALSE PRETENSES	597.39	100,362.11	168
WANTON ENDANGERMENT	866.84	84,950.10	98
KIDNAPPING	1,905.46	81,934.70	43
SENTENCE REDUCTION	420.29	71,449.83	170
AGGRAVATED ROBBERY	971.72	70,935.35	73
FAIL PAY CHILD SUPPORT	601.29	70,350.83	117
ARSON	1,110.05	58,832.73	53
TERM PARENTAL RIGHTS	1,261.86	56,783.68	45

**WEST VIRGINIA PUBLIC DEFENDER SERVICES
AVERAGE COSTS BY PRIMARY CHARGE FOR FY 2006
DESCENDING ORDER BY TOTAL \$**

CRIMINAL CHARGE	AVERAGE	TOTAL \$	# OF CLAIMS
FAIL TO REG SEX OFFENDER	672.29	50,421.88	75
FALSE SWEARING	464.11	50,124.30	108
SHOPLIFTING	533.96	48,056.31	90
HOME CONFINEMENT	397.24	44,490.63	112
RECIDIVIST	14,297.29	42,891.87	3
DEADLY WEAPON	464.53	39,020.68	84
GUARDIAN CHILDREN	864.04	38,881.81	45
EMBEZZLEMENT	565.40	38,447.05	68
BRANDISHING WEAPON	396.69	38,081.82	96
FLEEING VEHICLE W/DUI	698.59	36,326.51	52
HARASSMENT	358.13	36,170.90	101
FUGITIVE/JUSTICE	265.59	31,870.86	120
MAGISTRATE APPEAL	773.77	29,403.16	38
DUI W/ INJURY	686.75	28,843.52	42
CONTRIBUTE DEL MINOR	325.21	26,992.55	83
UNLAWFUL WOUNDING	755.41	25,683.97	34
TRESPASSING	371.65	24,157.22	65
OTHER	413.38	23,976.30	58
WELFARE FRAUD	614.94	23,367.79	38
CRUELTY TO ANIMALS	730.99	22,660.80	31
DNR CHARGE	439.01	21,950.57	50
AIDING & ABETTING	729.92	21,167.73	29
DISORDERLY CONDUCT	338.83	21,007.60	62
PERMITTING DUI	526.73	18,435.51	35
ACCESSORY	447.05	17,882.14	40
INCEST	1,607.99	17,687.87	11
RECKLESS DRIVING	408.03	17,545.25	43
LEAVE SCENE ACCIDENT	381.51	17,168.00	45
COUNTERFEITING	889.06	16,892.14	19
EXTRADITION	296.21	14,514.38	49
UNDER AGE DRINKING	348.49	13,242.58	38
JAIL ESCAPE	747.04	12,699.71	17
INTIMIDATE WITNESS	528.18	12,676.24	24
STALKING	624.61	12,492.15	20
JOYRIDING	381.07	12,194.17	32
FAILURE TO APPEAR	333.09	11,324.94	34
INDECENT EXPOSURE	610.86	9,773.75	16
SOLICIT/PROSTITUTION	471.09	7,537.39	16

**WEST VIRGINIA PUBLIC DEFENDER SERVICES
AVERAGE COSTS BY PRIMARY CHARGE FOR FY 2006
DESCENDING ORDER BY TOTAL \$**

CRIMINAL CHARGE	AVERAGE	TOTAL \$	# OF CLAIMS
NEGLIGENT HOMICIDE	2,381.67	7,145.01	3
MOTOR VEHICLE SAFETY	419.20	6,707.19	16
PORNOGRAPHY	780.98	6,247.82	8
CONTEMPT	202.44	6,073.32	30
RESISTING ARREST	470.33	5,173.67	11
DISTURB THE PEACE	466.68	5,133.53	11
AUTO TAMPERING	311.06	4,665.86	15
SHOOT W/N 500 FEET	405.93	4,059.32	10
DEL CONTRABAND INMATE	384.48	3,844.77	10
FORFEITURE	596.91	3,581.48	6
CIVIL RIGHTS VIOLATION	1,600.84	3,201.67	2
ADULT ABUSE	1,580.29	3,160.57	2
TRUANCY	420.62	2,944.34	7
PERMIT UNAUTH/DRIVE	355.98	2,847.83	8
WITNESS	350.88	2,105.29	6
CONCEAL A MINOR	366.25	1,831.27	5
PERJURY	891.39	1,782.78	2
NO PROOF OF INS	491.15	1,473.46	3
MAKE/USE EXPLOSIVES	400.88	1,202.64	3
MANDAMUS	1,188.00	1,188.00	1
INVOL MANSLAUGHTER	1,178.39	1,178.39	1
TAX EVASION	1,107.84	1,107.84	1
NO OPERATORS	782.50	782.50	1
FAIL MAINTAIN CONTROL	229.29	687.88	3
ANIMAL CONTROL	265.43	530.86	2
SPEEDING UNDER	492.48	492.48	1
PEACE WARRANT	145.29	290.57	2
PUBLIC INTOXICATION	129.21	129.21	1
STATE AVERAGE	636.61	16,779,798.27	26,358

**APPENDIX B:
PUBLIC DEFENDER CORPORATIONS
STATISTICAL INFORMATION**

**PUBLIC DEFENDER CORPORATIONS
BOARDS OF DIRECTORS CHAIRPERSONS**

CIRCUIT	COUNTIES	CHAIRS
1 st	BROOKE HANCOCK OHIO	ARCH W. RILEY, ESQ., CHAIR Bailey, Riley, Buch & Harmon Riley Building, Suite 900 Post Office Box 631 Wheeling, West Virginia 26003
2 nd	MARSHALL TYLER WETZEL	VICKI VOORHIS, CHAIR 802 Highland Avenue New Martinsville, West Virginia 26155
5 th	CALHOUN JACKSON MASON ROANE	JEANETTE ATKINSON, CHAIR Post Office Box 1049 Spencer, West Virginia 25276
6 th / 24 th	CABELL WAYNE	JOHN F. CYRUS, ESQ., CHAIR 636 Fourth Avenue Huntington, West Virginia 25701
7 th	LOGAN	DON WANDLING, ESQ., CHAIR 111 Stratton Street Logan, West Virginia 25601
8 th	MCDOWELL	RONALD HASSAN, ESQ., CHAIR Post Office Box 1054 Welch, West Virginia 24801
9 th	MERCER	WILLIAM O. HUFFMAN, ESQ., CHAIR 210 South Walker Street Princeton, West Virginia 24740
10 th	RALEIGH	TIM R. BERRY, CHAIR 612 Johnson Street Beckley, West Virginia 25801
11 th	GREENBRIER POCAHONTAS	LOUIS E. LONGANACRE, CHAIR 412 Frazier Street Lewisburg, West Virginia 24901
12 th	FAYETTE	FREDERICK H. JESSER, III, ESQ., CHAIR Post Office Drawer 450 Fayetteville, West Virginia 25840

Public Defender Corporations Board Chairs Continued

CIRCUIT	COUNTIES	CHAIRS
13 th	KANAWHA	LONNIE SIMMONS, ESQ., CHAIR 604 Virginia Street, E.# 200 Charleston, West Virginia 25301
15 th	HARRISON	GEORGE F. FORDHAM, ESQ., CHAIR 321 West Main Street Goff Building , Suite 500 Clarksburg, West Virginia 26301
18 th	PRESTON	CHARLES BROWN, ESQ., CHAIR 145 Seemont Drive Kingwood, West Virginia 26537
23 rd	BERKELEY JEFFERSON MORGAN	NORWOOD BENTLEY ESQ., CHAIR Post Office Box 1419 Martinsburg, West Virginia 25401
25 th	BOONE LINCOLN	FRED L. RIGGLEMAN, CHAIR HC 78 Box 1305 Madison, West Virginia 25130
28 th	NICHOLAS	STEVEN F. KHURI, CHAIR c/o Mansfield Motor Sales, Inc. #3 Oakford Avenue Richwood, West Virginia 26261
30 th	MINGO	JANE MORAN, ESQ., CHAIR Post Office Box 171 Williamson, West Virginia 25661

**WV PUBLIC DEFENDER SERVICES GRANTS
CASH DISBURSEMENTS TO PUBLIC DEFENDER CORPORATIONS
JULY 1, 2005 TO JUNE 30, 2006**

CIRCUIT	CONTRACTUAL AMOUNTS	TOTAL FUNDS ALLOCATED TO EACH CIRCUIT	TOTAL DISBURSED
1ST	\$611,733.00	\$4,823.00	\$616,556.00
2ND	\$429,734.00	\$4,824.00	\$434,558.00
5TH	\$495,593.00	\$4,824.00	\$500,417.00
6TH / 24TH	\$1,177,581.00	\$4,827.00	\$1,182,408.00
7TH	\$381,999.00	\$4,822.00	\$386,821.00
8TH	\$176,652.00	\$4,819.00	\$181,471.00
9TH	\$703,279.00	\$4,825.00	\$708,104.00
10TH	\$754,957.00	\$4,826.00	\$759,783.00
11TH	\$549,691.00	\$4,826.00	\$554,517.00
12TH	\$448,891.00	\$4,825.00	\$453,716.00
13TH	\$2,887,197.00	\$4,827.88	\$2,892,024.88
15TH	\$905,977.00	\$4,825.00	\$910,802.00
18TH	\$246,276.00	\$4,824.00	\$251,100.00
23RD	\$1,657,445.00	\$4,827.00	\$1,662,272.00
25TH	\$531,731.00	\$4,827.00	\$536,558.00
28TH	\$288,086.00	\$4,827.00	\$292,913.00
30TH	\$415,816.00	\$4,825.00	\$420,641.00
TOTALS	<u>\$12,662,638.00</u>	<u>\$82,023.88</u>	<u>\$12,744,661.88</u>

Notes: Total Funds Allocated to Each Circuit represents funds disbursed by the WVPDS on behalf of the Public Defender Corporations for Westlaw: Trainer, Wright & Paterno, CPA's (Audits); and State Auditor Transaction Fees.

**PUBLIC DEFENDER HOURS WORKED
BY ATTORNEY, BY MONTH**

**WV PUBLIC DEFENDER CORPORATIONS
TIME REPORT FOR PERIOD 07/01/05 TO 06/30/06**

CIRCUIT	JUL	AUG	SEP	OCT	NOV	DEC	JAN	FEB	MAR	APR	MAY	JUN	TOTAL
1ST CIRCUIT													
BROGAN, JR.	186.30	203.00	183.00	184.70	180.40	185.50	195.70	176.70	205.00	181.90	213.50	207.00	2302.70
BRUN	161.00	173.70	150.40	140.70	151.80	131.60	141.90	150.10	165.00	141.90	163.00	151.50	1822.60
DELONG	0.00	0.00	0.00	66.00	154.40	125.80	146.90	149.90	153.00	140.90	168.60	150.10	1255.60
GARDILL	164.60	169.60	170.20	163.30	163.30	96.20	77.80	154.50	184.60	160.90	176.40	148.00	1829.40
MOORE	184.20	200.50	187.20	178.30	185.10	195.10	185.80	180.10	207.70	173.90	174.60	176.00	2228.50
TWITTY	173.50	171.10	166.30	168.40	176.10	174.70	165.40	164.00	188.90	163.80	192.00	183.80	2088.00
WELLING	157.30	168.70	174.80	158.70	175.40	163.30	161.80	151.60	174.30	155.50	179.40	159.10	1979.90
WOOD	205.50	165.40	159.80	161.60	168.50	143.20	169.90	138.90	193.80	119.60	188.60	220.80	2035.60
CIRCUIT TOTAL	1232.40	1252.00	1191.70	1221.70	1355.00	1215.40	1245.20	1265.80	1472.30	1238.40	1456.10	1396.30	15542.30
2ND CIRCUIT													
ANDERSON J	159.80	179.80	165.50	154.70	153.00	166.90	157.40	150.90	181.00	156.00	162.80	170.10	1957.90
GAINER	155.90	175.30	156.00	151.40	142.20	156.70	148.30	144.10	181.20	153.50	158.00	163.70	1886.30
HART	150.10	173.70	161.30	146.10	145.10	155.80	148.80	136.70	174.70	146.20	159.20	152.90	1850.60
ZEHNDER	152.70	174.50	156.30	146.60	139.70	171.10	153.90	144.20	180.10	152.90	156.50	158.40	1886.90
CIRCUIT TOTAL	618.50	703.30	639.10	598.80	580.00	650.50	608.40	575.90	717.00	608.60	636.50	645.10	7581.70
5TH CIRCUIT													
BOSTIC	176.40	172.20	195.10	163.40	194.10	151.80	187.90	154.70	188.50	165.10	178.50	174.50	2102.20
BOYLES	180.00	175.40	34.90	0.00	0.00	0.00	0.00	0.00	0.00	0.00	0.00	0.00	390.30
HOLMES	0.00	0.00	105.50	182.70	181.50	188.80	195.30	167.50	213.40	169.00	187.60	206.50	1797.80
MONK	182.00	181.10	189.00	179.00	179.50	178.50	182.10	166.50	185.00	164.50	189.90	202.50	2179.60
SETTLE	141.50	126.20	134.20	132.40	165.10	177.50	150.80	138.30	163.20	142.60	138.00	136.90	1746.70
SHAVER	167.50	183.50	171.30	167.00	174.60	179.00	173.90	166.20	188.10	156.00	176.50	177.40	2081.00
CIRCUIT TOTAL	847.40	838.40	830.00	824.50	894.80	875.60	890.00	793.20	938.20	797.20	870.50	897.80	10297.60

CIRCUIT	JUL	AUG	SEP	OCT	NOV	DEC	JAN	FEB	MAR	APR	MAY	JUN	TOTAL
6TH CIRCUIT													
ADAMS J	151.00	174.70	148.40	154.20	149.30	137.40	148.40	135.60	172.30	147.40	138.20	132.40	1789.30
BRYSON	105.70	173.10	187.10	170.50	150.00	114.00	159.00	158.30	85.50	133.50	78.00	136.00	1650.70
CARICO	161.40	162.70	174.90	147.70	166.50	161.90	176.60	150.40	170.20	155.20	159.90	172.80	1960.20
HENDERSON	190.70	218.00	199.50	207.00	227.40	197.60	213.70	196.90	219.70	176.50	209.00	234.80	2490.80
JORDAN	191.00	193.50	181.50	189.50	185.00	185.30	184.80	170.00	196.50	188.50	192.00	194.80	2252.40
LAWSON K	132.90	138.10	148.10	140.40	153.70	145.60	140.20	133.30	155.50	136.80	155.10	172.70	1752.40
LEVY	0.00	0.00	148.00	165.90	151.80	132.40	141.10	125.90	160.60	130.00	156.40	132.40	1444.50
STOLZE	158.00	178.30	94.80	139.50	124.00	105.00	168.30	182.50	189.50	152.00	142.10	179.50	1813.50
WEED	161.60	188.10	166.70	171.60	154.30	167.80	154.70	154.10	188.40	149.40	132.60	216.50	2005.80
WILKINSON R	173.80	190.90	174.40	163.90	169.40	180.10	191.50	151.10	186.50	156.60	174.90	172.30	2085.40
CIRCUIT TOTAL	1426.10	1617.40	1623.40	1650.20	1631.40	1527.10	1678.30	1558.10	1724.70	1525.90	1538.20	1744.20	19245.00
7TH CIRCUIT													
ADKINS	160.60	187.30	170.00	173.20	182.80	168.50	173.40	161.00	168.10	168.60	114.80	37.00	1865.30
BLEVINS	0.00	0.00	0.00	21.00	58.90	169.30	152.00	141.20	153.30	128.00	62.80	29.20	915.70
MERCERUIO	146.20	173.30	172.00	145.40	170.50	118.00	153.00	141.10	155.10	167.10	52.40	17.70	1611.80
SPRADLING	161.90	172.20	152.60	161.30	119.40	144.20	149.80	151.70	159.70	12.00	19.90	8.10	1412.80
CIRCUIT TOTAL	468.70	532.80	494.60	500.90	531.60	600.00	628.20	595.00	636.20	475.70	249.90	92.00	5805.60
8TH CIRCUIT													
ALVAREZ	0.00	0.00	0.00	0.00	0.00	49.60	183.60	140.80	153.50	38.10	124.20	135.30	825.10
ANDERSON F	160.30	159.20	190.40	235.70	189.30	169.50	176.70	158.50	161.80	44.10	93.60	107.70	1846.80
BLAIR	144.40	137.90	187.50	240.90	234.50	186.80	210.70	164.40	174.50	60.60	159.30	139.10	2040.60
LINKOUS	16.30	0.00	0.00	0.00	0.00	0.00	0.00	0.00	0.00	0.00	0.00	0.00	16.30
CIRCUIT TOTAL	321.00	297.10	377.90	476.60	423.80	405.90	571.00	463.70	489.80	142.80	377.10	382.10	4728.80

CIRCUIT	JUL	AUG	SEP	OCT	NOV	DEC	JAN	FEB	MAR	APR	MAY	JUN	TOTAL
9TH CIRCUIT													
ASH	142.10	151.20	143.40	148.40	135.30	147.00	137.60	140.80	155.10	140.50	162.30	152.40	1756.10
BISAHA	165.00	178.10	174.40	167.10	174.00	166.70	170.90	146.80	174.50	155.00	175.30	166.60	2014.40
BURKS	142.60	154.70	156.20	147.10	149.30	162.80	159.10	133.50	156.90	136.80	163.70	160.90	1823.60
FRENCH	153.30	166.00	144.20	135.90	148.60	153.10	158.60	139.40	157.10	140.40	157.20	162.40	1816.20
HAGER E	187.00	197.80	181.40	167.10	173.40	177.30	173.80	164.20	189.00	155.20	180.30	176.50	2123.00
KEECH	14.00	0.00	0.00	0.00	0.00	0.00	0.00	0.00	0.00	0.00	0.00	0.00	14.00
LINKOUS	143.50	151.20	108.80	105.50	112.60	120.30	152.60	133.70	180.10	132.90	179.10	177.30	1697.60
MCGINNIS	160.00	193.50	169.30	164.90	166.80	170.30	167.00	141.60	169.40	149.50	173.90	167.60	1993.80
CIRCUIT TOTAL	1107.50	1192.50	1077.70	1036.00	1060.00	1097.50	1119.60	1000.00	1182.10	1010.30	1191.80	1163.70	13238.70
10TH CIRCUIT													
FRASHER	168.30	186.00	187.80	173.90	177.20	177.00	207.00	170.20	187.90	163.50	196.90	196.00	2191.70
GRIFFITH	131.10	169.20	143.50	130.80	157.60	147.30	187.00	159.10	158.30	149.70	165.70	188.00	1887.30
HEBB M	137.80	186.60	193.00	232.40	159.20	181.20	176.00	158.20	190.00	195.00	196.10	170.70	2176.20
NOGGY	190.70	206.50	202.20	226.20	193.50	213.10	264.80	164.30	193.40	180.80	185.60	178.90	2400.00
RASHEED	167.70	182.00	166.00	174.80	180.50	181.40	202.60	156.00	188.10	173.10	192.20	174.20	2138.60
SHUCK	169.00	188.00	176.00	169.00	173.00	177.50	181.50	160.00	182.30	153.50	187.50	176.50	2093.80
TURNER	168.00	184.00	176.00	168.00	180.00	176.00	177.50	157.00	182.00	153.40	183.50	176.50	2081.90
CIRCUIT TOTAL	1132.60	1302.30	1244.50	1275.10	1221.00	1253.50	1396.40	1124.80	1282.00	1169.00	1307.50	1260.80	14969.50
11TH CIRCUIT													
DANIELL	161.80	161.50	167.50	159.00	165.00	164.50	166.80	152.00	187.50	151.50	174.50	174.70	1986.30
LORENSEN	171.00	194.50	172.00	159.00	182.00	151.50	184.50	181.20	184.10	150.50	189.00	176.50	2095.80
MCMILLION	184.00	201.70	189.70	175.80	188.90	183.80	186.80	170.80	211.00	163.10	204.40	193.20	2253.20
PARAGAMIAN	184.50	197.70	199.30	184.50	180.60	174.10	173.90	160.50	179.00	158.70	191.30	174.50	2158.60
CIRCUIT TOTAL	701.30	755.40	728.50	678.30	716.50	673.90	712.00	664.50	761.60	623.80	759.20	718.90	8493.90
12TH CIRCUIT													
AKINS	0.00	0.00	0.00	0.00	0.00	0.00	0.00	128.30	120.10	99.50	132.20	139.20	619.30
FRALEY N	174.10	198.50	187.10	178.60	172.70	172.10	200.10	166.30	195.50	177.40	178.50	191.30	2192.20
MURPHY	168.00	186.30	119.40	164.70	170.40	166.40	173.50	150.60	185.40	166.30	165.70	158.80	1975.50
STANTON E	192.40	195.30	160.70	167.70	177.20	178.40	175.80	164.90	186.60	170.80	144.90	137.90	2052.60
CIRCUIT TOTAL	534.50	580.10	467.20	511.00	520.30	516.90	549.40	610.10	687.60	614.00	621.30	627.20	6839.60

CIRCUIT	JUL	AUG	SEP	OCT	NOV	DEC	JAN	FEB	MAR	APR	MAY	JUN	TOTAL
13TH CIRCUIT													
ANDERSON J	173.00	185.00	178.50	171.50	183.20	181.50	180.20	161.00	180.20	162.50	128.40	172.00	2057.00
AYERS	214.40	251.90	240.50	213.10	205.90	211.20	214.30	194.80	247.20	216.90	232.00	219.50	2661.70
BROWN B	176.50	218.00	183.50	170.00	175.00	177.00	169.00	159.00	193.00	153.00	185.00	179.00	2138.00
CAMPBELL W	170.70	183.00	184.00	166.00	175.00	175.00	176.50	0.00	0.00	0.00	0.00	0.00	1230.20
CARLTON	69.30	80.80	183.20	126.50	0.00	0.00	0.00	0.00	0.00	0.00	0.00	0.00	459.80
CASTELLE	184.70	202.20	175.40	186.20	180.10	169.70	216.30	178.80	191.10	175.20	185.80	182.20	2227.70
CATLETT R	174.10	194.20	177.90	171.20	181.50	180.00	181.80	179.50	205.20	191.20	199.80	200.10	2236.50
CHISOLM	174.30	227.10	192.90	197.70	187.10	180.00	197.10	172.20	192.20	179.00	190.70	126.90	2217.20
COGAR MURRAY	166.30	171.50	16.00	0.00	0.00	0.00	0.00	0.00	0.00	0.00	0.00	0.00	353.80
CUNNINGHAM	196.50	207.50	201.50	230.50	212.50	229.00	206.10	193.40	235.50	166.70	190.50	194.80	2464.50
DICKINSON	165.00	185.50	176.00	167.00	175.50	177.00	176.00	24.00	0.00	0.00	0.00	0.00	1246.00
FAERBER	0.00	0.00	0.00	164.00	171.00	141.00	173.00	151.50	180.00	153.50	177.50	174.00	1485.50
GEORGE	0.00	0.00	0.00	0.00	0.00	0.00	0.00	0.00	0.00	0.00	0.00	92.50	92.50
JACKSON	149.00	165.00	154.00	147.00	155.00	154.00	163.00	137.00	161.00	142.00	162.00	149.00	1838.00
JOHNSON S	82.00	193.00	179.50	176.50	182.50	175.00	187.50	168.80	192.50	169.50	184.00	202.50	2093.30
MICHELSON	174.80	205.00	198.80	187.00	183.80	171.70	192.10	178.70	194.40	164.30	191.70	204.80	2247.10
MILLER	151.10	140.50	156.50	153.30	161.00	168.60	161.80	146.10	163.30	135.80	162.80	165.00	1865.80
PANUCCI	168.30	177.90	171.50	167.80	174.80	165.10	170.90	152.90	182.50	160.00	182.50	176.80	2051.00
POORE	180.50	223.50	176.00	192.00	175.10	176.00	186.00	160.40	185.60	155.50	189.70	176.40	2176.70
ROBINSON	0.00	0.00	0.00	0.00	0.00	0.00	0.00	0.00	1.00	39.00	179.50	179.00	398.50
SHAVERS	154.30	198.30	182.80	174.40	178.50	176.30	175.80	161.40	184.50	171.80	181.10	172.90	2112.10
SHEETS	165.00	207.50	180.50	167.80	215.00	185.00	178.00	212.20	219.70	203.20	250.00	206.70	2390.60
SMITH	0.00	0.00	0.00	0.00	159.50	176.00	176.00	160.00	184.00	154.00	177.00	183.00	1369.50
STEWART	172.50	188.00	176.50	168.00	172.00	181.00	179.50	160.00	183.50	157.00	180.00	180.00	2098.00
SULLIVAN	168.00	183.50	169.00	168.00	171.00	175.00	176.50	158.00	182.00	169.00	183.00	182.00	2085.00
TARR	164.30	38.30	0.00	0.00	0.00	0.00	0.00	0.00	0.00	0.00	0.00	0.00	202.60
WALDEN	168.80	181.00	171.80	167.00	174.50	170.00	171.30	155.00	182.70	158.30	183.50	176.00	2059.90
CIRCUIT TOTAL	3763.40	4208.20	3826.30	3832.50	3949.50	3895.10	4008.70	3364.70	3841.10	3377.40	3896.50	3895.10	45858.50

CIRCUIT	JUL	AUG	SEP	OCT	NOV	DEC	JAN	FEB	MAR	APR	MAY	JUN	TOTAL
15TH CIRCUIT													
BINEGAR	154.00	188.50	160.70	168.00	150.00	151.30	152.40	151.50	184.40	151.40	162.00	167.50	1941.70
DAVIS G	152.80	166.50	173.70	155.50	150.50	163.00	137.00	150.50	173.50	146.80	160.80	179.70	1910.30
FOLIO	172.30	184.70	172.00	135.10	146.00	140.70	186.80	168.50	182.10	166.10	178.30	151.40	1984.00
MURRAY	0.00	0.00	0.00	0.00	0.00	0.00	0.00	16.00	173.00	153.70	159.10	90.00	591.80
SHOCKLEY	198.40	148.30	176.40	162.80	160.40	161.70	138.40	139.30	163.40	154.40	154.70	170.10	1928.30
SINKKANEN	164.30	199.20	179.00	157.90	150.80	178.80	167.30	156.40	184.10	155.20	167.10	168.30	2028.40
SKEEN	166.40	193.20	173.20	159.10	166.50	166.80	154.50	148.40	186.50	106.20	168.50	172.20	1961.50
ULRICH	206.60	135.10	203.20	180.10	193.60	205.50	149.10	143.20	201.20	155.70	179.10	192.10	2144.50
YOHO	155.70	166.20	161.60	153.10	145.30	151.20	43.50	0.00	0.00	0.00	0.00	0.00	976.60
CIRCUIT TOTAL	1370.50	1381.70	1399.80	1271.60	1263.10	1319.00	1129.00	1073.80	1448.20	1189.50	1329.60	1291.30	15467.10
18TH CIRCUIT													
COLLINS	158.60	183.50	144.50	150.70	113.90	165.50	189.40	187.20	163.70	146.30	171.80	176.70	1951.80
GOODRICH	158.80	169.70	159.00	154.10	66.60	145.70	166.40	155.00	183.30	132.20	188.00	176.90	1855.70
NIEHAUS	151.90	182.40	161.80	164.70	87.50	147.90	169.20	146.80	166.40	152.70	173.50	165.50	1870.30
CIRCUIT TOTAL	469.30	535.60	465.30	469.50	268.00	459.10	525.00	489.00	513.40	431.20	533.30	519.10	5677.80
23RD CIRCUIT													
ADAMS J	153.50	171.40	163.50	116.00	178.00	143.00	166.30	146.90	184.80	163.00	195.00	167.20	1948.60
BASHAM	100.50	143.50	118.90	152.10	128.00	134.00	148.50	141.00	165.00	131.50	165.50	150.00	1678.50
DEHAVEN	170.30	189.00	164.10	178.20	184.10	175.40	188.80	161.20	189.70	160.60	185.20	179.40	2126.00
DELANEY	152.00	162.00	180.00	175.00	163.00	163.00	160.00	83.00	152.00	161.00	197.50	194.00	1942.50
GREENBAUM	184.80	201.70	175.30	175.70	186.00	184.50	189.60	171.50	196.10	170.00	196.00	187.50	2218.70
KENT JR.	159.00	167.50	158.50	155.50	166.00	159.00	183.00	64.50	162.50	140.50	170.50	150.50	1837.00
LAWSON D	171.50	173.50	125.40	176.00	167.90	177.10	182.60	152.70	178.10	166.40	174.90	189.90	2036.00
PHILLIPS	183.50	191.60	193.20	165.50	181.00	179.80	184.00	167.00	172.80	164.30	178.50	185.00	2146.20
SPEAKER	144.70	185.30	171.60	164.50	170.80	173.00	163.90	157.00	170.70	138.80	164.00	178.50	1982.80
STANLEY	185.50	222.00	213.30	198.00	200.10	206.00	220.10	202.50	231.80	190.80	189.50	212.30	2471.90
WHITEOAK	159.00	172.20	166.00	153.50	172.90	175.50	173.00	148.50	173.50	152.00	183.00	179.20	2008.30
WRYE	85.80	87.80	92.50	70.50	85.00	63.30	72.00	47.30	63.80	72.00	68.30	102.00	910.30
CIRCUIT TOTAL	1850.10	2067.50	1922.30	1880.50	1982.80	1933.60	2031.80	1643.10	2040.80	1810.90	2067.90	2075.50	23306.80

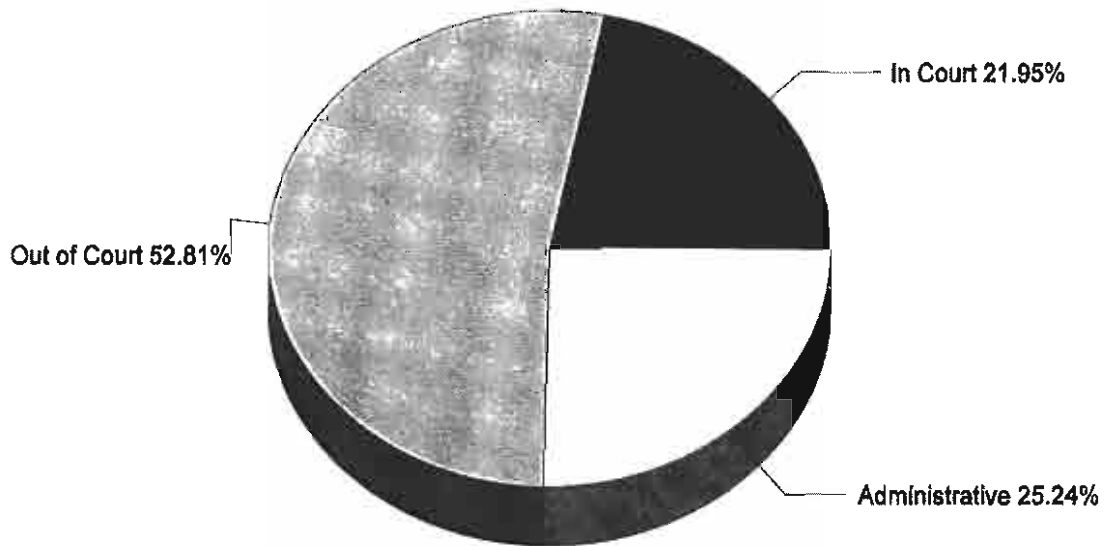
CIRCUIT	JUL	AUG	SEP	OCT	NOV	DEC	JAN	FEB	MAR	APR	MAY	JUN	TOTAL
24TH CIRCUIT													
PREECE	189.80	186.00	216.00	198.30	181.50	184.20	185.50	169.50	195.30	173.80	201.30	193.10	2274.30
QUEEN	169.00	188.50	180.50	165.00	176.00	175.10	196.30	143.70	180.20	167.00	180.70	182.80	2104.80
WILKINSON R	6.30	10.40	9.80	13.80	1.60	8.10	13.00	10.70	12.70	11.00	23.10	9.20	129.70
CIRCUIT TOTAL	365.10	384.90	406.30	377.10	359.10	367.40	394.80	323.90	388.20	351.80	405.10	385.10	4508.80
25TH CIRCUIT													
LAVENDER	186.50	208.00	184.70	184.90	184.50	168.50	186.10	172.00	186.00	163.60	180.00	175.30	2180.10
LOCKWOOD D	162.50	167.00	165.50	163.00	170.00	167.00	162.50	139.50	174.50	155.00	176.00	171.50	1974.00
MURPHY	2.00	0.00	0.00	0.00	0.00	0.50	0.00	0.00	4.00	0.00	0.00	0.00	6.50
NOLEN	176.20	175.30	178.60	169.30	173.40	168.30	183.40	167.80	181.20	160.00	181.30	189.60	2104.40
WHITE	179.70	191.60	184.60	180.80	213.10	179.00	174.30	184.90	189.50	158.50	209.00	205.80	2250.80
WOODS	212.50	244.80	179.50	199.70	225.90	223.70	217.00	201.00	248.80	195.50	224.00	227.60	2600.00
CIRCUIT TOTAL	919.40	986.70	892.90	897.70	966.90	907.00	923.30	865.20	984.00	832.60	970.30	969.80	11115.80
28TH CIRCUIT													
STANTON C	170.20	186.70	176.30	162.10	151.40	169.50	160.10	151.00	186.10	174.40	175.20	179.10	2042.10
WILLIAMS	164.10	184.00	166.50	157.20	149.40	166.60	164.00	153.30	186.60	166.90	167.00	180.60	2006.20
CIRCUIT TOTAL	334.30	370.70	342.80	319.30	300.80	336.10	324.10	304.30	372.70	341.30	342.20	359.70	4048.30
30TH CIRCUIT													
FOLEY	173.10	174.20	171.90	163.80	173.20	169.70	170.40	154.80	173.90	69.40	166.60	172.80	1933.80
JEWELL	30.80	44.20	57.10	1.60	11.10	56.40	35.30	9.50	139.80	122.90	172.20	190.30	871.20
KNOPP	200.20	189.20	184.40	188.00	200.10	195.20	217.30	205.90	236.60	180.30	214.80	196.20	2408.20
MCCUNE	99.10	121.60	150.60	100.20	117.30	115.00	135.10	114.20	127.50	123.60	153.50	177.60	1535.30
CIRCUIT TOTAL	503.20	529.20	564.00	453.60	501.70	536.30	558.10	484.40	677.80	496.20	707.10	736.90	6748.50
Due to Case Management Software Technical difficulties at the 30th Circuit, time reported may be lower than actual.													
STATE TOTAL	17965.30	19535.80	18494.30	18274.90	18526.30	18569.90	19293.30	17199.50	20157.70	17036.60	19260.10	19160.60	223474.30

**PUBLIC DEFENDER HOURS WORKED
BY ATTORNEY
IN COURT/OUT OF COURT/ADMINISTRATIVE**

**PD HOURS IN COURT/OUT OF COURT/ADMINISTRATIVE
FY 2006**

In Court	49,042.40
Out of Court	118,024.00
Administrative	56,408.00
TOTAL HOURS	223,474.40

PD HOURS FY 2006



**PUBLIC DEFENDER CORPORATIONS
TIME REPORT FOR PERIOD 07/01/05 TO 06/30/06
IN COURT/OUT OF COURT AND ADMINISTRATIVE TIME**

CIRCUIT	IN COURT	OUT OF COURT	ADMIN	TOTAL HOURS
1ST CIRCUIT				
BROGAN, JR.	418.30	1469.70	414.70	2302.70
BRUN	179.70	1324.50	318.40	1822.60
DELONG	320.80	603.10	331.70	1255.60
GARDILL	546.80	988.00	294.60	1829.40
MOORE	456.10	1375.40	397.00	2228.50
TWITTY	224.00	1481.30	382.70	2088.00
WELLING	294.20	1083.70	602.00	1979.90
WOOD	377.90	1045.00	612.70	2035.60
CIRCUIT TOTAL	2817.80	9370.70	3353.80	15542.30
2ND CIRCUIT				
ANDERSON J	196.70	1425.80	335.40	1957.90
GAINER	142.40	1463.80	280.10	1886.30
HART	182.00	1414.10	254.50	1850.60
ZEHNDER	98.50	1131.10	657.30	1886.90
CIRCUIT TOTAL	619.60	5434.80	1527.30	7581.70
5TH CIRCUIT				
BOSTIC	437.30	1157.90	507.00	2102.20
BOYLES	66.70	277.60	46.00	390.30
HOLMES	476.50	978.60	342.80	1797.90
MONK	508.60	1272.50	398.50	2179.60
SETTLE	285.70	866.50	594.50	1746.70
SHAVER	303.90	1192.10	585.00	2081.00
CIRCUIT TOTAL	2078.70	5745.20	2473.80	10297.70

CIRCUIT	IN COURT	OUT OF COURT	ADMIN	TOTAL HOURS
6TH CIRCUIT				
ADAMS J	625.00	903.80	260.50	1789.30
BRYSON	534.30	848.30	268.10	1650.70
CARICO	523.50	1092.70	344.00	1960.20
HENDERSON	832.60	1327.10	331.10	2490.80
JORDAN	642.30	1039.00	571.10	2252.40
LAWSON K	732.00	756.00	264.40	1752.40
LEVY	298.70	297.00	848.80	1444.50
STOLZE	547.80	892.80	372.90	1813.50
WEED	527.70	1148.40	329.70	2005.80
WILKINSON R	177.10	1229.60	678.70	2085.40
CIRCUIT TOTAL	5441.00	9534.70	4269.30	19245.00
7TH CIRCUIT				
ADKINS	514.60	918.90	431.80	1865.30
BLEVINS M	269.50	511.20	135.00	915.70
MERCERUIO	303.20	815.30	493.30	1611.80
SPRADLING	368.10	767.10	277.60	1412.80
CIRCUIT TOTAL	1455.40	3012.50	1337.70	5805.60
8TH CIRCUIT				
ALVAREZ	163.50	549.60	112.00	825.10
ANDERSON J	324.80	1276.70	245.30	1846.80
BLAIR	807.50	997.30	235.80	2040.60
LINKOUS G	0.00	0.00	16.30	16.30
CIRCUIT TOTAL	1295.80	2823.60	609.40	4728.80

CIRCUIT	IN COURT	OUT OF COURT	ADMIN	TOTAL HOURS
9TH CIRCUIT				
ASH	359.60	910.00	486.50	1756.10
BISAHA	596.40	1120.50	297.50	2014.40
BURKS	181.70	700.40	941.50	1823.60
FRENCH	210.80	828.90	776.50	1816.20
HAGER E	442.30	1326.40	354.30	2123.00
KEECH	0.00	2.50	11.50	14.00
LINKOUS G	464.70	820.00	412.90	1697.60
MCGINNIS	406.60	1102.20	485.00	1993.80
CIRCUIT TOTAL	2662.10	6810.90	3765.70	13238.70
10TH CIRCUIT				
FRASHER	527.60	1114.90	549.20	2191.70
GRIFFITH	662.90	830.40	394.00	1887.30
HEBB	541.10	1500.10	135.00	2176.20
NOGGY	444.80	1302.60	652.60	2400.00
RASHEED	832.60	987.40	318.60	2138.60
SHUCK	1218.50	505.80	369.50	2093.80
TURNER	752.60	866.30	463.00	2081.90
CIRCUIT TOTAL	4980.10	7107.50	2881.90	14969.50
11TH CIRCUIT				
DANIELL	318.30	1337.00	331.00	1986.30
LORENSEN	355.70	1226.00	514.10	2095.80
MCMILLION	386.20	1619.30	247.70	2253.20
PARAGAMIAN	331.90	1480.20	346.50	2158.60
CIRCUIT TOTAL	1392.10	5662.50	1439.30	8493.90
12TH CIRCUIT				
ADKINS	124.70	440.40	54.20	619.30
FRALEY N	459.90	1596.40	135.90	2192.20
MURPHY K	316.10	614.90	1044.50	1975.50
STANTON E	429.70	1459.00	163.90	2052.60
CIRCUIT TOTAL	1330.40	4110.70	1398.50	6839.60

CIRCUIT	IN COURT	OUT OF COURT	ADMIN	TOTAL HOURS
13TH CIRCUIT				
ANDERSON J	871.40	384.80	800.80	2057.00
AYERS	19.30	1846.70	795.70	2661.70
BROWN B	375.50	1356.50	406.00	2138.00
CAMPBELL W	16.70	778.60	434.90	1230.20
CARLTON	59.50	247.00	153.30	459.80
CASTELLE	54.30	1327.60	845.80	2227.70
CATLETT R	233.40	1447.10	556.00	2236.50
CHISOLM	332.20	1442.90	442.10	2217.20
COGAR MURRAY	145.30	95.50	113.00	353.80
CUNNINGHAM	663.50	1258.40	542.60	2464.50
DICKINSON	233.00	611.50	401.50	1246.00
FAERBER	587.00	99.50	799.00	1485.50
GEORGE	0.00	50.00	42.50	92.50
JACKSON	375.00	1177.00	286.00	1838.00
JOHNSON	971.10	455.20	667.00	2093.30
MICHELSON	442.30	1540.60	264.20	2247.10
MILLER	645.40	577.60	642.80	1865.80
PANUCCI	84.60	258.70	1707.70	2051.00
POORE	694.70	173.20	1308.80	2176.70
ROBINSON	175.00	3.00	220.50	398.50
SHAVERS	335.00	1412.40	364.70	2112.10
SHEETS	619.90	1116.00	654.70	2390.60
SMITH	252.00	468.00	649.50	1369.50
STEWART	512.20	1004.90	580.90	2098.00
SULLIVAN	506.50	1274.00	304.50	2085.00
TARR	24.30	112.80	65.50	202.60
WALDEN	116.00	1067.00	876.90	2059.90
CIRCUIT TOTAL	9345.10	21586.50	14926.90	45858.50

CIRCUIT	IN COURT	OUT OF COURT	ADMIN	TOTAL HOURS
15TH CIRCUIT				
BINEGAR	530.70	1079.90	331.10	1941.70
DAVIS G	659.90	1063.40	187.00	1910.30
FOLIO	266.90	1599.10	118.00	1984.00
MURRAY	84.80	407.10	99.90	591.80
SHOCKLEY	332.50	1133.30	462.50	1928.30
SINKKANEN	353.10	1357.40	317.90	2028.40
SKEEN	267.60	1231.60	462.30	1961.50
ULRICH	576.90	1281.00	286.60	2144.50
YOHO	225.60	686.50	64.50	976.60
CIRCUIT TOTAL	3298.00	9839.30	2329.80	15467.10
18TH CIRCUIT				
COLLINS	216.30	1260.50	475.00	1951.80
GOODRICH	329.00	712.00	814.70	1855.70
NIEHAUS	207.90	1022.50	639.90	1870.30
CIRCUIT TOTAL	753.20	2995.00	1929.60	5677.80
23RD CIRCUIT				
ADAMS J	88.50	183.20	1676.90	1948.60
BASHAM	405.90	845.60	427.00	1678.50
DEHAVEN	801.00	848.50	476.50	2126.00
DELANEY	560.50	1074.00	308.00	1942.50
GREENBAUM	431.30	1458.40	329.00	2218.70
KENT JR.	502.50	1008.00	326.50	1837.00
LAWSON D	468.70	913.50	653.80	2036.00
PHILLIPS	380.10	1135.10	631.00	2146.20
SPEAKER	475.60	365.10	1142.10	1982.80
STANLEY	700.00	1297.30	474.60	2471.90
WHITEOAK	492.60	1258.50	257.20	2008.30
WRYE	354.00	487.00	69.30	910.30
CIRCUIT TOTAL	5660.70	10874.20	6771.90	23306.80

CIRCUIT	IN COURT	OUT OF COURT	ADMIN	TOTAL HOURS
24TH CIRCUIT				
PREECE	987.00	944.90	342.40	2274.30
QUEEN	749.00	646.20	709.60	2104.80
WILKINSON R	0.00	82.50	47.20	129.70
CIRCUIT TOTAL	1736.00	1673.60	1099.20	4508.80
25TH CIRCUIT				
LAVENDER	580.40	751.70	848.00	2180.10
LOCKWOOD D	587.50	925.50	461.00	1974.00
MURPHY K	0.50	2.00	4.00	6.50
NOLEN	340.30	645.90	1118.20	2104.40
WHITE R	446.20	594.50	1210.10	2250.80
WOODS	326.30	1988.20	285.50	2600.00
CIRCUIT TOTAL	2281.20	4907.80	3926.80	11115.80
28TH CIRCUIT				
STANTON C	636.60	823.80	581.70	2042.10
WILLIAMS	765.90	846.70	393.60	2006.20
CIRCUIT TOTAL	1402.50	1670.50	975.30	4048.30
30TH CIRCUIT				
FOLEY	70.30	1619.10	244.40	1933.80
JEWELL	117.70	549.80	203.70	871.20
KNOPP	133.50	1928.40	346.30	2408.20
MCCUNE	171.20	766.70	597.40	1535.30
CIRCUIT TOTAL	492.70	4864.00	1391.80	6748.50
Due to Case Management Software Technical difficulties at the 30th Circuit, time reported may be lower than actual.				
STATE TOTAL	49042.40	118024.00	56408.00	223474.40

**PUBLIC DEFENDER CORPORATIONS
CASES AND CHARGES REPRESENTED,
OPENED, AND CLOSED
BY CASE TYPE**

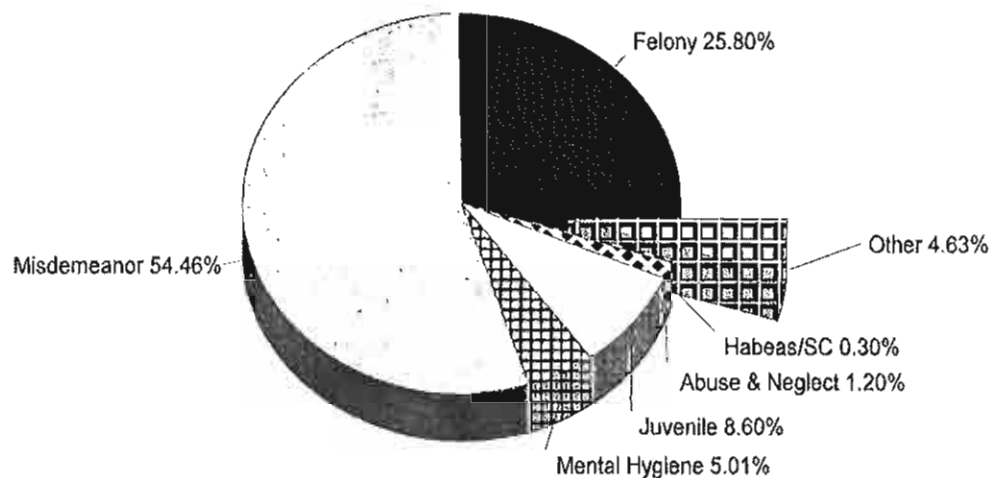
Public Defender Corporations Caseload for FY 2006

(CASES REPRESENTED)

Felony	11,039
Misdemeanor	23,304
Mental Hygiene	2,142
Juvenile	3,680
Abuse & Neglect	514
Habeas/SC	129
Other	1,981
<div style="border: 1px solid black; padding: 2px;"> Parole/Probation Revoc., Extradition, and Contempt </div>	
Total Caseload	42,789

Public Defender Caseload FY 2006

by Case Type



**PUBLIC DEFENDER CORPORATIONS
 CASES REPRESENTED FY 2006
 INCLUDES CARRYOVER AND NEW OPENED CASES**

CIRCUIT/COUNTY	FELONY	MISDEMEAN	MENTAL HYGIENE	JUVENILE	PAROLE PROBAT. REVOCAT.	TERMIN./ ABUSE	HABEAS SC	OTHER	TOTAL
1ST CIRCUIT	571	1826	2	222	119	34	7	113	2894
2ND CIRCUIT	258	519	0	180	40	34	9	26	1066
5TH CIRCUIT	321	643	92	52	13	45	0	13	1179
6TH CIRCUIT	1676	3784	0	355	85	35	1	15	5951
7TH CIRCUIT	600	623	235	97	31	64	17	12	1679
8TH CIRCUIT	463	1017	23	106	1	42	1	38	1691
9TH CIRCUIT	504	2008	69	105	104	70	9	43	2912
10TH CIRCUIT	980	1844	428	257	92	18	3	1	3623
11TH CIRCUIT	249	445	113	104	36	23	14	59	1043
12TH CIRCUIT	252	517	32	54	19	26	3	34	937
13TH CIRCUIT	1970	4632	596	525	122	0	42	346	8233
15TH CIRCUIT	442	969	73	362	102	39	4	40	2031
18TH CIRCUIT	145	185	64	101	27	20	2	28	572
23RD CIRCUIT	1526	1979	80	662	116	0	13	63	4439
24TH CIRCUIT	254	537	0	187	0	0	0	18	996
25TH CIRCUIT	298	937	132	101	89	33	2	57	1649
28TH CIRCUIT	188	358	52	75	2	28	2	10	715
30TH CIRCUIT	342	481	151	135	18	3	0	49	1179
TOTALS	11039	23304	2142	3680	1016	514	129	965	42789

**PUBLIC DEFENDER CORPORATIONS
TOTAL CHARGES FOR CASES REPRESENTED FY 2006
INCLUDES CARRYOVER AND NEW OPENED CHARGES**

CIRCUIT COUNTY	FELONY		MISDEMEANOR		MENTAL HYGIENE		JUVENILE		PAROLE PROBATION REVOCATION		TERMINATION/ ABUSE		HABEAS SUP. COURT		OTHER				
	PRI	CHGS	PRI	CHGS	PRI	CHGS	PRI	CHGS	PRI	CHGS	PRI	CHGS	PRI	CHGS	PRI	CHGS			
1ST CIRCUIT	571	859	1826	2503	2	2	222	248	119	120	34	62	7	7	113	116			
2ND CIRCUIT	258	1148	519	1163	0	0	180	276	40	41	34	63	9	9	26	29			
5TH CIRCUIT	321	1064	643	1359	92	92	52	64	13	15	45	70	0	0	13	13			
6TH CIRCUIT	1676	3291	3784	6254	0	0	355	423	85	96	35	44	1	1	15	16			
7TH CIRCUIT	600	1941	623	1628	235	235	97	139	31	37	64	109	17	17	12	13			
8TH CIRCUIT	463	1525	1017	2103	23	23	106	214	1	23	42	78	1	1	38	40			
9TH CIRCUIT	504	2231	2008	3630	69	72	105	202	104	104	70	147	9	9	43	46			
10TH CIRCUIT	980	2023	1844	3239	428	428	257	375	92	92	18	26	3	3	1	1			
11TH CIRCUIT	249	674	445	681	113	113	104	148	36	38	23	28	14	14	59	59			
12TH CIRCUIT	252	859	517	1101	32	32	54	91	19	19	26	34	3	3	34	54			
13TH CIRCUIT	1970	4120	4632	9320	596	596	525	886	122	132	0	0	42	43	346	960			
15TH CIRCUIT	442	958	969	1498	73	73	362	601	102	102	39	39	4	4	40	43			
18TH CIRCUIT	145	454	185	340	64	64	101	116	27	28	20	26	2	2	28	29			
23RD CIRCUIT	1526	3181	1979	4315	80	80	662	687	116	116	0	0	13	13	63	65			
24TH CIRCUIT	254	625	537	1036	0	0	187	239	0	0	0	0	0	0	18	24			
25TH CIRCUIT	298	926	937	2181	132	132	101	158	89	90	33	61	2	2	57	57			
28TH CIRCUIT	188	611	358	537	52	52	75	115	2	2	28	36	2	2	10	17			
30TH CIRCUIT	342	861	481	907	151	151	135	166	18	18	3	3	0	0	49	49			
TOTALS	11039	27351	23304	43795	2142	2145	3680	5148	1016	1073	514	826	129	130	965	1631			
																	TOTAL CHARGES	82099	
																		TOTAL CASES	42789

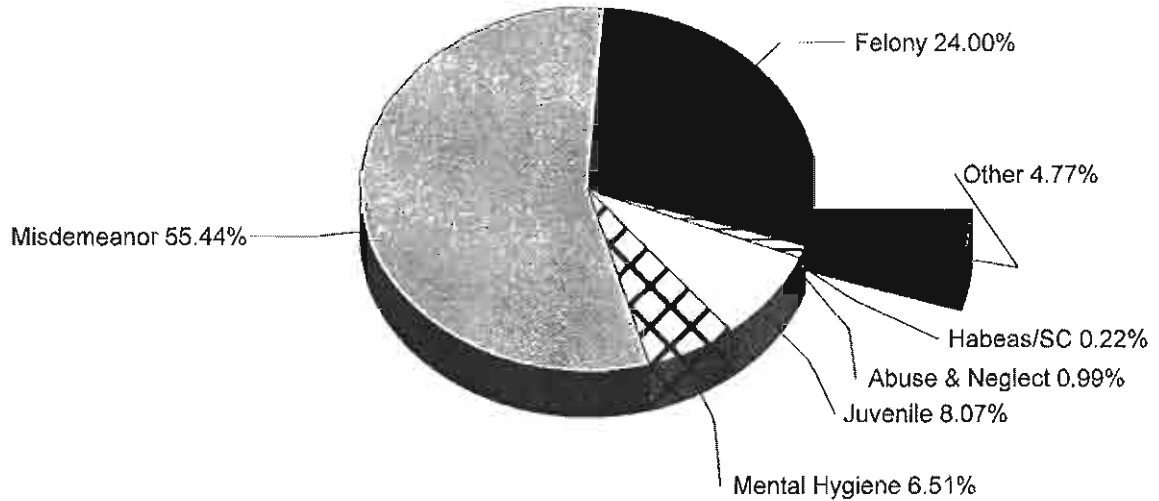
Public Defender Corporations New Open Cases for FY 2006

Felony	7,426
Misdemeanor	17,155
Mental Hygiene	2,014
Juvenile	2,496
Abuse & Neglect	306
Habeas/SC	69
Other	1,475

Parole/Probation Revoc., Extradition, and Contempt

Total Caseload 30,941

Public Defender New Open Cases FY 2006 by Case Type



**PUBLIC DEFENDER CORPORATIONS
NEW CASES OPENED BY CASE TYPE FOR FY 2006**

CIRCUIT	FELONY	MISDEMEAN	MENTAL HYGIENE	JUVENILE	PAROLE PROBAT. REVOCAT	TERMIN/ ABUSE	HABEAS/ SC	OTHER	TOTAL CASES
1ST CIRCUIT	396	1288	2	140	74	14	1	78	1993
2ND CIRCUIT	179	451	0	116	33	25	5	22	831
5TH CIRCUIT	223	486	92	35	12	27	0	12	887
6TH CIRCUIT	1208	2897	0	253	63	19	1	9	4450
7TH CIRCUIT	329	371	228	53	18	25	8	4	1036
8TH CIRCUIT	287	687	17	50	1	24	1	28	1095
9TH CIRCUIT	366	1516	69	58	71	50	4	37	2171
10TH CIRCUIT	638	1356	407	178	70	10	1	1	2661
11TH CIRCUIT	164	357	111	62	20	11	10	29	764
12TH CIRCUIT	188	466	32	50	18	25	2	33	814
13TH CIRCUIT	1218	3211	596	327	84	0	28	294	5758
15TH CIRCUIT	251	722	62	239	72	23	0	29	1398
18TH CIRCUIT	67	101	54	67	17	9	1	22	338
23RD CIRCUIT	1135	1489	70	501	87	0	4	46	3332
24TH CIRCUIT	168	378	0	137	0	0	0	8	691
25TH CIRCUIT	204	704	131	80	71	27	1	51	1269
28TH CIRCUIT	128	286	44	54	1	16	2	7	538
30TH CIRCUIT	277	389	99	96	16	1	0	37	915
TOTAL	7426	17155	2014	2496	728	306	69	747	30941

**PUBLIC DEFENDER CORPORATIONS
TOTAL CHARGES FOR NEW CASES OPENED FY 2006**

CIRCUIT COUNTY	FELONY		MISDEMEANOR		MENTAL HYGIENE		JUVENILE		PAROLE PROBATION REVOCATION		TERMINATION/ ABUSE		HABEAS SUP.COURT		OTHER	
	PRI	CHGS	PRI	CHGS	PRI	CHGS	PRI	CHGS	PRI	CHGS	PRI	CHGS	PRI	CHGS	PRI	CHGS
1ST CIRCUIT	396	561	1288	1781	2	2	140	158	74	75	14	25	1	1	78	79
2ND CIRCUIT	179	785	451	1038	0	0	116	164	33	33	25	41	5	5	22	25
5TH CIRCUIT	223	684	486	1062	92	92	35	42	12	14	27	41	0	0	12	12
6TH CIRCUIT	1208	2375	2897	4738	0	0	253	313	63	74	19	26	1	1	9	10
7TH CIRCUIT	329	1195	371	1001	228	228	53	67	18	24	25	37	8	8	4	4
8TH CIRCUIT	287	1002	687	1400	17	17	50	103	1	23	24	47	1	1	28	30
9TH CIRCUIT	366	1664	1516	2732	69	72	58	92	71	71	50	110	4	4	37	40
10TH CIRCUIT	638	1256	1356	2391	407	407	178	232	70	70	10	13	1	1	1	1
11TH CIRCUIT	164	447	357	550	111	111	62	91	20	22	11	13	10	10	29	29
12TH CIRCUIT	188	540	466	1005	32	32	50	85	18	18	25	30	2	2	33	52
13TH CIRCUIT	1218	2454	3211	6081	596	596	327	544	84	93	0	0	28	29	294	839
15TH CIRCUIT	251	573	722	1112	62	62	239	437	72	72	23	23	0	0	29	30
18TH CIRCUIT	67	233	101	193	54	54	67	80	17	17	9	10	1	1	22	23
23RD CIRCUIT	1135	2391	1489	3193	70	70	501	522	87	87	0	0	4	4	46	46
24TH CIRCUIT	168	452	378	719	0	0	137	181	0	0	0	0	0	0	8	14
25TH CIRCUIT	204	629	704	1678	131	131	80	124	71	72	27	52	1	1	51	51
28TH CIRCUIT	128	454	286	427	44	44	54	93	1	1	16	19	2	2	7	14
30TH CIRCUIT	277	703	389	745	99	99	96	117	16	16	1	1	0	0	37	37
TOTAL	7426	18398	17155	31846	2014	2017	2496	3445	728	782	306	488	69	70	747	1336
															TOTAL CHARGES	58382
															TOTAL CASES	30941

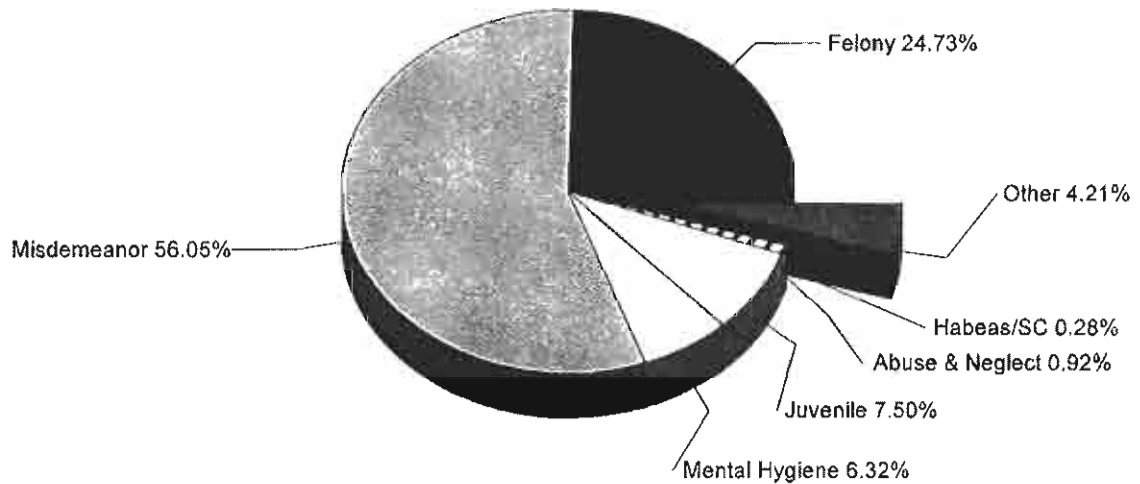
Public Defender Corporations Closed Cases for FY2006

Felony	6,848
Misdemeanor	15,522
Mental Hygiene	1,749
Juvenile	2,076
Abuse & Neglect	255
Habeas/SC	77
Other	1,167

Parole/Probation Revoc., Extradition, and Contempt

Total Caseload 27,694

Public Defender Closed Cases FY 2006 by Case Type

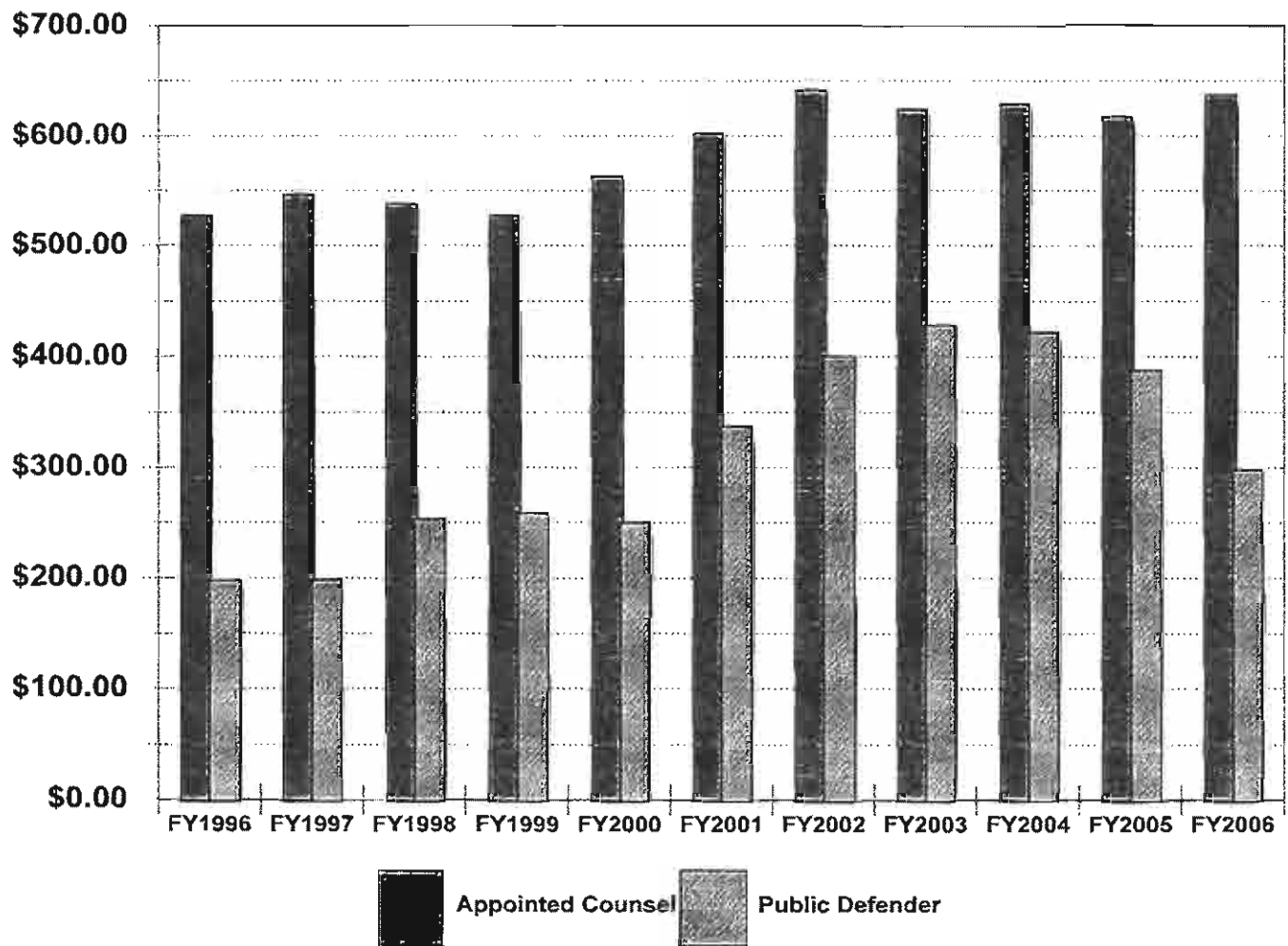


**PUBLIC DEFENDER CORPORATIONS
NEW CASES CLOSED BY CASE TYPE FOR FY 2006**

CIRCUIT	FELONY	MISDEMEAN	MENTAL		PAROLE		HABEAS/ SC	OTHER	TOTAL CASES
			HYGIENE	JUVENILE	PROBAT. REVOCAT	TERMIN/ ABUSE			
1ST CIRCUIT	355	1216	17	113	61	16	4	72	1854
2ND CIRCUIT	153	412	0	121	35	12	2	16	751
5TH CIRCUIT	210	497	93	31	9	37	2	10	889
6TH CIRCUIT	1063	2248	0	206	44	23	0	7	3591
7TH CIRCUIT	276	293	231	42	13	24	10	5	894
8TH CIRCUIT	226	612	11	61	1	25	0	21	957
9TH CIRCUIT	347	1462	69	42	62	27	8	37	2054
10TH CIRCUIT	536	1212	332	141	42	12	0	1	2276
11TH CIRCUIT	106	292	86	66	17	13	7	22	609
12TH CIRCUIT	159	434	31	20	16	5	2	32	699
13TH CIRCUIT	1112	2795	429	186	66	0	31	165	4784
15TH CIRCUIT	319	590	58	207	60	11	1	33	1279
18TH CIRCUIT	87	130	26	32	16	12	0	17	320
23RD CIRCUIT	1118	1463	76	518	57	0	6	45	3283
24TH CIRCUIT	179	368	0	136	0	0	0	10	693
25TH CIRCUIT	204	830	134	39	72	15	2	46	1342
28TH CIRCUIT	131	269	44	35	1	22	1	6	509
30TH CIRCUIT	267	399	112	80	11	1	1	39	910
TOTAL	6848	15522	1749	2076	583	255	77	584	27694

**APPENDIX C:
APPOINTED COUNSEL/PUBLIC DEFENDER
COMPARISONS
AVERAGE COSTS BY JUDICIAL CIRCUIT**

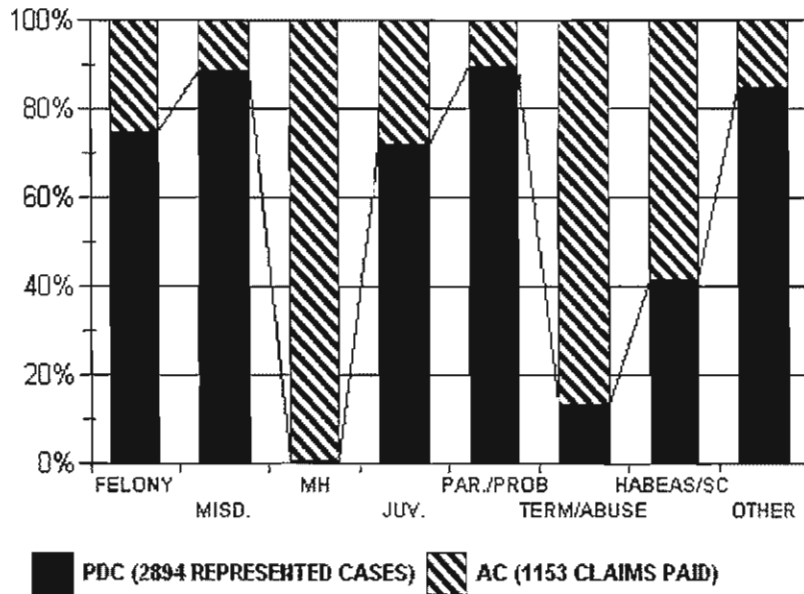
AC/PDC COST PER CLAIM/CASE FY1996 - FY2006



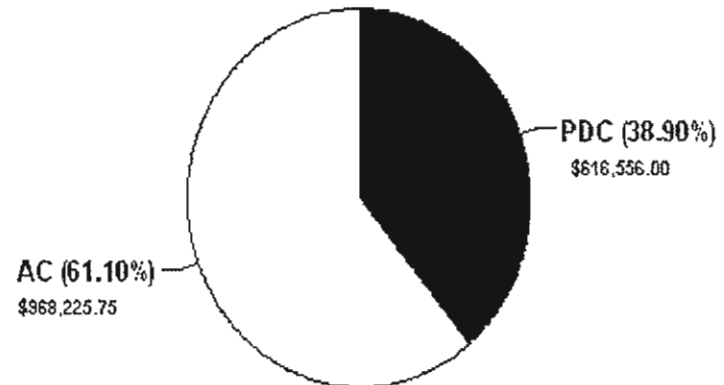
**1ST CIRCUIT (BROOKE, HANCOCK & OHIO COUNTIES)
PDC CASES REPRESENTED COMPARED TO AC CLAIMS PAID FY 2006**

CASE TYPES						PDC	AC				
	PDC	AC	TOTAL	%PDC	%AC	DISBURSEMENTS	DISBURSEMENTS	TOTAL	%PDC	%AC	
FELONY	571	191	762	74.93%	25.07%	\$616,556.00	\$968,225.75	\$1,584,781.75	38.90%	61.10%	
MISD.	1826	233	2059	88.68%	11.32%						
MH	2	376	378	0.53%	99.47%	AVG PDC COST	AVG AC COST				
JUV.	222	87	309	71.84%	28.16%	PER CASE	PER CASE				
PAR./PROB	119	14	133	89.47%	10.53%						
TERM/ABUSE	34	222	256	13.28%	86.72%	\$213.05	\$839.74				
HABEAS/SC	7	10	17	41.18%	58.82%						
OTHER	113	20	133	84.96%	15.04%						
TOTAL	2894	1153	4047	71.51%	28.49%						

**1ST CIRC REPRESENTED CASES/CLAIMS PAID
FY 2006**

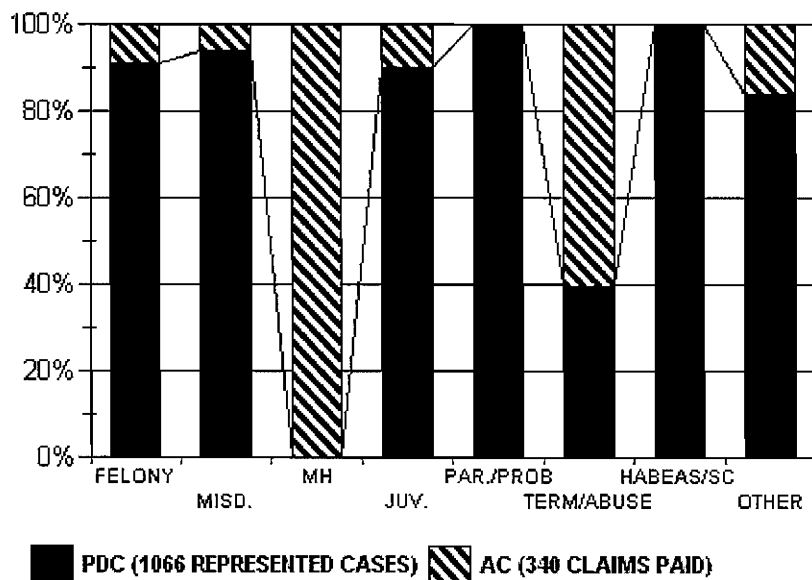


**1ST CIRCUIT PDC/AC DISBURSEMENTS
FY 2006
\$1,584,781.75**

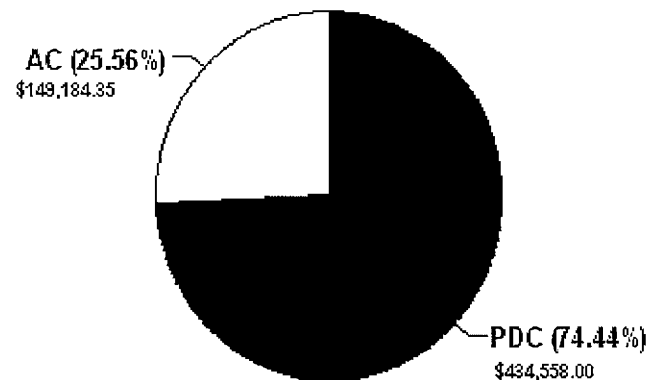


2ND CIRCUIT (MARSHALL, TYLER, & WETZEL COUNTIES)							PDC CASES REPRESENTED COMPARED TO AC CLAIMS PAID FY 2006				
CASE TYPES	PDC	AC	TOTAL	%PDC	%AC	PDC	AC	TOTAL	%PDC	%AC	
						DISBURSEMENTS	DISBURSEMENTS				
FELONY	258	26	284	90.85%	9.15%	\$434,558.00	\$149,184.35	\$583,742.35	74.44%	25.56%	
MISD.	519	35	554	93.68%	6.32%						
MH	0	202	202	0.00%	100.00%	AVG PDC COST	AVG AC COST				
JUV.	180	20	200	90.00%	10.00%	PER CASE	PER CASE				
PAR./PROB	40	0	40	100.00%	0.00%						
TERM/ABUSE	34	52	86	39.53%	60.47%	\$407.65	\$438.78				
HABEAS/SC	9	0	9	100.00%	0.00%						
OTHER	26	5	31	83.87%	16.13%						
TOTAL	1066	340	1406	75.82%	24.18%						

2ND CIRC REPRESENTED CASES/CLAIMS PAID
FY 2006



2ND CIRCUIT PDC/AC DISBURSEMENTS
FY 2006
\$583,742.35



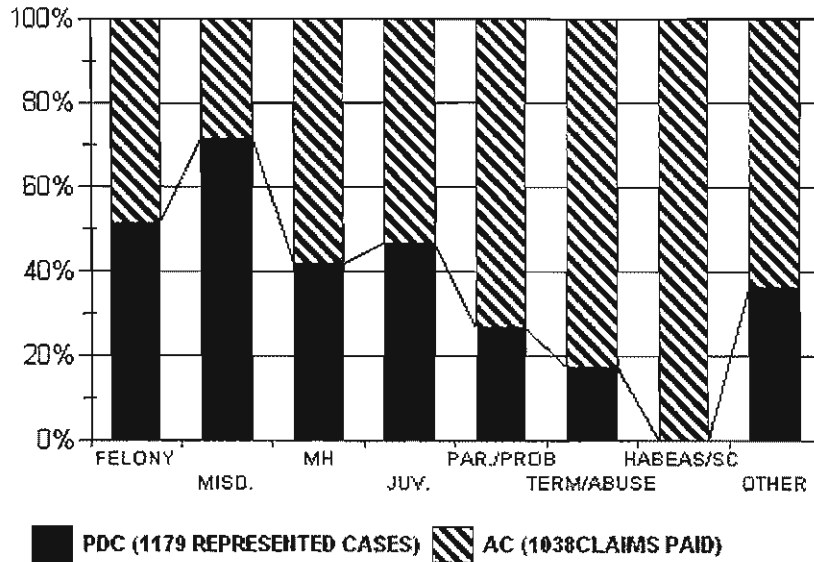
5TH CIRCUIT (CALHOUN, JACKSON, MASON & ROANE COUNTIES)

PDC CASES REPRESENTED COMPARED TO AC CLAIMS PAID FY 2006

*A Circuit Court order prohibits PDC work in Mason County. All indigent work is performed by Appointed Counsel.

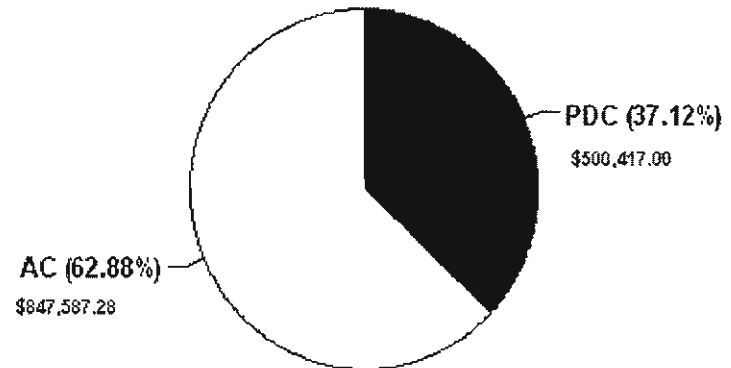
CASE TYPES	PDC	AC	TOTAL	%PDC	%AC	PDC	AC	TOTAL	%PDC	%AC
						DISBURSEMENTS	DISBURSEMENTS			
FELONY	321	301	622	51.61%	48.39%	\$500,417.00	\$847,587.28	\$1,348,004.28	37.12%	62.88%
MISD.	643	258	901	71.37%	28.63%					
MH	92	129	221	41.63%	58.37%	AVG PDC COST	AVG AC COST			
JUV.	52	60	112	46.43%	53.57%	PER CASE	PER CASE			
PAR./PROB	13	36	49	26.53%	73.47%					
TERM/ABUSE	45	216	261	17.24%	82.76%	\$424.44	\$816.56			
HABEAS/SC	0	15	15	0.00%	100.00%					
OTHER	13	23	36	36.11%	63.89%					
TOTAL	1179	1038	2217	53.18%	46.82%					

**5TH CIRCUIT REPRESENTED CASES/CLAIMS PAID
FY 2006**



**5TH CIRCUIT PDC/AC DISBURSEMENTS
FY 2006**

\$1,348,004.28



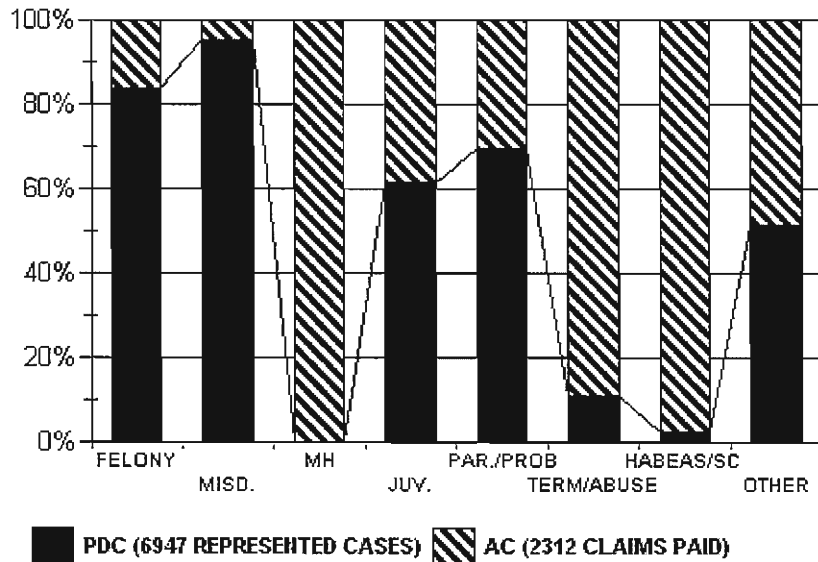
6TH CIRCUIT and 24TH (CABELL & WAYNE COUNTIES)

PDC CASES REPRESENTED COMPARED TO AC CLAIMS PAID FY 2006

*The 6th/24th Circuits operate under one Public Defender Corporation. AC figures include both Cabell and Wayne Counties.

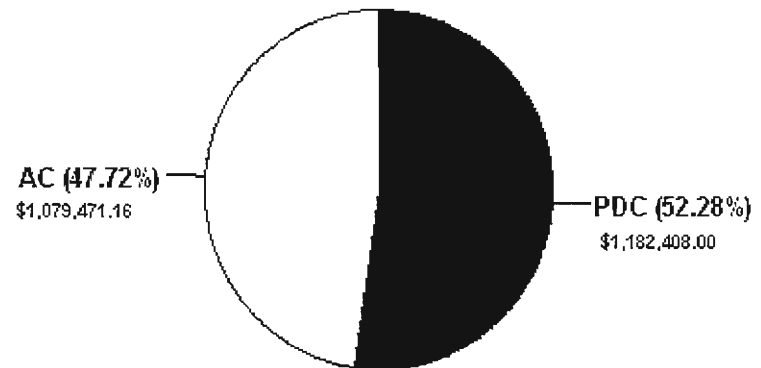
CASE TYPES	PDC	AC	TOTAL	%PDC	%AC	PDC DISBURSEMENTS	AC DISBURSEMENTS	TOTAL	%PDC	%AC
	FELONY	1930	371	2301	83.88%	16.12%	\$1,182,408.00	\$1,079,471.16	\$2,261,879.16	52.28%
MISD.	4321	205	4526	95.47%	4.53%					
MH	0	987	987	0.00%	100.00%	AVG PDC COST	AVG AC COST			
JUV.	542	339	881	61.52%	38.48%	PER CASE	PER CASE			
PAR./PROB	85	37	122	69.67%	30.33%					
TERM/ABUSE	35	296	331	10.57%	89.43%	\$170.20	\$466.90			
HABEAS/SC	1	46	47	2.13%	97.87%					
OTHER	33	31	64	51.56%	48.44%					
TOTAL	6947	2312	9259	75.03%	24.97%					

**6TH/24TH CIR REPRESENTED CASES/CLAIMS
FY 2006**



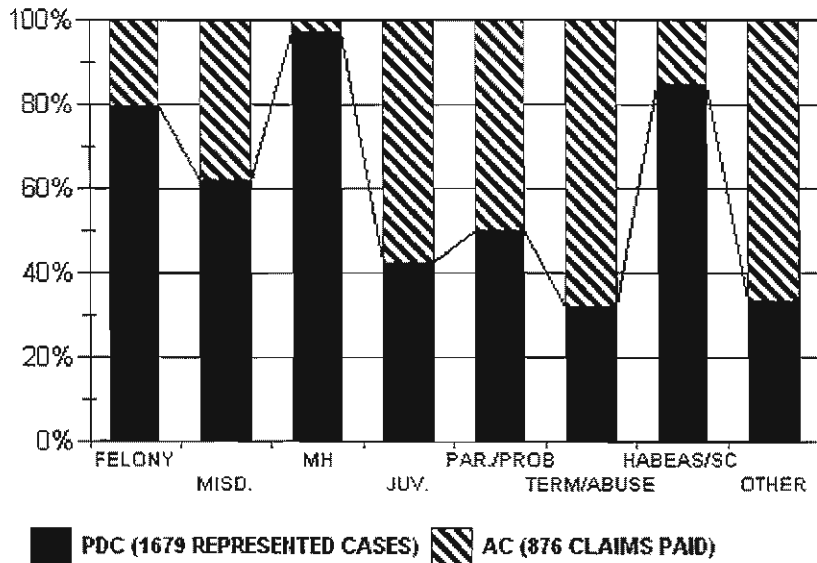
**6TH/24TH CIRCUITS PDC/AC DISBURSEMENTS
FY 2006**

\$2,261,879.16

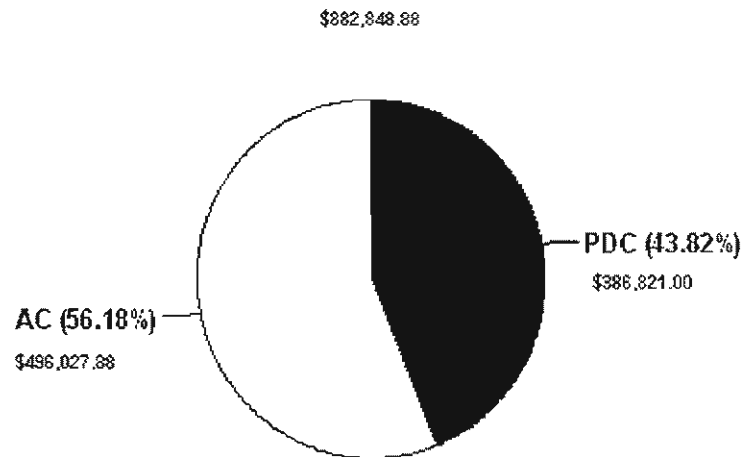


7TH CIRCUIT (LOGAN COUNTY)							PDC CASES REPRESENTED COMPARED TO AC CLAIMS PAID FY 2006				
CASE TYPES	PDC	AC	TOTAL	%PDC	%AC	PDC	AC	TOTAL	%PDC	%AC	
						DISBURSEMENTS	DISBURSEMENTS				
FELONY	600	155	755	79.47%	20.53%	\$386,821.00	\$496,027.88	\$882,848.88	43.82%	56.18%	
MISD.	623	386	1009	61.74%	38.26%						
MH	235	7	242	97.11%	2.89%	AVG PDC COST	AVG AC COST				
JUV.	97	133	230	42.17%	57.83%	PER CASE	PER CASE				
PAR./PROB	31	31	62	50.00%	50.00%						
TERM/ABUSE	64	137	201	31.84%	68.16%	\$230.39	\$566.24				
HABEAS/SC	17	3	20	85.00%	15.00%						
OTHER	12	24	36	33.33%	66.67%						
TOTAL	1679	876	2555	65.71%	34.29%						

7TH CIRC REPRESENTED CASES/CLAIMS PAID
FY 2006



7TH CIRCUIT PDC/AC DISBURSEMENTS
FY 2006

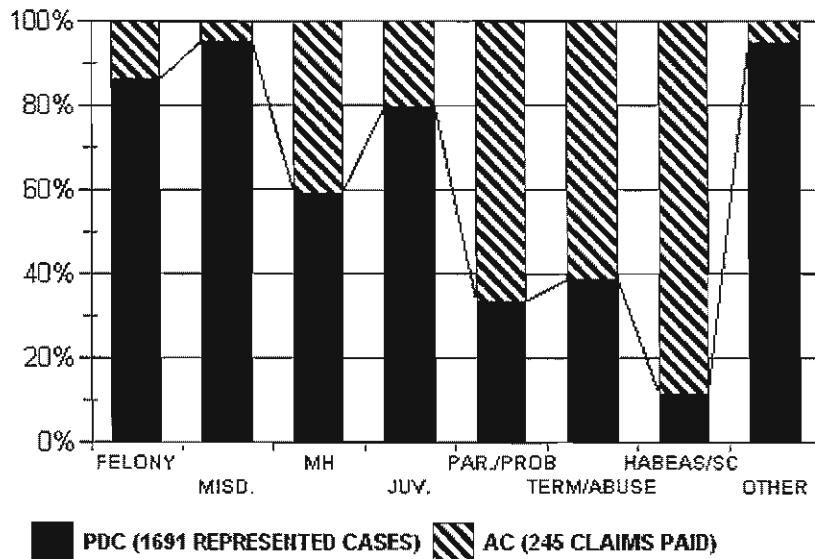


8TH CIRCUIT (MCDOWELL COUNTY)

PDC CASES REPRESENTED COMPARED TO AC CLAIMS PAID FY 2006

CASE TYPES	PDC		AC		TOTAL		%		PDC DISBURSEMENTS	AC DISBURSEMENTS	TOTAL	%PDC	%AC
	PDC	AC	TOTAL	%PDC	%AC	AVG PDC COST PER CASE	AVG AC COST PER CASE						
FELONY	463	73	536	86.38%	13.62%	\$181,471.00	\$313,198.58	\$494,669.58	36.69%	63.31%			
MISD.	1017	50	1067	95.31%	4.69%								
MH	23	16	39	58.97%	41.03%								
JUV.	106	27	133	79.70%	20.30%								
PAR./PROB	1	2	3	33.33%	66.67%								
TERM/ABUSE	42	67	109	38.53%	61.47%	\$107.32	\$1,278.36						
HABEAS/SC	1	8	9	11.11%	88.89%								
OTHER	38	2	40	95.00%	5.00%								
TOTAL	1691	245	1936	87.35%	12.65%								

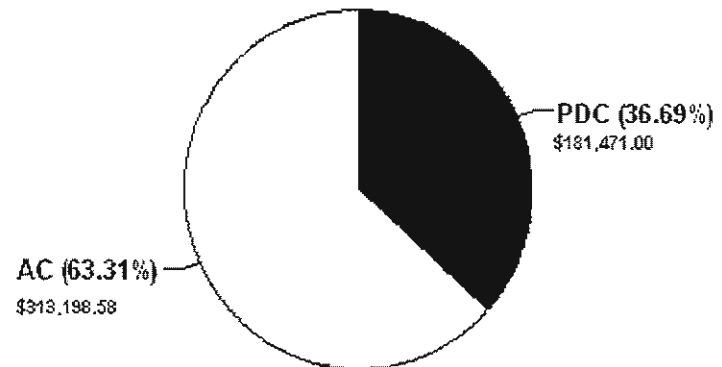
**8TH CIRC REPRESENTED CASES/CLAIMS PAID
FY 2006**



**8TH CIRCUIT PDC/AC DISBURSEMENTS
FY 2006**

FY 2006

\$494,669.58

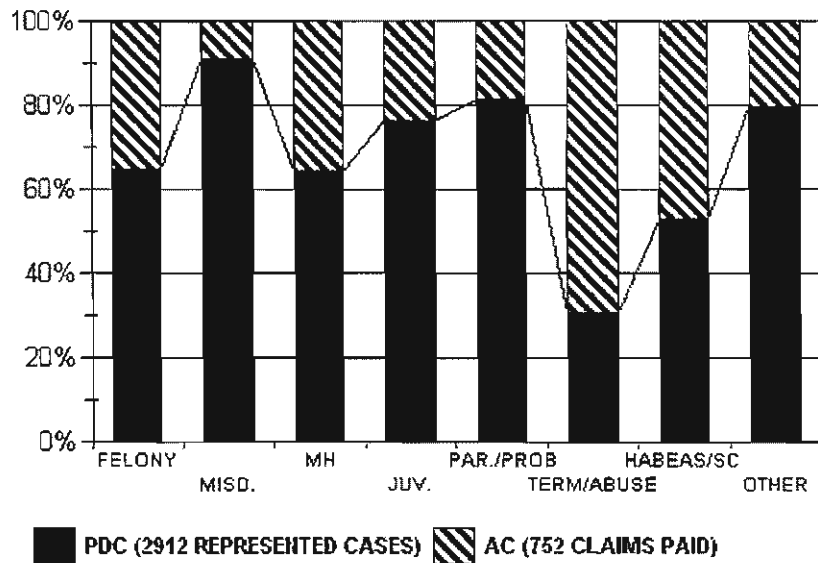


9TH CIRCUIT (MERCER COUNTY)

PDC CASES REPRESENTED COMPARED TO AC CLAIMS PAID FY 2006

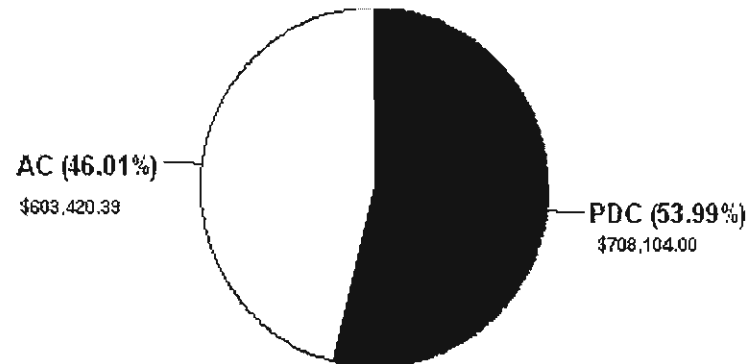
CASE TYPES	PDC	AC	TOTAL	%PDC	%AC	PDC	AC	TOTAL	%PDC	%AC
						DISBURSEMENTS	DISBURSEMENTS			
FELONY	504	273	777	64.86%	35.14%	\$708,104.00	\$603,420.39	\$1,311,524.39	53.99%	46.01%
MISD.	2008	205	2213	90.74%	9.26%					
MH	69	38	107	64.49%	35.51%	AVG PDC COST	AVG AC COST			
JUV.	105	33	138	76.09%	23.91%	PER CASE	PER CASE			
PAR./PROB	104	24	128	81.25%	18.75%					
TERM/ABUSE	70	160	230	30.43%	69.57%	\$243.17	\$802.42			
HABEAS/SC	9	8	17	52.94%	47.06%					
OTHER	43	11	54	79.63%	20.37%					
TOTAL	2912	752	3664	79.48%	20.52%					

**9TH CIRC REPRESENTED CASES/CLAIMS PAID
FY 2006**



**9TH CIRCUIT PDC/AC DISBURSEMENTS
FY 2006**

\$1,311,524.39

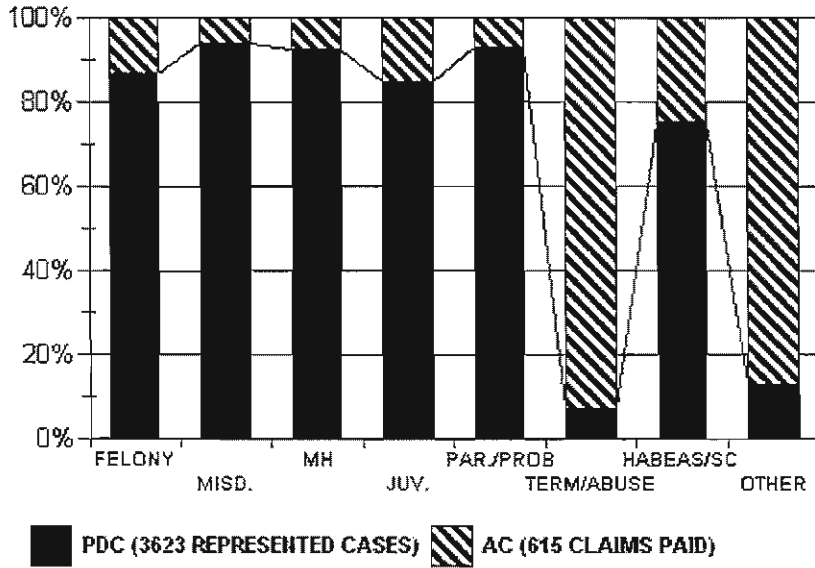


10TH CIRCUIT (RALEIGH COUNTY)

PDC CASES REPRESENTED COMPARED TO AC CLAIMS PAID FY 2006

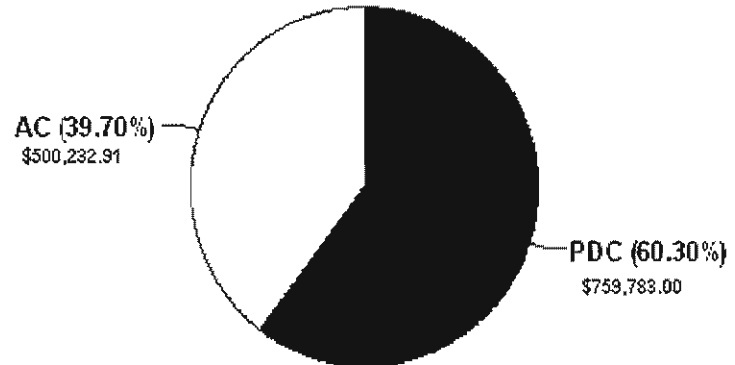
CASE TYPES	PDC	AC	TOTAL	%PDC	%AC	PDC	AC	TOTAL	%PDC	%AC
						DISBURSEMENTS	DISBURSEMENTS			
FELONY	980	150	1130	86.73%	13.27%	\$759,783.00	\$500,232.91	\$1,260,015.91	60.30%	39.70%
MISD.	1844	121	1965	93.84%	6.16%					
MH	428	34	462	92.64%	7.36%	AVG PDC COST	AVG AC COST			
JUV.	257	47	304	84.54%	15.46%	PER CASE	PER CASE			
PAR./PROB	92	7	99	92.93%	7.07%					
TERM/ABUSE	18	248	266	6.77%	93.23%	\$209.71	\$813.39			
HABEAS/SC	3	1	4	75.00%	25.00%					
OTHER	1	7	8	12.50%	87.50%					
TOTAL	3623	615	4238	85.49%	14.51%					

**10TH CIR REPRESENTED CASES/CLAIMS PAID
FY 2006**



**10TH CIRCUIT PDC/AC DISBURSEMENTS
FY 2006**

\$1,260,015.91

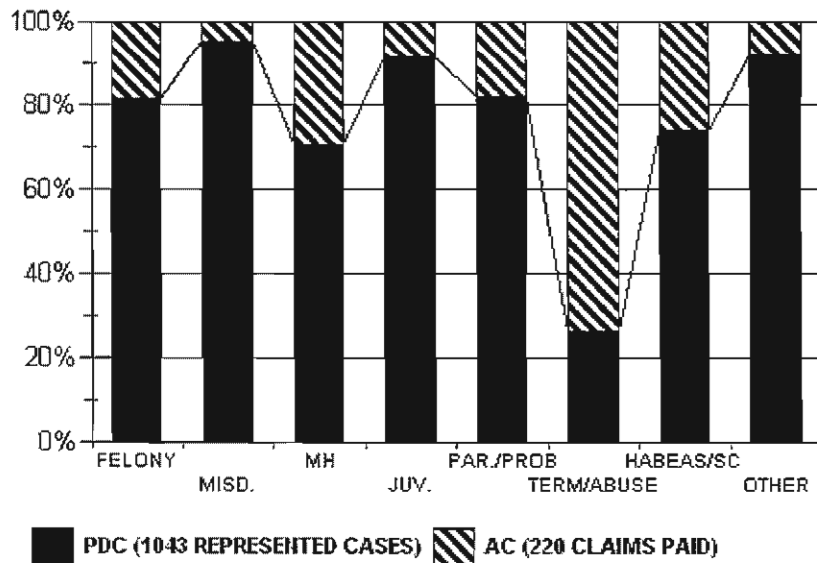


11TH CIRCUIT (GREENBRIER & POCAHONTAS COUNTIES)

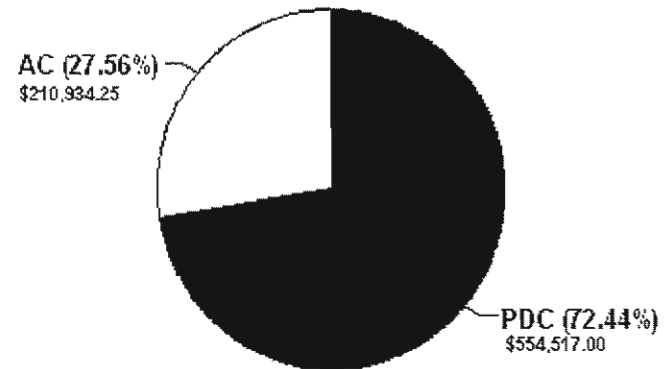
PDC CASES REPRESENTED COMPARED TO AC CLAIMS PAID FY 2006

CASE TYPES	PDC	AC	TOTAL	%PDC	%AC	PDC	AC	TOTAL	%PDC	%AC
						DISBURSEMENTS	DISBURSEMENTS			
FELONY	249	57	306	81.37%	18.63%	\$554,517.00	\$210,934.25	\$765,451.25	72.44%	27.56%
MISD.	445	22	467	95.29%	4.71%					
MH	113	47	160	70.63%	29.38%	AVG PDC COST	AVG AC COST			
JUV.	104	10	114	91.23%	8.77%	PER CASE	PER CASE			
PAR./PROB	36	8	44	81.82%	18.18%					
TERM/ABUSE	23	66	89	25.84%	74.16%	\$531.66	\$958.79			
HABEAS/SC	14	5	19	73.68%	26.32%					
OTHER	59	5	64	92.19%	7.81%					
TOTAL	1043	220	1263	82.58%	17.42%					

**11TH CIR REPRESENTED CASES/CLAIMS PAID
FY 2006**



**11TH CIRCUIT PDC/AC DISBURSEMENTS
FY 2006
\$765,451.25**

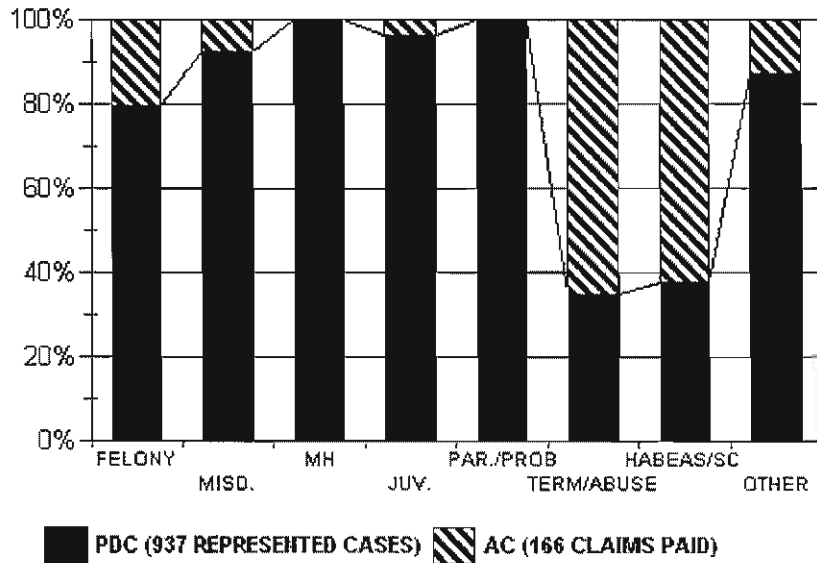


12TH CIRCUIT (FAYETTE COUNTY)

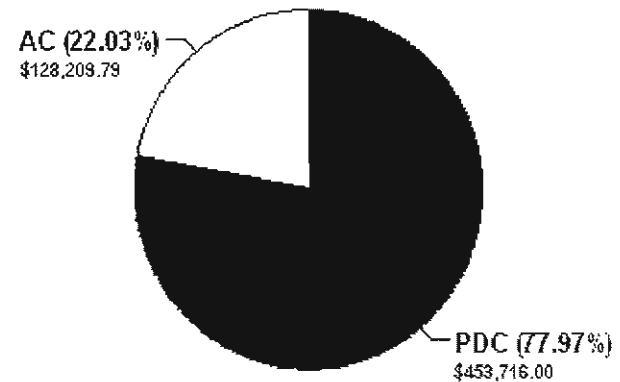
PDC CASES REPRESENTED COMPARED TO AC CLAIMS PAID FY 2006

CASE TYPES	PDC	AC	TOTAL	%PDC	%AC	PDC	AC	TOTAL	%PDC	%AC
						DISBURSEMENTS	DISBURSEMENTS			
FELONY	252	64	316	79.75%	20.25%	\$453,716.00	\$128,209.79	\$581,925.79	77.97%	22.03%
MISD.	517	41	558	92.65%	7.35%					
MH	32	0	32	100.00%	0.00%	AVG PDC COST	AVG AC COST			
JUV.	54	2	56	96.43%	3.57%	PER CASE	PER CASE			
PAR./PROB	19	0	19	100.00%	0.00%					
TERM/ABUSE	26	49	75	34.67%	65.33%	\$484.22	\$772.35			
HABEAS/SC	3	5	8	37.50%	62.50%					
OTHER	34	5	39	87.18%	12.82%					
TOTAL	937	166	1103	84.95%	15.05%					

**12TH CIR REPRESENTED CASES/CLAIMS PAID
FY 2006**



**12TH CIRCUIT PDC/AC DISBURSEMENTS
FY 2006
\$581,925.79**

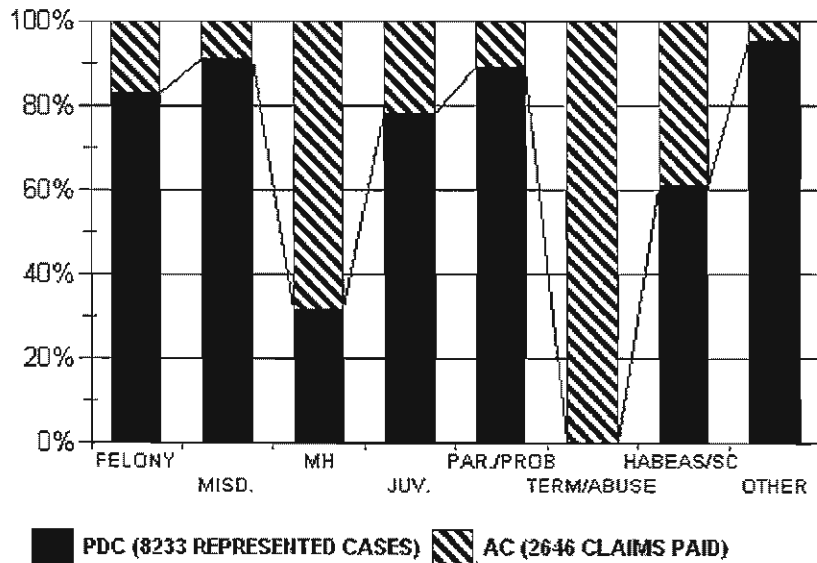


13TH CIRCUIT (KANAWHA COUNTY)

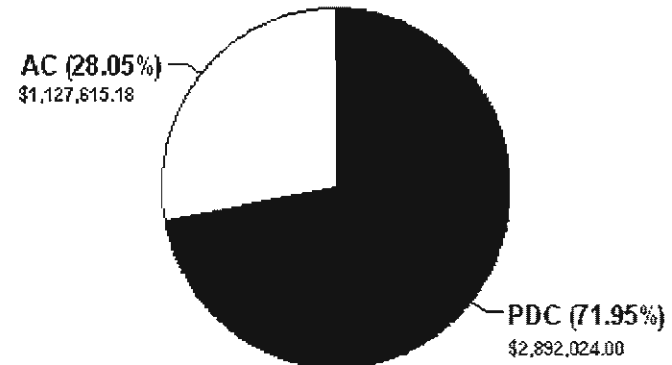
PDC CASES REPRESENTED COMPARED TO AC CLAIMS PAID FY 2006

CASE TYPES	PDC	AC	TOTAL	%PDC	%AC	PDC	AC	TOTAL	%PDC	%AC
						DISBURSEMENTS	DISBURSEMENTS			
FELONY	1970	404	2374	82.98%	17.02%	\$2,892,024.00	\$1,127,615.18	\$4,019,639.18	71.95%	28.05%
MISD.	4632	462	5094	90.93%	9.07%					
MH	596	1309	1905	31.29%	68.71%	AVG PDC COST	AVG AC COST			
JUV.	525	147	672	78.13%	21.88%	PER CASE	PER CASE			
PAR./PROB	122	15	137	89.05%	10.95%					
TERM/ABUSE	0	265	265	0.00%	100.00%	\$351.27	\$426.16			
HABEAS/SC	42	27	69	60.87%	39.13%					
OTHER	346	17	363	95.32%	4.68%					
TOTAL	8233	2646	10879	75.68%	24.32%					

**13TH CIR REPRESENTED CASES/CLAIMS PAID
FY 2006**



**13TH CIRCUIT PDC/AC DISBURSEMENTS
FY 2006
\$4,019,639.18**

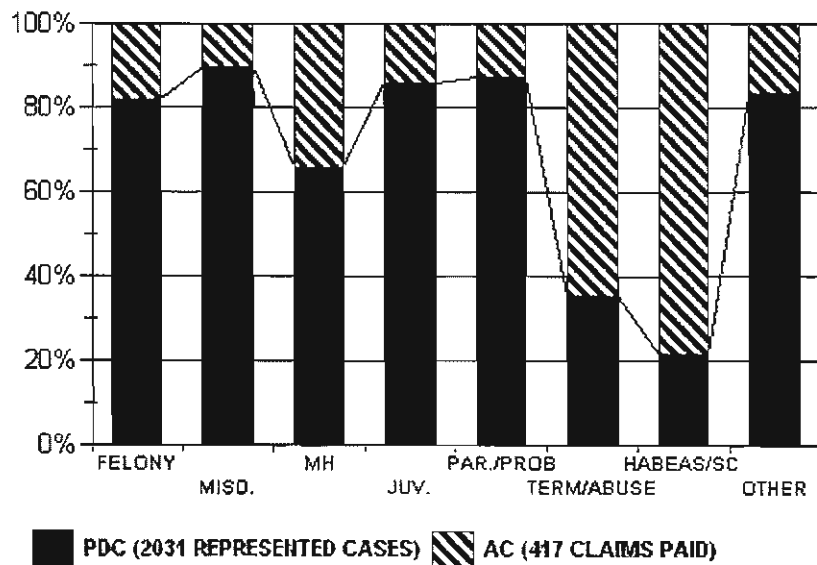


15TH CIRCUIT (HARRISON COUNTY)

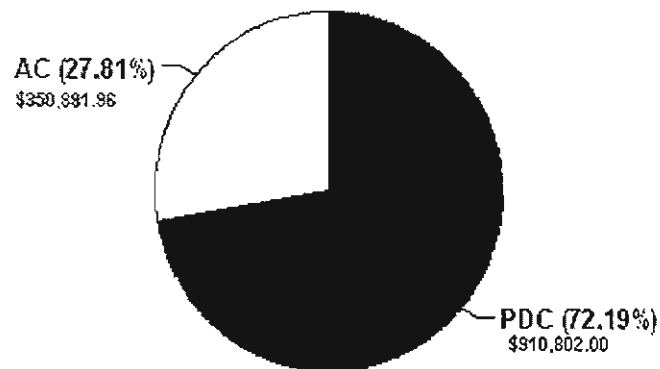
PDC CASES REPRESENTED COMPARED TO AC CLAIMS PAID FY 2006

CASE TYPES	PDC	AC	TOTAL	%PDC	%AC	PDC DISBURSEMENTS	AC DISBURSEMENTS	TOTAL	%PDC	%AC
	FELONY	442	96	538	82.16%	17.84%	\$910,802.00	\$350,891.96	\$1,261,693.96	72.19%
MISD.	969	112	1081	89.64%	10.36%					
MH	73	38	111	65.77%	34.23%	AVG PDC COST	AVG AC COST			
JUV.	362	61	423	85.58%	14.42%	PER CASE	PER CASE			
PAR./PROB	102	15	117	87.18%	12.82%					
TERM/ABUSE	39	72	111	35.14%	64.86%	\$448.45	\$841.47			
HABEAS/SC	4	15	19	21.05%	78.95%					
OTHER	40	8	48	83.33%	16.67%					
TOTAL	2031	417	2448	82.97%	17.03%					

**15TH CIR REPRESENTED CASES/CLAIMS PAID
FY 2006**



**15TH CIRCUIT PDC/AC DISBURSEMENTS
FY 2006
\$1,261,693.96**

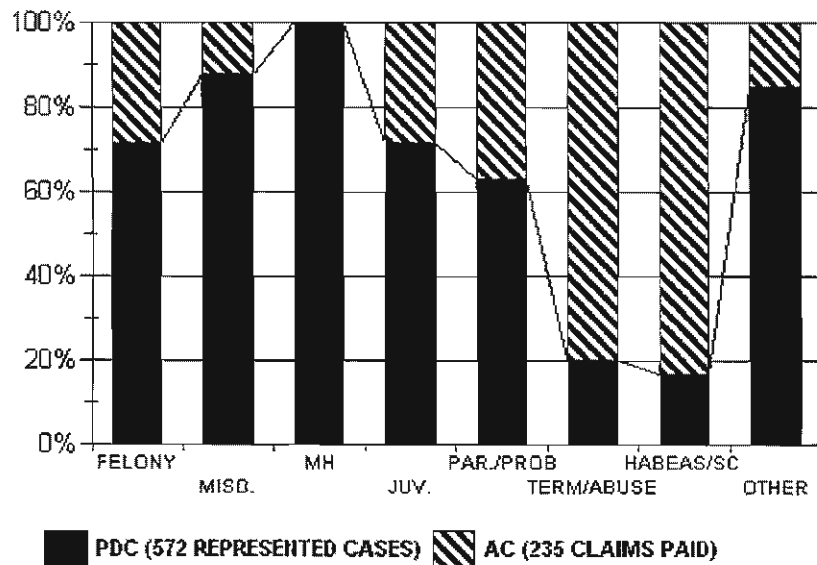


18TH CIRCUIT (PRESTON COUNTY)

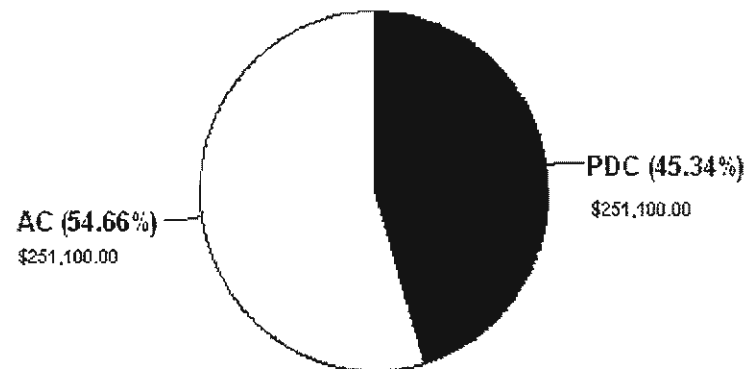
PDC CASES REPRESENTED COMPARED TO AC CLAIMS PAID FY 2006

CASE TYPES	PDC	AC	TOTAL	%PDC	%AC	PDC	AC	TOTAL	%PDC	%AC
						DISBURSEMENTS	DISBURSEMENTS			
FELONY	145	58	203	71.43%	28.57%	\$251,100.00	\$302,729.78	\$553,829.78	45.34%	54.66%
MISD.	185	26	211	87.68%	12.32%					
MH	64	0	64	100.00%	0.00%	AVG PDC COST	AVG AC COST			
JUV.	101	40	141	71.63%	28.37%	PER CASE	PER CASE			
PAR./PROB	27	16	43	62.79%	37.21%					
TERM/ABUSE	20	80	100	20.00%	80.00%	\$438.99	\$1,288.21			
HABEAS/SC	2	10	12	16.67%	83.33%					
OTHER	28	5	33	84.85%	15.15%					
TOTAL	572	235	807	70.88%	29.12%					

**18TH CIR REPRESENTED CASES/CLAIMS PAID
FY 2006**



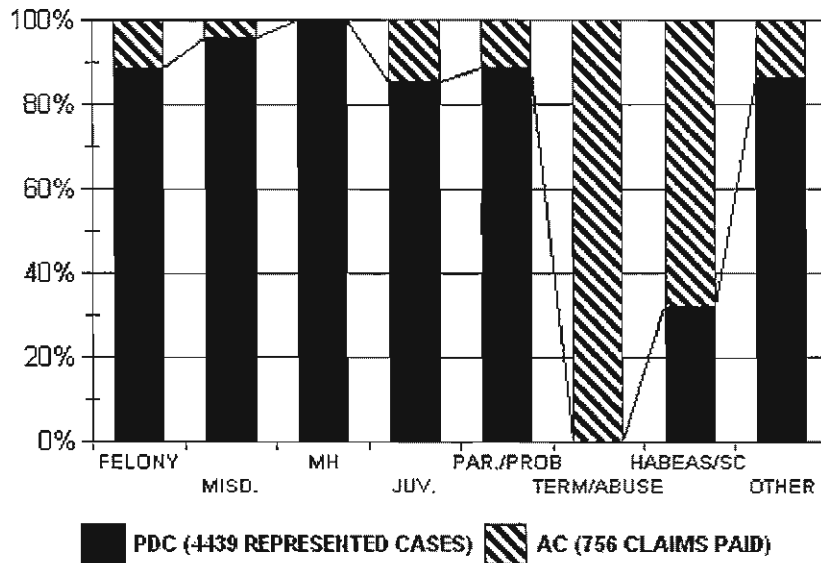
**18TH CIRCUIT PDC/AC DISBURSEMENTS
FY 2006
\$553,829.78**



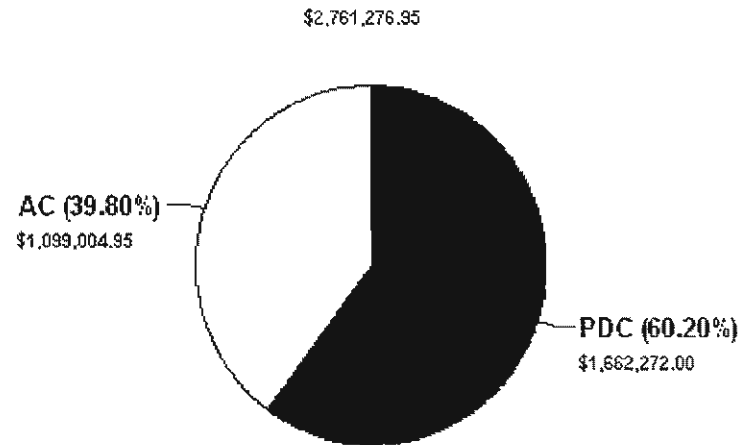
**23RD CIRCUIT (BERKELEY, JEFFERSON & MORGAN COUNTIES)
PDC CASES REPRESENTED COMPARED TO AC CLAIMS PAID FY 2006**

CASE TYPES	PDC	AC	TOTAL	%PDC	%AC	PDC	AC	TOTAL	%PDC	%AC
						DISBURSEMENTS	DISBURSEMENTS			
FELONY	1526	194	1720	88.72%	11.28%	\$1,662,272.00	\$1,099,004.95	\$2,761,276.95	60.20%	39.80%
MISD.	1979	86	2065	95.84%	4.16%					
MH	80	0	80	100.00%	0.00%	AVG PDC COST	AVG AC COST			
JUV.	662	114	776	85.31%	14.69%	PER CASE	PER CASE			
PAR./PROB	116	15	131	88.55%	11.45%					
TERM/ABUSE	0	309	309	0.00%	100.00%	\$374.47	\$1,453.71			
HABEAS/SC	13	28	41	31.71%	68.29%					
OTHER	63	10	73	86.30%	13.70%					
TOTAL	4439	756	5195	85.45%	14.55%					

**23RD CIR REPRESENTED CASES/CLAIMS PAID
FY 2006**



**23RD CIRCUIT PDC/AC DISBURSEMENTS
FY 2006**



25TH CIRCUIT (BOONE & LINCOLN COUNTIES)

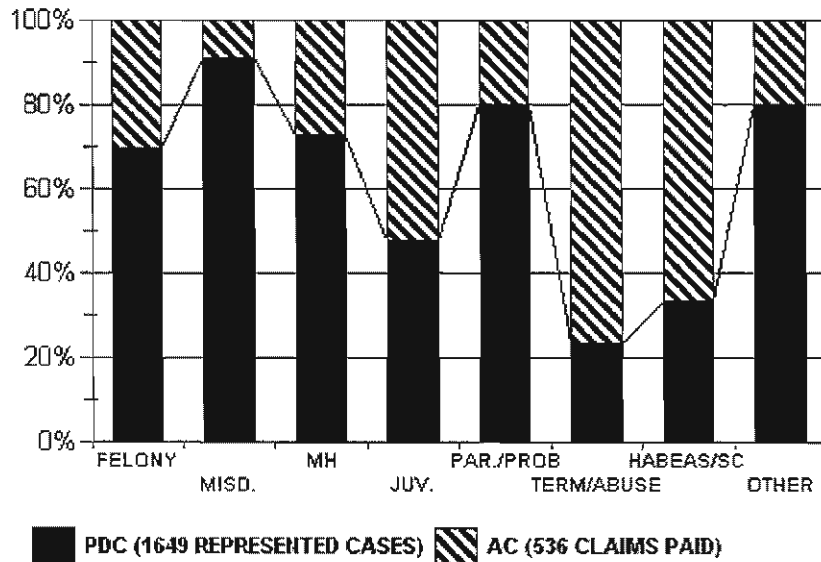
PDC CASES REPRESENTED COMPARED TO AC CLAIMS PAID FY 2006

CASE TYPES	PDC	AC	TOTAL	%PDC	%AC	PDC	AC	TOTAL	%PDC	%AC
						DISBURSEMENTS	DISBURSEMENTS			
FELONY	298	131	429	69.46%	30.54%	\$536,558.00	\$490,735.81	\$1,027,293.81	52.23%	47.77%
MISD.	937	95	1032	90.79%	9.21%					
MH	132	49	181	72.93%	27.07%					
JUV.	101	112	213	47.42%	52.58%					
PAR./PROB	89	22	111	80.18%	19.82%					
TERM/ABUSE	33	109	142	23.24%	76.76%	\$325.38	\$915.55			
HABEAS/SC	2	4	6	33.33%	66.67%					
OTHER	57	14	71	80.28%	19.72%					
TOTAL	1649	536	2185	75.47%	24.53%					

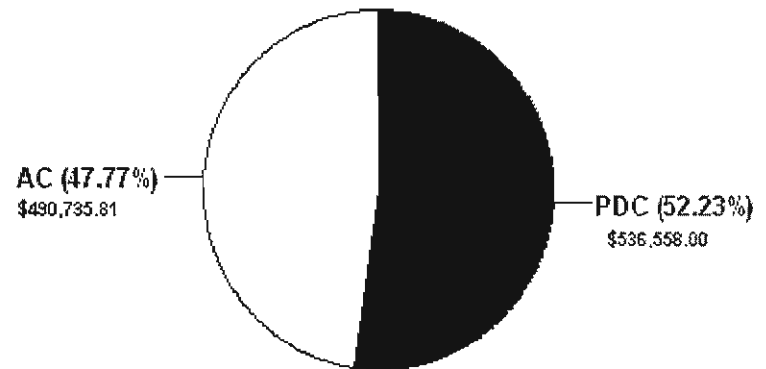
**AVG PDC COST
PER CASE**

**AVG AC COST
PER CASE**

**25TH CIR REPRESENTED CASES/CLAIMS PAID
FY 2006**



**25TH CIRCUIT PDC/AC DISBURSEMENTS
FY 2006
\$1,027,293.81**

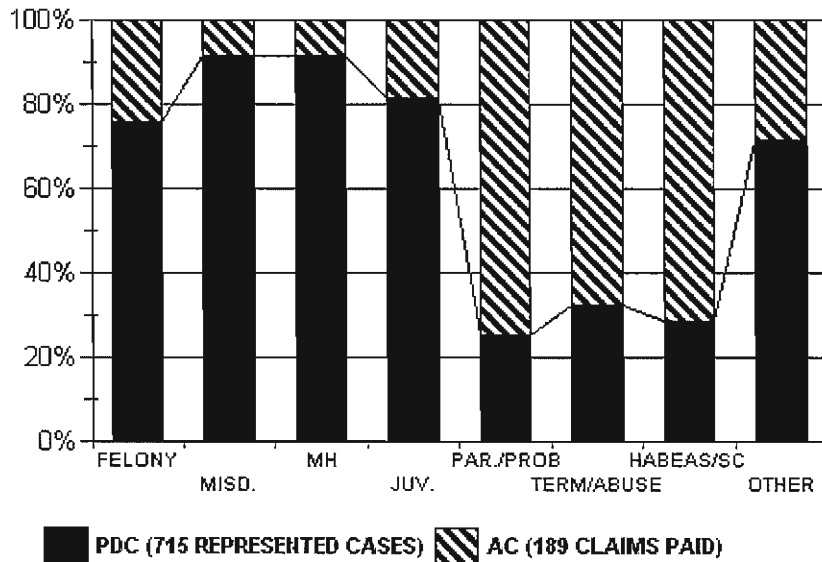


28TH CIRCUIT (NICHOLAS COUNTY)

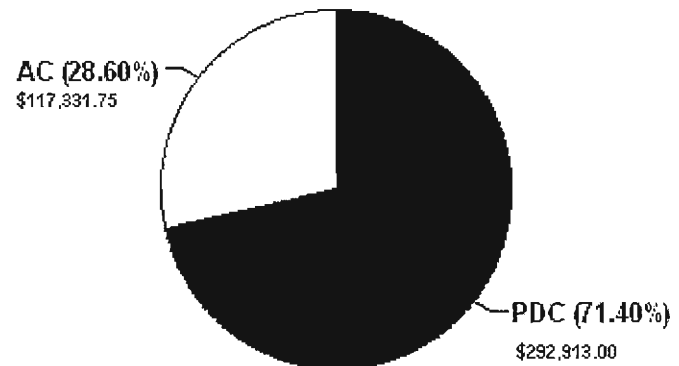
PDC CASES REPRESENTED COMPARED TO AC CLAIMS PAID FY 2006

CASE TYPES	PDC	AC	TOTAL	%PDC	%AC	PDC	AC	TOTAL	%PDC	%AC
						DISBURSEMENTS	DISBURSEMENTS			
FELONY	188	60	248	75.81%	24.19%	\$292,913.00	\$117,331.75	\$410,244.75	71.40%	28.60%
MISD.	358	33	391	91.56%	8.44%					
MH	52	5	57	91.23%	8.77%	AVG PDC COST	AVG AC COST			
JUV.	75	17	92	81.52%	18.48%	PER CASE	PER CASE			
PAR./PROB	2	6	8	25.00%	75.00%					
TERM/ABUSE	28	59	87	32.18%	67.82%	\$409.67	\$620.80			
HABEAS/SC	2	5	7	28.57%	71.43%					
OTHER	10	4	14	71.43%	28.57%					
TOTAL	715	189	904	79.09%	20.91%					

**28TH CIR REPRESENTED CASES/CLAIMS PAID
FY 2006**

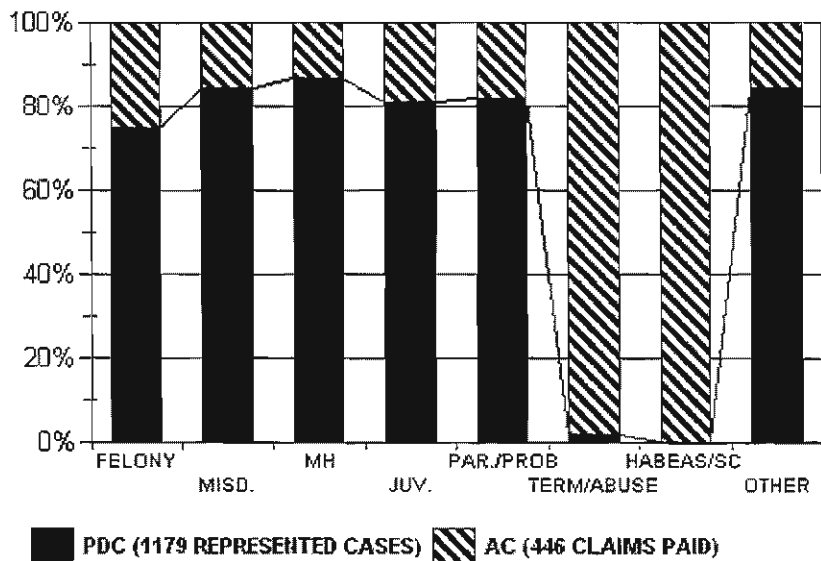


**28TH CIRCUIT PDC/AC DISBURSEMENTS
FY 2006
\$410,244.75**

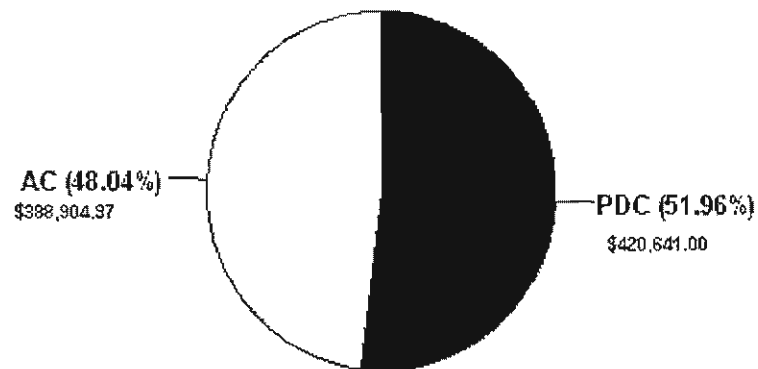


30TH CIRCUIT (MINGO COUNTY)						PDC CASES REPRESENTED COMPARED TO AC CLAIMS PAID FY 2006				
CASE TYPES	PDC	AC	TOTAL	%PDC	%AC	PDC DISBURSEMENTS	AC DISBURSEMENTS	TOTAL	%PDC	%AC
	FELONY	342	117	459	74.51%	25.49%	\$420,641.00	\$388,904.97	\$809,545.97	51.96%
MISD.	481	89	570	84.39%	15.61%					
MH	151	23	174	86.78%	13.22%	AVG PDC COST	AVG AC COST			
JUV.	135	32	167	80.84%	19.16%	PER CASE	PER CASE			
PAR./PROB	18	4	22	81.82%	18.18%					
TERM/ABUSE	3	165	168	1.79%	98.21%	\$356.78	\$871.98			
HABEAS/SC	0	7	7	0.00%	100.00%					
OTHER	49	9	58	84.48%	15.52%					
TOTAL	1179	446	1625	72.55%	27.45%					

30TH CIR REPRESENTED CASES/CLAIMS PAID
FY 2006



30TH CIRCUIT PDC/AC DISBURSEMENTS
FY 2006
\$809,545.97

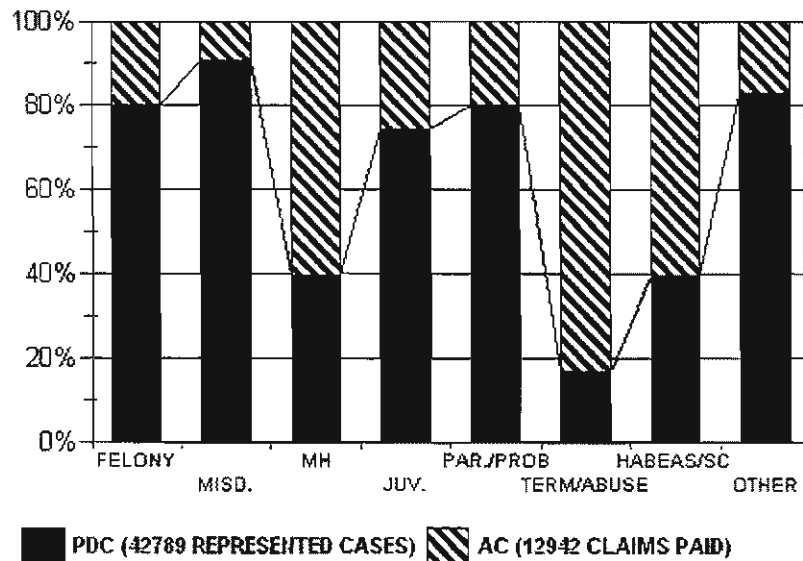


ALL PUBLIC DEFENDER CORPORATION CIRCUITS (18 CIRCUITS 29 COUNTIES)

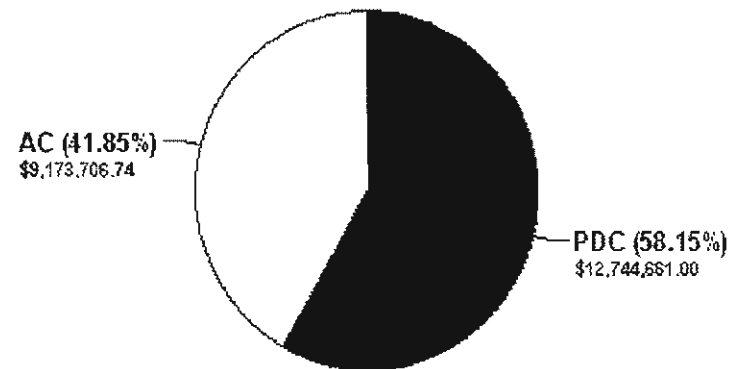
PDC CASES REPRESENTED COMPARED TO AC CLAIMS PAID FY 2006

CASE TYPES	PDC	AC	TOTAL	%PDC	%AC	PDC	AC	TOTAL	%PDC	%AC
						DISBURSEMENTS	DISBURSEMENTS			
FELONY	11039	2721	13760	80.23%	19.77%	\$12,744,661.00	\$9,173,706.74	\$21,918,367.74	58.15%	41.85%
MISD.	23304	2459	25763	90.46%	9.54%					
MH	2142	3260	5402	39.65%	60.35%					
JUV.	3680	1281	4961	74.18%	25.82%					
PAR./PROB	1016	252	1268	80.13%	19.87%					
TERM/ABUSE	514	2572	3086	16.66%	83.34%	\$297.85	\$708.83			
HABEAS/SC	129	197	326	39.57%	60.43%					
OTHER	965	200	1165	82.83%	17.17%					
TOTAL	42789	12942	55731	76.78%	23.22%					

**PDC CIRC REPRESENTED CASES/CLAIMS PAID
FY 2006**



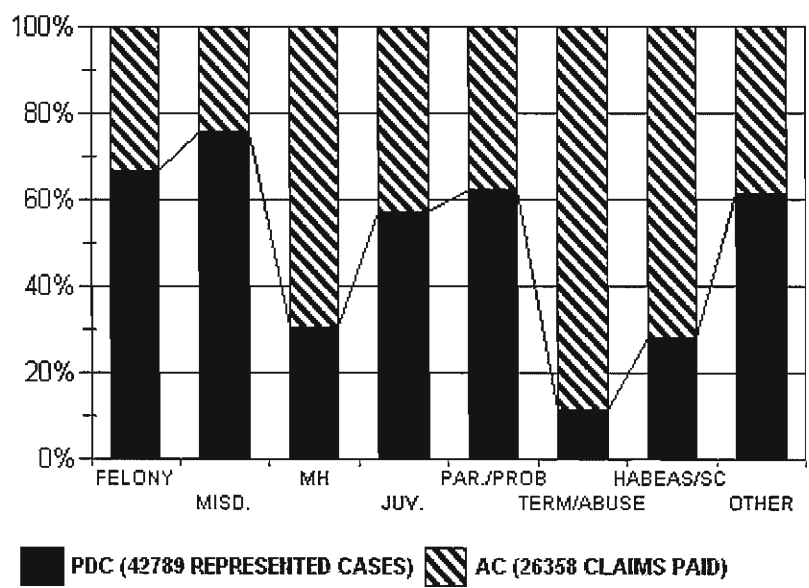
**PDC CIRCUITS PDC/AC DISBURSEMENTS
FY 2006
\$21,918,367.74**



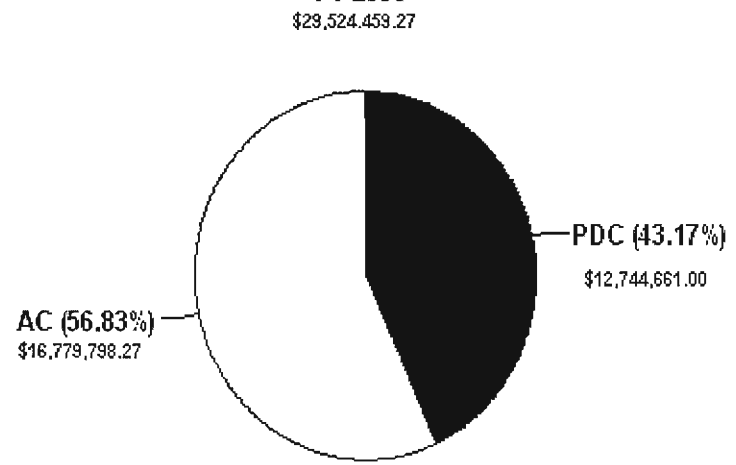
**STATISTICS FOR BOTH PDC AND APPOINTED COUNSEL STATEWIDE
PDC CASES REPRESENTED COMPARED TO AC CLAIMS PAID FY 2006**

CASE TYPES	PDC	AC	TOTAL	%PDC	%AC	PDC	AC	TOTAL	%PDC	%AC
						DISBURSEMENTS	DISBURSEMENTS			
FELONY	11039	5558	16597	66.51%	33.49%	\$12,744,661.00	\$16,779,798.27	\$29,524,459.27	43.17%	56.83%
MISD.	23304	7502	30806	75.65%	24.35%					
MH	2142	4881	7023	30.50%	69.50%	AVG PDC COST	AVG AC COST			
JUV.	3680	2785	6465	56.92%	43.08%	PER CASE	PER CASE			
PAR./PROB	1016	618	1634	62.18%	37.82%					
TERM/ABUSE	514	4080	4594	11.19%	88.81%	\$297.85	\$636.61			
HABEAS/SC	129	333	462	27.92%	72.08%					
OTHER	965	601	1566	61.62%	38.38%					
TOTAL	42789	26358	69147	61.88%	38.12%					

**PDC REPRESENTED CASES/AC CLAIMS PAID
STATEWIDE FY 2006**



**STATEWIDE PDC/AC DISBURSEMENTS
FY 2006**

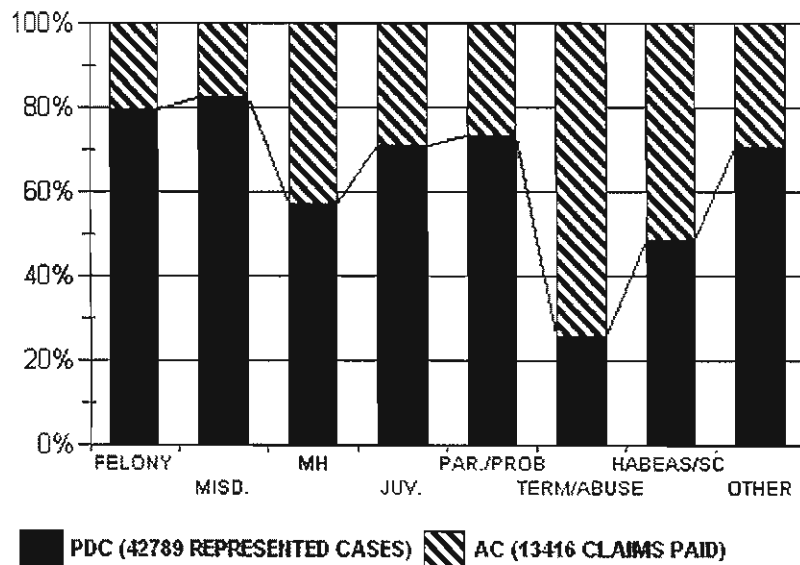


STATISTICS FOR BOTH PDC AND APPOINTED COUNSEL STATEWIDE (less AC CLAIMS IN PDC CIRCUITS)

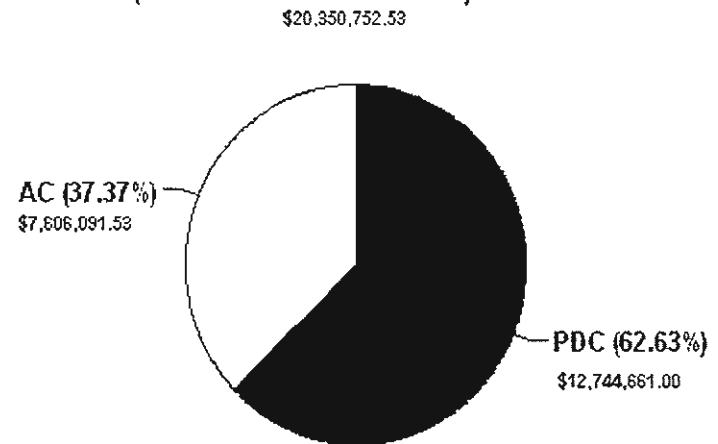
PDC CASES REPRESENTED COMPARED TO AC CLAIMS PAID FY 2006

CASE TYPES	PDC	AC	TOTAL	%PDC	%AC	PDC		AC		
						DISBURSEMENTS	DISBURSEMENTS	TOTAL	%PDC	%AC
FELONY	11039	2837	13876	79.55%	20.45%	\$12,744,661.00	\$7,606,091.53	\$20,350,752.53	62.63%	37.37%
MISD.	23304	5043	28347	82.21%	17.79%					
MH	2142	1621	3763	56.92%	43.08%	AVG PDC COST	AVG AC COST			
JUV.	3680	1504	5184	70.99%	29.01%	PER CASE	PER CASE			
PAR./PROB	1016	366	1382	73.52%	26.48%					
TERM/ABUSE	514	1508	2022	25.42%	74.58%	\$297.85	\$566.94			
HABEAS/SC	129	136	265	48.68%	51.32%					
OTHER	965	401	1366	70.64%	29.36%					
TOTAL	42789	13416	56205	76.13%	23.87%					

PDC REPRESENTED CASES/AC CLAIMS PAID STATEWIDE (LESS AC IN PDC CIR) FY 2006



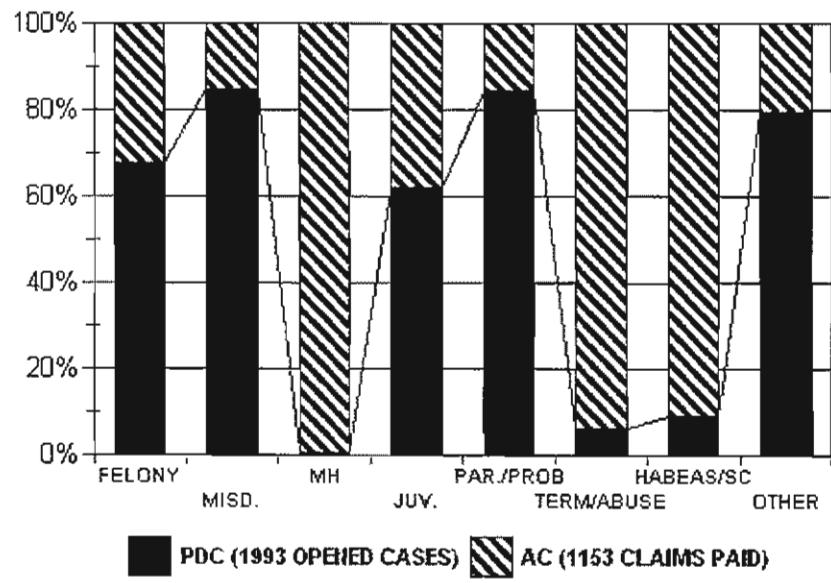
STATEWIDE PDC/AC DISBURSEMENTS (LESS AC IN PDC CIRCUITS) FY 2006



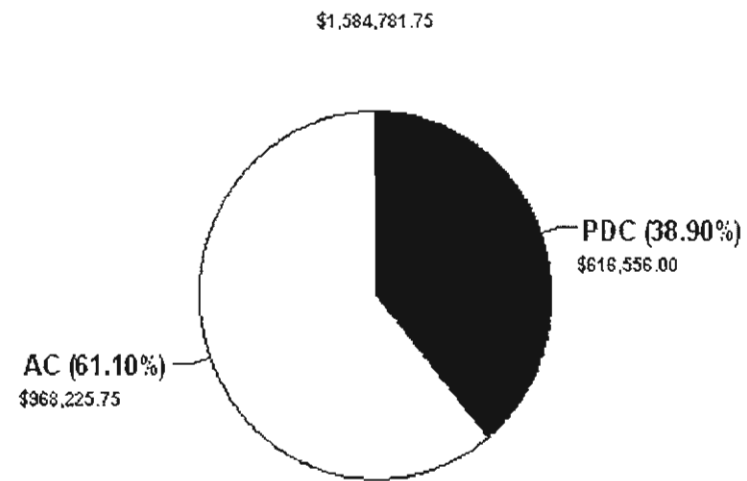
**1ST CIRCUIT (BROOKE, HANCOCK & OHIO COUNTIES)
PDC CASES OPENED COMPARED TO AC CLAIMS PAID FY 2006**

CASE TYPES	PDC	AC	TOTAL	%PDC	%AC	DISBURSEMENTS		TOTAL	%PDC	%AC
						PDC	AC			
FELONY	396	191	587	67.46%	32.54%	\$616,556.00	\$968,225.75	\$1,584,781.75	38.90%	61.10%
MISD.	1288	233	1521	84.68%	15.32%					
MH	2	376	378	0.53%	99.47%					
JUV.	140	87	227	61.67%	38.33%					
PAR./PROB	74	14	88	84.09%	15.91%					
TERM/ABUSE	14	222	236	5.93%	94.07%	\$309.36	\$839.74			
HABEAS/SC	1	10	11	9.09%	90.91%					
OTHER	78	20	98	79.59%	20.41%					
TOTAL	1993	1153	3146	63.35%	36.65%					

**1ST CIRCUIT OPENED CASES/CLAIMS PAID
FY 2006**



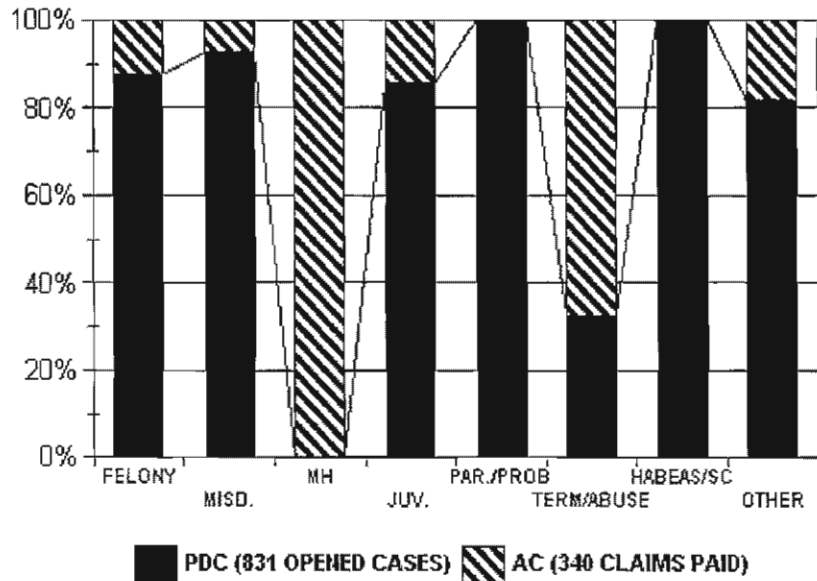
**1ST CIRCUIT PDC/AC DISBURSEMENTS
FY 2006**



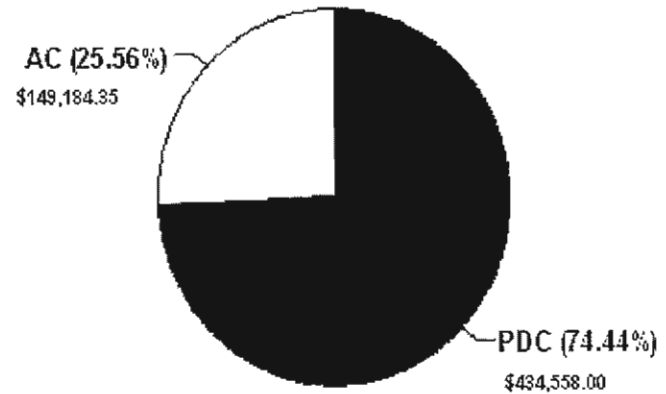
**2ND CIRCUIT (MARSHALL, TYLER, & WETZEL COUNTIES)
PDC CASES OPENED COMPARED TO AC CLAIMS PAID FY 2006**

CASE TYPES	PDC	AC	TOTAL	%PDC	%AC	PDC	AC	TOTAL	%PDC	%AC
						DISBURSEMENTS	DISBURSEMENTS			
FELONY	179	26	205	87.32%	12.68%	\$434,558.00	\$149,184.35	\$583,742.35	74.44%	25.56%
MISD.	451	35	486	92.80%	7.20%					
MH	0	202	202	0.00%	100.00%	AVG PDC COST	AVG AC COST			
JUV.	116	20	136	85.29%	14.71%	PER CASE	PER CASE			
PAR./PROB	33	0	33	100.00%	0.00%					
TERM/ABUSE	25	52	77	32.47%	67.53%	\$522.93	\$438.78			
HABEAS/SC	5	0	5	100.00%	0.00%					
OTHER	22	5	27	81.48%	18.52%					
TOTAL	831	340	1171	70.96%	29.04%					

**2ND CIRCUIT OPENED CASES/CLAIMS PAID
FY 2006**



**2ND CIRCUIT PDC/AC DISBURSEMENTS
FY 2006
\$583,742.35**



5TH CIRCUIT (CALHOUN, JACKSON, MASON & ROANE COUNTIES)

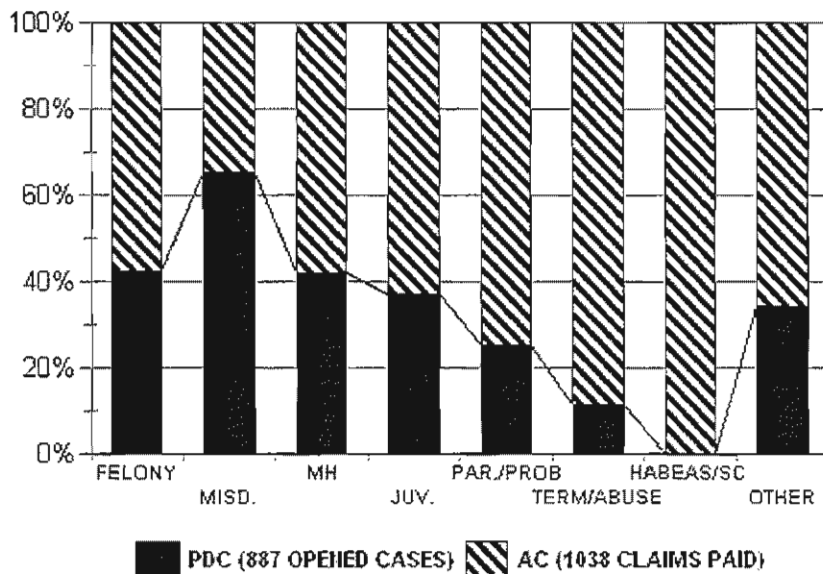
PDC CASES OPENED COMPARED TO AC CLAIMS PAID FY 2006

*A Circuit Court order prohibits PDC work in Mason County. All indigent work is performed by Appointed Counsel.

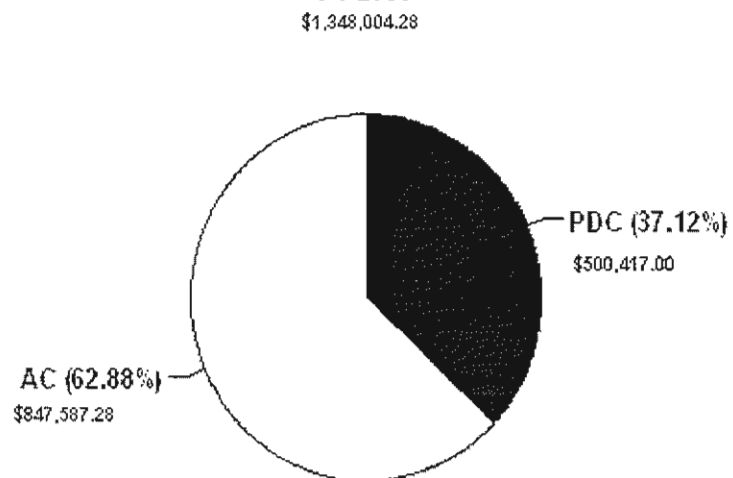
CASE TYPES	PDC		AC		TOTAL		%PDC		%AC	
	DISBURSEMENTS	DISBURSEMENTS	DISBURSEMENTS	DISBURSEMENTS	DISBURSEMENTS	DISBURSEMENTS	DISBURSEMENTS	DISBURSEMENTS	DISBURSEMENTS	DISBURSEMENTS
FELONY	223	301	524	42.56%	57.44%	\$500,417.00	\$847,587.28	\$1,348,004.28	37.12%	62.88%
MISD.	486	258	744	65.32%	34.68%					
MH	92	129	221	41.63%	58.37%					
JUV.	35	60	95	36.84%	63.16%					
PAR./PROB	12	36	48	25.00%	75.00%					
TERM/ABUSE	27	216	243	11.11%	88.89%	\$564.17	\$816.56			
HABEAS/SC	0	15	15	0.00%	100.00%					
OTHER	12	23	35	34.29%	65.71%					
TOTAL	887	1038	1925	46.08%	53.92%					

AVG PDC COST PER CASE: \$564.17
 AVG AC COST PER CASE: \$816.56

5TH CIRCUIT OPENED CASES/CLAIMS PAID
FY 2006



5TH CIRCUIT PDC/AC DISBURSEMENTS
FY 2006

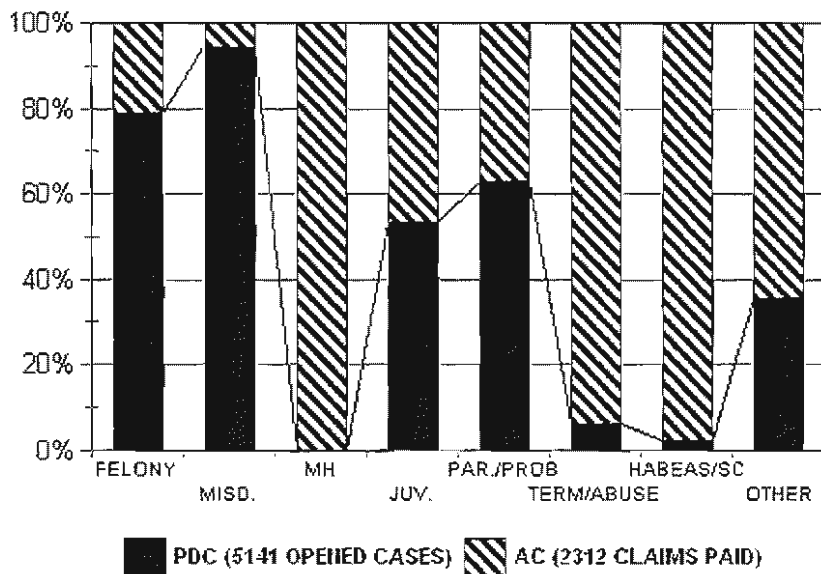


**6TH CIRCUIT and 24TH (CABELL & WAYNE COUNTIES)
PDC CASES OPENED COMPARED TO AC CLAIMS PAID FY 2006**

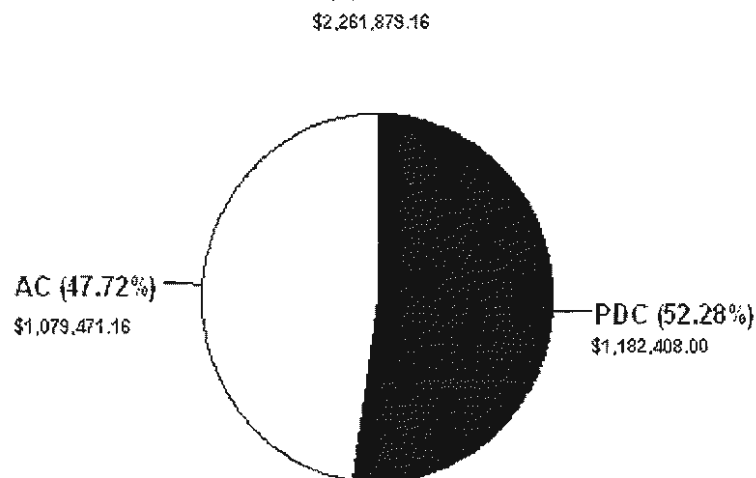
*The 6th/24th Circuits operate under one Public Defender Corporation. AC figures include both Cabell and Wayne Counties.

CASE TYPES	PDC	AC	TOTAL	%PDC	%AC	DISBURSEMENTS		TOTAL	%PDC	%AC
						PDC	AC			
FELONY	1376	371	1747	78.76%	21.24%	\$1,182,408.00	\$1,079,471.16	\$2,261,879.16	52.28%	47.72%
MISD.	3275	205	3480	94.11%	5.89%					
MH	0	987	987	0.00%	100.00%					
JUV.	390	339	729	53.50%	46.50%					
PAR./PROB	63	37	100	63.00%	37.00%					
TERM/ABUSE	19	296	315	6.03%	93.97%	\$230.00	\$466.90			
HABEAS/SC	1	46	47	2.13%	97.87%					
OTHER	17	31	48	35.42%	64.58%					
TOTAL	5141	2312	7453	68.98%	31.02%					

**6TH/24TH CIRCUITS OPENED CASES/CLAIMS
FY 2006**



**6TH/24TH CIRCUITS PDC/AC DISBURSEMENTS
FY 2006**

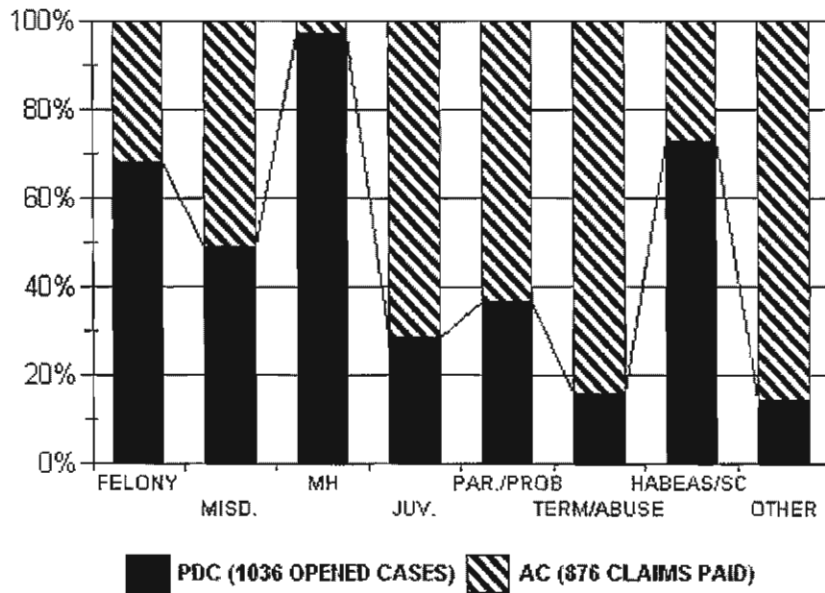


7TH CIRCUIT (LOGAN COUNTY)

PDC CASES OPENED COMPARED TO AC CLAIMS PAID FY 2006

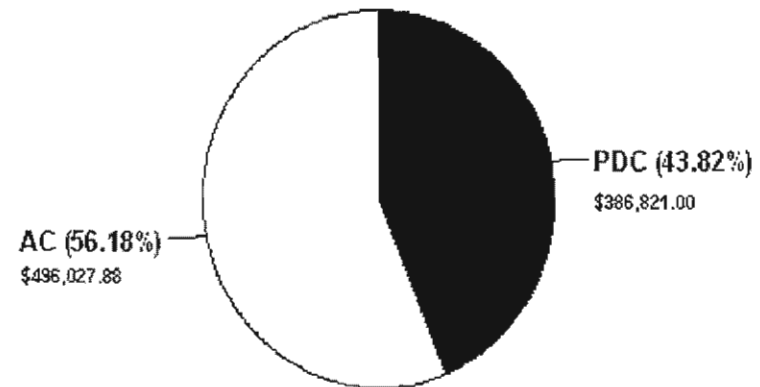
CASE TYPES	PDC	AC	TOTAL	%PDC	%AC	PDC	AC	TOTAL	%PDC	%AC
						DISBURSEMENTS	DISBURSEMENTS			
FELONY	329	155	484	67.98%	32.02%	\$386,821.00	\$496,027.88	\$882,848.88	43.82%	56.18%
MISD.	371	386	757	49.01%	50.99%					
MH	228	7	235	97.02%	2.98%					
JUV.	53	133	186	28.49%	71.51%					
PAR./PROB	18	31	49	36.73%	63.27%					
TERM/ABUSE	25	137	162	15.43%	84.57%					
HABEAS/SC	8	3	11	72.73%	27.27%					
OTHER	4	24	28	14.29%	85.71%					
TOTAL	1036	876	1912	54.18%	45.82%					
						AVG PDC COST	AVG AC COST			
						PER CASE	PER CASE			
						\$373.38	\$566.24			

**7TH CIRCUIT OPENED CASES/CLAIMS PAID
FY 2006**



**7TH CIRCUIT PDC/AC DISBURSEMENTS
FY 2006**

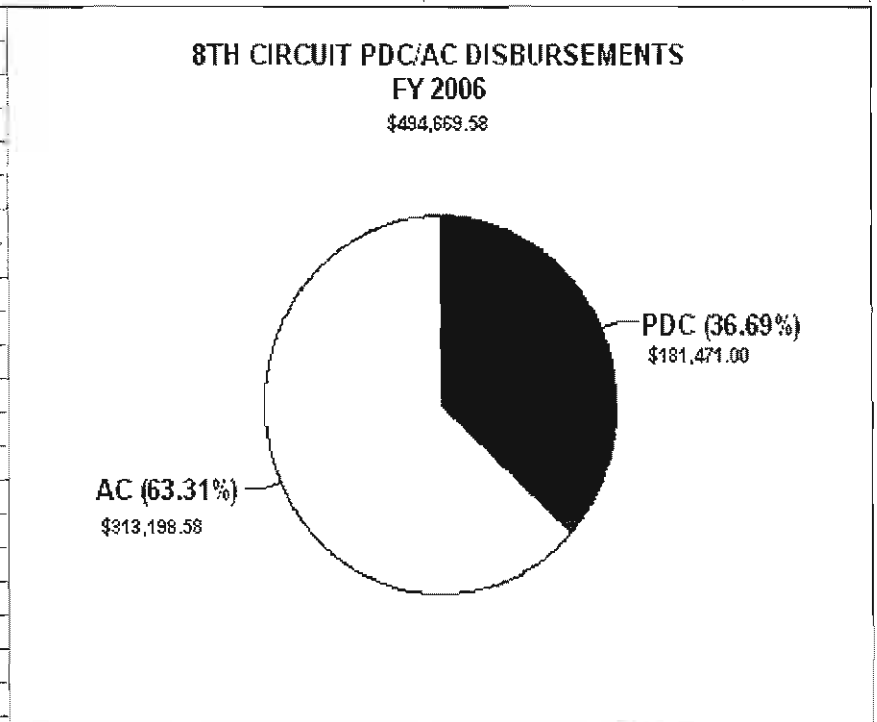
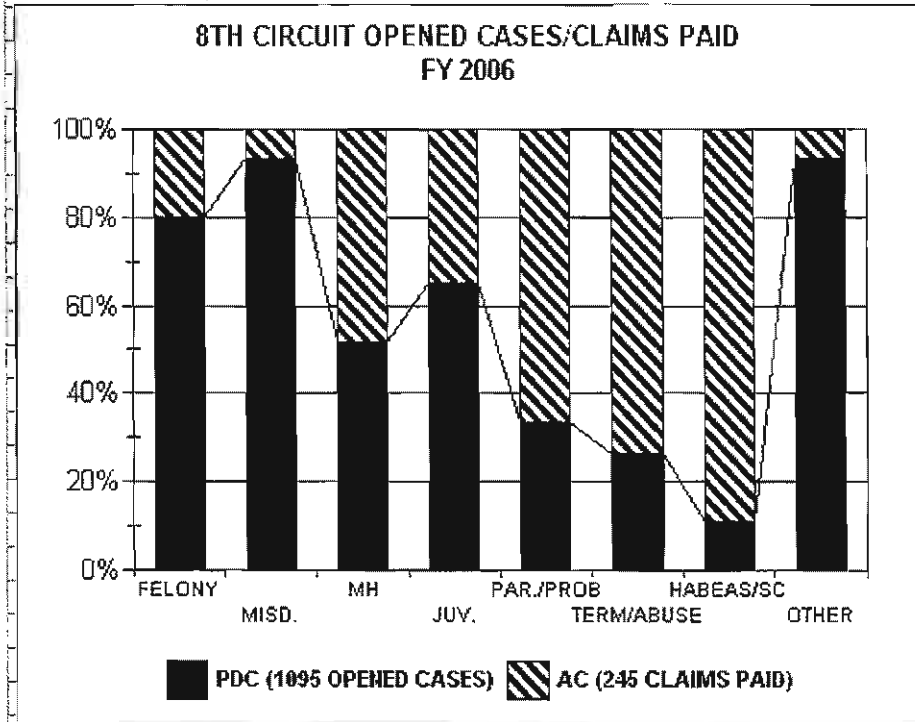
\$882,848.88



8TH CIRCUIT (MCDOWELL COUNTY)

PDC CASES OPENED COMPARED TO AC CLAIMS PAID FY 2006

CASE TYPES	PDC	AC	TOTAL	%PDC	%AC	PDC	AC	TOTAL	%PDC	%AC
						DISBURSEMENTS	DISBURSEMENTS			
FELONY	287	73	360	79.72%	20.28%	\$181,471.00	\$313,198.58	\$494,669.58	36.69%	63.31%
MISD.	687	50	737	93.22%	6.78%					
MH	17	16	33	51.52%	48.48%					
JUV.	50	27	77	64.94%	35.06%					
PAR./PROB	1	2	3	33.33%	66.67%					
TERM/ABUSE	24	67	91	26.37%	73.63%	\$165.73	\$1,278.36			
HABEAS/SC	1	8	9	11.11%	88.89%					
OTHER	28	2	30	93.33%	6.67%					
TOTAL	1095	245	1340	81.72%	18.28%					

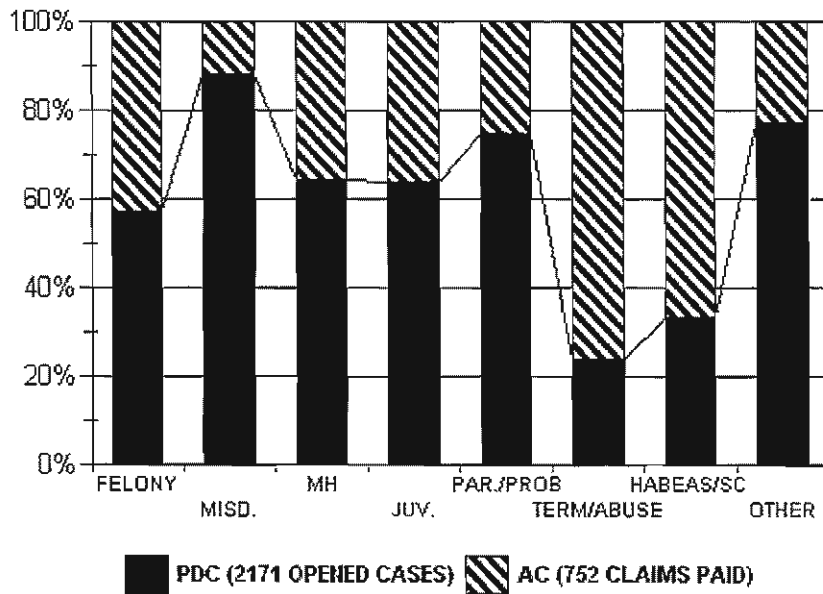


9TH CIRCUIT (MERCER COUNTY)

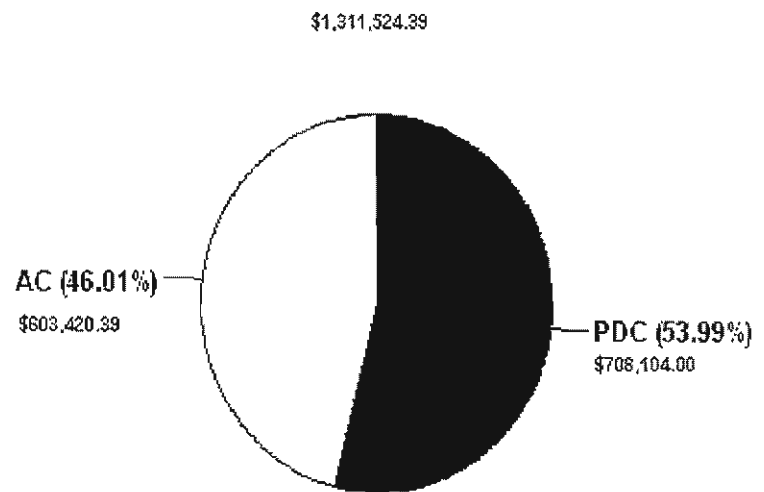
PDC CASES OPENED COMPARED TO AC CLAIMS PAID FY 2006

CASE TYPES	PDC	AC	TOTAL	%PDC	%AC	PDC	AC	TOTAL	%PDC	%AC
						DISBURSEMENTS	DISBURSEMENTS			
FELONY	366	273	639	57.28%	42.72%	\$708,104.00	\$603,420.39	\$1,311,524.39	53.99%	46.01%
MISD.	1516	205	1721	88.09%	11.91%					
MH	69	38	107	64.49%	35.51%					
JUV.	58	33	91	63.74%	36.26%					
PAR./PROB	71	24	95	74.74%	25.26%					
TERM/ABUSE	50	160	210	23.81%	76.19%	\$326.16	\$802.42			
HABEAS/SC	4	8	12	33.33%	66.67%					
OTHER	37	11	48	77.08%	22.92%					
TOTAL	2171	752	2923	74.27%	25.73%					

**9TH CIRCUIT OPENED CASES/CLAIMS PAID
FY 2006**



**9TH CIRCUIT PDC/AC DISBURSEMENTS
FY 2006**



10TH CIRCUIT (RALEIGH COUNTY)

PDC CASES OPENED COMPARED TO AC CLAIMS PAID FY 2006

CASE TYPES	PDC	AC	TOTAL	%PDC	%AC	PDC	AC	TOTAL	%PDC	%AC
						DISBURSEMENTS	DISBURSEMENTS			
FELONY	638	150	788	80.96%	19.04%	\$759,783.00	\$500,232.91	\$1,260,015.91	60.30%	39.70%
MISD.	1356	121	1477	91.81%	8.19%					
MH	407	34	441	92.29%	7.71%					
JUV.	178	47	225	79.11%	20.89%					
PAR./PROB	70	7	77	90.91%	9.09%					
TERM/ABUSE	10	248	258	3.88%	96.12%	\$285.53	\$813.39			
HABEAS/SC	1	1	2	50.00%	50.00%					
OTHER	1	7	8	12.50%	87.50%					
TOTAL	2661	615	3276	81.23%	18.77%					

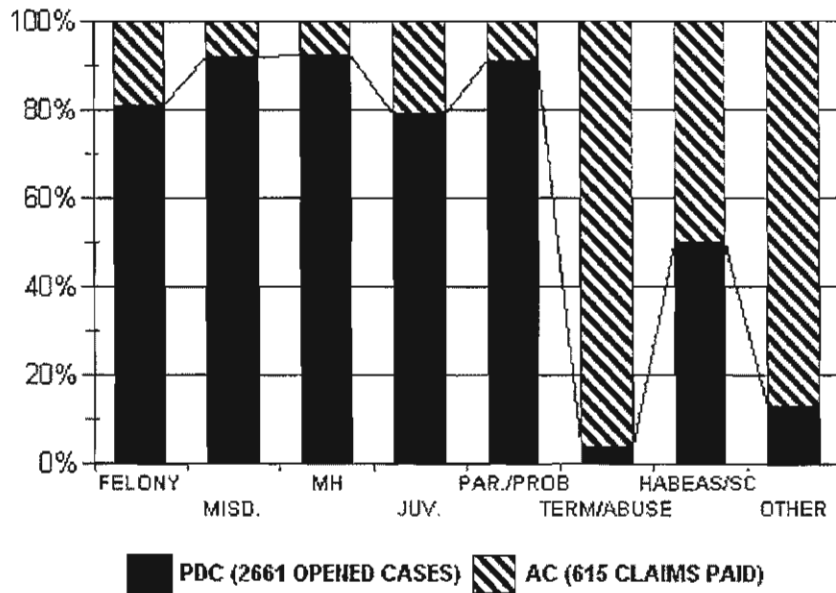
**AVG PDC COST
PER CASE**

\$285.53

**AVG AC COST
PER CASE**

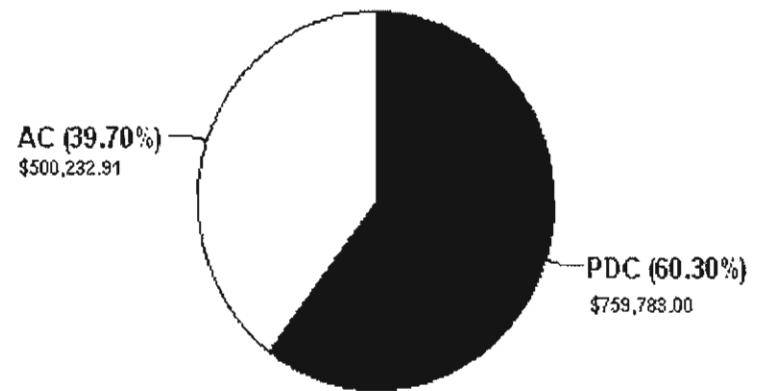
\$813.39

**10TH CIRCUIT OPENED CASES/CLAIMS PAID
FY 2006**



**10TH CIRCUIT PDC/AC DISBURSEMENTS
FY 2006**

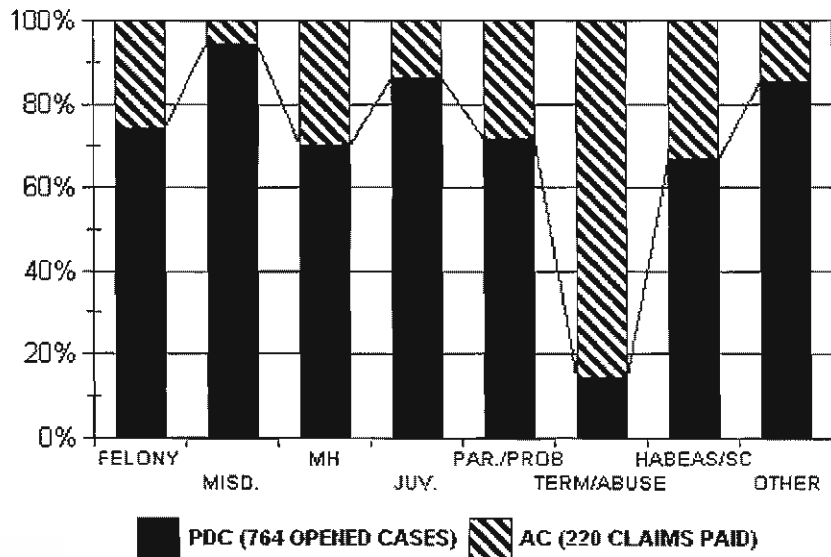
\$1,260,015.91



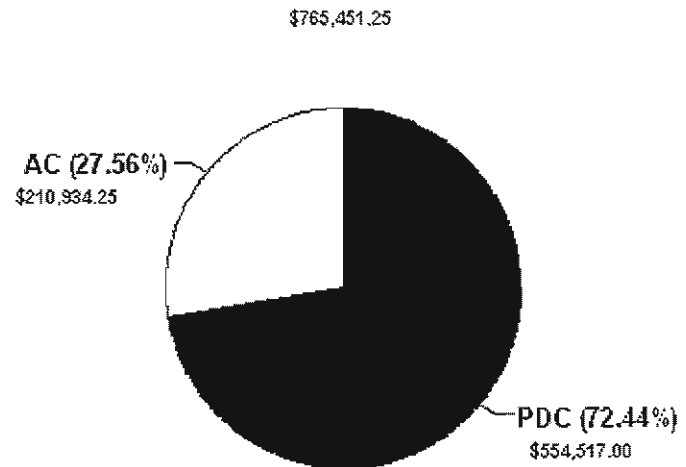
**11TH CIRCUIT (GREENBRIER & POCAHONTAS COUNTIES)
PDC CASES OPENED COMPARED TO AC CLAIMS PAID FY 2006**

CASE TYPES	PDC	AC	TOTAL	%PDC	%AC	PDC DISBURSEMENTS	AC DISBURSEMENTS	TOTAL	%PDC	%AC
	FELONY	164	57	221	74.21%	25.79%	\$554,517.00	\$210,934.25	\$765,451.25	72.44%
MISD.	357	22	379	94.20%	5.80%					
MH	111	47	158	70.25%	29.75%					
JUV.	62	10	72	86.11%	13.89%					
PAR./PROB	20	8	28	71.43%	28.57%					
TERM/ABUSE	11	66	77	14.29%	85.71%	\$725.81	\$958.79			
HABEAS/SC	10	5	15	66.67%	33.33%					
OTHER	29	5	34	85.29%	14.71%					
TOTAL	764	220	984	77.64%	22.36%					

**11TH CIRCUIT OPENED CASES/CLAIMS PAID
FY 2006**



**11TH CIRCUIT PDC/AC DISBURSEMENTS
FY 2006**



12TH CIRCUIT (FAYETTE COUNTY)

PDC CASES OPENED COMPARED TO AC CLAIMS PAID FY 2006

CASE TYPES	PDC	AC	TOTAL	%PDC	%AC	PDC	AC	TOTAL	%PDC	%AC
						DISBURSEMENTS	DISBURSEMENTS			
FELONY	188	64	252	74.60%	25.40%	\$453,716.00	\$128,209.79	\$581,925.79	77.97%	22.03%
MISD.	466	41	507	91.91%	8.09%					
MH	32	0	32	100.00%	0.00%					
JUV.	50	2	52	96.15%	3.85%					
PAR./PROB	18	0	18	100.00%	0.00%					
TERM/ABUSE	25	49	74	33.78%	66.22%	\$557.39	\$772.35			
HABEAS/SC	2	5	7	28.57%	71.43%					
OTHER	33	5	38	86.84%	13.16%					
TOTAL	814	166	980	83.06%	16.94%					

**AVG PDC COST
PER CASE**

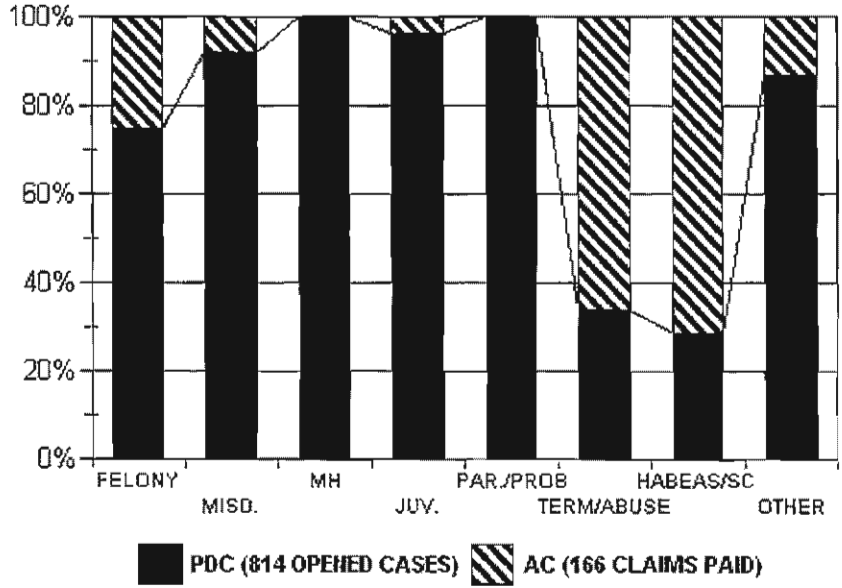
\$557.39

**AVG AC COST
PER CASE**

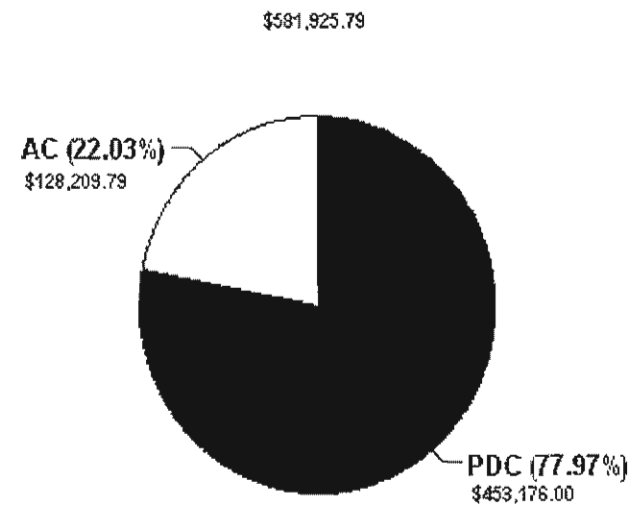
\$772.35

WEST VIRGINIA PUBLIC DEFENDER SERVICES 141

**12TH CIRCUIT OPENED CASES/CLAIMS PAID
FY 2006**



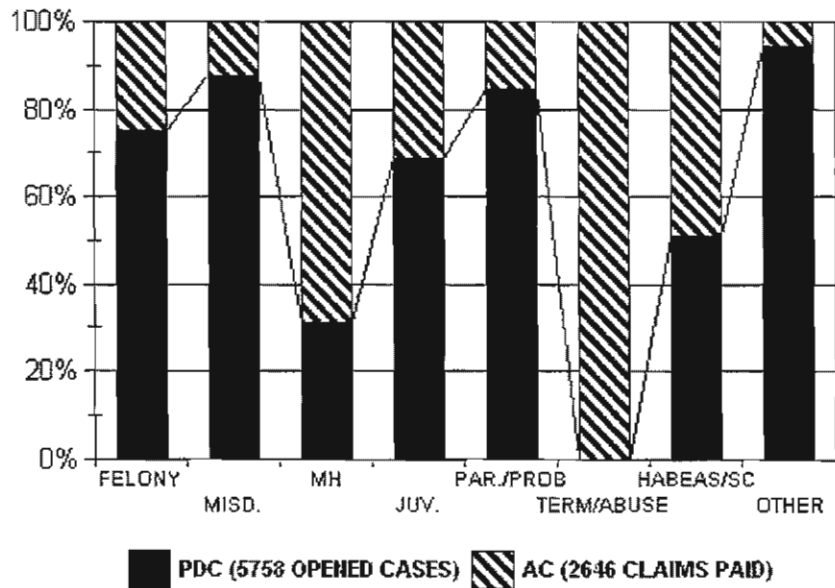
**12TH CIRCUIT PDC/AC DISBURSEMENTS
FY 2006**



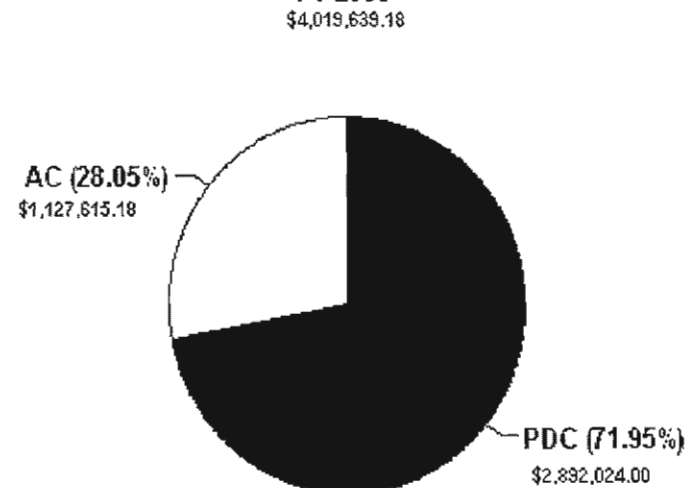
**13TH CIRCUIT (KANAWHA COUNTY)
PDC CASES OPENED COMPARED TO AC CLAIMS PAID FY 2006**

CASE TYPES	PDC	AC	TOTAL	%PDC	%AC	DISBURSEMENTS		TOTAL	%PDC	%AC
						PDC	AC			
FELONY	1218	404	1622	75.09%	24.91%	\$2,892,024.00	\$1,127,615.18	\$4,019,639.18	71.95%	28.05%
MISD.	3211	462	3673	87.42%	12.58%					
MH	596	1309	1905	31.29%	68.71%	AVG PDC COST	AVG AC COST			
JUV.	327	147	474	68.99%	31.01%	PER CASE	PER CASE			
PAR./PROB	84	15	99	84.85%	15.15%					
TERM/ABUSE	0	265	265	0.00%	100.00%	\$502.26	\$426.16			
HABEAS/SC	28	27	55	50.91%	49.09%					
OTHER	294	17	311	94.53%	5.47%					
TOTAL	5758	2646	8404	68.51%	31.49%					

**13TH CIRCUIT OPENED CASES/CLAIMS PAID
FY 2006**



**13TH CIRCUIT PDC/AC DISBURSEMENTS
FY 2006**



15TH CIRCUIT (HARRISON COUNTY)

PDC CASES OPENED COMPARED TO AC CLAIMS PAID FY 2006

CASE TYPES	PDC	AC	TOTAL	%PDC	%AC	PDC	AC	TOTAL	%PDC	%AC
						DISBURSEMENTS	DISBURSEMENTS			
FELONY	251	96	347	72.33%	27.67%	\$910,802.00	\$350,891.96	\$1,261,693.96	72.19%	27.81%
MISD.	722	112	834	86.57%	13.43%					
MH	62	38	100	62.00%	38.00%					
JUV.	239	61	300	79.67%	20.33%					
PAR./PROB	72	15	87	82.76%	17.24%					
TERM./ABUSE	23	72	95	24.21%	75.79%	\$651.50	\$841.47			
HABEAS/SC	0	15	15	0.00%	100.00%					
OTHER	29	8	37	78.38%	21.62%					
TOTAL	1398	417	1815	77.02%	22.98%					

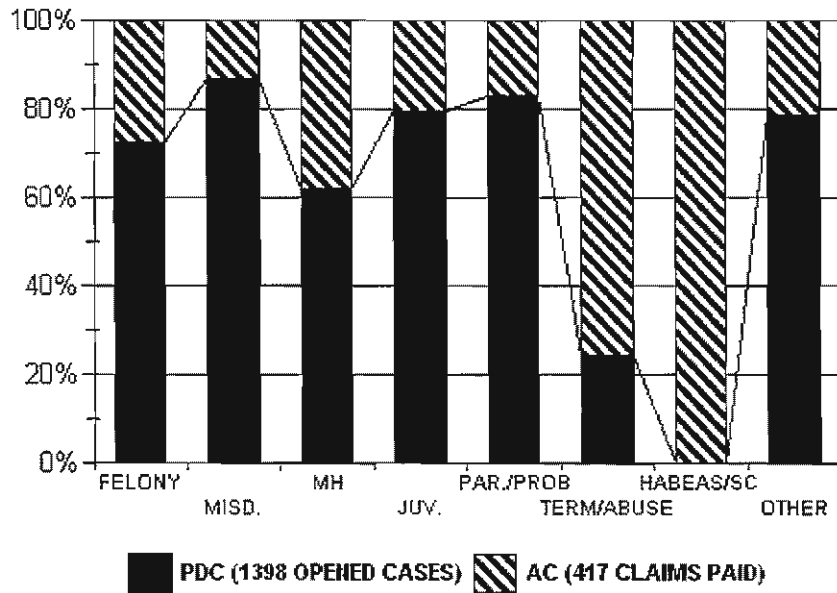
**AVG PDC COST
PER CASE**

\$651.50

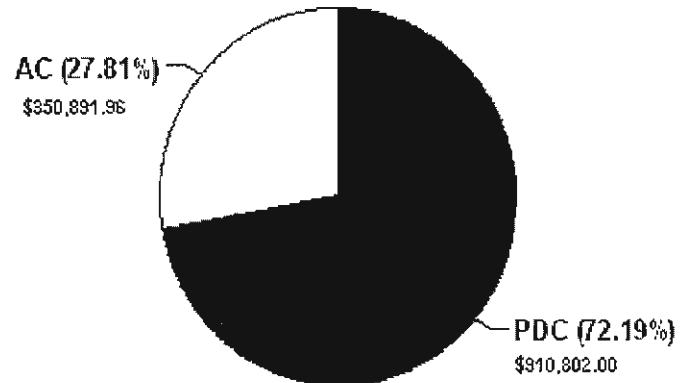
**AVG AC COST
PER CASE**

\$841.47

**15TH CIRCUIT OPENED CASES/CLAIMS PAID
FY 2006**



**15TH CIRCUIT PDC/AC DISBURSEMENTS
FY 2006
\$1,261,693.96**



18TH CIRCUIT (PRESTON COUNTY)

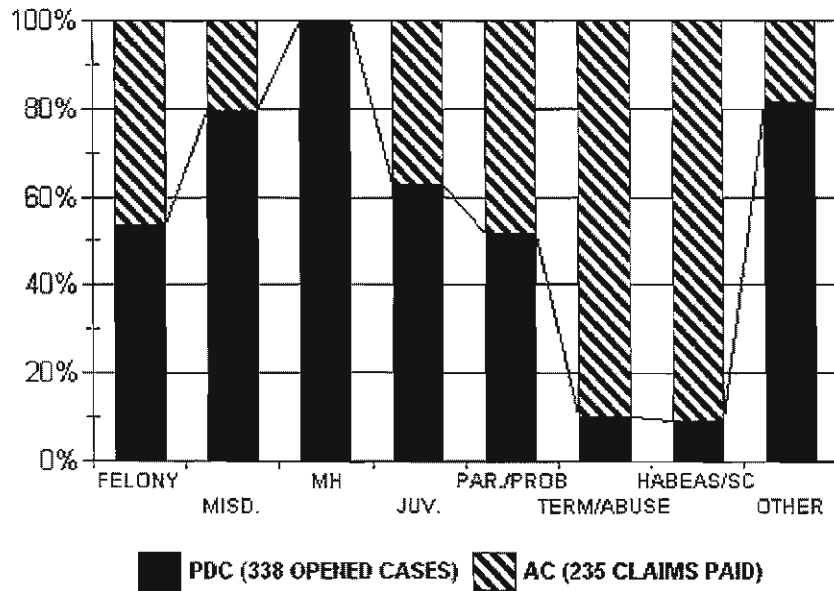
PDC CASES OPENED COMPARED TO AC CLAIMS PAID FY 2006

CASE TYPES	PDC	AC	TOTAL	%PDC	%AC	PDC	AC	TOTAL	%PDC	%AC
						DISBURSEMENTS	DISBURSEMENTS			
FELONY	67	58	125	53.60%	46.40%	\$251,100.00	\$302,729.78	\$553,829.78	45.34%	54.66%
MISD.	101	26	127	79.53%	20.47%					
MH	54	0	54	100.00%	0.00%					
JUV.	67	40	107	62.62%	37.38%					
PAR./PROB	17	16	33	51.52%	48.48%					
TERM/ABUSE	9	80	89	10.11%	89.89%	\$742.90	\$1,288.21			
HABEAS/SC	1	10	11	9.09%	90.91%					
OTHER	22	5	27	81.48%	18.52%					
TOTAL	338	235	573	58.99%	41.01%					

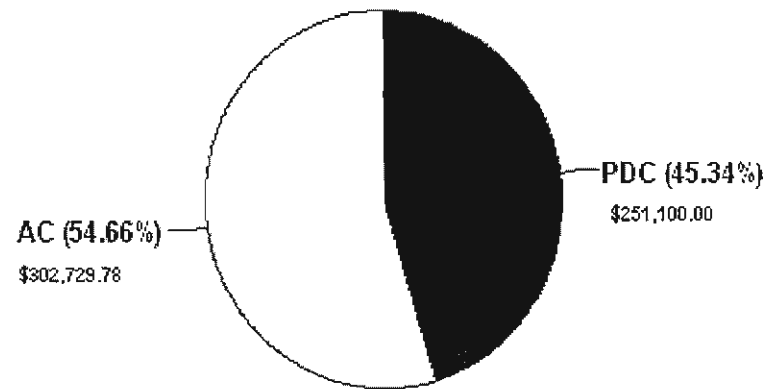
AVG PDC COST
PER CASE

AVG AC COST
PER CASE

**18TH CIRCUIT OPENED CASES/CLAIMS PAID
FY 2006**

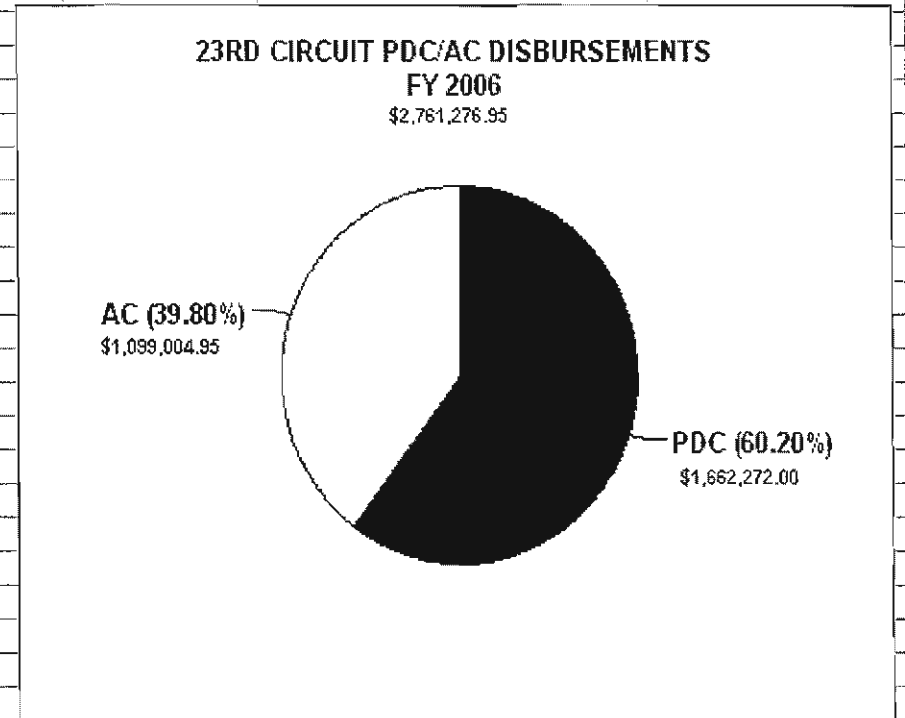



**18TH CIRCUIT PDC/AC DISBURSEMENTS
FY 2006
\$553,829.78**



**23RD CIRCUIT (BERKELEY, JEFFERSON & MORGAN COUNTIES)
PDC CASES OPENED COMPARED TO AC CLAIMS PAID FY 2006**

CASE TYPES	PDC	AC	TOTAL	%PDC	%AC	PDC	AC	TOTAL	%PDC	%AC
						DISBURSEMENTS	DISBURSEMENTS			
FELONY	1135	194	1329	85.40%	14.60%	\$1,662,272.00	\$1,099,004.95	\$2,761,276.95	60.20%	39.80%
MISD.	1489	86	1575	94.54%	5.46%					
MH	70	0	70	100.00%	0.00%					
JUV.	501	114	615	81.46%	18.54%					
PAR./PROB	87	15	102	85.29%	14.71%					
TERM./ABUSE	0	309	309	0.00%	100.00%	\$498.88	\$1,453.71			
HABEAS/SC	4	28	32	12.50%	87.50%					
OTHER	46	10	56	82.14%	17.86%					
TOTAL	3332	756	4088	81.51%	18.49%					

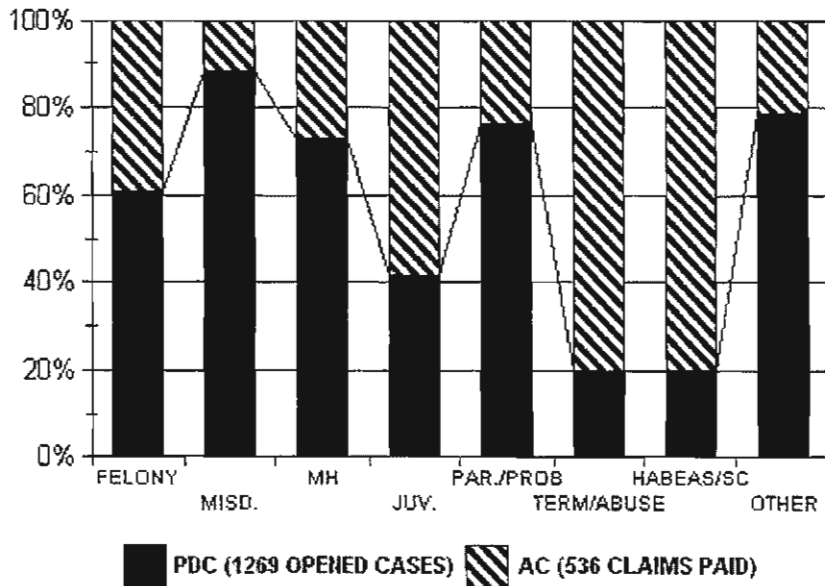


25TH CIRCUIT (BOONE & LINCOLN COUNTIES)

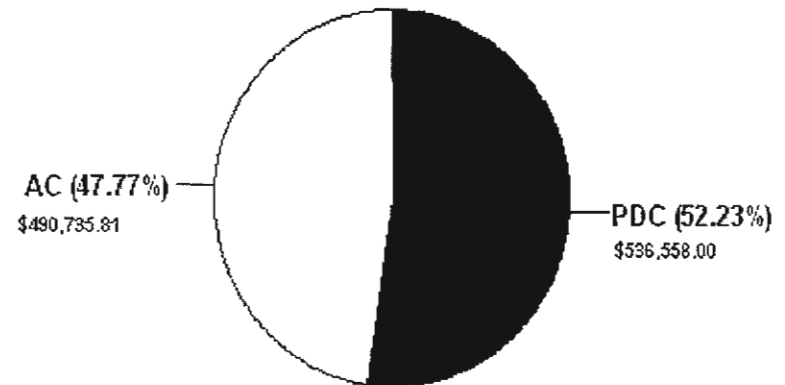
PDC CASES OPENED COMPARED TO AC CLAIMS PAID FY 2006

CASE TYPES	PDC	AC	TOTAL	%PDC	%AC	PDC	AC	TOTAL	%PDC	%AC
						DISBURSEMENTS	DISBURSEMENTS			
FELONY	204	131	335	60.90%	39.10%	\$536,558.00	\$490,735.81	\$1,027,293.81	52.23%	47.77%
MISD.	704	95	799	88.11%	11.89%					
MH	131	49	180	72.78%	27.22%					
JUV.	80	112	192	41.67%	58.33%					
PAR./PROB	71	22	93	76.34%	23.66%					
TERM/ABUSE	27	109	136	19.85%	80.15%	\$422.82	\$915.55			
HABEAS/SC	1	4	5	20.00%	80.00%					
OTHER	51	14	65	78.46%	21.54%					
TOTAL	1269	536	1805	70.30%	29.70%					

**25TH CIRCUIT OPENED CASES/CLAIMS PAID
FY 2006**



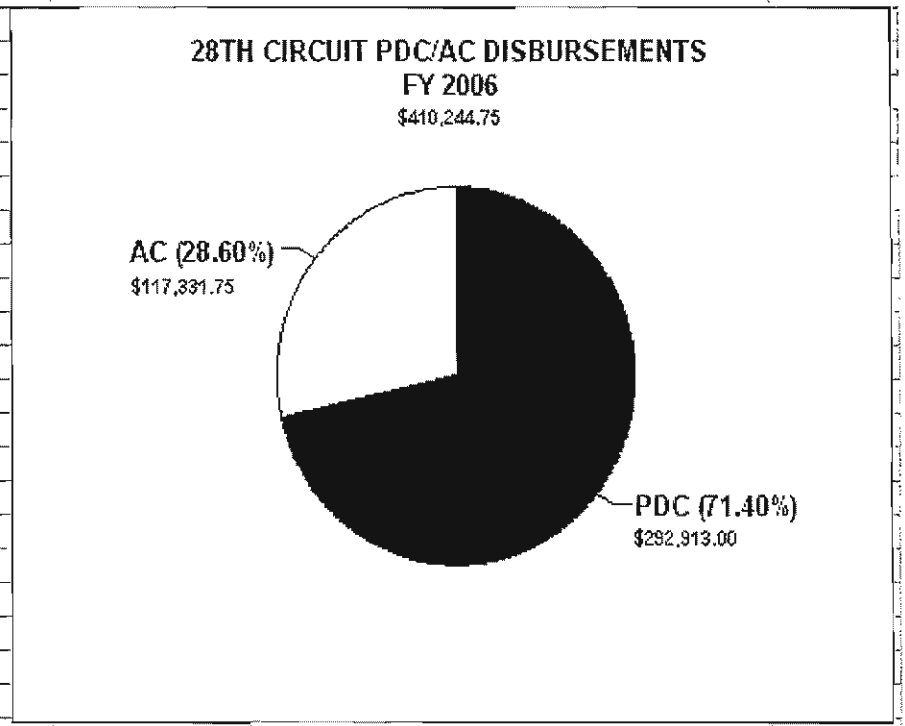
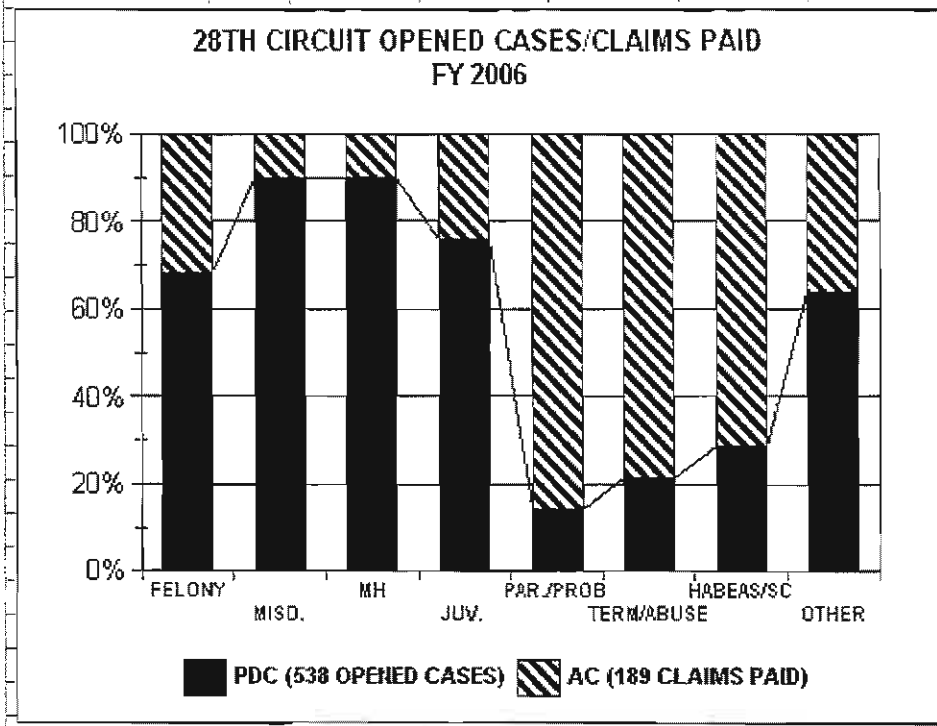
**25TH CIRCUIT PDC/AC DISBURSEMENTS
FY 2006
\$1,027,293.81**



28TH CIRCUIT (NICHOLAS COUNTY)

PDC CASES OPENED COMPARED TO AC CLAIMS PAID FY 2006

CASE TYPES	PDC	AC	TOTAL	%PDC	%AC	PDC	AC	TOTAL	%PDC	%AC
						DISBURSEMENTS	DISBURSEMENTS			
FELONY	128	60	188	68.09%	31.91%	\$292,913.00	\$117,331.75	\$410,244.75	71.40%	28.60%
MISD.	286	33	319	89.66%	10.34%					
MH	44	5	49	89.80%	10.20%					
JUV.	54	17	71	76.06%	23.94%					
PAR./PROB	1	6	7	14.29%	85.71%					
TERM./ABUSE	16	59	75	21.33%	78.67%	\$544.45	\$620.80			
HABEAS/SC	2	5	7	28.57%	71.43%					
OTHER	7	4	11	63.64%	36.36%					
TOTAL	538	189	727	74.00%	26.00%					

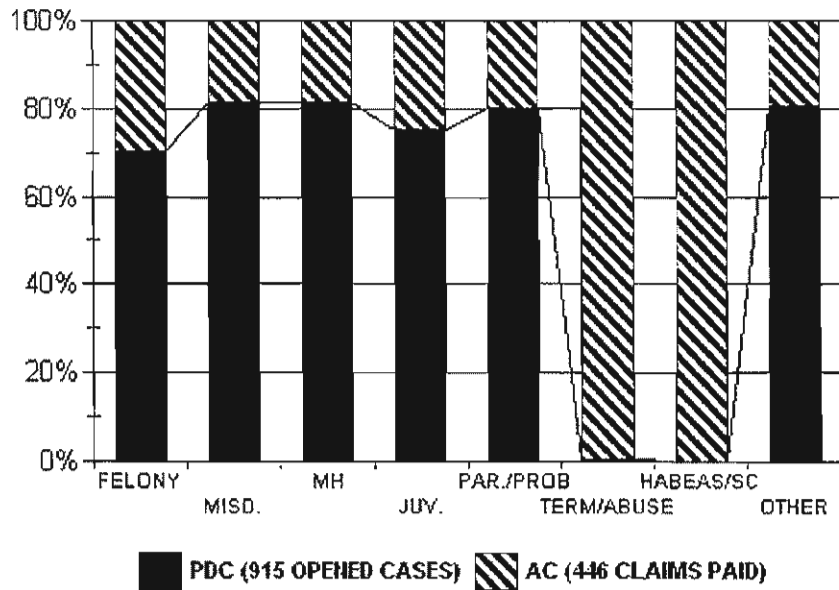


30TH CIRCUIT (MINGO COUNTY)

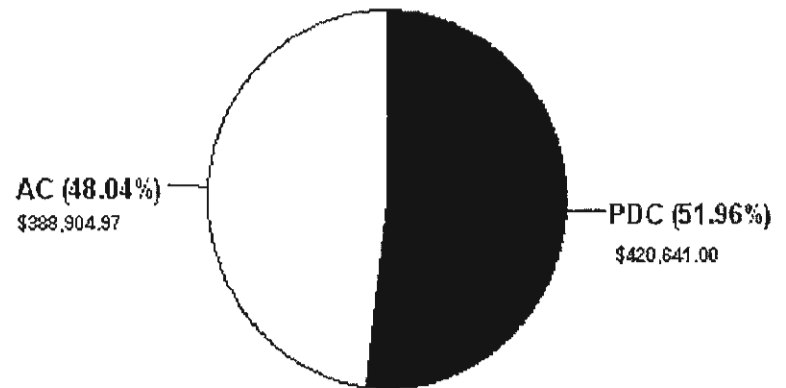
PDC CASES OPENED COMPARED TO AC CLAIMS PAID FY 2006

CASE TYPES	PDC	AC	TOTAL	%PDC	%AC	PDC	AC	TOTAL	%PDC	%AC
						DISBURSEMENTS	DISBURSEMENTS			
FELONY	277	117	394	70.30%	29.70%	\$420,641.00	\$388,904.97	\$809,545.97	51.96%	48.04%
MISD.	389	89	478	81.38%	18.62%					
MH	99	23	122	81.15%	18.85%	AVG PDC COST	AVG AC COST			
JUV.	96	32	128	75.00%	25.00%	PER CASE	PER CASE			
PAR./PROB	16	4	20	80.00%	20.00%					
TERM/ABUSE	1	165	166	0.60%	99.40%	\$459.72	\$871.98			
HABEAS/SC	0	7	7	0.00%	100.00%					
OTHER	37	9	46	80.43%	19.57%					
TOTAL	915	446	1361	67.23%	32.77%					

**30TH CIRCUIT OPENED CASES/CLAIMS PAID
FY 2006**



**30TH CIRCUIT PDC/AC DISBURSEMENTS
FY 2006**
\$809,545.97

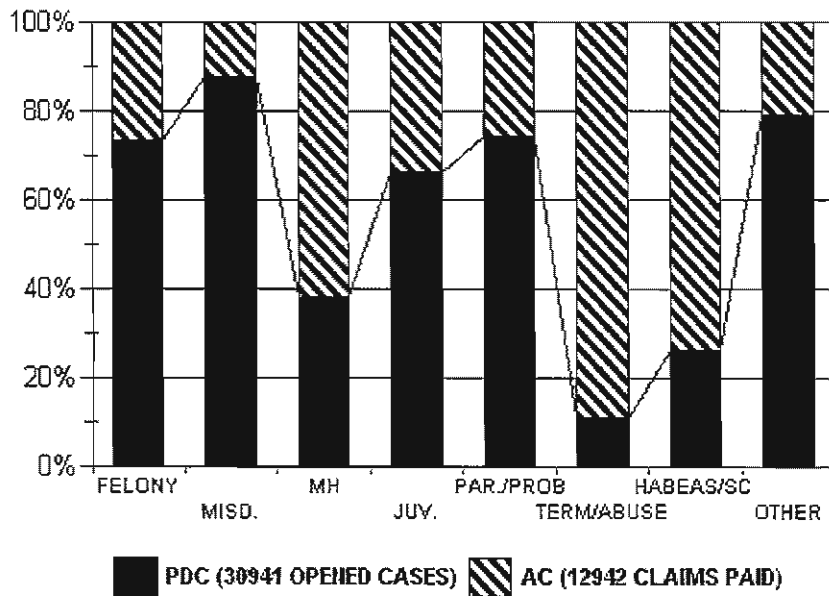


ALL PUBLIC DEFENDER CORPORATION CIRCUITS (18 CIRCUITS 29 COUNTIES)

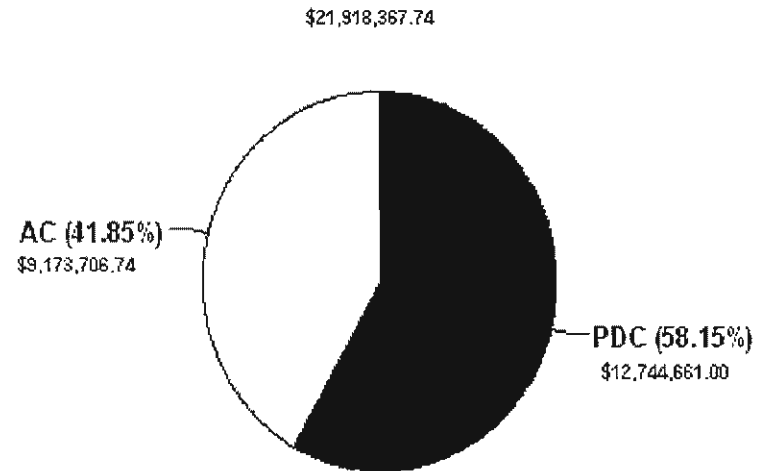
PDC CASES OPENED COMPARED TO AC CLAIMS PAID FY 2006

CASE TYPES	PDC	AC	TOTAL	%PDC	%AC	PDC	AC	TOTAL	%PDC	%AC
						DISBURSEMENTS	DISBURSEMENTS			
FELONY	7426	2721	10147	73.18%	26.82%	\$12,744,661.00	\$9,173,706.74	\$21,918,367.74	58.15%	41.85%
MISD.	17155	2459	19614	87.46%	12.54%					
MH	2014	3260	5274	38.19%	61.81%	AVG PDC COST	AVG AC COST			
JUV.	2496	1281	3777	66.08%	33.92%	PER CASE	PER CASE			
PAR./PROB	728	252	980	74.29%	25.71%					
TERM/ABUSE	306	2572	2878	10.63%	89.37%	\$411.90	\$708.83			
HABEAS/SC	89	197	266	25.94%	74.06%					
OTHER	747	200	947	78.88%	21.12%					
TOTAL	30941	12942	43883	70.51%	29.49%					

**PDC CIRCUITS OPENED CASES/CLAIMS PAID
FY 2006**



**PDC CIRCUITS PDC/AC DISBURSEMENTS
FY 2006**

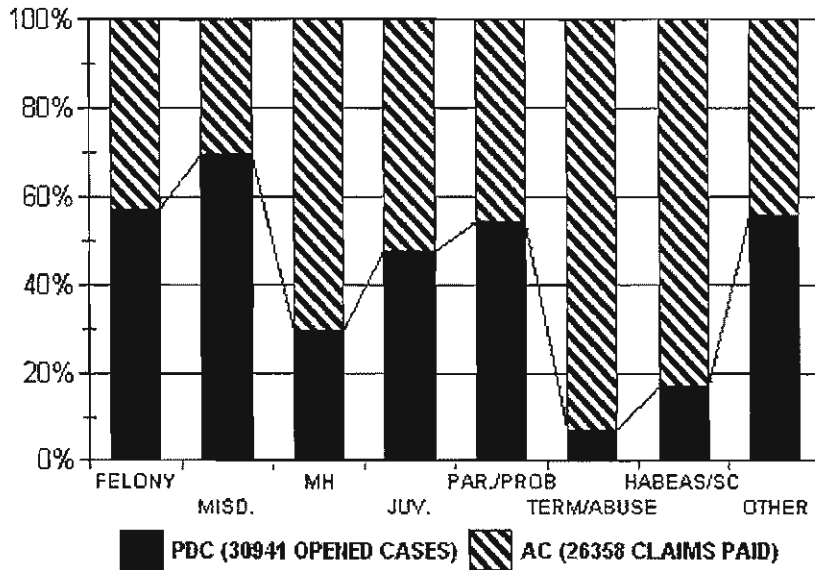


**STATISTICS FOR BOTH PDC AND APPOINTED COUNSEL STATEWIDE
PDC CASES OPENED COMPARED TO AC CLAIMS PAID FY 2006**

CASE TYPES	PDC	AC	TOTAL	%PDC	%AC	PDC	AC	TOTAL	%PDC	%AC
						DISBURSEMENTS	DISBURSEMENTS			
FELONY	7426	5558	12984	57.19%	42.81%	\$12,744,661.00	\$16,779,798.27	\$29,524,459.27	43.17%	56.83%
MISD.	17155	7502	24657	69.57%	30.43%					
MH	2014	4881	6895	29.21%	70.79%					
JUV.	2496	2785	5281	47.26%	52.74%					
PAR./PROB	728	618	1346	54.09%	45.91%					
TERM/ABUSE	306	4080	4386	6.98%	93.02%	\$411.90	\$636.61			
HABEAS/SC	69	333	402	17.16%	82.84%					
OTHER	747	601	1348	55.42%	44.58%					
TOTAL	30941	26358	57299	54.00%	46.00%					

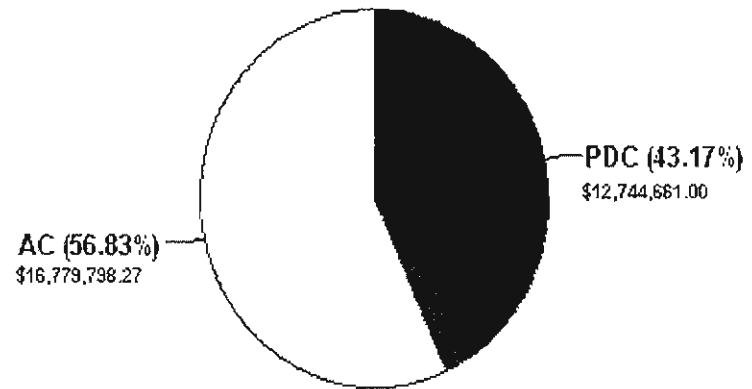
WEST VIRGINIA PUBLIC DEFENDER SERVICES 150

**PDC OPENED CASES/AC CLAIMS PAID
STATEWIDE FY 2006**



**STATEWIDE PDC/AC DISBURSEMENTS
FY 2006**

\$29,524,459.27

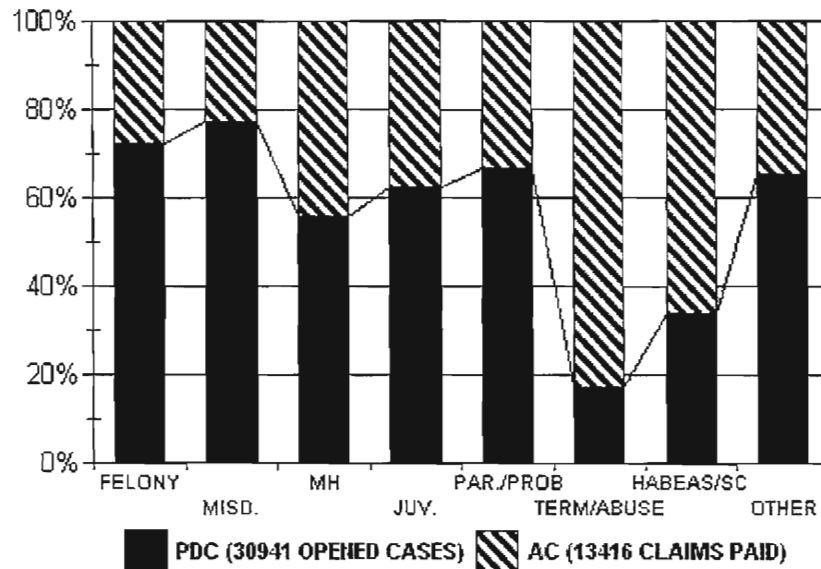


STATISTICS FOR BOTH PDC AND APPOINTED COUNSEL STATEWIDE (less AC CLAIMS IN PDC CIRCUITS)

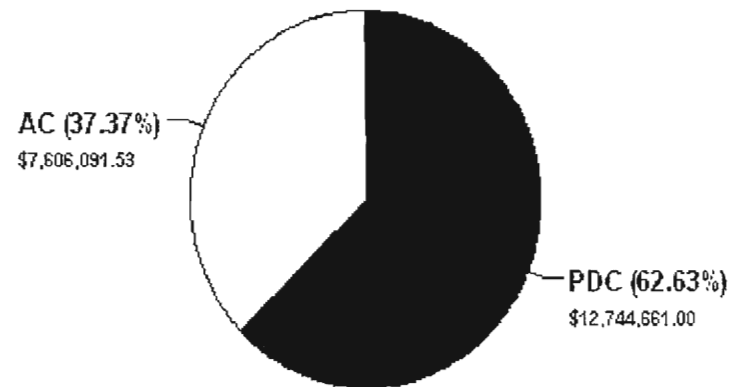
PDC CASES OPENED COMPARED TO AC CLAIMS PAID FY 2006

CASE TYPES	PDC	AC	TOTAL	%PDC	%AC	PDC	AC	TOTAL	%PDC	%AC
						DISBURSEMENTS	DISBURSEMENTS			
FELONY	7426	2837	10263	72.36%	27.64%	\$12,744,661.00	\$7,606,091.53	\$20,350,752.53	62.63%	37.37%
MISD.	17155	5043	22198	77.28%	22.72%					
MH	2014	1621	3635	55.41%	44.59%	AVG PDC COST	AVG AC COST			
JUV.	2496	1504	4000	62.40%	37.60%	PER CASE	PER CASE			
PAR./PROB	728	366	1094	66.54%	33.46%					
TERM/ABUSE	306	1508	1814	16.87%	83.13%	\$411.90	\$566.94			
HABEAS/SC	69	136	205	33.66%	66.34%					
OTHER	747	401	1148	65.07%	34.93%					
TOTAL	30941	13416	44357	69.75%	30.25%					

PDC OPENED CASES/AC CLAIMS PAID STATEWIDE (LESS AC IN PDC CIR) FY 2006



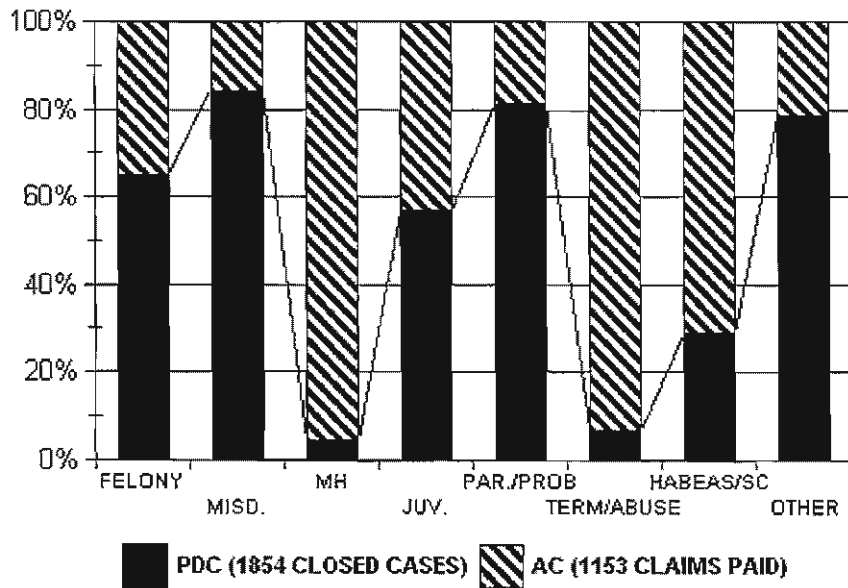
STATEWIDE PDC/AC DISBURSEMENTS (LESS AC IN PDC CIRCUITS) FY 2006
\$20,350,752.53



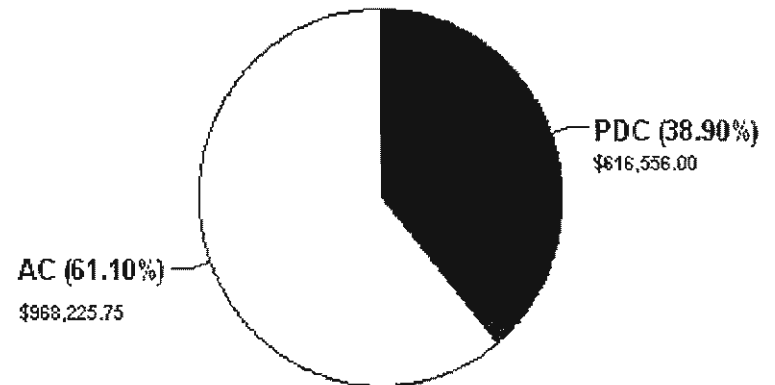
**1ST CIRCUIT (BROOKE, HANCOCK & OHIO COUNTIES)
PDC CASES CLOSED COMPARED TO AC CLAIMS PAID FY 2006**

CASE TYPES	PDC	AC	TOTAL	%PDC	%AC	PDC	AC	TOTAL	%PDC	%AC
						DISBURSEMENTS	DISBURSEMENTS			
FELONY	355	191	546	65.02%	34.98%	\$616,556.00	\$968,225.75	\$1,584,781.75	38.90%	61.10%
MISD.	1216	233	1449	83.92%	16.08%					
MH	17	376	393	4.33%	95.67%					
JUV.	113	87	200	56.50%	43.50%					
PAR./PROB	61	14	75	81.33%	18.67%					
TERM/ABUSE	16	222	238	6.72%	93.28%	\$332.55	\$839.74			
HABEAS/SC	4	10	14	28.57%	71.43%					
OTHER	72	20	92	78.26%	21.74%					
TOTAL	1854	1153	3007	61.66%	38.34%					

**1ST CIRCUIT CLOSED CASES/CLAIMS PAID
FY 2006**



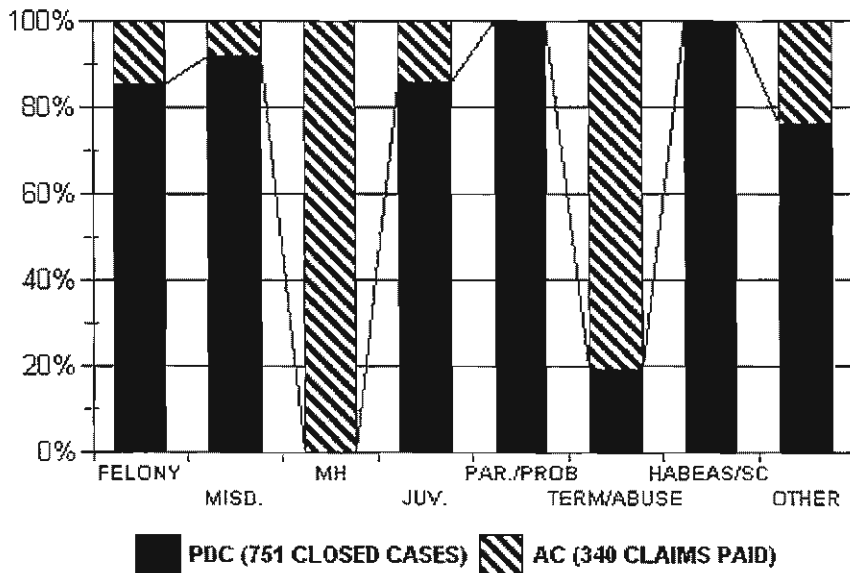
**1ST CIRCUIT PDC/AC DISBURSEMENTS
FY 2006**
\$1,584,781.75



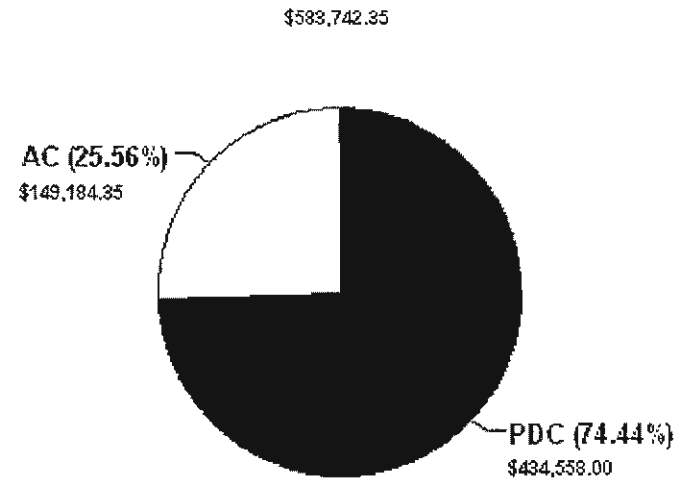
**2ND CIRCUIT (MARSHALL, TYLER, & WETZEL COUNTIES)
PDC CASES CLOSED COMPARED TO AC CLAIMS PAID FY 2006**

CASE TYPES	PDC	AC	TOTAL	%PDC	%AC	PDC	AC	TOTAL	%PDC	%AC
						DISBURSEMENTS	DISBURSEMENTS			
FELONY	153	26	179	85.47%	14.53%	\$434,558.00	\$149,184.35	\$583,742.35	74.44%	25.56%
MISD.	412	35	447	92.17%	7.83%					
MH	0	202	202	0.00%	100.00%	AVG PDC COST	AVG AC COST			
JUV.	121	20	141	85.82%	14.18%	PER CASE	PER CASE			
PAR./PROB	35	0	35	100.00%	0.00%					
TERM/ABUSE	12	52	64	18.75%	81.25%	\$578.64	\$438.78			
HABEAS/SC	2	0	2	100.00%	0.00%					
OTHER	16	5	21	76.19%	23.81%					
TOTAL	751	340	1091	68.84%	31.16%					

**2ND CIRCUIT CLOSED CASES/CLAIMS PAID
FY 2006**



**2ND CIRCUIT PDC/AC DISBURSEMENTS
FY 2006**



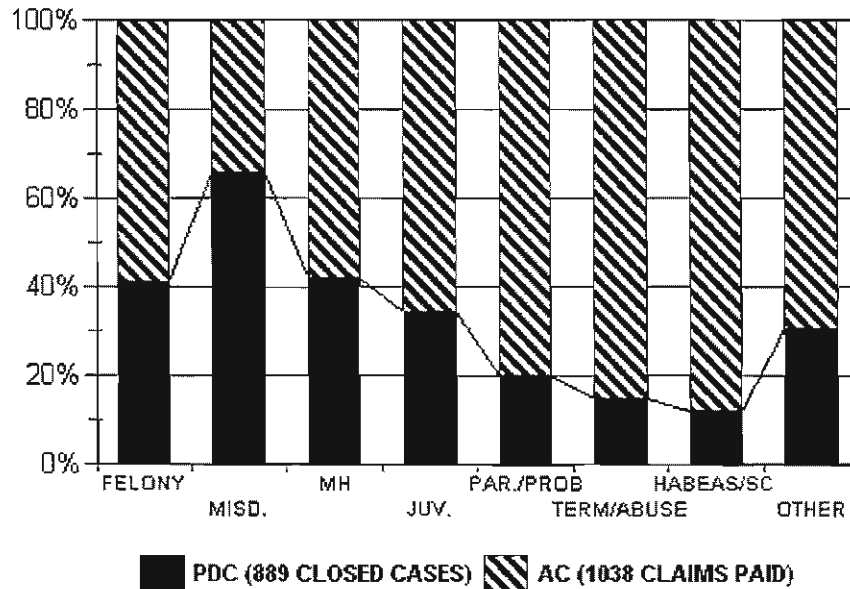
5TH CIRCUIT (CALHOUN, JACKSON, MASON & ROANE COUNTIES)

PDC CASES CLOSED COMPARED TO AC CLAIMS PAID FY 2006

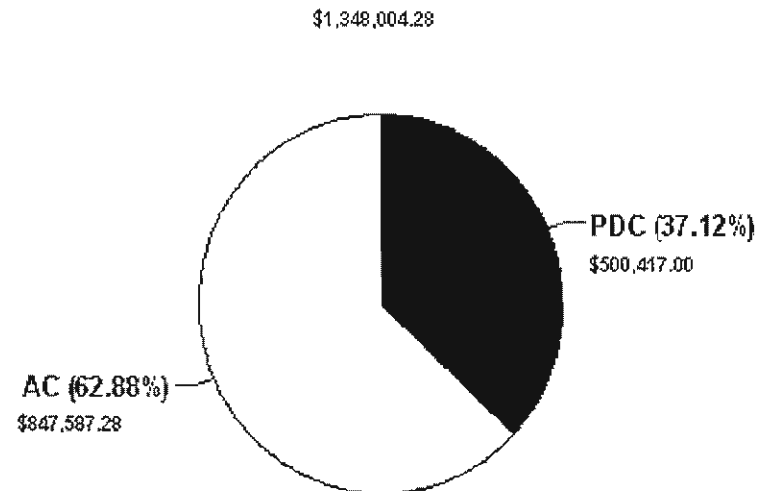
*A Circuit Court order prohibits PDC work in Mason County. All indigent work is performed by Appointed Counsel.

CASE TYPES	PDC	AC	TOTAL	%PDC	%AC	PDC	AC	TOTAL	%PDC	%AC
						DISBURSEMENTS	DISBURSEMENTS			
FELONY	210	301	511	41.10%	58.90%	\$500,417.00	\$847,587.28	\$1,348,004.28	37.12%	62.88%
MISD.	497	258	755	65.83%	34.17%					
MH	93	129	222	41.89%	58.11%	AVG PDC COST	AVG AC COST			
JUV.	31	60	91	34.07%	65.93%	PER CASE	PER CASE			
PAR./PROB	9	36	45	20.00%	80.00%					
TERM/ABUSE	37	216	253	14.62%	85.38%	\$562.90	\$816.56			
HABEAS/SC	2	15	17	11.76%	88.24%					
OTHER	10	23	33	30.30%	69.70%					
TOTAL	889	1038	1927	46.13%	53.87%					

**5TH CIRCUIT CLOSED CASES/CLAIMS PAID
FY 2006**



**5TH CIRCUIT PDC/AC DISBURSEMENTS
FY 2006**

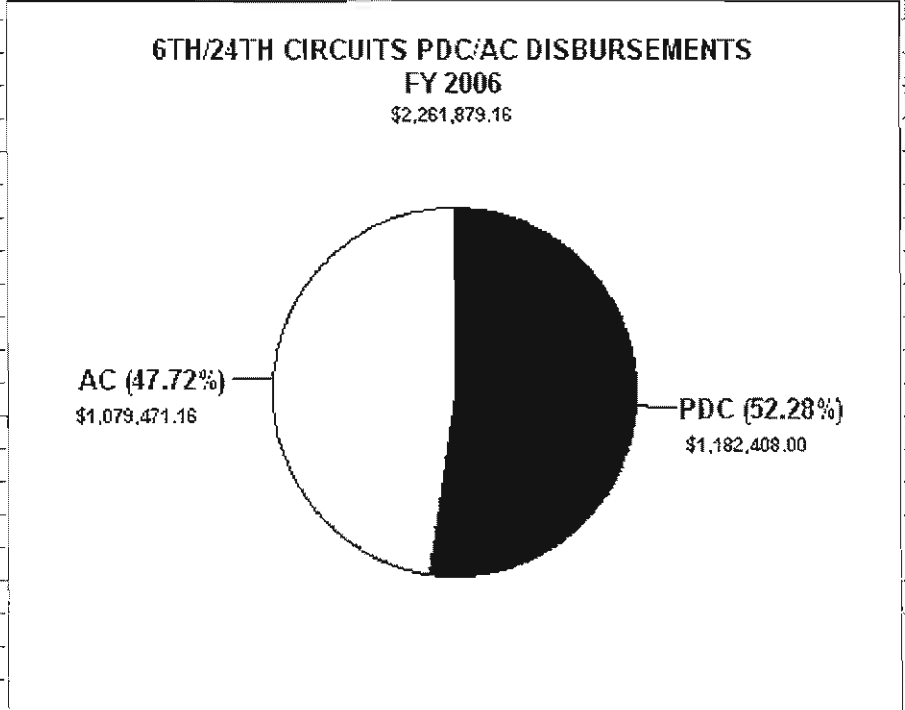
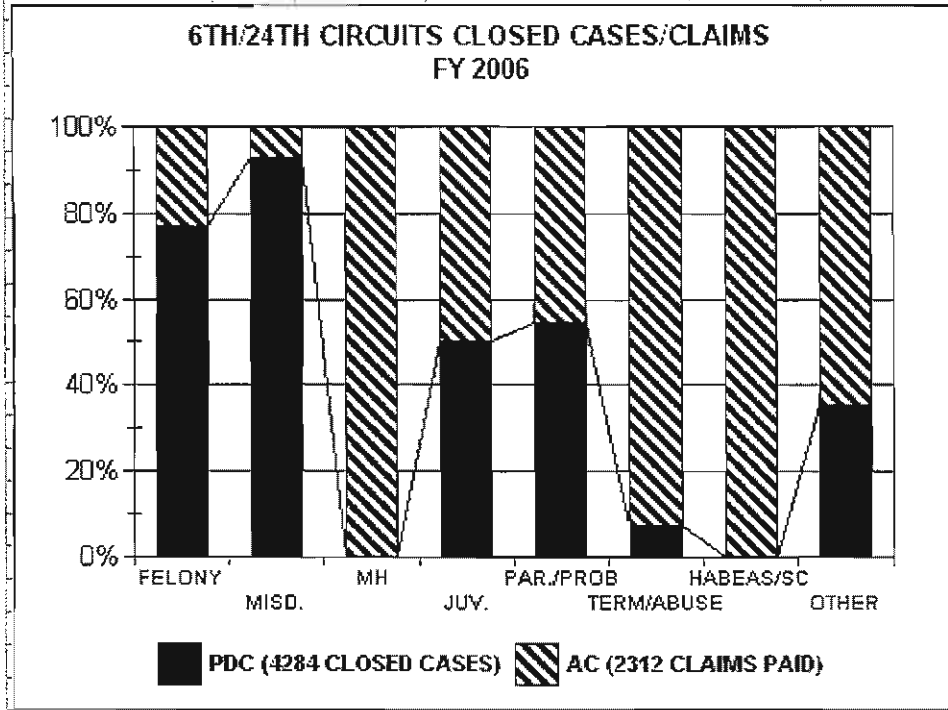


6TH CIRCUIT and 24TH (CABELL & WAYNE COUNTIES)

PDC CASES CLOSED COMPARED TO AC CLAIMS PAID FY 2006

*The 6th/24th Circuits operate under one Public Defender Corporation. AC figures include both Cabell and Wayne Counties.

CASE TYPES	PDC	AC	TOTAL	%PDC	%AC	PDC DISBURSEMENTS	AC DISBURSEMENTS	TOTAL	%PDC	%AC
	FELONY	1242	371	1613	77.00%	23.00%	\$1,182,408.00	\$1,079,471.16	\$2,261,879.16	52.28%
MISD.	2616	205	2821	92.73%	7.27%					
MH	0	987	987	0.00%	100.00%					
JUV.	342	339	681	50.22%	49.78%					
PAR./PROB	44	37	81	54.32%	45.68%					
TERM/ABUSE	23	296	319	7.21%	92.79%	\$276.01	\$466.90			
HABEAS/SC	0	46	46	0.00%	100.00%					
OTHER	17	31	48	35.42%	64.58%					
TOTAL	4284	2312	6596	64.95%	35.05%					

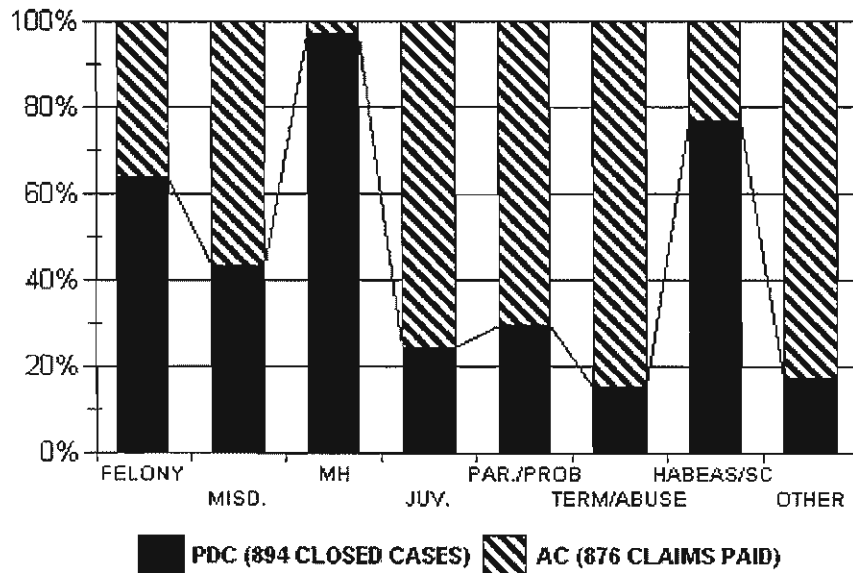


7TH CIRCUIT (LOGAN COUNTY)

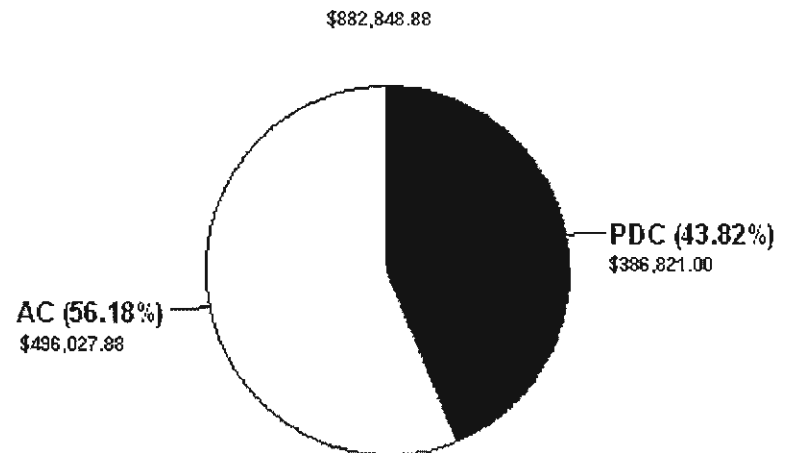
PDC CASES CLOSED COMPARED TO AC CLAIMS PAID FY 2006

CASE TYPES	PDC	AC	TOTAL	%PDC	%AC	PDC	AC	TOTAL	%PDC	%AC
						DISBURSEMENTS	DISBURSEMENTS			
FELONY	276	155	431	64.04%	35.96%	\$386,821.00	\$496,027.88	\$882,848.88	43.82%	56.18%
MISD.	293	386	679	43.15%	56.85%					
MH	231	7	238	97.06%	2.94%	AVG PDC COST	AVG AC COST			
JUV.	42	133	175	24.00%	76.00%	PER CASE	PER CASE			
PAR./PROB	13	31	44	29.55%	70.45%					
TERM/ABUSE	24	137	161	14.91%	85.09%	\$432.69	\$566.24			
HABEAS/SC	10	3	13	76.92%	23.08%					
OTHER	5	24	29	17.24%	82.76%					
TOTAL	894	876	1770	50.51%	49.49%					

**7TH CIRCUIT CLOSED CASES/CLAIMS PAID
FY 2006**



**7TH CIRCUIT PDC/AC DISBURSEMENTS
FY 2006**

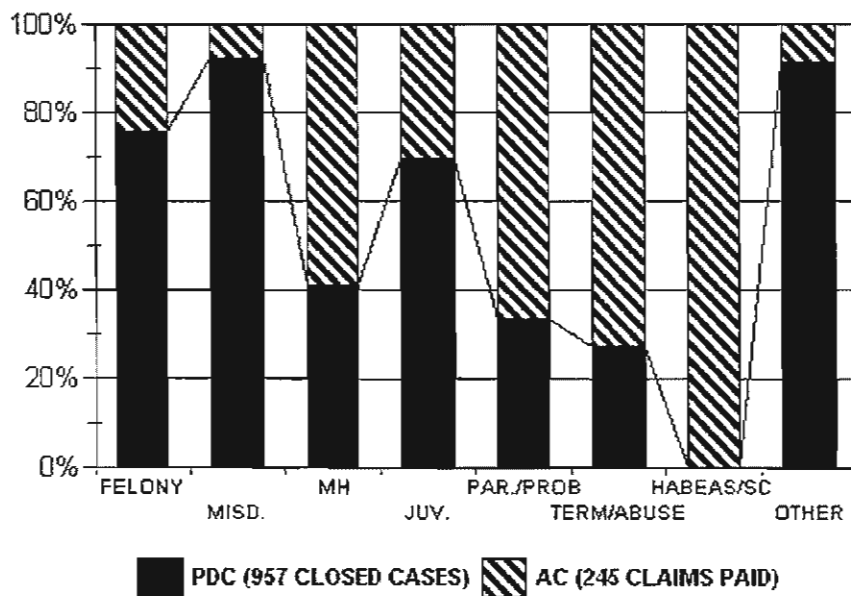


8TH CIRCUIT (MCDOWELL COUNTY)

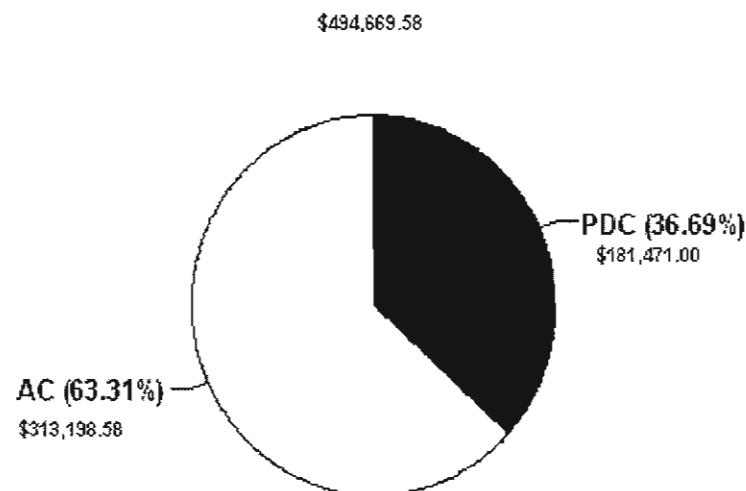
PDC CASES CLOSED COMPARED TO AC CLAIMS PAID FY 2006

CASE TYPES	PDC	AC	TOTAL	%PDC	%AC	PDC	AC	TOTAL	%PDC	%AC
						DISBURSEMENTS	DISBURSEMENTS			
FELONY	226	73	299	75.59%	24.41%	\$181,471.00	\$313,198.58	\$494,669.58	36.69%	63.31%
MISD.	612	50	662	92.45%	7.55%					
MH	11	16	27	40.74%	59.26%					
JUV.	61	27	88	69.32%	30.68%					
PAR./PROB	1	2	3	33.33%	66.67%					
TERM/ABUSE	25	67	92	27.17%	72.83%	\$189.62	\$1,278.36			
HABEAS/SC	0	8	8	0.00%	100.00%					
OTHER	21	2	23	91.30%	8.70%					
TOTAL	957	245	1202	79.62%	20.38%					

**8TH CIRCUIT CLOSED CASES/CLAIMS PAID
FY 2006**



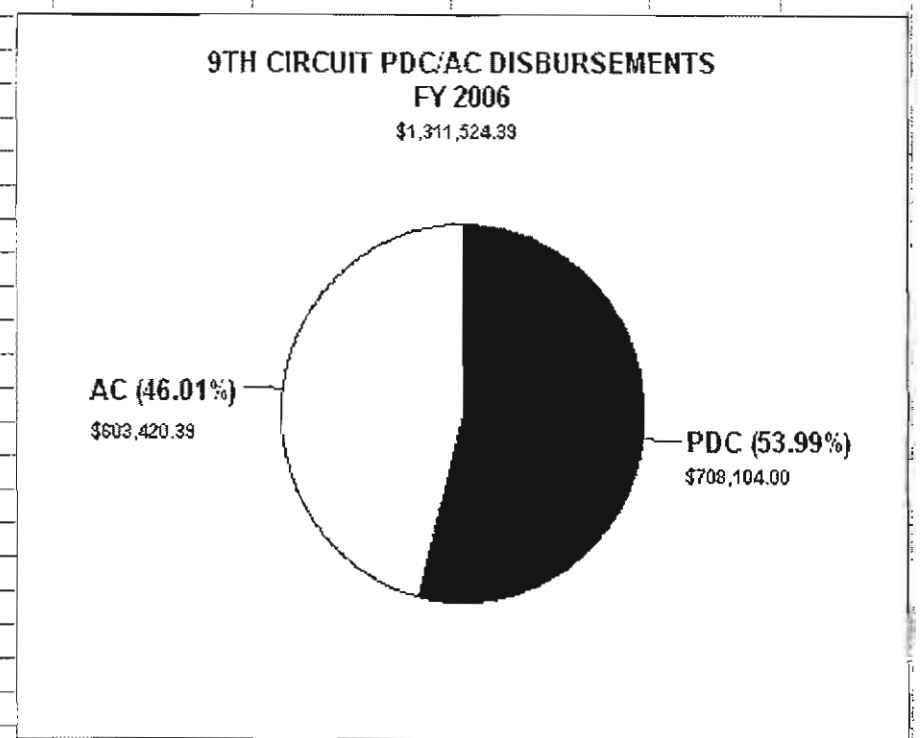
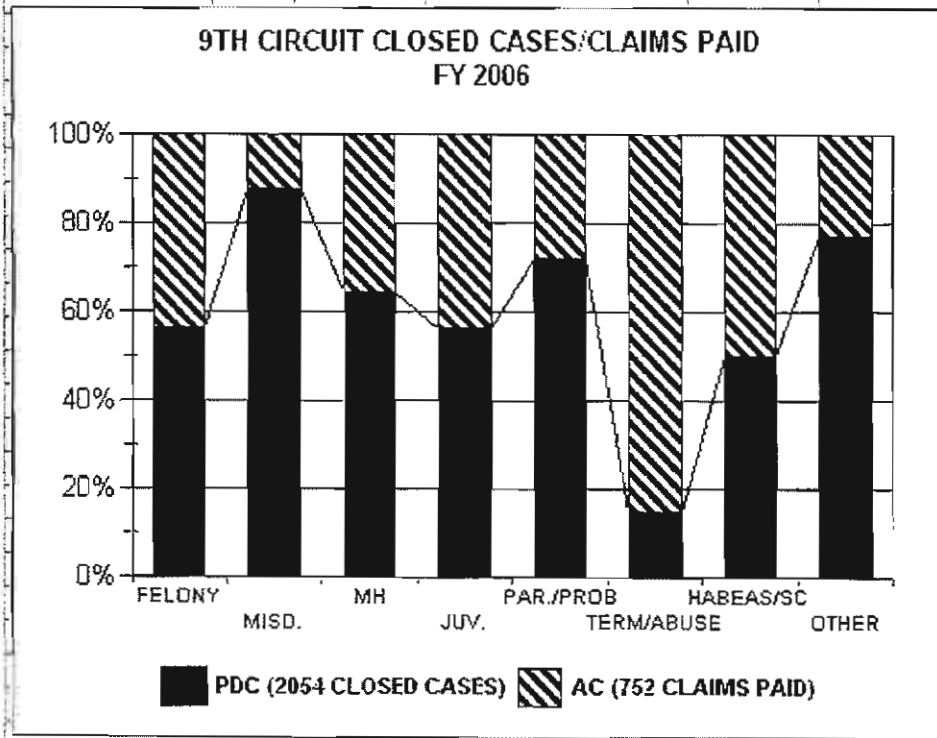
**8TH CIRCUIT PDC/AC DISBURSEMENTS
FY 2006**



9TH CIRCUIT (MERCER COUNTY)

PDC CASES CLOSED COMPARED TO AC CLAIMS PAID FY 2006

CASE TYPES	PDC	AC	TOTAL	%PDC	%AC	PDC DISBURSEMENTS	AC DISBURSEMENTS	TOTAL	%PDC	%AC
	FELONY	347	273	620	55.97%	44.03%	\$708,104.00	\$603,420.39	\$1,311,524.39	53.99%
MISD.	1462	205	1667	87.70%	12.30%					
MH	69	38	107	64.49%	35.51%					
JUV.	42	33	75	56.00%	44.00%					
PAR./PROB	62	24	86	72.09%	27.91%					
TERM/ABUSE	27	160	187	14.44%	85.56%	\$344.74	\$802.42			
HABEAS/SC	8	8	16	50.00%	50.00%					
OTHER	37	11	48	77.08%	22.92%					
TOTAL	2054	752	2806	73.20%	26.80%					

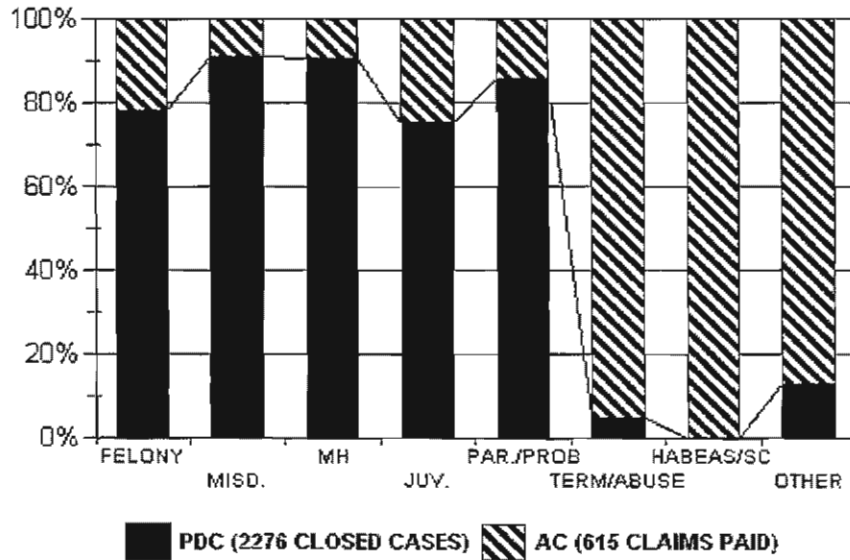


10TH CIRCUIT (RALEIGH COUNTY)

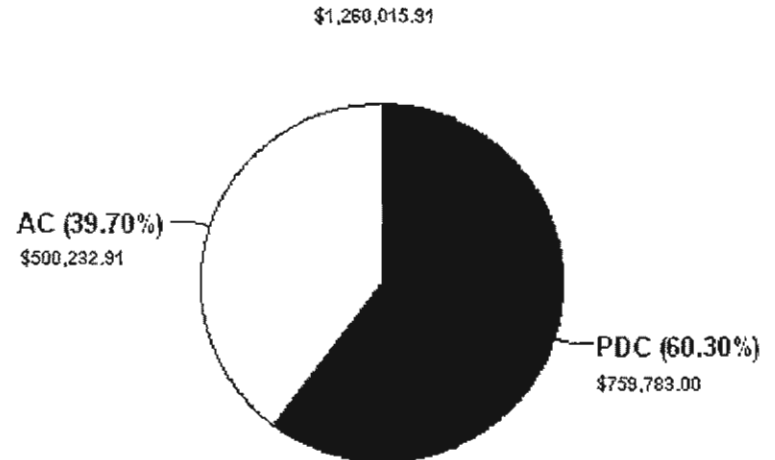
PDC CASES CLOSED COMPARED TO AC CLAIMS PAID FY 2006

CASE TYPES	PDC		AC		TOTAL		%			
	PDC	AC	TOTAL	%PDC	%AC	DISBURSEMENTS	DISBURSEMENTS	TOTAL	%PDC	%AC
FELONY	536	150	686	78.13%	21.87%	\$759,783.00	\$500,232.91	\$1,260,015.91	60.30%	39.70%
MISD.	1212	121	1333	90.92%	9.08%					
MH	332	34	366	90.71%	9.29%	AVG PDC COST	AVG AC COST			
JUV.	141	47	188	75.00%	25.00%	PER CASE	PER CASE			
PAR./PROB	42	7	49	85.71%	14.29%					
TERM/ABUSE	12	248	260	4.62%	95.38%	\$333.82	\$813.39			
HABEAS/SC	0	1	1	0.00%	100.00%					
OTHER	1	7	8	12.50%	87.50%					
TOTAL	2276	615	2891	78.73%	21.27%					

**10TH CIRCUIT CLOSED CASES/CLAIMS PAID
FY 2006**



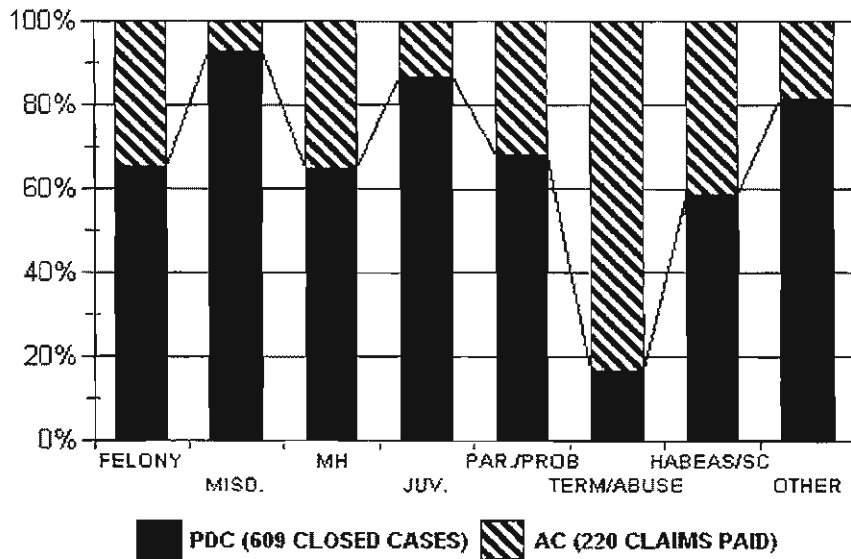
**10TH CIRCUIT PDC/AC DISBURSEMENTS
FY 2006**



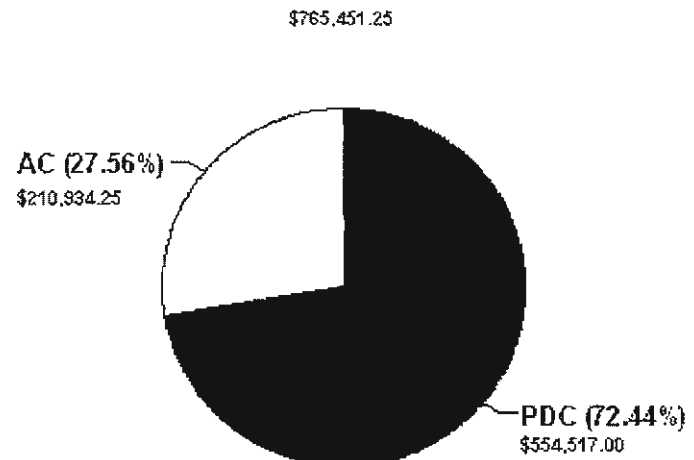
**11TH CIRCUIT (GREENBRIER & POCAHONTAS COUNTIES)
PDC CASES CLOSED COMPARED TO AC CLAIMS PAID FY 2006**

CASE TYPES	PDC	AC	TOTAL	%PDC	%AC	PDC	AC	TOTAL	%PDC	%AC
						DISBURSEMENTS	DISBURSEMENTS			
FELONY	106	57	163	65.03%	34.97%	\$554,517.00	\$210,934.25	\$765,451.25	72.44%	27.56%
MISD.	292	22	314	92.99%	7.01%					
MH	86	47	133	64.66%	35.34%	AVG PDC COST	AVG AC COST			
JUV.	66	10	76	86.84%	13.16%	PER CASE	PER CASE			
PAR./PROB	17	8	25	68.00%	32.00%					
TERM/ABUSE	13	66	79	16.46%	83.54%	\$910.54	\$958.79			
HABEAS/SC	7	5	12	58.33%	41.67%					
OTHER	22	5	27	81.48%	18.52%					
TOTAL	609	220	829	73.46%	26.54%					

**11TH CIRCUIT CLOSED CASES/CLAIMS PAID
FY 2006**



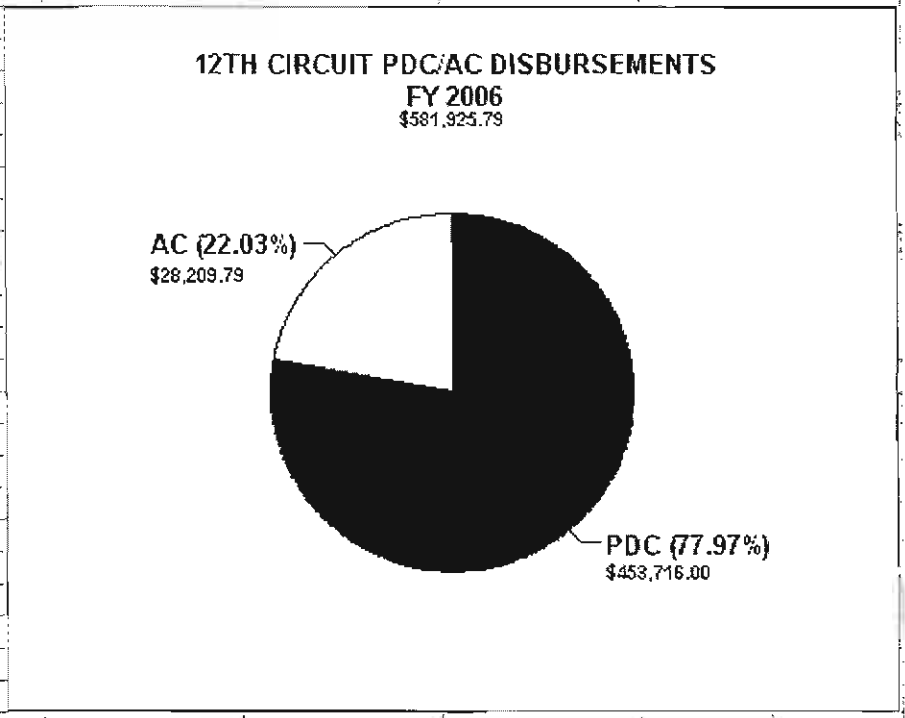
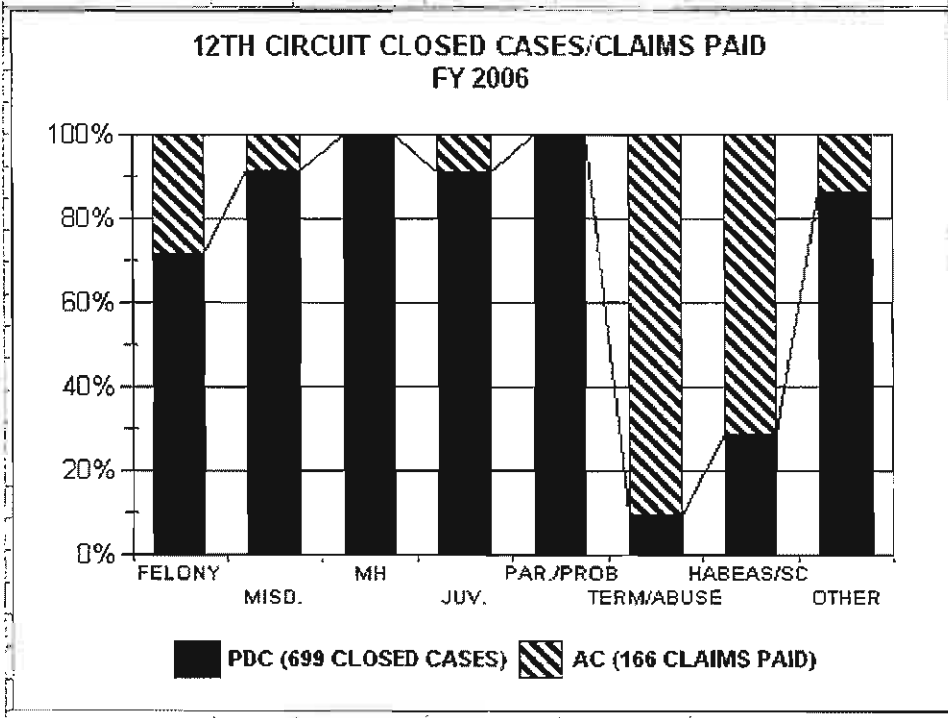
**11TH CIRCUIT PDC/AC DISBURSEMENTS
FY 2006**



12TH CIRCUIT (FAYETTE COUNTY)

PDC CASES CLOSED COMPARED TO AC CLAIMS PAID FY 2006

CASE TYPES	PDC	AC	TOTAL	%PDC	%AC	PDC	AC	TOTAL	%PDC	%AC
						DISBURSEMENTS	DISBURSEMENTS			
FELONY	159	64	223	71.30%	28.70%	\$453,716.00	\$128,209.79	\$581,925.79	77.97%	22.03%
MISD.	434	41	475	91.37%	8.63%					
MH	31	0	31	100.00%	0.00%					
JUV.	20	2	22	90.91%	9.09%					
PAR./PROB	16	0	16	100.00%	0.00%					
TERM/ABUSE	5	49	54	9.26%	90.74%	\$649.09	\$772.35			
HABEAS/SC	2	5	7	28.57%	71.43%					
OTHER	32	5	37	86.49%	13.51%					
TOTAL	699	166	865	80.81%	19.19%					

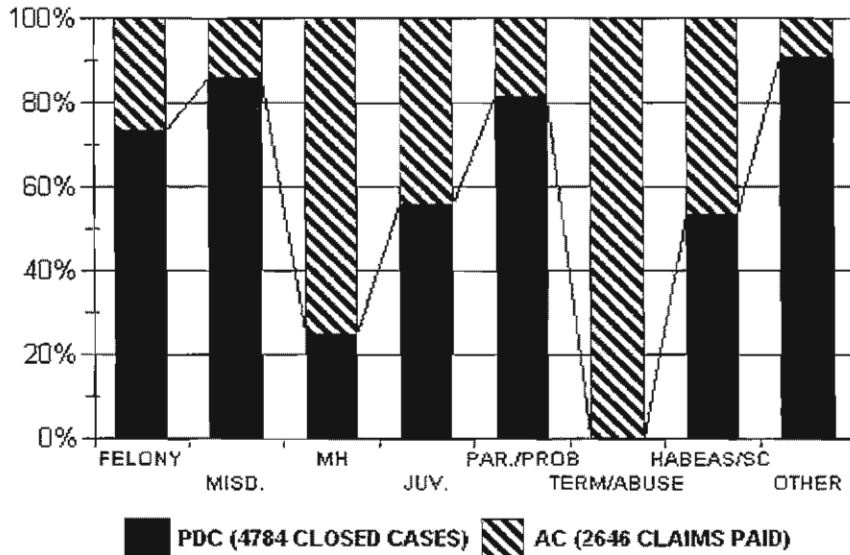


13TH CIRCUIT (KANAWHA COUNTY)

PDC CASES CLOSED COMPARED TO AC CLAIMS PAID FY 2006

CASE TYPES	PDC	AC	TOTAL	%PDC	%AC	PDC	AC	TOTAL	%PDC	%AC
						DISBURSEMENTS	DISBURSEMENTS			
FELONY	1112	404	1516	73.35%	26.65%	\$2,892,024.00	\$1,127,615.18	\$4,019,639.18	71.95%	28.05%
MISD.	2795	462	3257	85.82%	14.18%					
MH	429	1309	1738	24.68%	75.32%					
JUV.	186	147	333	55.86%	44.14%					
PAR./PROB	66	15	81	81.48%	18.52%					
TERM/ABUSE	0	265	265	0.00%	100.00%	\$604.52	\$426.16			
HABEAS/SC	31	27	58	53.45%	46.55%					
OTHER	165	17	182	90.66%	9.34%					
TOTAL	4784	2646	7430	64.39%	35.61%					

**13TH CIRCUIT CLOSED CASES/CLAIMS PAID
FY 2006**



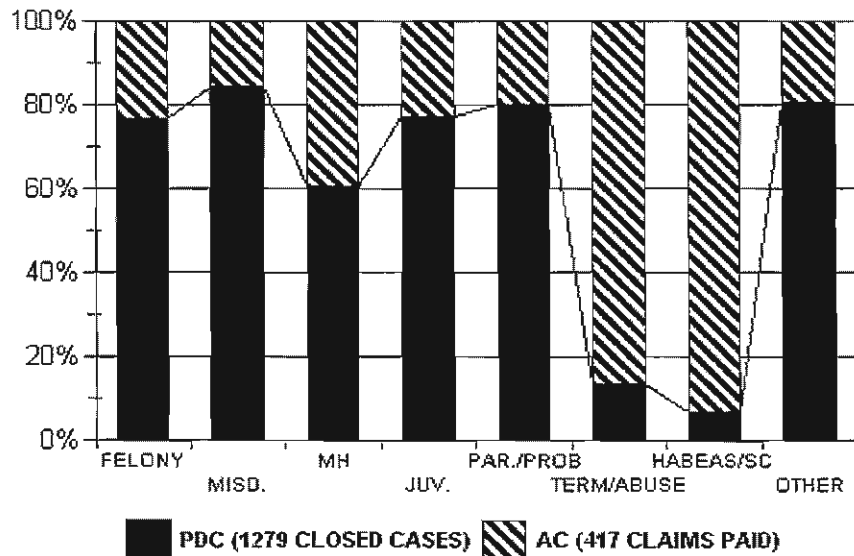
**13TH CIRCUIT PDC/AC DISBURSEMENTS
FY 2006
\$4,019,639.18**



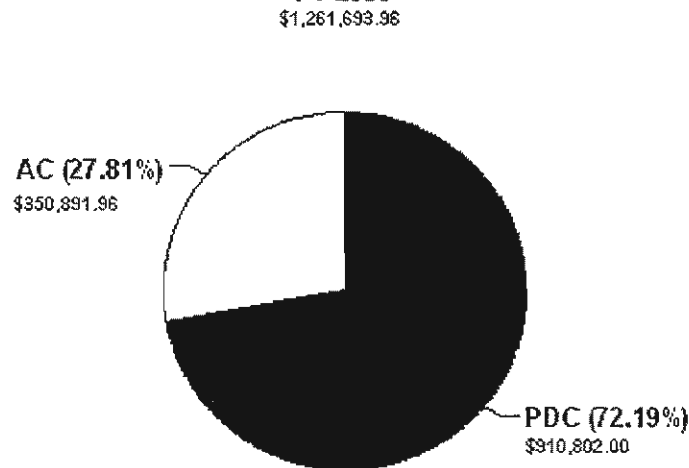
**15TH CIRCUIT (HARRISON COUNTY)
PDC CASES CLOSED COMPARED TO AC CLAIMS PAID FY 2006**

CASE TYPES	PDC		AC		TOTAL		%			
	PDC	AC	TOTAL	%PDC	%AC	DISBURSEMENTS	DISBURSEMENTS	TOTAL	%PDC	%AC
FELONY	319	96	415	76.87%	23.13%	\$910,802.00	\$350,891.96	\$1,261,693.96	72.19%	27.81%
MISD.	590	112	702	84.05%	15.95%					
MH	58	38	96	60.42%	39.58%	AVG PDC COST	AVG AC COST			
JUV.	207	61	268	77.24%	22.76%	PER CASE	PER CASE			
PAR./PROB	60	15	75	80.00%	20.00%	\$712.12	\$841.47			
TERM/ABUSE	11	72	83	13.25%	86.75%					
HABEAS/SC	1	15	16	6.25%	93.75%					
OTHER	33	8	41	80.49%	19.51%					
TOTAL	1279	417	1696	75.41%	24.59%					

**15TH CIRCUIT CLOSED CASES/CLAIMS PAID
FY 2006**

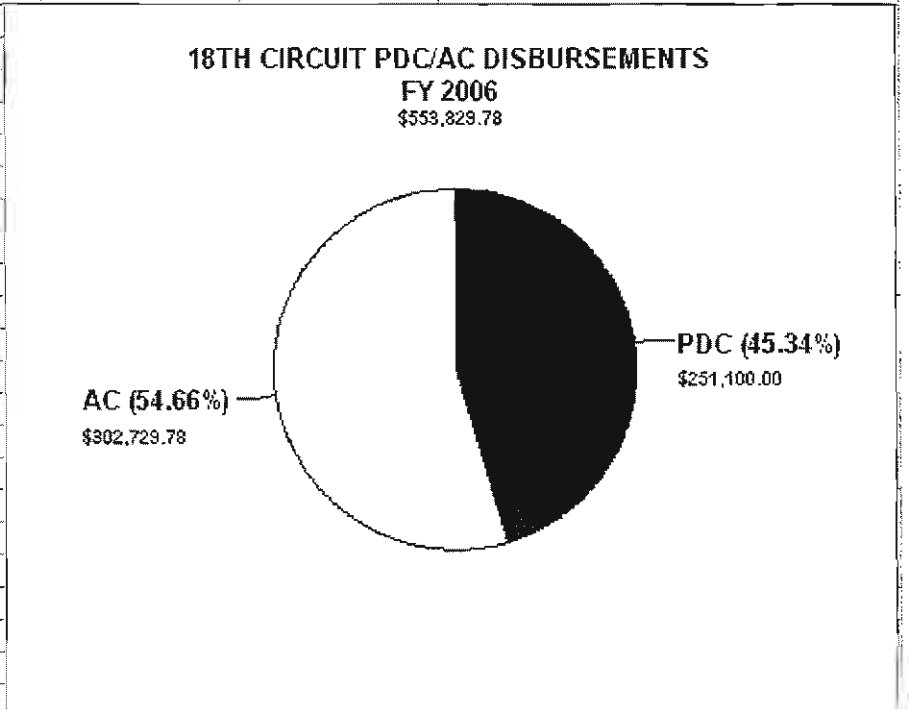
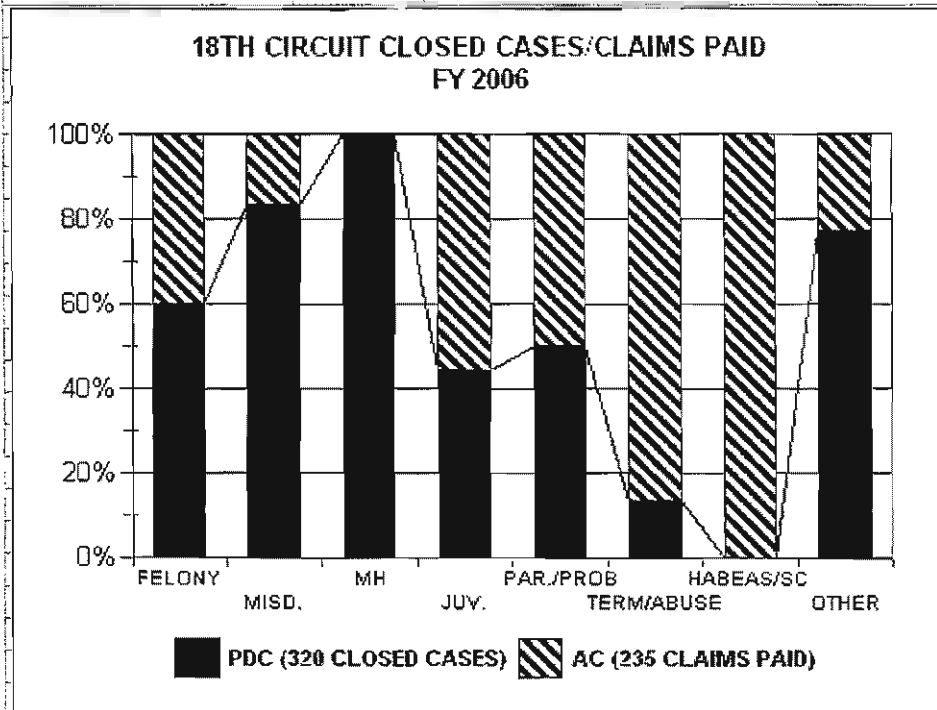


**15TH CIRCUIT PDC/AC DISBURSEMENTS
FY 2006**



**18TH CIRCUIT (PRESTON COUNTY)
PDC CASES CLOSED COMPARED TO AC CLAIMS PAID FY 2006**

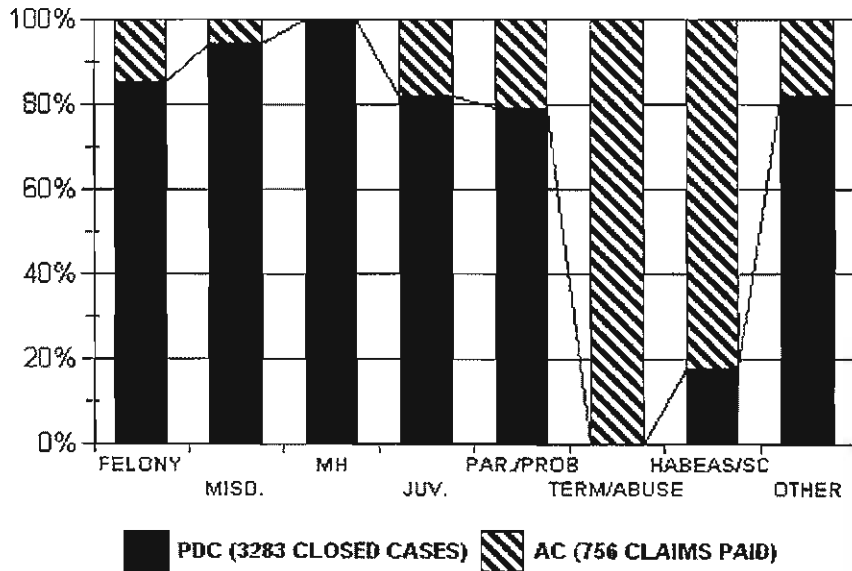
CASE TYPES	PDC		AC		TOTAL		%			
	PDC	AC	TOTAL	%PDC	%AC	DISBURSEMENTS	DISBURSEMENTS	TOTAL	%PDC	%AC
FELONY	87	58	145	60.00%	40.00%	\$251,100.00	\$302,729.78	\$553,829.78	45.34%	54.66%
MISD.	130	26	156	83.33%	16.67%					
MH	26	0	26	100.00%	0.00%					
JUV.	32	40	72	44.44%	55.56%					
PAR./PROB	16	16	32	50.00%	50.00%					
TERM/ABUSE	12	80	92	13.04%	86.96%	\$784.69	\$1,288.21			
HABEAS/SC	0	10	10	0.00%	100.00%					
OTHER	17	5	22	77.27%	22.73%					
TOTAL	320	235	555	57.66%	42.34%					



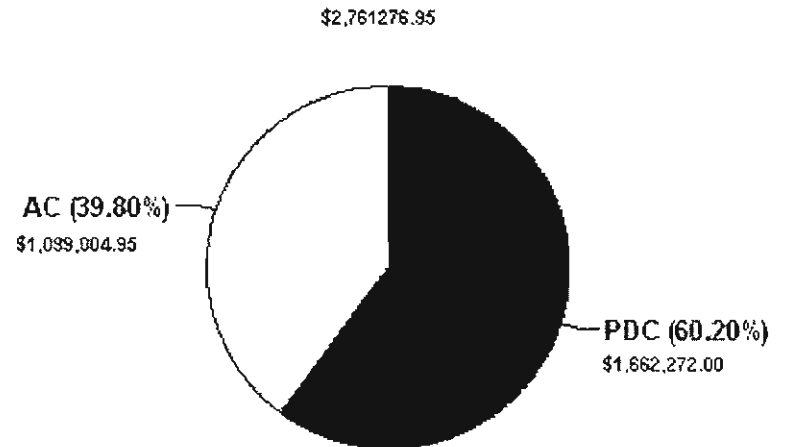
**23RD CIRCUIT (BERKELEY, JEFFERSON & MORGAN COUNTIES)
PDC CASES CLOSED COMPARED TO AC CLAIMS PAID FY 2006**

CASE TYPES	PDC	AC	TOTAL	%PDC	%AC	DISBURSEMENTS		TOTAL	%PDC	%AC
						PDC	AC			
FELONY	1118	194	1312	85.21%	14.79%	\$1,662,272.00	\$1,099,004.95	\$2,761,276.95	60.20%	39.80%
MISD.	1463	86	1549	94.45%	5.55%					
MH	76	0	76	100.00%	0.00%					
JUV.	518	114	632	81.96%	18.04%					
PAR./PROB	57	15	72	79.17%	20.83%					
TERM/ABUSE	0	309	309	0.00%	100.00%	\$506.33	\$1,453.71			
HABEAS/SC	6	28	34	17.65%	82.35%					
OTHER	45	10	55	81.82%	18.18%					
TOTAL	3283	756	4039	81.28%	18.72%					

**23RD CIRCUIT CLOSED CASES/CLAIMS PAID
FY 2006**



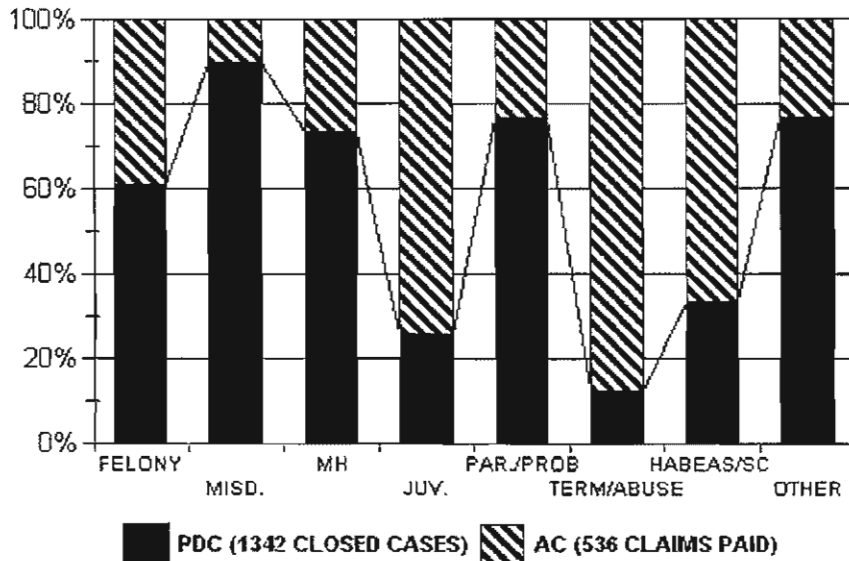
**23RD CIRCUIT PDC/AC DISBURSEMENTS
FY 2006**



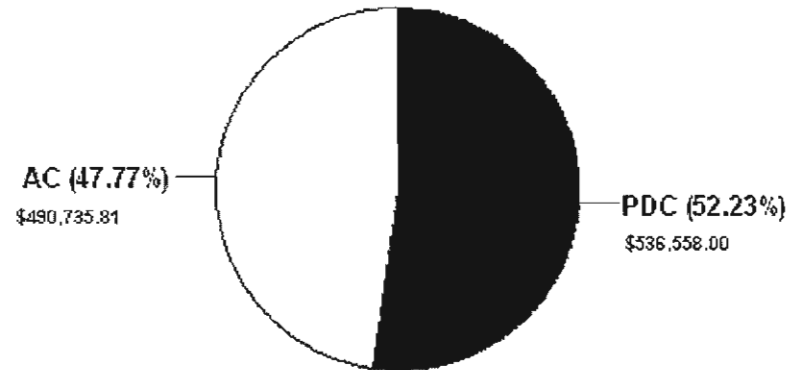
**25TH CIRCUIT (BOONE & LINCOLN COUNTIES)
PDC CASES CLOSED COMPARED TO AC CLAIMS PAID FY 2006**

CASE TYPES	PDC	AC	TOTAL	%PDC	%AC	PDC	AC	TOTAL	%PDC	%AC
						DISBURSEMENTS	DISBURSEMENTS			
FELONY	204	131	335	60.90%	39.10%	\$536,558.00	\$490,735.81	\$1,027,293.81	52.23%	47.77%
MISD.	830	95	925	89.73%	10.27%					
MH	134	49	183	73.22%	26.78%	AVG PDC COST	AVG AC COST			
JUV.	39	112	151	25.83%	74.17%	PER CASE	PER CASE			
PAR./PROB	72	22	94	76.60%	23.40%					
TERM/ABUSE	15	109	124	12.10%	87.90%	\$399.82	\$915.55			
HABEAS/SC	2	4	6	33.33%	66.67%					
OTHER	46	14	60	76.67%	23.33%					
TOTAL	1342	536	1878	71.46%	28.54%					

**25TH CIRCUIT CLOSED CASES/CLAIMS PAID
FY 2006**



**25TH CIRCUIT PDC/AC DISBURSEMENTS
FY 2006
\$1,027,293.81**

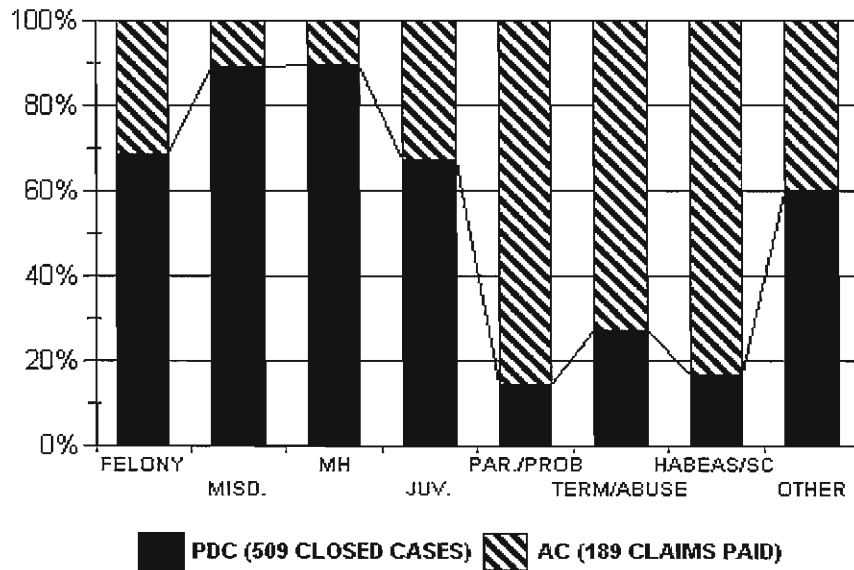


28TH CIRCUIT (NICHOLAS COUNTY)

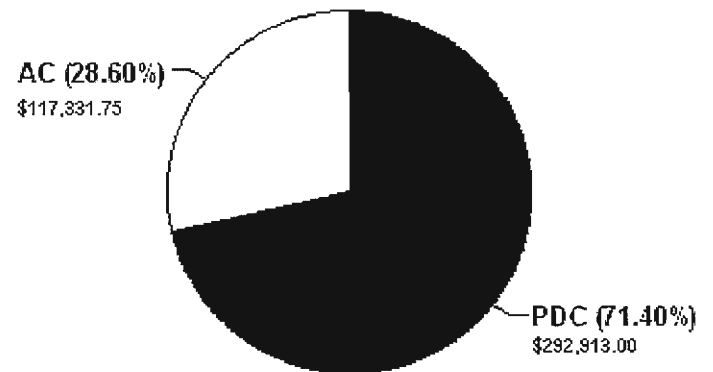
PDC CASES CLOSED COMPARED TO AC CLAIMS PAID FY 2006

CASE TYPES	PDC	AC	TOTAL	%PDC	%AC	PDC	AC	TOTAL	%PDC	%AC
						DISBURSEMENTS	DISBURSEMENTS			
FELONY	131	60	191	68.59%	31.41%	\$292,913.00	\$117,331.75	\$410,244.75	71.40%	28.60%
MISD.	269	33	302	89.07%	10.93%					
MH	44	5	49	89.80%	10.20%	AVG PDC COST	AVG AC COST			
JUV.	35	17	52	67.31%	32.69%	PER CASE	PER CASE			
PAR./PROB	1	6	7	14.29%	85.71%					
TERM/ABUSE	22	59	81	27.16%	72.84%	\$575.47	\$620.80			
HABEAS/SC	1	5	6	16.67%	83.33%					
OTHER	6	4	10	60.00%	40.00%					
TOTAL	509	189	698	72.92%	27.08%					

**28TH CIRCUIT CLOSED CASES/CLAIMS PAID
FY 2006**



**28TH CIRCUIT PDC/AC DISBURSEMENTS
FY 2006**
\$410,244.75

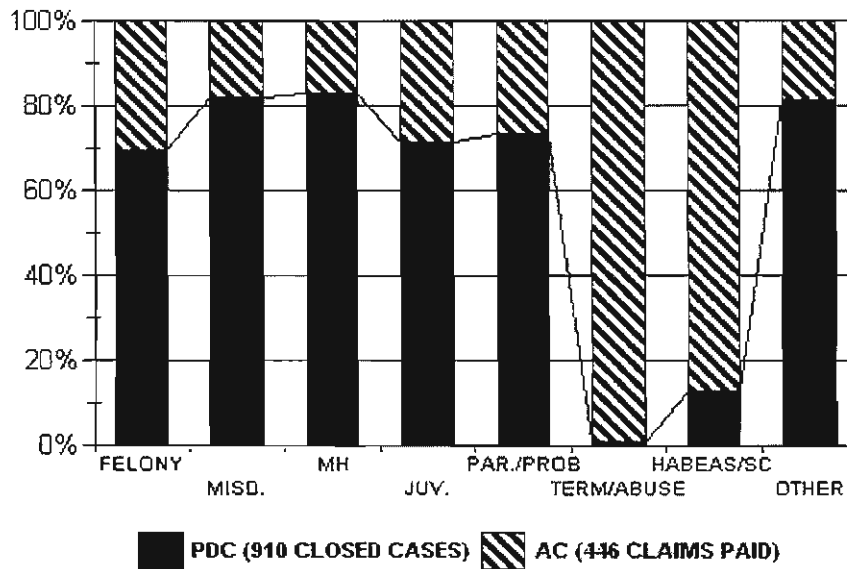


30TH CIRCUIT (MINGO COUNTY)

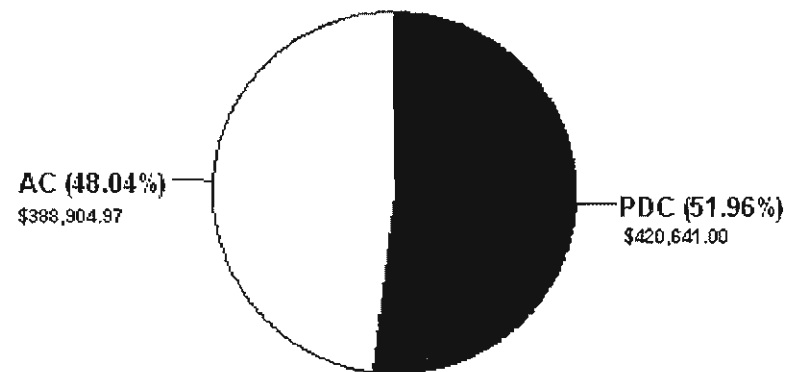
PDC CASES CLOSED COMPARED TO AC CLAIMS PAID FY 2006

CASE TYPES	PDC	AC	TOTAL	%PDC	%AC	PDC	AC	TOTAL	%PDC	%AC
						DISBURSEMENTS	DISBURSEMENTS			
FELONY	267	117	384	69.53%	30.47%	\$420,641.00	\$388,904.97	\$809,545.97	51.96%	48.04%
MISD.	399	89	488	81.76%	18.24%					
MH	112	23	135	82.96%	17.04%	AVG PDC COST	AVG AC COST			
JUV.	80	32	112	71.43%	28.57%	PER CASE	PER CASE			
PAR./PROB	11	4	15	73.33%	26.67%					
TERM/ABUSE	1	165	166	0.60%	99.40%	\$462.24	\$871.98			
HABEAS/SC	1	7	8	12.50%	87.50%					
OTHER	39	9	48	81.25%	18.75%					
TOTAL	910	446	1356	67.11%	32.89%					

**30TH CIRCUIT CLOSED CASES/CLAIMS PAID
FY 2006**



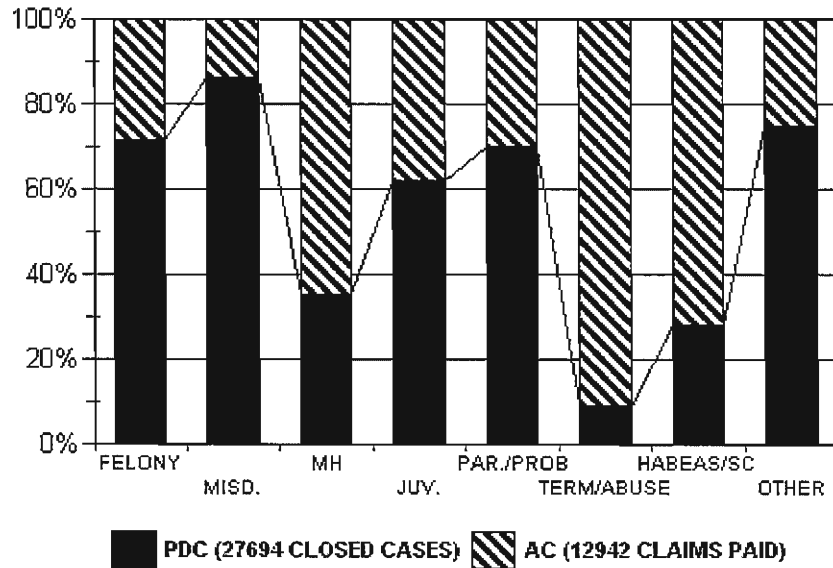
**30TH CIRCUIT PDC/AC DISBURSEMENTS
FY 2006**
\$809,545.97



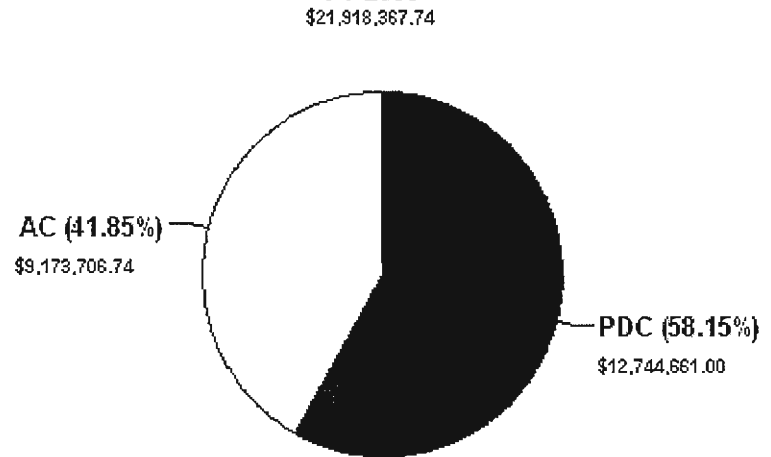
**ALL PUBLIC DEFENDER CORPORATION CIRCUITS (18 CIRCUITS 29 COUNTIES)
PDC CASES CLOSED COMPARED TO AC CLAIMS PAID FY 2006**

CASE TYPES	PDC	AC	TOTAL	%PDC	%AC	PDC DISBURSEMENTS	AC DISBURSEMENTS	TOTAL	%PDC	%AC
	FELONY	6848	2721	9569	71.56%	28.44%	\$12,744,661.00	\$9,173,706.74	\$21,918,367.74	58.15%
MISD.	15522	2459	17981	86.32%	13.68%					
MH	1749	3260	5009	34.92%	65.08%	AVG PDC COST	AVG AC COST			
JUV.	2076	1281	3357	61.84%	38.16%	PER CASE	PER CASE			
PAR./PROB	583	252	835	69.82%	30.18%					
TERM/ABUSE	255	2572	2827	9.02%	90.98%	\$460.20	\$708.83			
HABEAS/SC	77	197	274	28.10%	71.90%					
OTHER	584	200	784	74.49%	25.51%					
TOTAL	27694	12942	40636	68.15%	31.85%					

**PDC CIRCUITS CLOSED CASES/CLAIMS PAID
FY 2006**



**PDC CIRCUITS PDC/AC DISBURSEMENTS
FY 2006**



**STATISTICS FOR BOTH PDC AND APPOINTED COUNSEL STATEWIDE
PDC CASES CLOSED COMPARED TO AC CLAIMS PAID FY 2006**

CASE TYPES	PDC	AC	TOTAL	%PDC	%AC	PDC	AC	TOTAL	%PDC	%AC
						DISBURSEMENTS	DISBURSEMENTS			
FELONY	6848	5558	12406	55.20%	44.80%	\$12,744,661.00	\$16,779,798.27	\$29,524,459.27	43.17%	56.83%
MISD.	15522	7502	23024	67.42%	32.58%					
MH	1749	4881	6630	26.38%	73.62%					
JUV.	2076	2785	4861	42.71%	57.29%					
PAR./PROB	583	618	1201	48.54%	51.46%					
TERM/ABUSE	255	4080	4335	5.88%	94.12%	\$460.20	\$636.61			
HABEAS/SC	77	333	410	18.78%	81.22%					
OTHER	584	601	1185	49.28%	50.72%					
TOTAL	27694	26358	54052	51.24%	48.76%					

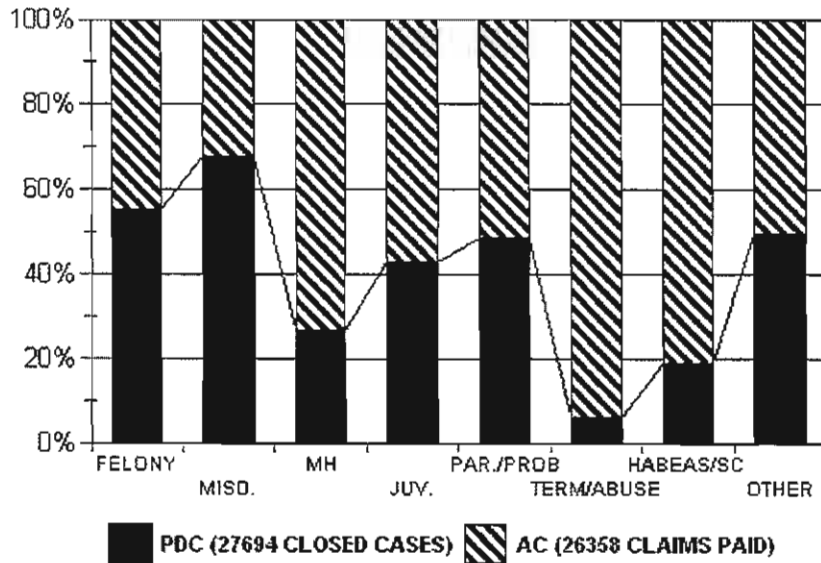
**AVG PDC COST
PER CASE**

\$460.20

**AVG AC COST
PER CASE**

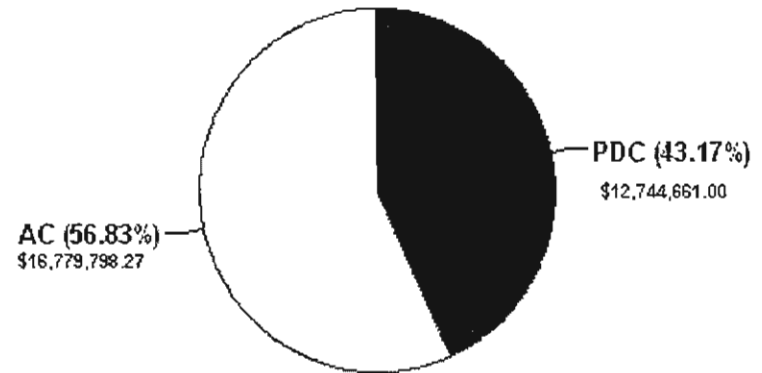
\$636.61

**PDC CLOSED CASES/AC CLAIMS PAID
STATEWIDE FY 2006**



**STATEWIDE PDC/AC DISBURSEMENTS
FY 2006**

\$29,524,459.27



STATISTICS FOR BOTH PDC AND APPOINTED COUNSEL STATEWIDE (less AC CLAIMS IN PDC CIRCUITS)

PDC CASES CLOSED COMPARED TO AC CLAIMS PAID FY 2006

CASE TYPES	PDC	AC	TOTAL	%PDC	%AC	PDC	AC	TOTAL	%PDC	%AC
						DISBURSEMENTS	DISBURSEMENTS			
FELONY	6848	2837	9685	70.71%	29.29%	\$12,744,661.00	\$7,606,091.53	\$20,350,752.53	62.63%	37.37%
MISD.	15522	5043	20565	75.48%	24.52%					
MH	1749	1621	3370	51.90%	48.10%					
JUV.	2076	1504	3580	57.99%	42.01%					
PAR./PROB	583	366	949	61.43%	38.57%					
TERM/ABUSE	255	1508	1763	14.46%	85.54%	\$460.20	\$566.94			
HABEAS/SC	77	136	213	36.15%	63.85%					
OTHER	584	401	985	59.29%	40.71%					
TOTAL	27694	13416	41110	67.37%	32.63%					

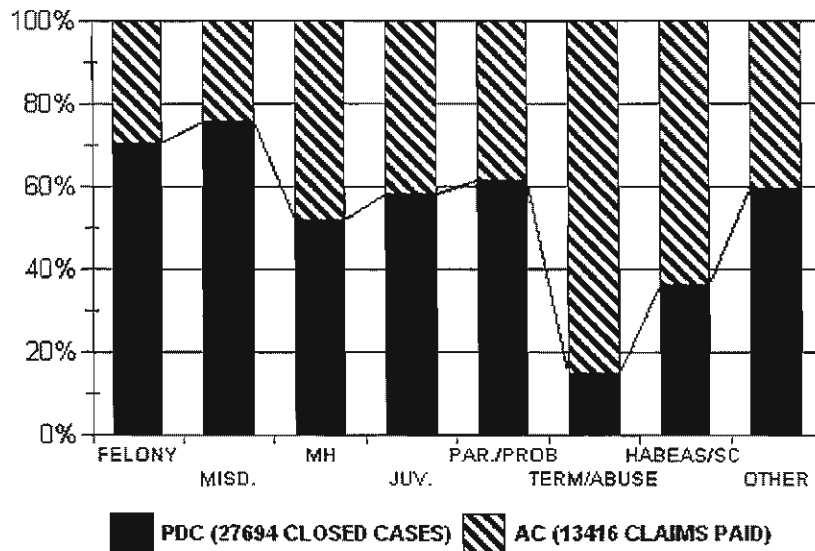
**AVG PDC COST
PER CASE**

\$460.20

**AVG AC COST
PER CASE**

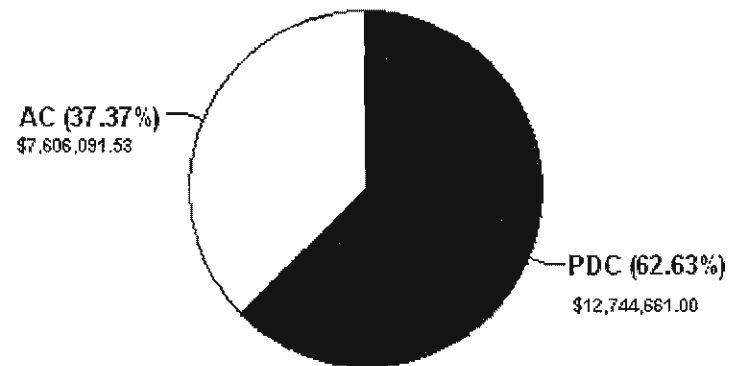
\$566.94

**PDC CLOSED CASES/AC CLAIMS PAID
STATEWIDE (LESS AC IN PDC CIR) FY 2006**



**STATEWIDE PDC/AC DISBURSEMENTS
(LESS AC IN PDC CIRCUITS) FY 2006**

\$20,350,752.53



**APPENDIX D:
APPOINTED COUNSEL INDEX
PAYEE TOTAL FOR FISCAL YEAR 2006**

**WEST VIRGINIA PUBLIC DEFENDER SERVICES
 APPOINTED COUNSEL FEES & EXPENSES PAID
 FISCAL YEAR 2006
 DESCENDING ORDER BY TOTAL \$
 Appointed Counsel and Service Providers Separate**

PAYEE	VOUCHER TOTAL	# OF CLAIMS
CLAGETT & TIPTON PLLC	234,833.43	370
MYERS HEIDI J	226,028.05	105
JACOVETTY GERALD G JR LC	210,701.39	429
WHITEMAN BURDETTE PLLC	186,291.88	246
VICTOR VICTOR & HELGOE LLP	186,008.18	146
ISNER JUDITH A	164,782.94	191
MULLINS CHARLES B II	163,296.00	94
DILLON WELLS H	152,319.07	165
BARRY CHAD D LC	145,948.14	378
PULLIN FOWLER & FLANAGAN PLLC	145,327.01	113
HAUGHT IRA M	142,828.75	93
BRYANT CARL P	125,583.64	254
LESTER WILLIAM M	125,200.12	139
RICE WILLIAM T	117,269.52	82
BAILEY REGGIE R	116,369.04	222
NANNERS & WILLETT LC LAW OFFICES OF	115,797.05	120
RADMAN SCOTT S	115,761.95	204
RADCLIFF PATRICK LC	112,725.80	69
TROISI JOSEPH G	112,079.76	129
GORDON MARGARET A B	110,022.40	58
COLLINS & COURTRIGHT	109,978.39	216
REYNOLDS & BROWN PLLC	107,042.66	130
WINDOM RODNEY C	104,397.00	99
SKAGGS G ERNEST	102,567.65	112
COREY DANIEL S	99,998.00	92
POWELL JAMES MILTON	98,721.11	99
WHITE KEITH	97,993.92	272
WILLIAMS JOHN E JR	96,077.71	84
NESSSEL KERRY A	91,010.37	58
FLINCHUM R KEITH	85,969.69	132
HARVEY & JANUTOLO	85,826.50	68
DALBY NANCY A ATTY AT LAW PLLC	85,006.52	29
BRISCOE L SCOTT	84,727.48	61
BARR JACK C	84,668.78	229
FERRIS HOWARD M	84,486.00	256
WIEDEL DIANA CARTER	84,343.08	61

**WEST VIRGINIA PUBLIC DEFENDER SERVICES
 APPOINTED COUNSEL FEES & EXPENSES PAID
 FISCAL YEAR 2006
 DESCENDING ORDER BY TOTAL \$
 Appointed Counsel and Service Providers Separate**

PAYEE	VOUCHER TOTAL	# OF CLAIMS
STEPHENS GLORIA M	83,603.88	25
MCGRAW WARREN R II	83,114.50	69
BENFORD LEE F II	82,826.48	112
HUGHART KEVIN W	82,625.22	81
HARTMAN & HARTMAN PLLC	81,995.30	102
JARRELL ROBERT STEPHEN	80,205.11	168
MCCOID ROBERT G	79,322.44	121
CLINE MICHAEL R	79,173.43	135
KEENER RAYMOND III	79,015.26	676
POWELL JAMES CORBLEY	78,346.50	78
CISCO-STURGELL KATHRYN	78,205.00	61
PANCAKE F CODY III	76,879.74	68
FITTRO JONATHAN	76,688.31	34
SUMMERS WILLIAM B	76,197.00	141
BARRAT ROBERT E	73,589.70	103
BONINSEGNA SANTE JR	71,060.61	168
BELLOMY & TURNER LC	70,878.88	185
VANNOSTRAND & MORTON	70,866.95	96
MCNEER HIGHLAND MCMUNN & VARNER LC	70,541.07	75
CURRY DENNIS H	70,513.30	25
HANCOCK & SEARS	70,446.47	44
PYLES HAVILAND TURNER & SMITH LLP	70,376.58	103
TORRES GEORGE M	68,747.37	137
ZIEGLER & ZIEGLER LC	68,518.22	128
HYER & LITTLEPAGE	67,232.17	55
NOGAY CATHRYN A	66,566.04	25
SHAW & TATTERSON LC	66,092.47	141
KARICKHOFF DAVID	66,016.96	131
WALL RANDALL D	64,211.26	203
MAZZEI ROCCO E	62,401.27	62
PARTAIN GEORGE L	62,375.83	140
POSTALWAIT KEVIN B	62,310.48	90
DONNELLY CARBONE & BLAYDES PLLC	62,121.08	130
SHEEHAN & NUGENT PLLC	62,108.12	7
FREEMAN & NIEZGODA PLLC	61,697.35	73
SPONAUGLE KEVIN C	61,529.87	69

**WEST VIRGINIA PUBLIC DEFENDER SERVICES
 APPOINTED COUNSEL FEES & EXPENSES PAID
 FISCAL YEAR 2006
 DESCENDING ORDER BY TOTAL \$
 Appointed Counsel and Service Providers Separate**

PAYEE	VOUCHER TOTAL	# OF CLAIMS
NOONE ROBERT T	60,071.41	53
CABANISS MARK	59,682.20	69
GARRETT & GARRETT	59,275.97	46
DUTY WILLIAM H	59,228.50	110
POWELL CAROLINE STAFFORD	58,975.65	60
BARNABEI FERRO & OLEJASZ	57,756.39	64
SANDERS AUSTIN FLANIGAN & ABOULHOSN	56,915.04	65
BREECE SUSAN PLLC	56,714.97	23
ROSENLIEB DUANE C JR	55,409.72	95
HASSAN RONALD D	54,812.25	60
WARMAN CHERYL L	54,385.30	66
WHITE MAX H PLLC	54,176.08	170
HALL DWIGHT R	53,605.53	98
PRALL THOMAS J	53,590.69	141
FORESTER WILLIAM T	53,364.68	117
BAGBY STEVE	53,168.46	58
FITZ STEPHEN S	52,262.65	80
LUPARDUS TIMOTHY P	51,926.22	92
ROTH LEGAL SERVICES LC	51,437.03	53
ORTEZA AILYNN MAE	51,068.76	16
ROLL W DAN	50,565.99	93
HUNT & SERRENO	48,424.84	34
WHITEMAN FRANCES C	48,220.94	41
SUTTON & JANELLE PLLC	48,156.31	45
SCHEETZ CHRISTOPHER A	48,143.26	51
SAFFER MARTIN V	47,912.50	25
NEWBOLD WILEY W	47,671.50	51
STEPTOE & JOHNSON	47,281.86	27
NEISWONGER & WHITE	46,472.78	201
CARROLL GALE E	46,392.10	43
TRUMP & TRUMP LC	45,792.64	45
TYSON DAVID R	45,390.20	61
ESPOSITO & ESPOSITO	45,379.20	74
REEP CORNELIA	44,731.23	50
BAILEY & HOWARD PLLC	43,996.71	110
PARMER LAW OFFICE	43,926.68	70

**WEST VIRGINIA PUBLIC DEFENDER SERVICES
 APPOINTED COUNSEL FEES & EXPENSES PAID
 FISCAL YEAR 2006
 DESCENDING ORDER BY TOTAL \$
 Appointed Counsel and Service Providers Separate**

PAYEE	VOUCHER TOTAL	# OF CLAIMS
BULLMAN & BULLMAN	43,226.78	62
THORNE STEVEN M	43,191.00	94
GUTMANN RICHARD M LC	42,625.99	63
MANYPENNY J PERRY	42,402.29	56
CHILDLAW SERVICES INC	42,152.87	32
TATE REBECCA L	41,839.46	46
SMITH & SCANTLEBURY LC	41,829.36	61
HICKS NATHAN A PLLC	41,790.14	21
HIVELY HERBERT L II	41,522.52	107
LAISHLEY JOHN	41,493.49	61
BROWN & LEVICOFF	41,418.32	96
ATKINS JAMES B	41,290.40	66
HATFIELD HARRY M	40,499.24	39
BALLARD KENNETH D	40,481.67	197
HAWKINS JAMES E JR	40,320.96	359
FERGUSON LISA WEESE	39,568.41	54
WEBB DAVID HAMILTON	39,461.30	65
CASEY JAMES M	39,441.89	72
SHERMAN LAWRENCE E JR LC	39,353.04	70
BREWER & GIGGENBACH PLLC	39,293.25	52
PATTON ANDREW C	39,131.39	65
DOUGLASS ERNEST M	38,441.96	133
RODGERS JEFFREY S	38,150.18	86
CALLAGHAN & CALLAGHAN PLLC	38,040.08	53
ROLLO LANCE E	38,011.97	193
FLANIGAN JAMES L	37,958.01	39
WILCHER GEOFFREY S	37,938.44	43
MCMILLION BEN	37,921.28	21
MCDERMOTT DANA P	37,398.03	12
PRENTICE TIMOTHY H	37,274.93	84
HOLICKER RICHARD E	37,265.85	174
JOHNSTON HOLROYD & ASSOCIATES	37,151.50	71
KRATOVIL & AMORE PLLC	37,146.46	48
ERHARD CRAIG P	36,697.04	62
THOMPSON & WEATHERHOLT PLLC	36,661.82	108
CONNER APRIL D	36,544.99	66

**WEST VIRGINIA PUBLIC DEFENDER SERVICES
 APPOINTED COUNSEL FEES & EXPENSES PAID
 FISCAL YEAR 2006
 DESCENDING ORDER BY TOTAL \$
 Appointed Counsel and Service Providers Separate**

PAYEE	VOUCHER TOTAL	# OF CLAIMS
HARMAN MARLA ZELENE	36,351.35	35
SPURLOCK JAMES E	36,228.27	45
LACARIA PHILIP A	36,110.00	44
NAVY L VICTOR	35,926.53	70
MCCOY JAMES A JR	35,834.50	33
MOSES JOSEPH J	35,609.93	23
SHAY DANA R	35,425.15	42
GARRETT LINDA NELSON PLLC	34,750.23	49
HOPKINS VIRGINIA JACKSON	34,620.35	14
ROLLO EDMUND J	34,465.50	31
SEE & SEE	34,322.13	41
PENNINGTON WILLIAM L	34,241.14	118
LOUDERBACK ROBIN R	34,149.00	210
RUNDLE & RUNDLE LC	34,125.50	117
KIRK THOMAS L	33,812.51	27
WILMOTH DAVID H LC	33,276.13	79
FARNSWORTH MICHAEL D JR	32,963.92	94
SHOUGH SCOTT A	32,817.21	98
GEARY & GEARY LC	32,790.19	39
HILL PATRICIA TOLLE	32,550.04	32
BOTTNER KIRK H LAW OFFICE PLLC	32,515.83	25
PELLEGRIN MARK P	32,490.50	65
ROKISKY JEFFREY J	32,326.84	69
HAGER HARRY L	32,220.00	617
FRANKOVITCH ANETAKIS COLANTONIO & SIMON	32,208.52	36
AVIS WITTEN & WANDLING LC	32,003.51	80
PRATT LENA D	31,937.00	67
LEFLER CHRISTOPHER D	31,701.92	71
ADKINS DWAYNE J	31,647.58	61
WOOTON LAW FIRM	31,499.89	43
SMITH MCMUNN & GLOVER PLLC	31,172.38	27
ELLEM JOHN N	31,132.84	150
REEDER & DUNHAM PLLC	31,022.56	58
MANCINI STEVEN K	30,915.42	41
SMITH MICHAEL CLAY	30,429.73	22
ASHLEY ANITA HAROLD	30,305.10	70

**WEST VIRGINIA PUBLIC DEFENDER SERVICES
 APPOINTED COUNSEL FEES & EXPENSES PAID
 FISCAL YEAR 2006
 DESCENDING ORDER BY TOTAL \$
 Appointed Counsel and Service Providers Separate**

PAYEE	VOUCHER TOTAL	# OF CLAIMS
MURPHY S SEAN LC	30,279.57	67
SNYDER & HASSIG	30,053.57	40
MILLER & DRAKE LC	30,017.19	53
OOTEN GRAYDON C JR	29,991.55	37
HUFFMAN WILLIAM O	29,730.30	44
BUSH FRANK P JR & ASSOCIATES LC	29,580.00	114
ROSINSKY LAW OFFICE LC	29,494.52	16
SKEEN KENNAD LEE II	29,024.45	24
HENDERSON & FUDA	28,593.16	62
LANE PAUL E	28,570.16	27
PEYTON HARVEY D	28,537.36	31
GIBSON MICHAEL F	28,485.92	61
CARR LAW OFFICES PLLC	28,445.96	90
SHAFFER & SHAFFER	28,226.46	22
CARL KEATON & FRAZER PLLC	28,097.38	82
SANTER & SANTER	27,419.93	69
GIANOLA BARNUM & WIGAL LC	27,400.86	1
BLAIR GERALD E JR	27,279.50	52
LASH FRANKLIN W	27,099.71	28
CHRIST KATRINA M LAW FIRM LC	27,083.35	58
TREADWAY JOHN H JR	26,943.43	39
MORGAN THEODORE E	26,545.16	32
NEW STEPHEN P LC	26,254.52	53
ZIMAROWSKI JAMES B ESQ	25,883.36	62
EKENASI GEOFFREY I	25,856.50	17
HERNDON STEPHEN D	25,419.52	15
HAMILTON CHARLES R	25,328.60	51
BURDETTE KRISTINE ADELE	25,310.28	70
CONAWAY & CONAWAY	25,184.56	30
ARBUCKLE DOUGLAS H	25,182.49	14
SIMMONS HUNTER D	24,719.16	72
PHILLIPS P TODD	24,546.36	31
BOWLES RICE MCDAVID GRAFF & LOVE	24,310.98	17
HAMILTON BURGESS YOUNG & POLLARD PLLC	24,288.49	31
MULLENS SHARON M	24,273.00	38
GRINDO DANIEL R LAW OFFICE OF PLLC	24,104.51	36

**WEST VIRGINIA PUBLIC DEFENDER SERVICES
 APPOINTED COUNSEL FEES & EXPENSES PAID
 FISCAL YEAR 2006
 DESCENDING ORDER BY TOTAL \$
 Appointed Counsel and Service Providers Separate**

PAYEE	VOUCHER TOTAL	# OF CLAIMS
DALTON DEBRA L	23,934.67	53
OSHOWAY F JOHN	23,735.60	35
FRANCIS ERIC M	23,529.19	21
HARMON-SCHAMBERGER BARBARA A	23,463.82	38
MARTINO GARY J	23,414.50	45
WILDMAN ERIC KEITH	23,006.07	39
POWELL & MAJESTRO PLLC	23,004.94	19
BLYLER HOWARD J	22,972.78	48
BLEDSON CHRISTOPHER B	22,853.68	31
SAVILLE & STEWART PLLC	22,837.55	51
MILLS & WAGNER PLLC	22,783.94	4
BRECKINRIDGE DAVIS SPROLES & CHAPMAN PLLC	22,721.17	45
ALBERTY MICHAEL C	22,633.12	19
BRYAN CARSON N	22,615.39	44
WALLACE MICHAEL K	22,545.00	41
NOVOBILSKI JEROME R	22,357.00	66
CALLEN CHRIS F	22,160.79	27
BAILEY STULTZ OLDAKER & GREENE PLLC	22,141.18	21
HARRIS & HOLMES LAW OFFICE PLLC	21,769.40	5
TAYLOR PAUL G	21,689.50	15
SHARLEY MICHAEL J	21,612.74	29
SIRK TIMOTHY M	21,479.20	33
COOK & COOK	21,306.00	51
PANEPINTO MARK D	21,279.04	19
WRIGHT LACY W JR	21,194.61	11
CARR BRIAN KEITH	21,076.30	69
FISHER CONSTANCE J	21,074.99	68
CONRAD & CONRAD	20,988.30	23
SIMPKINS JEFFREY S	20,961.60	89
GRUBB JASON R	20,827.40	38
MORGAN TONY	20,686.00	30
NICHOLS & SKINNER LC	20,569.30	22
MULLENS R MIKE & ASSOCIATES LC	20,426.30	46
MULDOON JAMES A	20,127.42	27
CRAIG A COURTENAY	20,066.35	9
BEANE JOHN D	19,950.25	29

**WEST VIRGINIA PUBLIC DEFENDER SERVICES
 APPOINTED COUNSEL FEES & EXPENSES PAID
 FISCAL YEAR 2006
 DESCENDING ORDER BY TOTAL \$
 Appointed Counsel and Service Providers Separate**

PAYEE	VOUCHER TOTAL	# OF CLAIMS
DYER THOMAS G	19,910.00	8
CLINE-GENTILE DELLA	19,849.40	16
HOLLANDSWORTH RICHARD W	19,728.10	12
CONWAY GLEN DAVID	19,494.08	26
DEAN CHRISTOPHER LC	19,399.04	43
BRADLEY & ALBRIGHT PLLC	19,385.92	29
BUSCH ZURBUCH & THOMPSON PLLC	19,324.84	20
GARDNER & JACKSON	19,305.24	39
PAYNE MICHAEL D	19,304.29	20
HEWITT & SALVATORE PLLC	19,152.63	31
ARNOLD CESARE & BAILEY PLLC	19,022.45	21
MCCAMIC SACCO PIZZUTI & MCCOID PLLC	19,013.88	4
MOFFATT CHRISTOPHER G	18,780.32	27
DALTON MARSHA	18,765.00	14
MCINTYRE-NICHOLSON RACHELLE D	18,680.14	38
KURELAC PATRICIA A	18,202.55	11
GREGORY BETTY SUE CLARK	18,188.91	12
HOWLEY LOREN B	18,051.77	37
WEESE HEATHER M LAW OFFICE OF PLLC	17,916.31	49
KIRKPATRICK & HAYDEN LAW OFFICE PLLC	17,787.47	22
WALKER JAMES A	17,778.38	31
OURS JOHN G	17,640.00	22
JONES STEVEN A LC	17,578.98	32
COLOSI LISA ROBINETTE	17,564.07	12
BYRNE & HEDGES	17,243.78	22
RUNDLE JULIET WALKER	17,040.50	46
BOOMER JAMES FRANKLIN	16,971.29	21
BLIZZARD GEORGE DANIEL II PLLC	16,942.72	12
LOCKWOOD & LOCKWOOD	16,874.50	20
RYAN KOURTNEY A	16,693.00	7
NESTOR JASON A	16,594.40	48
COWDEN ALLISON ADYNIIEC	16,359.53	7
MICHAEL NELSON M LC	16,341.27	32
CASSIDY MYERS COGAN & VOEGELIN LC	16,254.00	1
DEMOSS DAVID B	16,140.15	34
MAYNARD TERESA D	16,093.46	9

**WEST VIRGINIA PUBLIC DEFENDER SERVICES
 APPOINTED COUNSEL FEES & EXPENSES PAID
 FISCAL YEAR 2006
 DESCENDING ORDER BY TOTAL \$
 Appointed Counsel and Service Providers Separate**

PAYEE	VOUCHER TOTAL	# OF CLAIMS
KLATT W HOWARD	15,998.63	13
STURM & STURM	15,992.95	73
AUCREMANNE JOSEPH	15,991.97	13
BAYLISS SHAWN D	15,868.27	41
PRESTON & WEESE LC	15,417.23	19
TEBAY ROBERT K III LC	14,864.39	39
CONWAY LAW OFFICE	14,806.79	76
JUDY & JUDY	14,780.47	36
EILAND & BENNETT	14,733.20	9
SCOTT CINDY S	14,681.36	20
ROSE JOAN A	14,547.83	20
HAYDEN & HART PLLC	14,483.62	23
GREINER & CYRUS LC	14,443.27	26
HENDRICKS PETER A	14,337.98	6
REGER JACOB E	14,312.21	16
CHASE JOHN K IV	14,307.50	23
TAYLOR SHAWN PLLC	14,186.39	131
WILLIS & CHATTIN	14,059.55	9
PERRY DAVID D	14,057.09	3
HART DAVID W	14,048.67	29
SIMMONS EUGENE M	13,999.70	17
MOORE DAVID K	13,977.40	12
NESTOR WILLIAM T PLLC	13,653.11	31
MUSGRAVE RAYMOND G	13,575.78	20
VAN ZANT SUSAN J LC	13,437.02	11
SIMMONS & SIMMONS LC	13,428.24	7
HOBBS MARK E	13,079.70	10
HALLINAN JACQUELINE A	13,067.90	17
PENNINGTON DEANNA L	13,042.78	25
VIEWEG GEORGE B III	13,042.10	18
SIMS DAVID A	13,015.49	9
SAL NATALIE J	12,985.96	9
MOYE DAVID O	12,866.52	26
MORGAN DENNIE S JR	12,799.16	11
MERRIFIELD RODNEY B	12,418.50	8
OHIO VALLEY LAW CENTER PLLC	12,337.72	20

**WEST VIRGINIA PUBLIC DEFENDER SERVICES
 APPOINTED COUNSEL FEES & EXPENSES PAID
 FISCAL YEAR 2006
 DESCENDING ORDER BY TOTAL \$
 Appointed Counsel and Service Providers Separate**

PAYEE	VOUCHER TOTAL	# OF CLAIMS
FAST THOMAS K	12,202.98	12
VITAL RICHARD L	12,179.00	17
WEST & JONES	11,934.62	30
BETER GEORGE D	11,881.80	3
MCINTYRE RHONDA M	11,802.62	20
BRIDI & BRIDI	11,772.27	10
ANDERSON CHARLES E	11,758.10	20
FOLICKMAN PAMELA R LAW OFFICE OF	11,566.25	32
HATFIELD RONALD H JR	11,539.27	23
BEVERIDGE BRENT E	11,431.10	27
WHITE BRUCE M LAW OFFICE LC	11,331.71	48
RYAN WILLIAM D	11,310.11	40
BAILEY CHRISTINA M	11,269.95	31
WEESE ROGER R	11,022.50	14
STOLLINGS HARLEY E	10,992.51	20
FOLWELL NORMAN L	10,953.89	85
MCCUE LISA V	10,939.66	33
WILSON CHRISTOPHER M LAW OFFICE PLLC	10,891.13	24
GRUNAU DAVID M	10,841.52	19
PAXTON SUSAN M	10,834.03	25
HACKNEY JOHN G JR	10,809.00	23
ESPOSITO THOMAS E	10,701.73	18
MORGAN E LAVOYD JR	10,380.57	17
RILEY & COOKMAN PLLC	10,366.30	9
MAUSER BERNARD R	10,164.75	29
FIELDS & BOGGS PLLC	10,157.02	34
WEESE TRACY	10,083.15	15
SPAULDING BERNARD L	10,066.90	23
PRICE LOUIE T	10,009.01	17
ANDERSON DAVID M	9,956.19	56
WEBER & WEBER	9,949.62	24
GALL D CONRAD	9,871.66	22
BRUCE BARRY L & ASSOCIATES LC	9,841.13	1
DOOLEY KATHERINE L	9,808.73	13
KARR DAVID JR	9,720.69	15
WAUGH BRENDA	9,672.86	4

**WEST VIRGINIA PUBLIC DEFENDER SERVICES
 APPOINTED COUNSEL FEES & EXPENSES PAID
 FISCAL YEAR 2006
 DESCENDING ORDER BY TOTAL \$
 Appointed Counsel and Service Providers Separate**

PAYEE	VOUCHER TOTAL	# OF CLAIMS
HODGES & RIFFLE PLLC	9,474.20	28
BAYLISS & PHALEN PLLC	9,456.45	43
KAYSER LAYNE & CLARK PLLC	9,424.40	19
KERNS TIMOTHY J	9,168.00	13
HALL KAREN L	9,160.51	25
TUCKER GREGORY A	9,150.24	37
PARKULO JOHN F	9,005.50	11
BLYTHE ANGELA M	8,913.20	8
PIERSON STEFANI A	8,620.76	12
PAYNE WILBERT A	8,505.00	30
BURTON DEANDRA	8,492.53	4
KATZ KANTOR & PERKINS	8,426.52	9
STANTON G PATRICK JR	8,356.20	15
LEWIS AMANDA L	8,354.52	4
SMITH CLINTON W	8,353.50	21
HURLEY GREGORY S	8,286.25	11
COLLINS SALLY C	8,233.00	5
SMITH GREG K	8,179.53	6
MORAN CATHERINE JANE	8,140.00	16
FULLEN FLOYD R	8,108.86	20
BEAN & BEAN	8,104.50	17
ELSWICK SCOTT E LAW OFFICE OF LC	7,915.41	15
FILE PAYNE SCHERER & FILE	7,826.36	4
YOUNGER C CHRISTOPHER	7,743.50	7
WALTERS KRAUSKOPF & BAKER	7,733.71	12
ANDERSON PATRICK B	7,482.24	7
PRITT JEFFRY A	7,419.42	5
WEST CHARLES STANFORD	7,397.00	2
PRESERVATI LAW OFFICES PLLC	7,217.92	9
ORNDORFF DAVID L	7,147.28	14
BLEVINS MARK A	7,080.72	14
EACHUS MICHAEL N	6,974.02	9
BIBB & MCCULLOCH PLLC	6,947.95	16
HILL DAVID L	6,895.83	26
ADAMS FISHER & BOGGS PLLC	6,851.55	1
COOPER & PRESTON PLLC	6,774.59	8

**WEST VIRGINIA PUBLIC DEFENDER SERVICES
 APPOINTED COUNSEL FEES & EXPENSES PAID
 FISCAL YEAR 2006
 DESCENDING ORDER BY TOTAL \$
 Appointed Counsel and Service Providers Separate**

PAYEE	VOUCHER TOTAL	# OF CLAIMS
ANDERSON BRIDI STANSBURY & ASSOCIATES LC	6,577.39	15
RICHARDSON RICHARDSON & CAMPBELL	6,542.11	19
BAILEY BRIAN W	6,473.67	15
KALWAR NISAR A LC	6,416.31	8
SPRIGGS LISA F	6,398.13	4
KARR THOMAS B	6,352.50	81
BUCY WINIFRED L	6,299.00	7
SKEEN KENNAD L	6,266.00	2
MCQUEEN & MURPHY LC	6,245.55	1
CLAY PAUL O JR	6,237.00	8
BALLARD ANN L	6,083.50	18
TWYMAN TODD A	6,078.94	10
BIGELOW BRIAN ELLIOTT	6,048.00	20
ROOP SMITH & ROOP LAW OFFICE	5,936.00	11
STANTON GEORGE P III	5,877.50	5
BOUCHILLON CROSSAN & COLBURN LC	5,829.75	3
SPADARO LAURA E	5,818.05	7
DAVIS CHRISTOPHER A	5,781.63	17
SPARACINO ANTHONY J JR	5,710.00	5
KROGER THOMAS W	5,690.00	49
LAMP PAT	5,675.65	20
HAYNIE BELINDA A	5,599.43	9
REED KIMBLE PLLC	5,597.51	14
LA NEVE TODD F	5,561.30	7
TYREE EMBREE & ASSOCIATES PLLC	5,551.00	11
DETCHE PAUL S INC	5,527.32	14
CICCARELLO DEL GUIDICE & LAFON	5,520.50	19
KAUFMAN KEVIN S	5,503.60	7
STAPLETON LAW OFFICES LC	5,500.00	1
BOWERS JEFFREY S	5,494.80	11
MATKO EDMUND	5,317.04	10
BURTON KILGORE LAZENBY & CASSELL PLLC	5,315.66	4
ALLEN MICHAEL C	5,286.00	1
EDWARDS JAMES BRYAN	5,263.54	5
FORMAN & HUBER LC	5,108.31	2
WILSON SEAN	5,092.50	2

**WEST VIRGINIA PUBLIC DEFENDER SERVICES
 APPOINTED COUNSEL FEES & EXPENSES PAID
 FISCAL YEAR 2006
 DESCENDING ORDER BY TOTAL \$
 Appointed Counsel and Service Providers Separate**

PAYEE	VOUCHER TOTAL	# OF CLAIMS
CZARNIK R THOMAS	5,071.16	3
STOVER WILLIAM D	5,060.50	8
YEAGER JOHN R JR	5,044.77	2
BALLARD MCGINLEY PLLC	5,004.93	9
SPONAUGLE & SPONAUGLE	4,962.50	15
GLOVER CHRISTINE L	4,953.29	1
METZ TAMARA J	4,935.75	5
JACKSON-GILLISON HELEN L	4,932.42	6
CARRICO LAW OFFICES LC	4,931.10	14
VANMETER LERA K	4,926.24	3
CURNUTTE SCOTT A	4,922.43	13
HATFIELD MCGINNIS E JR	4,910.50	2
SPILMAN THOMAS & BATTLE PLLC	4,882.46	6
BURNETTE & BURNETTE PLLC	4,862.10	2
HEIL LIESELOTTE MARIE	4,843.82	5
MULLENS & MCGUIRE PLLC	4,832.50	15
AMBLER & DOTSON LC	4,814.21	4
HEDGES JONES WHITTIER & HEDGES	4,773.00	17
RAY WINTON & KELLEY PLLC	4,662.75	10
STANTON SHIRLEY J	4,633.00	7
TISSUE PHILIP J	4,620.72	9
ATKINS PAUL S	4,565.00	55
ASKINTOWICZ JOHN W III	4,540.10	5
HUNTER STEVE ASSOCIATES LC	4,531.90	1
SIMMERMAN LAW OFFICE PLLC	4,446.62	5
JACKSON & KELLY PLLC	4,436.59	2
SELLARO AMBER URTSO	4,433.20	10
ROAHRIG RANDAL W	4,223.31	18
RODRIGUEZ KENNETH M	4,217.66	8
HOOVER RANDY D	4,161.50	12
WOLFE DORWIN J LC INC	4,161.03	7
KOSTENKO KRIS	4,114.50	4
CALLEN ELDON A	4,075.50	9
MOUNTS TONYA L LC INC	4,061.82	3
HARRIS CHRISTIAN R	4,007.50	1
RUSSELL MELINDA L	4,002.96	1

**WEST VIRGINIA PUBLIC DEFENDER SERVICES
 APPOINTED COUNSEL FEES & EXPENSES PAID
 FISCAL YEAR 2006
 DESCENDING ORDER BY TOTAL \$
 Appointed Counsel and Service Providers Separate**

PAYEE	VOUCHER TOTAL	# OF CLAIMS
MOLESSA HEATHER IRELAND	3,981.15	2
BAILEY DENNIS R	3,963.24	13
FRAGILE PAT C	3,868.56	4
SMITH CHRISTINA L	3,740.86	2
FROBLE MICHAEL E	3,723.00	3
WELLS BRIAN WAYNE	3,672.00	2
DESBROW SANDRA M	3,608.85	8
JONES BENNY G	3,548.00	7
HARRINGTON TRAVERS R JR	3,473.90	5
DILS JAN	3,458.93	3
TOLER JESSICA L	3,432.00	1
ELSWICK & RICHARDSON PLLC	3,377.24	2
PALMER JAMES J III	3,277.40	1
STONE ROBERT C JR	3,247.81	2
MINTZER SAROWITZ ZERIS LEDVA & MYERS LLP	3,242.03	9
HOLROYD FRED F III	3,240.28	12
WINTER KURT J	3,175.00	11
SMITH COURTLANDT	3,103.61	9
ANGOTTI & STRAFACE LC	3,079.00	15
WATERS WARNER & HARRIS	3,062.78	7
VITAL ROBERT E LC	3,027.90	1
JUBA-PLUMLEY ROSALEE	2,976.00	6
THORN & THORN LC	2,943.60	3
CAUDILL SCOTT	2,901.03	6
SELLARO JOSEPH M	2,768.66	13
PAULEY PERRY W JR	2,765.50	25
SCHRADER BYRD & COMPANION PLLC	2,637.74	2
HAMILTON NEAL J	2,564.98	8
WALLACE LAW OFFICES LC INC	2,545.89	5
THOMAS SHANNON R	2,503.72	7
BOWLING GREG	2,494.20	9
WOLFINGBARGER BRENTTON W	2,461.35	7
WILLIAMSON MAGANN & GURGANUS PLLC	2,445.06	9
LEROSE ANTHONY	2,395.50	10
KERN FRANKLIN W LC	2,341.50	7
WALKER LELA	2,299.80	16

**WEST VIRGINIA PUBLIC DEFENDER SERVICES
 APPOINTED COUNSEL FEES & EXPENSES PAID
 FISCAL YEAR 2006
 DESCENDING ORDER BY TOTAL \$
 Appointed Counsel and Service Providers Separate**

PAYEE	VOUCHER TOTAL	# OF CLAIMS
STEWART JOYCE E	2,275.50	4
GUILLS & VIA PLLC	2,267.80	11
WITT RICHARD C	2,227.35	3
MASON JENNIFER KEADLE	2,162.99	5
RADCLIFF PATRICK N	2,157.72	3
MCGINLEY JENNIFER	2,147.43	3
VIEWEG MARK E	2,061.78	2
PHILLIPS GARDILL KAISER & ALTMAYER	2,023.14	1
FORD DAVID A	1,958.15	1
MANI & ELLIS PLLC	1,949.26	6
CORSI JEFFREY C	1,906.47	2
COMETTI JOSEPH C	1,899.50	2
ROMANO & MILEY	1,858.19	4
SILLS LEAH SMITH	1,846.81	2
TRIPLETT & TRIPLETT LC	1,768.00	3
MORGAN EDWARD WARD	1,760.20	2
SMITH LILLY & BALL PLLC	1,755.00	10
CAMPBELL ROBERT D	1,720.50	4
HOUSTON & CLARK PLLC	1,709.50	1
LUSK KYLE G	1,702.28	2
SMITH MARGARET D	1,617.49	4
KLIE ERIKA H	1,570.85	5
WALKER STEPHEN M	1,543.45	1
BLAKE MICHAEL W	1,532.96	3
MOORE RICO R	1,530.00	6
LAZENBY K BRUCE	1,520.00	7
KUPEC THOMAS W	1,471.50	8
SHEPHERD JAMES W	1,470.50	7
SAMMONS OLIVERO & PARASCHOS PLLC	1,463.39	4
GARDNER & CYRUS & ADKINS	1,460.00	1
BLACKBURN GREGORY A PSC	1,424.50	1
SMITH JAMES E II	1,406.00	1
CORNETT REBECCA L	1,405.29	3
HEWITT JENNIFER DAY	1,359.00	2
POOL JAMES M	1,302.50	2
REECE RONALD L	1,276.02	2

**WEST VIRGINIA PUBLIC DEFENDER SERVICES
 APPOINTED COUNSEL FEES & EXPENSES PAID
 FISCAL YEAR 2006
 DESCENDING ORDER BY TOTAL \$
 Appointed Counsel and Service Providers Separate**

PAYEE	VOUCHER TOTAL	# OF CLAIMS
CLARKE D RANDALL	1,273.90	3
RUDDLE CARRIE	1,249.00	2
CASTO & CASTO LC	1,211.52	1
JENKINS JOSEPH L	1,192.46	3
THAXTON & JOHNSTONE	1,184.00	1
GALFORD RANDALL W	1,156.09	7
GODFREY ROBIN L	1,134.50	2
YOUNG MORGAN & CANN	1,109.50	1
PATTERSON CLAYTON W	1,098.94	5
MORTON BELINDA S	1,094.50	1
PATTERSON THOMAS K	1,077.00	5
FITZWATER TRAVIS R	1,049.80	2
FRIEND & ROZAS LLC	1,046.25	3
SUPPLE JOE M	960.50	1
RUMORA RONALD J	894.00	4
EINREINHOFFER JOHN	869.50	3
JORY & SMITH	855.43	1
REED & REED	815.99	3
GIGGENBACH MELISSA J	815.88	1
BOSNICK JAMES A III	793.98	2
BOOTEN RALPH LEE II	782.00	1
DOWNING MARVIN L	769.30	1
ANGOTTI MARY BETH	739.00	2
WRIGHT DAYA MASADA	723.50	5
COOKE MICHAEL P	718.04	8
SAVILLE ROYCE B	684.58	4
STEELE THOMAS G	681.89	2
PAESANI STEPHEN D	681.85	1
SCHARF WILLIAM H	655.50	1
RYMER & FURBEE	608.50	2
HARVIT & SCHWARTZ LC	573.32	1
PAUGH SUSAN K	558.40	1
KESNER KESNER & BRAMBLE PLLC	542.80	6
GRUBB DAVID L	514.00	1
SCHILLACE LAW OFFICE	489.22	1
PALMER & TITUS	483.59	2

**WEST VIRGINIA PUBLIC DEFENDER SERVICES
 APPOINTED COUNSEL FEES & EXPENSES PAID
 FISCAL YEAR 2006
 DESCENDING ORDER BY TOTAL \$
 Appointed Counsel and Service Providers Separate**

PAYEE	VOUCHER TOTAL	# OF CLAIMS
KEESEE RYAN HAMILTON	434.00	1
WILSON & LANTZ PLLC	417.37	1
CRICHTON & CRICHTON	406.00	1
MACCORKLE LAVENDER CASEY & SWEENEY PLLC	405.00	2
ROBINSON & MCELWEE	398.41	1
HAZARD SPRAGUE W LAW OFFICE OF LC	392.00	3
FORD LAW FIRM	319.50	5
GIATRAS LAW FIRM PLLC	301.99	1
BOOTH & MCCARTHY	300.00	1
WILSON FRAME BENNINGER & METHENEY PLLC	239.50	1
CAMPBELL MILLER ZIMMERMAN PC	220.00	2
STACY CHARLES A	220.00	1
BOBANGO GERALD J	193.00	1
POLING STEPHANIE S	150.50	1
VENEZIA LAW OFFICES LC	148.50	1
PENCE DAVID	58.00	1
ROMAIN JULIE GOWER	55.00	1
MARSTELLER DEREK W	18.00	1
TOTAL FOR APPOINTED COUNSEL	15,767,980.80	25,045
TRI-S INVESTIGATIONS INC	186,759.55	483
VAUGHAN BRADFORD A	75,675.92	111
DEAK DAVID S	43,934.50	72
MOUNTS MICHAEL E	37,143.71	29
MILLS & WAGNER PLLC	33,949.20	6
LANE DANNY INC	29,034.89	4
CAPITOL CITY INVESTIGATIONS INC	24,372.38	22
BRAMBLE CHARLES E III	22,947.24	6
WOODS FRED B	19,843.72	24
COOPER GARY L	18,747.16	18
HEWITT CHARLES WILLIAM	18,200.00	12
CLAY ROBERT L	15,716.78	8
DAMM JOHN EDWARD ED	13,475.00	7
KLM INVESTIGATIONS	12,641.71	23
WEST VIRGINIA UNIVERSITY MEDICAL	12,514.00	12
ANDERSON CATHERINE LOUISE	12,479.04	2

**WEST VIRGINIA PUBLIC DEFENDER SERVICES
 APPOINTED COUNSEL FEES & EXPENSES PAID
 FISCAL YEAR 2006
 DESCENDING ORDER BY TOTAL \$
 Appointed Counsel and Service Providers Separate**

PAYEE	VOUCHER TOTAL	# OF CLAIMS
MOUNTAIN STATE BEHAVIORAL HEALTH	11,425.00	2
KRADEL PAUL F	10,850.00	4
PETERS LARRY A INC	10,761.13	17
CLAYMAN & ASSOCIATES PLLC	10,500.00	3
STEWART ROBERT D	10,167.61	33
GRAY RONALD T	9,963.38	4
ROEBUCK JESSICA MARIE	9,498.50	1
MONES PAUL	8,826.70	3
FORENSIC PSYCHIATRY PLLC	8,570.00	9
INVESTIGATION DIVISION INC	8,498.47	8
RIGSBY MICHAEL E	8,058.10	15
KHAN ASAD H	7,925.00	7
FREMOUW WILLIAM J FORENSIC CLINICAL	7,500.00	5
ALLEGHENY CONSULTANT SERVICES INC	6,947.22	7
WILLEY EDWARD N MD	6,834.38	1
WOLFE GARY J	6,660.88	8
DRAKE BEVERLY ANN	6,602.63	25
REDMOND LARRY WAYNE	6,519.89	8
MORRISON STEPHEN M	6,240.89	2
COOK INVESTIGATION SERVICE INC	6,151.18	5
KELLEY SHAMELLE D	5,974.15	11
BENNETT DALE P	5,950.00	1
PSYCHOLOGICAL CONSULTING INC	5,737.50	10
TASA GROUP INC	5,450.00	3
WYATT W JOSEPH	5,326.20	3
PRIMARY PSYCHOLOGICAL CARE PLLC	5,300.00	4
PSYCHOLOGICAL HEALTH ASSOCIATES LTD	5,252.60	4
FERDA BRIAN T	5,110.00	6
BECKETT HERMAN H	5,059.02	3
WATSON LESA F	5,013.05	1
COFFEY HARRY J	4,943.75	4
WETTSTEIN ROBERT M MD	4,884.50	1
PSYCH SERVICES ASSOCIATES INC	4,625.00	2
INTEGRATED SERVICES GROUP INC	4,500.00	1
HAGAN LEIGH D PHD PC	4,426.42	1
WHITE ROBERT S	4,375.00	5

**WEST VIRGINIA PUBLIC DEFENDER SERVICES
 APPOINTED COUNSEL FEES & EXPENSES PAID
 FISCAL YEAR 2006
 DESCENDING ORDER BY TOTAL \$
 Appointed Counsel and Service Providers Separate**

PAYEE	VOUCHER TOTAL	# OF CLAIMS
MCCAULEY ROBERT E	4,133.74	3
ORCHID CELLMARK INC	4,059.09	2
RATLIFF DOUGLAS M	4,009.71	3
LINDBERG MARC A	4,000.00	1
PAINTER & ASSOCIATES LLC	3,863.02	7
ADAMSKI THOMAS R MD	3,800.00	2
MEADOWS JENNIFER J	3,784.55	1
JAMES RICHARD L	3,782.26	8
MACDONALD ROBERT J AGENCY INC	3,581.95	4
KATZ CONSULTING GROUP LLC	3,560.00	2
BRAMS & ASSOCIATES INC	3,526.13	1
TORSNEY JACK R JR	3,380.00	4
CHARLESTON PSYCHIATRIC GROUP INC	3,183.26	2
SIZEMORE DONALD	2,952.84	1
JOHNSON ROY L	2,941.40	8
CASDORPH MARK N	2,825.00	2
BLUM LARRY W MD	2,816.00	1
LEVIN MARTIN	2,750.00	4
MORGANTOWN PASTORAL COUNSELING CENTER INC	2,700.00	3
JDL & ASSOCIATES	2,510.61	9
HARLOW JEFFREY L PHD PLLC	2,500.00	1
ESPLIN PHILLIP W PC	2,400.00	1
GOAD BETTY A MD PLLC	2,300.00	2
WALKER MARI SULLIVAN INC	2,250.00	3
BAKER LYNDE G	2,244.53	2
KEMP RICHARD H	2,165.65	1
CONSOLIDATED CONSULTANTS CO	2,125.00	2
FROST JAMES L MD	2,082.50	1
MCCAULEY RANDALL P	2,001.50	1
WEDGEWOOD FAMILY PRACTICE & PSYCHIATRY	2,000.00	1
SHENANDOAH VALLEY MEDICAL SYS INC	1,900.00	2
TULANE UNIVERSITY HEALTH SCIENCES CENTER	1,800.00	1
ZIEGLER LARRY F	1,800.00	2
WOLFE HAROLD B	1,780.38	1
BELTONE HEARING AID CENTER	1,775.00	1
HALL LAURA ANNE	1,761.25	2

**WEST VIRGINIA PUBLIC DEFENDER SERVICES
 APPOINTED COUNSEL FEES & EXPENSES PAID
 FISCAL YEAR 2006
 DESCENDING ORDER BY TOTAL \$
 Appointed Counsel and Service Providers Separate**

PAYEE	VOUCHER TOTAL	# OF CLAIMS
BLAKE CLELAND C	1,700.00	1
SIGLEY TERRY LAURITA	1,662.50	1
MOUNTAIN STATE PSYCHOLOGICAL SERVICES PLLC	1,650.00	3
GREENE JUDITH A	1,620.05	3
TRI STATE REPORTERS INC	1,606.30	2
KRIEG FRED JAY PHD & ASSOCIATES PLLC	1,600.00	1
ADVANCED PSYCHOLOGICAL SERVICES	1,562.50	1
ESTUPINAN-KANE LAURA PHD	1,500.00	1
HILLCREST BEHAVIORAL HEALTH SERVICES	1,500.00	1
OHIO VALLEY MEDICAL CENTER	1,500.00	1
HARDING J MICHAEL	1,487.50	1
CLARK & ASSOCIATES	1,485.60	1
THOMPSON CAMERON L	1,408.65	1
HYLTON GARY H	1,403.98	1
BLAKE KENNETH W	1,401.90	2
PHILLIPS PAUL H	1,367.66	2
VERIFY INC	1,349.85	2
HALL JEANNE S	1,309.20	3
RODIN HAROLD F	1,300.00	2
EASTERN PSYCHOLOGICAL SERVICES INC	1,290.00	2
BUZZO BILL J JR	1,280.41	1
MCNEILL GEORGE W	1,254.00	2
PLUM C ED	1,220.44	4
GLANDEN NATHAN	1,204.06	2
CAVENDISH NICOLENE	1,125.00	1
COOK MARY K	1,093.55	2
JOHNS JOHN DANIEL	1,077.70	1
BEHAVIORAL SCIENCE ASSOCIATES INC	1,025.00	1
CANTONE CHARLES A ESTATE OF	1,000.00	1
REASOR MARK J	1,000.00	1
SHAFFER ANNE E	1,000.00	1
SMART DOCUMENT SOLUTIONS LLC	996.20	1
TERANGO INVESTIGATIONS INC	967.04	1
COCHRAN AYME A	924.00	3
SMITH JANET S	918.00	2
SCHIRO GEORGE J JR	906.25	1

**WEST VIRGINIA PUBLIC DEFENDER SERVICES
 APPOINTED COUNSEL FEES & EXPENSES PAID
 FISCAL YEAR 2006
 DESCENDING ORDER BY TOTAL \$
 Appointed Counsel and Service Providers Separate**

PAYEE	VOUCHER TOTAL	# OF CLAIMS
CHAMELEON HEALTH CARE INC	900.00	1
STRESKI MELANIA D	885.15	1
B & B BONDING & INVESTIGATIONS INC	885.00	1
WHIRLWIND INVESTIGATION & SECURITY INC	884.06	2
DOUGLAS JEFFREY J LAW OFFICE OF	875.00	1
TREADWAY WENDY ZOLLA	835.00	2
MAREDA L REYNOLDS	800.00	1
PEARSE RONALD D ED D	800.00	2
FORECON INC	772.50	1
RUGGIERO HEATHER M	770.58	2
WARREN KATHERINE LOUISE	766.15	1
FOWLER LAWRENCE D	750.00	1
MOSBY MARIE	734.87	1
MANSUETTO - COVILLE PSYCHOLOGICAL SERVICES	700.00	1
COWDER CHERIE CHAMBERS	675.00	1
SOLUTIONS OUTPATIENT SERVICES INC	675.00	3
BELLVILLE CHRISTY L	669.90	1
HAMNER PSYCHOLOGICAL SERVICES	662.50	2
EAKIN DONALD E JR	650.00	1
LEISURE TINA M	650.00	2
MARTIN ROBERT G	650.00	1
SMITH CLARENCE T JR	649.31	1
SIGMAN H E GENE	596.42	2
DOTSON ANGELA S	578.25	1
HOLUB KAREN S	558.25	2
COFFINDAFFER LARRY K	541.50	3
ROOP PAUL W	538.92	2
MILLS TERRY C	533.60	1
DUNAWAY MARY L	531.30	1
YOUNG MISSY L CCR	528.10	2
HOTT GARY	520.00	3
LUNSFORD WILLIAM G	511.20	2
BARNES PATRICK DAVID	500.00	1
CRABTREE MICHAEL	500.00	1
RAGUS MORRIS E	500.00	1
SCHEIDLER SAMUEL H	500.00	1

**WEST VIRGINIA PUBLIC DEFENDER SERVICES
 APPOINTED COUNSEL FEES & EXPENSES PAID
 FISCAL YEAR 2006
 DESCENDING ORDER BY TOTAL \$
 Appointed Counsel and Service Providers Separate**

PAYEE	VOUCHER TOTAL	# OF CLAIMS
TRAINOR GREGORY E	500.00	1
ARMISTEAD GINNY L	481.25	1
VOLUSIA REPORTING COMPANY	469.00	1
BEHAVIORAL HEALTH MANAGEMENT GRP INC	450.00	1
FAMILY & MARITAL COUNSELING CENTER INC	450.00	1
PSYCHOLOGICAL RESOURCES INC	450.00	1
SOS SERVICES INC	450.00	1
CHARTONE INC	409.20	1
CAMPER CHARLES L	404.17	1
PSYCHOLOGICAL ASSESSMENT INTERVENTION	400.00	1
RYAN ANITA A LLC	400.00	1
THURMER JANET L	400.00	1
HERRON-RICE TRACY P	386.20	2
KRUGMAN SCOTT DANIEL	375.00	1
BARTOLD LAWRENCE W	360.00	1
BLOSSER JULIE A	346.50	1
DAISEY RICHARD B	310.30	1
BERRY RAY ANDREW	309.03	1
IVAUN BARBARA A	308.00	1
CHESLOCK TERRI R	300.30	1
MCDONALD PATRICIA A	292.60	2
RATLIFF DEBRA LYNN	286.05	1
YOUNG SHERI K	282.00	1
SADLER CHARLES A	280.44	1
HOOVER WILLIAM R	273.00	4
JAWORSKI MICHELLE L	269.50	1
SAYRE TERRY D	262.00	1
WHITE H P LABORATORY INC	255.00	1
ELKIN KAREN	250.25	1
KIGER WILLIAM E	250.00	1
BUCK ROBERT JAMES	220.50	1
LECRON SUSAN SOMMER	215.60	1
STONESTREET WILDA F	212.00	1
NAZZARO DOLORES M	200.00	1
SYLVAN LEARNING CENTER	200.00	1
KRATOVIL & AMORE PLLC	117.36	1

**WEST VIRGINIA PUBLIC DEFENDER SERVICES
 APPOINTED COUNSEL FEES & EXPENSES PAID
 FISCAL YEAR 2006
 DESCENDING ORDER BY TOTAL \$
 Appointed Counsel and Service Providers Separate**

PAYEE	VOUCHER TOTAL	# OF CLAIMS
DAVIS KATHY J	107.50	1
VINCENT SHARON L	72.00	1
WV NETWORK FOR EDUCATIONAL TELECOMP	69.50	1
FAMILY SERVICE OF KANAWHA VALLEY INC	60.00	1
TOTAL FOR SERVICE PROVIDERS	1,011,817.47	1,313
GRAND TOTAL	16,779,798.27	26,358

**WEST VIRGINIA PUBLIC DEFENDER SERVICES
 APPOINTED COUNSEL FEES & EXPENSES PAID
 FISCAL YEAR 2006
 ALPHABETICAL ORDER**

PAYEE	VOUCHER TOTAL	# OF CLAIMS
A		
ADAMS FISHER & BOGGS PLLC	6,851.55	1
ADAMSKI THOMAS R MD	3,800.00	2
ADKINS DWAYNE J	31,647.58	61
ADVANCED PSYCHOLOGICAL SERVICES	1,562.50	1
ALBERTY MICHAEL C	22,633.12	19
ALLEGHENY CONSULTANT SERVICES INC	6,947.22	7
ALLEN MICHAEL C	5,286.00	1
AMBLER & DOTSON LC	4,814.21	4
ANDERSON BRIDI STANSBURY & ASSOCIATES LC	6,577.39	15
ANDERSON CATHERINE LOUISE	12,479.04	2
ANDERSON CHARLES E	11,758.10	20
ANDERSON DAVID M	9,956.19	56
ANDERSON PATRICK B	7,482.24	7
ANGOTTI & STRAFACE LC	3,079.00	15
ANGOTTI MARY BETH	739.00	2
ARBUCKLE DOUGLAS H	25,182.49	14
ARMISTEAD GINNY L	481.25	1
ARNOLD CESARE & BAILEY PLLC	19,022.45	21
ASHLEY ANITA HAROLD	30,305.10	70
ASKINTOWICZ JOHN W III	4,540.10	5
ATKINS JAMES B	41,290.40	66
ATKINS PAUL S	4,565.00	55
AUCREMANNE JOSEPH	15,991.97	13
AVIS WITTEN & WANDLING LC	32,003.51	80
B		
B & B BONDING & INVESTIGATIONS INC	885.00	1
BAGBY STEVE	53,168.46	58
BAILEY & HOWARD PLLC	43,996.71	110
BAILEY BRIAN W	6,473.67	15
BAILEY CHRISTINA M	11,269.95	31
BAILEY DENNIS R	3,963.24	13
BAILEY REGGIE R	116,369.04	222
BAILEY STULTZ OLDAKER & GREENE PLLC	22,141.18	21
BAKER LYNDE G	2,244.53	2
BALLARD ANN L	6,083.50	18

**WEST VIRGINIA PUBLIC DEFENDER SERVICES
 APPOINTED COUNSEL FEES & EXPENSES PAID
 FISCAL YEAR 2006
 ALPHABETICAL ORDER**

PAYEE	VOUCHER TOTAL	# OF CLAIMS
B Continued		
BALLARD KENNETH D	40,481.67	197
BALLARD MCGINLEY PLLC	5,004.93	9
BARNABEI FERRO & OLEJASZ	57,756.39	64
BARNES PATRICK DAVID	500.00	1
BARR JACK C	84,668.78	229
BARRAT ROBERT E	73,589.70	103
BARRY CHAD D LC	145,948.14	378
BARTOLD LAWRENCE W	360.00	1
BAYLISS & PHALEN PLLC	9,456.45	43
BAYLISS SHAWN D	15,868.27	41
BEAN & BEAN	8,104.50	17
BEANE JOHN D	19,950.25	29
BECKETT HERMAN H	5,059.02	3
BEHAVIORAL HEALTH MANAGEMENT GRP INC	450.00	1
BEHAVIORAL SCIENCE ASSOCIATES INC	1,025.00	1
BELLOMY & TURNER LC	70,878.88	185
BELLVILLE CHRISTY L	669.90	1
BELTONE HEARING AID CENTER	1,775.00	1
BENFORD LEE F II	82,826.48	112
BENNETT DALE P	5,950.00	1
BERRY RAY ANDREW	309.03	1
BETER GEORGE D	11,881.80	3
BEVERIDGE BRENT E	11,431.10	27
BIBB & MCCULLOCH PLLC	6,947.95	16
BIGELOW BRIAN ELLIOTT	6,048.00	20
BLACKBURN GREGORY A PSC	1,424.50	1
BLAIR GERALD E JR	27,279.50	52
BLAKE CLELAND C	1,700.00	1
BLAKE KENNETH W	1,401.90	2
BLAKE MICHAEL W	1,532.96	3
BLEDSON CHRISTOPHER B	22,853.68	31
BLEVINS MARK A	7,080.72	14
BLIZZARD GEORGE DANIEL II PLLC	16,942.72	12
BLOSSER JULIE A	346.50	1
BLUM LARRY W MD	2,816.00	1
BLYLER HOWARD J	22,972.78	48

**WEST VIRGINIA PUBLIC DEFENDER SERVICES
 APPOINTED COUNSEL FEES & EXPENSES PAID
 FISCAL YEAR 2006
 ALPHABETICAL ORDER**

PAYEE	VOUCHER TOTAL	# OF CLAIMS
B Continued		
BLYTHE ANGELA M	8,913.20	8
BOBANGO GERALD J	193.00	1
BONINSEGNA SANTE JR	71,060.61	168
BOOMER JAMES FRANKLIN	16,971.29	21
BOOTEN RALPH LEE II	782.00	1
BOOTH & MCCARTHY	300.00	1
BOSNICK JAMES A III	793.98	2
BOTTNER KIRK H LAW OFFICE PLLC	32,515.83	25
BOUCHILLON CROSSAN & COLBURN LC	5,829.75	3
BOWERS JEFFREY S	5,494.80	11
BOWLES RICE MCDAVID GRAFF & LOVE	24,310.98	17
BOWLING GREG	2,494.20	9
BRADLEY & ALBRIGHT PLLC	19,385.92	29
BRAMBLE CHARLES E III	22,947.24	6
BRAMS & ASSOCIATES INC	3,526.13	1
BRECKINRIDGE DAVIS SPROLES & CHAPMAN PLLC	22,721.17	45
BREECE SUSAN PLLC	56,714.97	23
BREWER & GIGGENBACH PLLC	39,293.25	52
BRIDI & BRIDI	11,772.27	10
BRISCOE L SCOTT	84,727.48	61
BROWN & LEVICOFF	41,418.32	96
BRUCE BARRY L & ASSOCIATES LC	9,841.13	1
BRYAN CARSON N	22,615.39	44
BRYANT CARL P	125,583.64	254
BUCK ROBERT JAMES	220.50	1
BUCY WINIFRED L	6,299.00	7
BULLMAN & BULLMAN	43,226.78	62
BURDETTE KRISTINE ADELE	25,310.28	70
BURNETTE & BURNETTE PLLC	4,862.10	2
BURTON DEANDRA	8,492.53	4
BURTON KILGORE LAZENBY & CASSELL PLLC	5,315.66	4
BUSCH ZURBUCH & THOMPSON PLLC	19,324.84	20
BUSH FRANK P JR & ASSOCIATES LC	29,580.00	114
BUZZO BILL J JR	1,280.41	1
BYRNE & HEDGES	17,243.78	22

**WEST VIRGINIA PUBLIC DEFENDER SERVICES
 APPOINTED COUNSEL FEES & EXPENSES PAID
 FISCAL YEAR 2006
 ALPHABETICAL ORDER**

PAYEE	VOUCHER TOTAL	# OF CLAIMS
C		
CABANISS MARK	59,682.20	69
CALLAGHAN & CALLAGHAN PLLC	38,040.08	53
CALLEN CHRIS F	22,160.79	27
CALLEN ELDON A	4,075.50	9
CAMPBELL MILLER ZIMMERMAN PC	220.00	2
CAMPBELL ROBERT D	1,720.50	4
CAMPER CHARLES L	404.17	1
CANTONE CHARLES A ESTATE OF	1,000.00	1
CAPITOL CITY INVESTIGATIONS INC	24,372.38	22
CARL KEATON & FRAZER PLLC	28,097.38	82
CARR BRIAN KEITH	21,076.30	69
CARR LAW OFFICES PLLC	28,445.96	90
CARRICO LAW OFFICES LC	4,931.10	14
CARROLL GALE E	46,392.10	43
CASDORPH MARK N	2,825.00	2
CASEY JAMES M	39,441.89	72
CASSIDY MYERS COGAN & VOEGELIN LC	16,254.00	1
CASTO & CASTO LC	1,211.52	1
CAUDILL SCOTT	2,901.03	6
CAVENDISH NICOLENE	1,125.00	1
CHAMELEON HEALTH CARE INC	900.00	1
CHARLESTON PSYCHIATRIC GROUP INC	3,183.26	2
CHARTONE INC	409.20	1
CHASE JOHN K IV	14,307.50	23
CHESLOCK TERRI R	300.30	1
CHILDLAW SERVICES INC	42,152.87	32
CHRIST KATRINA M LAW FIRM LC	27,083.35	58
CICCARELLO DEL GUIDICE & LAFON	5,520.50	19
CISCO-STURGELL KATHRYN	78,205.00	61
CLAGETT & TIPTON PLLC	234,833.43	370
CLARK & ASSOCIATES	1,485.60	1
CLARKE D RANDALL	1,273.90	3
CLAY PAUL O JR	6,237.00	8
CLAY ROBERT L	15,716.78	8
CLAYMAN & ASSOCIATES PLLC	10,500.00	3
CLINE MICHAEL R	79,173.43	135

**WEST VIRGINIA PUBLIC DEFENDER SERVICES
 APPOINTED COUNSEL FEES & EXPENSES PAID
 FISCAL YEAR 2006
 ALPHABETICAL ORDER**

PAYEE	VOUCHER TOTAL	# OF CLAIMS
C Continued		
CLINE-GENTILE DELLA	19,849.40	16
COCHRAN AYME A	924.00	3
COFFEY HARRY J	4,943.75	4
COFFINDAFFER LARRY K	541.50	3
COLLINS & COURTRIGHT	109,978.39	216
COLLINS SALLY C	8,233.00	5
COLOSI LISA ROBINETTE	17,564.07	12
COMETTI JOSEPH C	1,899.50	2
CONAWAY & CONAWAY	25,184.56	30
CONNER APRIL D	36,544.99	66
CONRAD & CONRAD	20,988.30	23
CONSOLIDATED CONSULTANTS CO	2,125.00	2
CONWAY GLEN DAVID	19,494.08	26
CONWAY LAW OFFICE	14,806.79	76
COOK & COOK	21,306.00	51
COOK INVESTIGATION SERVICE INC	6,151.18	5
COOK MARY K	1,093.55	2
COOKE MICHAEL P	718.04	8
COOPER & PRESTON PLLC	6,774.59	8
COOPER GARY L	18,747.16	18
COREY DANIEL S	99,998.00	92
CORNETT REBECCA L	1,405.29	3
CORSI JEFFREY C	1,906.47	2
COWDEN ALLISON ADYNIEC	16,359.53	7
COWDER CHERIE CHAMBERS	675.00	1
CRABTREE MICHAEL	500.00	1
CRAIG A COURTENAY	20,066.35	9
CRICHTON & CRICHTON	406.00	1
CURNUTTE SCOTT A	4,922.43	13
CURRY DENNIS H	70,513.30	25
CZARNIK R THOMAS	5,071.16	3
D		
DAISEY RICHARD B	310.30	1
DALBY NANCY A ATTY AT LAW PLLC	85,006.52	29
DALTON DEBRA L	23,934.67	53

**WEST VIRGINIA PUBLIC DEFENDER SERVICES
 APPOINTED COUNSEL FEES & EXPENSES PAID
 FISCAL YEAR 2006
 ALPHABETICAL ORDER**

PAYEE	VOUCHER TOTAL	# OF CLAIMS
D Continued		
DALTON MARSHA	18,765.00	14
DAMM JOHN EDWARD ED	13,475.00	7
DAVIS CHRISTOPHER A	5,781.63	17
DAVIS KATHY J	107.50	1
DEAK DAVID S	43,934.50	72
DEAN CHRISTOPHER LC	19,399.04	43
DEMOSS DAVID B	16,140.15	34
DESBROW SANDRA M	3,608.85	8
DETCHE PAUL S INC	5,527.32	14
DILLON WELLS H	152,319.07	165
DILS JAN	3,458.93	3
DONNELLY CARBONE & BLAYDES PLLC	62,121.08	130
DOOLEY KATHERINE L	9,808.73	13
DOTSON ANGELA S	578.25	1
DOUGLAS JEFFREY J LAW OFFICE OF	875.00	1
DOUGLASS ERNEST M	38,441.96	133
DOWNING MARVIN L	769.30	1
DRAKE BEVERLY ANN	6,602.63	25
DUNAWAY MARY L	531.30	1
DUTY WILLIAM H	59,228.50	110
DYER THOMAS G	19,910.00	8
E		
EACHUS MICHAEL N	6,974.02	9
EAKIN DONALD E JR	650.00	1
EASTERN PSYCHOLOGICAL SERVICES INC	1,290.00	2
EDWARDS JAMES BRYAN	5,263.54	5
EILAND & BENNETT	14,733.20	9
EINREINHOFER JOHN	869.50	3
EKENASI GEOFFREY I	25,856.50	17
ELKIN KAREN	250.25	1
ELLEM JOHN N	31,132.84	150
ELSWICK & RICHARDSON PLLC	3,377.24	2
ELSWICK SCOTT E LAW OFFICE OF LC	7,915.41	15
ERHARD CRAIG P	36,697.04	62
ESPLIN PHILLIP W PC	2,400.00	1

**WEST VIRGINIA PUBLIC DEFENDER SERVICES
 APPOINTED COUNSEL FEES & EXPENSES PAID
 FISCAL YEAR 2006
 ALPHABETICAL ORDER**

PAYEE	VOUCHER TOTAL	# OF CLAIMS
E Continued		
ESPOSITO & ESPOSITO	45,379.20	74
ESPOSITO THOMAS E	10,701.73	18
ESTUPINAN-KANE LAURA PHD	1,500.00	1
F		
FAMILY & MARITAL COUNSELING CENTER INC	450.00	1
FAMILY SERVICE OF KANAWHA VALLEY INC	60.00	1
FARNSWORTH MICHAEL D JR	32,963.92	94
FAST THOMAS K	12,202.98	12
FERDA BRIAN T	5,110.00	6
FERGUSON LISA WEESE	39,568.41	54
FERRIS HOWARD M	84,486.00	256
FIELDS & BOGGS PLLC	10,157.02	34
FILE PAYNE SCHERER & FILE	7,826.36	4
FISHER CONSTANCE J	21,074.99	68
FITTRO JONATHAN	76,688.31	34
FITZ STEPHEN S	52,262.65	80
FITZWATER TRAVIS R	1,049.80	2
FLANIGAN JAMES L	37,958.01	39
FLINCHUM R KEITH	85,969.69	132
FOLICKMAN PAMELA R LAW OFFICE OF	11,566.25	32
FOLWELL NORMAN L	10,953.89	85
FORD DAVID A	1,958.15	1
FORD LAW FIRM	319.50	5
FORECON INC	772.50	1
FORENSIC PSYCHIATRY PLLC	8,570.00	9
FORESTER WILLIAM T	53,364.68	117
FORMAN & HUBER LC	5,108.31	2
FOWLER LAWRENCE D	750.00	1
FRAGILE PAT C	3,868.56	4
FRANCIS ERIC M	23,529.19	21
FRANKOVITCH ANETAKIS COLANTONIO & SIMON	32,208.52	36
FREEMAN & NIEZGODA PLLC	61,697.35	73
FREMOUW WILLIAM J FORENSIC CLINICAL PSYCHOLOGIST	7,500.00	5
FRIEND & ROZAS LLC	1,046.25	3
FROBLE MICHAEL E	3,723.00	3

**WEST VIRGINIA PUBLIC DEFENDER SERVICES
 APPOINTED COUNSEL FEES & EXPENSES PAID
 FISCAL YEAR 2006
 ALPHABETICAL ORDER**

PAYEE	VOUCHER TOTAL	# OF CLAIMS
F Continued		
FROST JAMES L MD	2,082.50	1
FULLEN FLOYD R	8,108.86	20
G		
GALFORD RANDALL W	1,156.09	7
GALL D CONRAD	9,871.66	22
GARDNER & CYRUS & ADKINS	1,460.00	1
GARDNER & JACKSON	19,305.24	39
GARRETT & GARRETT	59,275.97	46
GARRETT LINDA NELSON PLLC	34,750.23	49
GEARY & GEARY LC	32,790.19	39
GIANOLA BARNUM & WIGAL LC	27,400.86	1
GIATRAS LAW FIRM PLLC	301.99	1
GIBSON MICHAEL F	28,485.92	61
GIGGENBACH MELISSA J	815.88	1
GLANDEN NATHAN	1,204.06	2
GLOVER CHRISTINE L	4,953.29	1
GOAD BETTY A MD PLLC	2,300.00	2
GODFREY ROBIN L	1,134.50	2
GORDON MARGARET A B	110,022.40	58
GRAY RONALD T	9,963.38	4
GREENE JUDITH A	1,620.05	3
GREGORY BETTY SUE CLARK	18,188.91	12
GREINER & CYRUS LC	14,443.27	26
GRINDO DANIEL R LAW OFFICE OF PLLC	24,104.51	36
GRUBB DAVID L	514.00	1
GRUBB JASON R	20,827.40	38
GRUNAU DAVID M	10,841.52	19
GUILLS & VIA PLLC	2,267.80	11
GUTMANN RICHARD M LC	42,625.99	63
H		
HACKNEY JOHN G JR	10,809.00	23
HAGAN LEIGH D PHD PC	4,426.42	1
HAGER HARRY L	32,220.00	617
HALL DWIGHT R	53,605.53	98

**WEST VIRGINIA PUBLIC DEFENDER SERVICES
 APPOINTED COUNSEL FEES & EXPENSES PAID
 FISCAL YEAR 2006
 ALPHABETICAL ORDER**

PAYEE	VOUCHER TOTAL	# OF CLAIMS
H Continued		
HALL JEANNE S	1,309.20	3
HALL KAREN L	9,160.51	25
HALL LAURA ANNE	1,761.25	2
HALLINAN JACQUELINE A	13,067.90	17
HAMILTON BURGESS YOUNG & POLLARD PLLC	24,288.49	31
HAMILTON CHARLES R	25,328.60	51
HAMILTON NEAL J	2,564.98	8
HAMNER PSYCHOLOGICAL SERVICES	662.50	2
HANCOCK & SEARS	70,446.47	44
HARDING J MICHAEL	1,487.50	1
HARLOW JEFFREY L PHD PLLC	2,500.00	1
HARMAN MARLA ZELENE	36,351.35	35
HARMON-SCHAMBERGER BARBARA A	23,463.82	38
HARRINGTON TRAVERS R JR	3,473.90	5
HARRIS & HOLMES LAW OFFICE PLLC	21,769.40	5
HARRIS CHRISTIAN R	4,007.50	1
HART DAVID W	14,048.67	29
HARTMAN & HARTMAN PLLC	81,995.30	102
HARVEY & JANUTOLO	85,826.50	68
HARVIT & SCHWARTZ LC	573.32	1
HASSAN RONALD D	54,812.25	60
HATFIELD HARRY M	40,499.24	39
HATFIELD MCGINNIS E JR	4,910.50	2
HATFIELD RONALD H JR	11,539.27	23
HAUGHT IRA M	142,828.75	93
HAWKINS JAMES E JR	40,320.96	359
HAYDEN & HART PLLC	14,483.62	23
HAYNIE BELINDA A	5,599.43	9
HAZARD SPRAGUE W LAW OFFICE OF LC	392.00	3
HEDGES JONES WHITTIER & HEDGES	4,773.00	17
HEIL LIESELOTTE MARIE	4,843.82	5
HENDERSON & FUDA	28,593.16	62
HENDRICKS PETER A	14,337.98	6
HERNDON STEPHEN D	25,419.52	15
HERRON-RICE TRACY P	386.20	2
HEWITT & SALVATORE PLLC	19,152.63	31

**WEST VIRGINIA PUBLIC DEFENDER SERVICES
 APPOINTED COUNSEL FEES & EXPENSES PAID
 FISCAL YEAR 2006
 ALPHABETICAL ORDER**

PAYEE	VOUCHER TOTAL	# OF CLAIMS
H Continued		
HEWITT CHARLES WILLIAM	18,200.00	12
HEWITT JENNIFER DAY	1,359.00	2
HICKS NATHAN A PLLC	41,790.14	21
HILL DAVID L	6,895.83	26
HILL PATRICIA TOLLE	32,550.04	32
HILLCREST BEHAVIORAL HEALTH SERVICES	1,500.00	1
HIVELY HERBERT L II	41,522.52	107
HOBBS MARK E	13,079.70	10
HODGES & RIFFLE PLLC	9,474.20	28
HOLICKER RICHARD E	37,265.85	174
HOLLANDSWORTH RICHARD W	19,728.10	12
HOLROYD FRED F III	3,240.28	12
HOLUB KAREN S	558.25	2
HOOVER RANDY D	4,161.50	12
HOOVER WILLIAM R	273.00	4
HOPKINS VIRGINIA JACKSON	34,620.35	14
HOTT GARY	520.00	3
HOUSTON & CLARK PLLC	1,709.50	1
HOWLEY LOREN B	18,051.77	37
HUFFMAN WILLIAM O	29,730.30	44
HUGHART KEVIN W	82,625.22	81
HUNT & SERRENO	48,424.84	34
HUNTER STEVE ASSOCIATES LC	4,531.90	1
HURLEY GREGORY S	8,286.25	11
HYER & LITTLEPAGE	67,232.17	55
HYLTON GARY H	1,403.98	1
I		
INTEGRATED SERVICES GROUP INC	4,500.00	1
INVESTIGATION DIVISION INC	8,498.47	8
ISNER JUDITH A	164,782.94	191
IWAUN BARBARA A	308.00	1
J		
JACKSON & KELLY PLLC	4,436.59	2
JACKSON-GILLISON HELEN L	4,932.42	6

**WEST VIRGINIA PUBLIC DEFENDER SERVICES
 APPOINTED COUNSEL FEES & EXPENSES PAID
 FISCAL YEAR 2006
 ALPHABETICAL ORDER**

PAYEE	VOUCHER TOTAL	# OF CLAIMS
J Continued		
JACOVETTY GERALD G JR LC	210,701.39	429
JAMES RICHARD L	3,782.26	8
JARRELL ROBERT STEPHEN	80,205.11	168
JAWORSKI MICHELLE L	269.50	1
JDL & ASSOCIATES	2,510.61	9
JENKINS JOSEPH L	1,192.46	3
JOHNS JOHN DANIEL	1,077.70	1
JOHNSON ROY L	2,941.40	8
JOHNSTON HOLROYD & ASSOCIATES	37,151.50	71
JONES BENNY G	3,548.00	7
JONES STEVEN A LC	17,578.98	32
JORY & SMITH	855.43	1
JUBA-PLUMLEY ROSALEE	2,976.00	6
JUDY & JUDY	14,780.47	36
K		
KALWAR NISAR A LC	6,416.31	8
KARICKHOFF DAVID	66,016.96	131
KARR DAVID JR	9,720.69	15
KARR THOMAS B	6,352.50	81
KATZ CONSULTING GROUP LLC	3,560.00	2
KATZ KANTOR & PERKINS	8,426.52	9
KAUFMAN KEVIN S	5,503.60	7
KAYSER LAYNE & CLARK PLLC	9,424.40	19
KEENER RAYMOND III	79,015.26	676
KEESEY RYAN HAMILTON	434.00	1
KELLEY SHAMELLE D	5,974.15	11
KEMP RICHARD H	2,165.65	1
KERN FRANKLIN W LC	2,341.50	7
KERNS TIMOTHY J	9,168.00	13
KESNER KESNER & BRAMBLE PLLC	542.80	6
KHAN ASAD H	7,925.00	7
KIGER WILLIAM E	250.00	1
KIRK THOMAS L	33,812.51	27
KIRKPATRICK & HAYDEN LAW OFFICE PLLC	17,787.47	22
KLATT W HOWARD	15,998.63	13

**WEST VIRGINIA PUBLIC DEFENDER SERVICES
 APPOINTED COUNSEL FEES & EXPENSES PAID
 FISCAL YEAR 2006
 ALPHABETICAL ORDER**

PAYEE	VOUCHER TOTAL	# OF CLAIMS
K Continued		
KLIE ERIKA H	1,570.85	5
KLM INVESTIGATIONS	12,641.71	23
KOSTENKO KRIS	4,114.50	4
KRADEL PAUL F	10,850.00	4
KRATOVIL & AMORE PLLC	37,263.82	49
KRIEG FRED JAY PHD & ASSOCIATES PLLC	1,600.00	1
KROGER THOMAS W	5,690.00	49
KRUGMAN SCOTT DANIEL	375.00	1
KUPEC THOMAS W	1,471.50	8
KURELAC PATRICIA A	18,202.55	11
L		
LA NEVE TODD F	5,561.30	7
LACARIA PHILIP A	36,110.00	44
LAISHLEY JOHN	41,493.49	61
LAMP PAT	5,675.65	20
LANE DANNY INC	29,034.89	4
LANE PAUL E	28,570.16	27
LASH FRANKLIN W	27,099.71	28
LAZENBY K BRUCE	1,520.00	7
LECRON SUSAN SOMMER	215.60	1
LEFLER CHRISTOPHER D	31,701.92	71
LEISURE TINA M	650.00	2
LEROSE ANTHONY	2,395.50	10
LESTER WILLIAM M	125,200.12	139
LEVIN MARTIN	2,750.00	4
LEWIS AMANDA L	8,354.52	4
LINDBERG MARC A	4,000.00	1
LOCKWOOD & LOCKWOOD	16,874.50	20
LOUDERBACK ROBIN R	34,149.00	210
LUNSFORD WILLIAM G	511.20	2
LUPARDUS TIMOTHY P	51,926.22	92
LUSK KYLE G	1,702.28	2

**WEST VIRGINIA PUBLIC DEFENDER SERVICES
 APPOINTED COUNSEL FEES & EXPENSES PAID
 FISCAL YEAR 2006
 ALPHABETICAL ORDER**

PAYEE	VOUCHER TOTAL	# OF CLAIMS
M		
MACCORKLE LAVENDER CASEY & SWEENEY PLLC	405.00	2
MACDONALD ROBERT J AGENCY INC	3,581.95	4
MANCINI STEVEN K	30,915.42	41
MANI & ELLIS PLLC	1,949.26	6
MANSUETTO - COVILLE PSYCHOLOGICAL SERVICES PLLC	700.00	1
MANYPENNY J PERRY	42,402.29	56
MAREDA L REYNOLDS	800.00	1
MARSTELLER DEREK W	18.00	1
MARTIN ROBERT G	650.00	1
MARTINO GARY J	23,414.50	45
MASON JENNIFER KEADLE	2,162.99	5
MATKO EDMUND	5,317.04	10
MAUSER BERNARD R	10,164.75	29
MAYNARD TERESA D	16,093.46	9
MAZZEI ROCCO E	62,401.27	62
MCCAMIC SACCO PIZZUTI & MCCOID PLLC	19,013.88	4
MCCAULEY RANDALL P	2,001.50	1
MCCAULEY ROBERT E	4,133.74	3
MCCOID ROBERT G	79,322.44	121
MCCOY JAMES A JR	35,834.50	33
MCCUE LISA V	10,939.66	33
MCDERMOTT DANA P	37,398.03	12
MCDONALD PATRICIA A	292.60	2
MCGINLEY JENNIFER	2,147.43	3
MCGRAW WARREN R II	83,114.50	69
MCINTYRE RHONDA M	11,802.62	20
MCINTYRE-NICHOLSON RACHELLE D	18,680.14	38
MCMILLION BEN	37,921.28	21
MCNEER HIGHLAND MCMUNN & VARNER LC	70,541.07	75
MCNEILL GEORGE W	1,254.00	2
MCQUEEN & MURPHY LC	6,245.55	1
MEADOWS JENNIFER J	3,784.55	1
MERRIFIELD RODNEY B	12,418.50	8
METZ TAMARA J	4,935.75	5
MICHAEL NELSON M LC	16,341.27	32
MILLER & DRAKE LC	30,017.19	53

**WEST VIRGINIA PUBLIC DEFENDER SERVICES
 APPOINTED COUNSEL FEES & EXPENSES PAID
 FISCAL YEAR 2006
 ALPHABETICAL ORDER**

PAYEE	VOUCHER TOTAL	# OF CLAIMS
M Continued		
MILLS & WAGNER PLLC	56,733.14	10
MILLS TERRY C	533.60	1
MINTZER SAROWITZ ZERIS LEDVA & MYERS LLP	3,242.03	9
MOFFATT CHRISTOPHER G	18,780.32	27
MOLESSA HEATHER IRELAND	3,981.15	2
MONES PAUL	8,826.70	3
MOORE DAVID K	13,977.40	12
MOORE RICO R	1,530.00	6
MORAN CATHERINE JANE	8,140.00	16
MORGAN DENNIE S JR	12,799.16	11
MORGAN E LAVOYD JR	10,380.57	17
MORGAN EDWARD WARD	1,760.20	2
MORGAN THEODORE E	26,545.16	32
MORGAN TONY	20,686.00	30
MORGANTOWN PASTORAL COUNSELING CENTER INC	2,700.00	3
MORRISON STEPHEN M	6,240.89	2
MORTON BELINDA S	1,094.50	1
MOSBY MARIE	734.87	1
MOSES JOSEPH J	35,609.93	23
MOUNTAIN STATE BEHAVIORAL HEALTH	11,425.00	2
MOUNTAIN STATE PSYCHOLOGICAL SERVICES PLLC	1,650.00	3
MOUNTS MICHAEL E	37,143.71	29
MOUNTS TONYA L LC INC	4,061.82	3
MOYE DAVID O	12,866.52	26
MULDOON JAMES A	20,127.42	27
MULLENS & MCGUIRE PLLC	4,832.50	15
MULLENS R MIKE & ASSOCIATES LC	20,426.30	46
MULLENS SHARON M	24,273.00	38
MULLINS CHARLES B II	163,296.00	94
MURPHY S SEAN LC	30,279.57	67
MUSGRAVE RAYMOND G	13,575.78	20
MYERS HEIDI J	226,028.05	105
N		
NANNERS & WILLETT LC LAW OFFICES OF	115,797.05	120
NAVY L VICTOR	35,926.53	70

**WEST VIRGINIA PUBLIC DEFENDER SERVICES
 APPOINTED COUNSEL FEES & EXPENSES PAID
 FISCAL YEAR 2006
 ALPHABETICAL ORDER**

PAYEE	VOUCHER TOTAL	# OF CLAIMS
N Continued		
NAZZARO DOLORES M	200.00	1
NEISWONGER & WHITE	46,472.78	201
NESSSEL KERRY A	91,010.37	58
NESTOR JASON A	16,594.40	48
NESTOR WILLIAM T PLLC	13,653.11	31
NEW STEPHEN P LC	26,254.52	53
NEWBOLD WILEY W	47,671.50	51
NICHOLS & SKINNER LC	20,569.30	22
NOGAY CATHRYN A	66,566.04	25
NOONE ROBERT T	60,071.41	53
NOVOBILSKI JEROME R	22,357.00	66
O		
OHIO VALLEY LAW CENTER PLLC	12,337.72	20
OHIO VALLEY MEDICAL CENTER	1,500.00	1
OOTEN GRAYDON C JR	29,991.55	37
ORCHID CELLMARK INC	4,059.09	2
ORNDORFF DAVID L	7,147.28	14
ORTEZA AILYNN MAE	51,068.76	16
OSHOWAY F JOHN	23,735.60	35
OURS JOHN G	17,640.00	22
P		
PAESANI STEPHEN D	681.85	1
PAINTER & ASSOCIATES LLC	3,863.02	7
PALMER & TITUS	483.59	2
PALMER JAMES J III	3,277.40	1
PANCAKE F CODY III	76,879.74	68
PANEPINTO MARK D	21,279.04	19
PARKULO JOHN F	9,005.50	11
PARMER LAW OFFICE	43,926.68	70
PARTAIN GEORGE L	62,375.83	140
PATTERSON CLAYTON W	1,098.94	5
PATTERSON THOMAS K	1,077.00	5
PATTON ANDREW C	39,131.39	65
PAUGH SUSAN K	558.40	1

**WEST VIRGINIA PUBLIC DEFENDER SERVICES
 APPOINTED COUNSEL FEES & EXPENSES PAID
 FISCAL YEAR 2006
 ALPHABETICAL ORDER**

PAYEE	VOUCHER TOTAL	# OF CLAIMS
P Continued		
PAULEY PERRY W JR	2,765.50	25
PAXTON SUSAN M	10,834.03	25
PAYNE MICHAEL D	19,304.29	20
PAYNE WILBERT A	8,505.00	30
PEARSE RONALD D ED D	800.00	2
PELLEGRIN MARK P	32,490.50	65
PENCE DAVID	58.00	1
PENNINGTON DEANNA L	13,042.78	25
PENNINGTON WILLIAM L	34,241.14	118
PERRY DAVID D	14,057.09	3
PETERS LARRY A INC	10,761.13	17
PEYTON HARVEY D	28,537.36	31
PHILLIPS GARDILL KAISER & ALTMAYER	2,023.14	1
PHILLIPS P TODD	24,546.36	31
PHILLIPS PAUL H	1,367.66	2
PIERSON STEFANI A	8,620.76	12
PLUM C ED	1,220.44	4
POLING STEPHANIE S	150.50	1
POOL JAMES M	1,302.50	2
POSTALWAIT KEVIN B	62,310.48	90
POWELL & MAJESTRO PLLC	23,004.94	19
POWELL CAROLINE STAFFORD	58,975.65	60
POWELL JAMES CORBLEY	78,346.50	78
POWELL JAMES MILTON	98,721.11	99
PRALL THOMAS J	53,590.69	141
PRATT LENA D	31,937.00	67
PRENTICE TIMOTHY H	37,274.93	84
PRESERVATI LAW OFFICES PLLC	7,217.92	9
PRESTON & WEESE LC	15,417.23	19
PRICE LOUIE T	10,009.01	17
PRIMARY PSYCHOLOGICAL CARE PLLC	5,300.00	4
PRITT JEFFRY A	7,419.42	5
PSYCH SERVICES ASSOCIATES INC	4,625.00	2
PSYCHOLOGICAL ASSESSMENT INTERVENTION SERVICES	400.00	1
PSYCHOLOGICAL CONSULTING INC	5,737.50	10
PSYCHOLOGICAL HEALTH ASSOCIATES LTD	5,252.60	4

**WEST VIRGINIA PUBLIC DEFENDER SERVICES
 APPOINTED COUNSEL FEES & EXPENSES PAID
 FISCAL YEAR 2006
 ALPHABETICAL ORDER**

PAYEE	VOUCHER TOTAL	# OF CLAIMS
P Continued		
PSYCHOLOGICAL RESOURCES INC	450.00	1
PULLIN FOWLER & FLANAGAN PLLC	145,327.01	113
PYLES HAVILAND TURNER & SMITH LLP	70,376.58	103
R		
RADCLIFF PATRICK LC	112,725.80	69
RADCLIFF PATRICK N	2,157.72	3
RADMAN SCOTT S	115,761.95	204
RAGUS MORRIS E	500.00	1
RATLIFF DEBRA LYNN	286.05	1
RATLIFF DOUGLAS M	4,009.71	3
RAY WINTON & KELLEY PLLC	4,662.75	10
REASOR MARK J	1,000.00	1
REDMOND LARRY WAYNE	6,519.89	8
REECE RONALD L	1,276.02	2
REED & REED	815.99	3
REED KIMBLE PLLC	5,597.51	14
REEDER & DUNHAM PLLC	31,022.56	58
REEP CORNELIA	44,731.23	50
REGER JACOB E	14,312.21	16
REYNOLDS & BROWN PLLC	107,042.66	130
RICE WILLIAM T	117,269.52	82
RICHARDSON RICHARDSON & CAMPBELL	6,542.11	19
RIGSBY MICHAEL E	8,058.10	15
RILEY & COOKMAN PLLC	10,366.30	9
ROHRIG RANDAL W	4,223.31	18
ROBINSON & MCELWEE	398.41	1
RODGERS JEFFREY S	38,150.18	86
RODIN HAROLD F	1,300.00	2
RODRIGUEZ KENNETH M	4,217.66	8
ROEBUCK JESSICA MARIE	9,498.50	1
ROKISKY JEFFREY J	32,326.84	69
ROLL W DAN	50,565.99	93
ROLLO EDMUND J	34,465.50	31
ROLLO LANCE E	38,011.97	193
ROMAIN JULIE GOWER	55.00	1

**WEST VIRGINIA PUBLIC DEFENDER SERVICES
 APPOINTED COUNSEL FEES & EXPENSES PAID
 FISCAL YEAR 2006
 ALPHABETICAL ORDER**

PAYEE	VOUCHER TOTAL	# OF CLAIMS
R Continued		
ROMANO & MILEY	1,858.19	4
ROOP PAUL W	538.92	2
ROOP SMITH & ROOP LAW OFFICE	5,936.00	11
ROSE JOAN A	14,547.83	20
ROSENLIEB DUANE C JR	55,409.72	95
ROSINSKY LAW OFFICE LC	29,494.52	16
ROTH LEGAL SERVICES LC	51,437.03	53
RUDDLE CARRIE	1,249.00	2
RUGGIERO HEATHER M	770.58	2
RUMORA RONALD J	894.00	4
RUNDLE & RUNDLE LC	34,125.50	117
RUNDLE JULIET WALKER	17,040.50	46
RUSSELL MELINDA L	4,002.96	1
RYAN ANITA A LLC	400.00	1
RYAN KOURTNEY A	16,693.00	7
RYAN WILLIAM D	11,310.11	40
RYMER & FURBEE	608.50	2
S		
SADLER CHARLES A	280.44	1
SAFFER MARTIN V	47,912.50	25
SAL NATALIE J	12,985.96	9
SAMMONS OLIVERO & PARASCHOS PLLC	1,463.39	4
SANDERS AUSTIN FLANIGAN & ABOULHOSN	56,915.04	65
SANTER & SANTER	27,419.93	69
SAVILLE & STEWART PLLC	22,837.55	51
SAVILLE ROYCE B	684.58	4
SAYRE TERRY D	262.00	1
SCHARF WILLIAM H	655.50	1
SCHEETZ CHRISTOPHER A	48,143.26	51
SCHEIDLER SAMUEL H	500.00	1
SCHILLACE LAW OFFICE	489.22	1
SCHIRO GEORGE J JR	906.25	1
SCHRADER BYRD & COMPANION PLLC	2,637.74	2
SCOTT CINDY S	14,681.36	20
SEE & SEE	34,322.13	41

**WEST VIRGINIA PUBLIC DEFENDER SERVICES
 APPOINTED COUNSEL FEES & EXPENSES PAID
 FISCAL YEAR 2006
 ALPHABETICAL ORDER**

PAYEE	VOUCHER TOTAL	# OF CLAIMS
S Continued		
SELLARO AMBER URTSO	4,433.20	10
SELLARO JOSEPH M	2,768.66	13
SHAFFER & SHAFFER	28,226.46	22
SHAFFER ANNE E	1,000.00	1
SHARLEY MICHAEL J	21,612.74	29
SHAW & TATTERSON LC	66,092.47	141
SHAY DANA R	35,425.15	42
SHEEHAN & NUGENT PLLC	62,108.12	7
SHENANDOAH VALLEY MEDICAL SYS INC	1,900.00	2
SHEPHERD JAMES W	1,470.50	7
SHERMAN LAWRENCE E JR LC	39,353.04	70
SHOUGH SCOTT A	32,817.21	98
SIGLEY TERRY LAURITA	1,662.50	1
SIGMAN H E GENE	596.42	2
SILLS LEAH SMITH	1,846.81	2
SIMMERMAN LAW OFFICE PLLC	4,446.62	5
SIMMONS & SIMMONS LC	13,428.24	7
SIMMONS EUGENE M	13,999.70	17
SIMMONS HUNTER D	24,719.16	72
SIMPKINS JEFFREY S	20,961.60	89
SIMS DAVID A	13,015.49	9
SIRK TIMOTHY M	21,479.20	33
SIZEMORE DONALD	2,952.84	1
SKAGGS G ERNEST	102,567.65	112
SKEEN KENNAD L	6,266.00	2
SKEEN KENNAD LEE II	29,024.45	24
SMART DOCUMENT SOLUTIONS LLC	996.20	1
SMITH & SCANTLEBURY LC	41,829.36	61
SMITH CHRISTINA L	3,740.86	2
SMITH CLARENCE T JR	649.31	1
SMITH CLINTON W	8,353.50	21
SMITH COURTLANDT	3,103.61	9
SMITH GREG K	8,179.53	6
SMITH JAMES E II	1,406.00	1
SMITH JANET S	918.00	2
SMITH LILLY & BALL PLLC	1,755.00	10

**WEST VIRGINIA PUBLIC DEFENDER SERVICES
 APPOINTED COUNSEL FEES & EXPENSES PAID
 FISCAL YEAR 2006
 ALPHABETICAL ORDER**

PAYEE	VOUCHER TOTAL	# OF CLAIMS
S Continued		
SMITH MARGARET D	1,617.49	4
SMITH MCMUNN & GLOVER PLLC	31,172.38	27
SMITH MICHAEL CLAY	30,429.73	22
SNYDER & HASSIG	30,053.57	40
SOLUTIONS OUTPATIENT SERVICES INC	675.00	3
SOS SERVICES INC	450.00	1
SPADARO LAURA E	5,818.05	7
SPARACINO ANTHONY J JR	5,710.00	5
SPAULDING BERNARD L	10,066.90	23
SPILMAN THOMAS & BATTLE PLLC	4,882.46	6
SPONAUGLE & SPONAUGLE	4,962.50	15
SPONAUGLE KEVIN C	61,529.87	69
SPRIGGS LISA F	6,398.13	4
SPURLOCK JAMES E	36,228.27	45
STACY CHARLES A	220.00	1
STANTON G PATRICK JR	8,356.20	15
STANTON GEORGE P III	5,877.50	5
STANTON SHIRLEY J	4,633.00	7
STAPLETON LAW OFFICES LC	5,500.00	1
STEELE THOMAS G	681.89	2
STEPHENS GLORIA M	83,603.88	25
STEPTOE & JOHNSON	47,281.86	27
STEWART JOYCE E	2,275.50	4
STEWART ROBERT D	10,167.61	33
STOLLINGS HARLEY E	10,992.51	20
STONE ROBERT C JR	3,247.81	2
STONESTREET WILDA F	212.00	1
STOVER WILLIAM D	5,060.50	8
STRESKI MELANIA D	885.15	1
STURM & STURM	15,992.95	73
SUMMERS WILLIAM B	76,197.00	141
SUPPLE JOE M	960.50	1
SUTTON & JANELLE PLLC	48,156.31	45
SYLVAN LEARNING CENTER	200.00	1

**WEST VIRGINIA PUBLIC DEFENDER SERVICES
 APPOINTED COUNSEL FEES & EXPENSES PAID
 FISCAL YEAR 2006
 ALPHABETICAL ORDER**

PAYEE	VOUCHER TOTAL	# OF CLAIMS
T		
TASA GROUP INC	5,450.00	3
TATE REBECCA L	41,839.46	46
TAYLOR PAUL G	21,689.50	15
TAYLOR SHAWN PLLC	14,186.39	131
TEBAY ROBERT K III LC	14,864.39	39
TERANGO INVESTIGATIONS INC	967.04	1
THAXTON & JOHNSTONE	1,184.00	1
THOMAS SHANNON R	2,503.72	7
THOMPSON & WEATHERHOLT PLLC	36,661.82	108
THOMPSON CAMERON L	1,408.65	1
THORN & THORN LC	2,943.60	3
THORNE STEVEN M	43,191.00	94
THURMER JANET L	400.00	1
TISSUE PHILIP J	4,620.72	9
TOLER JESSICA L	3,432.00	1
TORRES GEORGE M	68,747.37	137
TORSNEY JACK R JR	3,380.00	4
TRAINOR GREGORY E	500.00	1
TREADWAY JOHN H JR	26,943.43	39
TREADWAY WENDY ZOLLA	835.00	2
TRI STATE REPORTERS INC	1,606.30	2
TRIPLETT & TRIPLETT LC	1,768.00	3
TRI-S INVESTIGATIONS INC	186,759.55	483
TROISI JOSEPH G	112,079.76	129
TRUMP & TRUMP LC	45,792.64	45
TUCKER GREGORY A	9,150.24	37
TULANE UNIVERSITY HEALTH SCIENCES CENTER	1,800.00	1
TWYMAN TODD A	6,078.94	10
TYREE EMBREE & ASSOCIATES PLLC	5,551.00	11
TYSON DAVID R	45,390.20	61
V		
VAN ZANT SUSAN J LC	13,437.02	11
VANMETER LERA K	4,926.24	3
VANNOSTRAND & MORTON	70,866.95	96
VAUGHAN BRADFORD A	75,675.92	111

**WEST VIRGINIA PUBLIC DEFENDER SERVICES
 APPOINTED COUNSEL FEES & EXPENSES PAID
 FISCAL YEAR 2006
 ALPHABETICAL ORDER**

PAYEE	VOUCHER TOTAL	# OF CLAIMS
V Continued		
VENEZIA LAW OFFICES LC	148.50	1
VERIFY INC	1,349.85	2
VICTOR VICTOR & HELGOE LLP	186,008.18	146
VIEWEG GEORGE B III	13,042.10	18
VIEWEG MARK E	2,061.78	2
VINCENT SHARON L	72.00	1
VITAL RICHARD L	12,179.00	17
VITAL ROBERT E LC	3,027.90	1
VOLUSIA REPORTING COMPANY	469.00	1
W		
WALKER JAMES A	17,778.38	31
WALKER LELA	2,299.80	16
WALKER MARI SULLIVAN INC	2,250.00	3
WALKER STEPHEN M	1,543.45	1
WALL RANDALL D	64,211.26	203
WALLACE LAW OFFICES LC INC	2,545.89	5
WALLACE MICHAEL K	22,545.00	41
WALTERS KRAUSKOPF & BAKER	7,733.71	12
WARMAN CHERYL L	54,385.30	66
WARREN KATHERINE LOUISE	766.15	1
WATERS WARNER & HARRIS	3,062.78	7
WATSON LESA F	5,013.05	1
WAUGH BRENDA	9,672.86	4
WEBB DAVID HAMILTON	39,461.30	65
WEBER & WEBER	9,949.62	24
WEDGEWOOD FAMILY PRACTICE & PSYCHIATRY	2,000.00	1
WEESE HEATHER M LAW OFFICE OF PLLC	17,916.31	49
WEESE ROGER R	11,022.50	14
WEESE TRACY	10,083.15	15
WELLS BRIAN WAYNE	3,672.00	2
WEST & JONES	11,934.62	30
WEST CHARLES STANFORD	7,397.00	2
WEST VIRGINIA UNIVERSITY MEDICAL CORPORATION	12,514.00	12
WETTSTEIN ROBERT M MD	4,884.50	1
WHIRLWIND INVESTIGATION & SECURITY INC	884.06	2

**WEST VIRGINIA PUBLIC DEFENDER SERVICES
 APPOINTED COUNSEL FEES & EXPENSES PAID
 FISCAL YEAR 2006
 ALPHABETICAL ORDER**

PAYEE	VOUCHER TOTAL	# OF CLAIMS
W Continued		
WHITE BRUCE M LAW OFFICE LC	11,331.71	48
WHITE H P LABORATORY INC	255.00	1
WHITE KEITH	97,993.92	272
WHITE MAX H PLLC	54,176.08	170
WHITE ROBERT S	4,375.00	5
WHITEMAN BURDETTE PLLC	186,291.88	246
WHITEMAN FRANCES C	48,220.94	41
WIEDEL DIANA CARTER	84,343.08	61
WILCHER GEOFFREY S	37,938.44	43
WILDMAN ERIC KEITH	23,006.07	39
WILLEY EDWARD N MD	6,834.38	1
WILLIAMS JOHN E JR	96,077.71	84
WILLIAMSON MAGANN & GURGANUS PLLC	2,445.06	9
WILLIS & CHATTIN	14,059.55	9
WILMOTH DAVID H LC	33,276.13	79
WILSON & LANTZ PLLC	417.37	1
WILSON CHRISTOPHER M LAW OFFICE PLLC	10,891.13	24
WILSON FRAME BENNINGER & METHENEY PLLC	239.50	1
WILSON SEAN	5,092.50	2
WINDOM RODNEY C	104,397.00	99
WINTER KURT J	3,175.00	11
WITT RICHARD C	2,227.35	3
WOLFE DORWIN J LC INC	4,161.03	7
WOLFE GARY J	6,660.88	8
WOLFE HAROLD B	1,780.38	1
WOLFINGBARGER BRENTTON W	2,461.35	7
WOODS FRED B	19,843.72	24
WOOTON LAW FIRM	31,499.89	43
WRIGHT DAYA MASADA	723.50	5
WRIGHT LACY W JR	21,194.61	11
WV NETWORK FOR EDUCATIONAL TELECOMP	69.50	1
WYATT W JOSEPH	5,326.20	3

**WEST VIRGINIA PUBLIC DEFENDER SERVICES
 APPOINTED COUNSEL FEES & EXPENSES PAID
 FISCAL YEAR 2006
 ALPHABETICAL ORDER**

PAYEE	VOUCHER TOTAL	# OF CLAIMS
Y		
YEAGER JOHN R JR	5,044.77	2
YOUNG MISSY L CCR	528.10	2
YOUNG MORGAN & CANN	1,109.50	1
YOUNG SHERI K	282.00	1
YOUNGER C CHRISTOPHER	7,743.50	7
Z		
ZIEGLER & ZIEGLER LC	68,518.22	128
ZIEGLER LARRY F	1,800.00	2
ZIMAROWSKI JAMES B ESQ	25,883.36	62
GRAND TOTAL	16,779,798.27	26,358