



WEST VIRGINIA

# DNR

ANNUAL REPORT 2023-2024

*almost heaven*



324 4th Avenue  
South Charleston, WV 25303

(304) 558-6200  
Fax: (304) 558-2768

## Websites

WVdnr.gov  
WVstateparks.com  
wonderfulWV.com

**Jim Justice**  
*Governor, State of West Virginia*

**James Bailey**  
*Secretary, Department of Commerce*

**Brett W. McMillion**  
*Director, Division of Natural Resources*

**Brian R. Bolyard**  
*Deputy Director of Operations*

**Wendy L. Greene**  
*Deputy Director of Legislative Affairs*

**Mark C. Collins**  
*Chief, Administration Section*

**Col. Bobby L. Cales**  
*Chief, Law Enforcement Section*

**Bradley R. Reed, Sr.**  
*Chief, Parks and Recreation Section*

**Matt J. Yeager**  
*Chief, Office of Planning, Engineering and Maintenance*

**Paul R. Johansen**  
*Chief, Wildlife Resources Section*

**Andrea Fout Tinsley**  
*Manager, Human Resources*

## Natural Resources Commissioners

Jeffrey S. Bowers – *Sugar Grove*  
Gregory K. Burnette – *Elkview*  
Tennis F. Cook – *Rock View*  
Thomas O. Dotson – *White Sulphur Springs*  
Janet Hamric Hodge – *Smithville*  
Jerod Harmon – *Buckhannon*  
David M. Milne – *Bruceton Mills*

The West Virginia Division of Natural Resources Annual Report 2023-2024 is published by the Division of Natural Resources and the Department of Commerce Communications.

It is the policy of the Division of Natural Resources to provide its facilities, services, programs and employment opportunities to all persons without regard to sex, race, age, religion, national origin or ancestry, disability, or other protected group status.

WVDNR programs receive federal financial assistance from the U.S. Fish and Wildlife Service. Under Title VI of the 1964 Civil Rights Act, Section 504 of the Rehabilitation Act of 1973, Title II of the Americans with Disabilities Act of 1990, the Age Discrimination Act of 1975, and Title IX of the Education Amendments of 1972. The U.S. Department of the Interior prohibits discrimination on the basis of race, color, national origin, age, sex, or disability.

If you believe that you have been discriminated against in any program, activity, or facility, or if you need more information, please write to:

Office of Diversity, Inclusion and Civil Rights  
Department of the Interior  
1849 C Street, NW  
Washington, D.C. 20240

---

# LETTER FROM THE DIRECTOR

Dear Governor Justice:

Transmitted herewith is the annual report for the West Virginia Division of Natural Resources for fiscal year July 1, 2023, through June 30, 2024.

This report contains a summary of the activities and projects undertaken by the WVDNR in the fulfillment of its statutory responsibilities of managing the state's renewable natural resources.

A detailed account of receipts and expenditures is also respectfully submitted, as prescribed by West Virginia Code, Chapter §20-1-7(17).

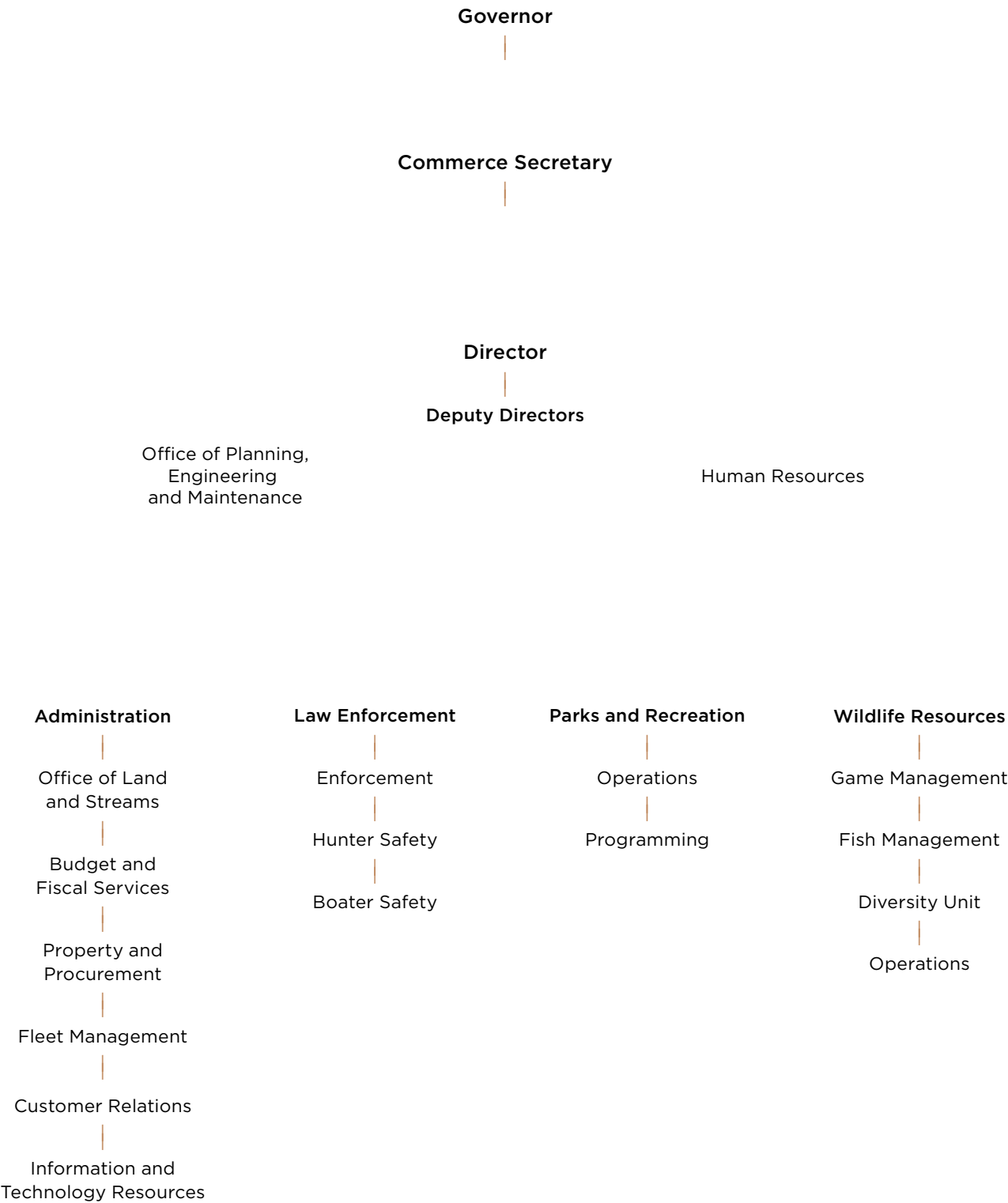
Sincerely,

Brett W. McMillion

BWM:kb

# ORGANIZATIONAL CHART

---







## Mission Statement

It is the statutory mission of the West Virginia Division of Natural Resources to provide and administer a long-range comprehensive program for the exploration, conservation, development, protection, enjoyment and use of the natural resources of the state of West Virginia.

## VISION STATEMENT

Clean water, healthy forests, diverse habitats and abundant wildlife that are responsibly managed, protected and utilized by all residents and visitors to West Virginia, maximizing the economic potential of the state's natural beauty and abundant recreational opportunities.

## GUIDING PRINCIPLES

- **Public Trust and Accountability.** The WVDNR is accountable to the public and operates in an open and transparent manner so public trust is maintained.
- **Stewardship.** The WVDNR is the steward of all the state's natural resources for present and future generations.
- **Partnerships.** The WVDNR proactively seeks out new partnership opportunities, both public and private, to position itself to best serve the stakeholders of West Virginia's natural resources.
- **Customer Service.** The WVDNR provides excellent service to all customers, both internal and external.
- **Diversity.** The WVDNR promotes not only diverse ecosystems, but diversity in the workplace so all stakeholders may benefit from the enjoyment of the state's natural resources.
- **Valued and Highly Skilled Staff.** The WVDNR supports the development of its staff and fosters an environment of collaboration and innovation so employees as well as the agency can reach full potential.

## BOARDS AND COMMISSIONS ON WHICH THE DIRECTOR SERVES

- West Virginia Natural Resources Commission §20-1-17(b)
- Wildlife Endowment Fund Advisory Board §20-2B-2
- West Virginia Public Land Corporation §5A-11-2(b)
- West Virginia Whitewater Commission §20-2-23(a)
- West Virginia Outdoor Heritage Conservation Fund Board §5B-2G-4(a)
- National Coal Heritage Area Authority §29-31-2(b)
- State Resiliency Office Board §29-30-2
- West Virginia State Parks and Recreation Endowment Fund Board §20-5A-2(b)

## EQUAL EMPLOYMENT OPPORTUNITY STATEMENT

It is the policy of the Division of Natural Resources to provide its facilities, services, programs and employment opportunities to all persons without regard to sex, race, age, religion, national origin, ancestry, disability or other protected group status.

# DISTRICT OFFICES

## DISTRICT 6

76 Conservation Way  
Parkersburg, WV 26104  
(304) 420-4550

## DISTRICT 1

1110 Railroad Street  
Farmington, WV 26571  
(304) 825-6787

## DISTRICT 2

1 Depot Street  
Romney, WV 26757  
(304) 822-3551

## DISTRICT 5

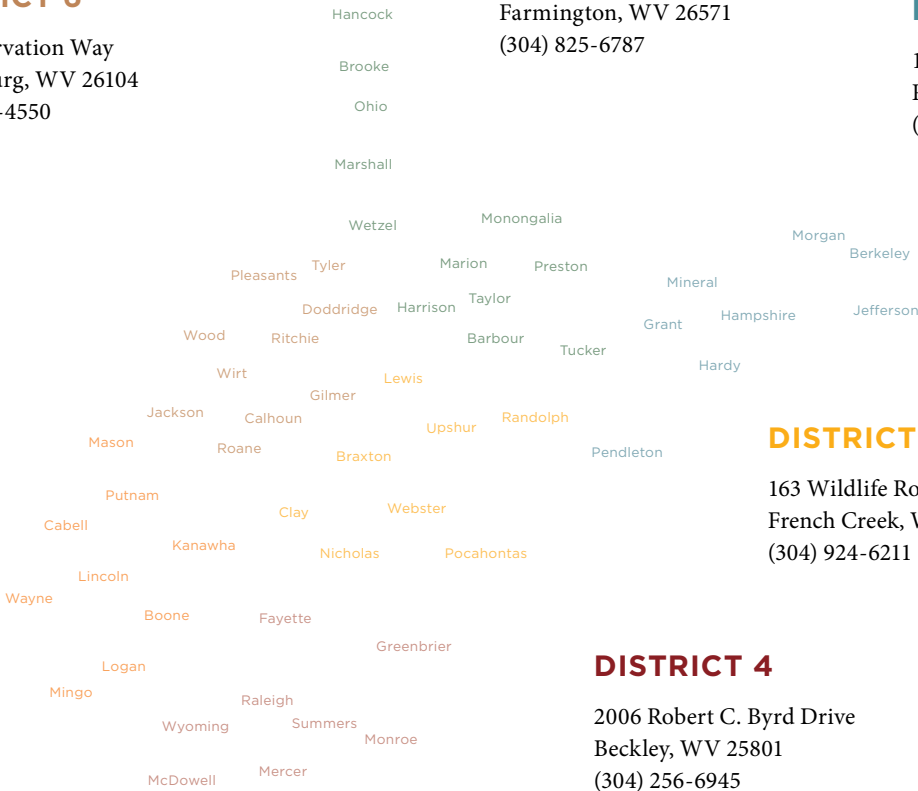
480 Forks of Coal Way  
Alum Creek, WV 25003  
(304) 756-1023

## DISTRICT 3


163 Wildlife Road  
French Creek, WV 26218  
(304) 924-6211

## DISTRICT 4

2006 Robert C. Byrd Drive  
Beckley, WV 25801  
(304) 256-6945



# STATE PARKS, FORESTS AND RECREATION AREAS





# WILDLIFE MANAGEMENT AREAS

## DISTRICT 1 (304) 825-6787

1. Bear Rocks Lake
2. Burches Run
3. Castlemans Run Lake
4. Cecil H. Underwood
5. Center Branch
6. Cheat Canyon
7. Cross Creek
8. Dents Run
9. Dunkard Fork
10. Fairfax Pond-Rehe
11. Hillcrest
12. Lantz Farm and Nature Preserve
13. Lewis Wetzel
14. Little Canaan
15. Little Indian Creek
16. Pedlar
17. Pleasant Creek
18. Pruntytown State Farm
19. Snake Hill
20. Teter Creek
21. Upper Deckers Creek

## DISTRICT 2 (304) 822-3551

22. Allegheny
23. Edwards Run
24. Fort Mill Ridge
25. Lost River
26. Nathaniel Mountain
27. Shannondale Springs
28. Short Mountain
29. Sideling Hill
30. Sleepy Creek
31. South Branch
32. Thorn Creek
33. Warden Lake
34. White Horse Mountain
35. Widmeyer

## DISTRICT 3 (304) 924-6211

36. Becky Creek
37. Big Ditch
38. Burnsville Lake
39. Elk River
40. Handley
41. Huttonsville
42. Slatyfork
43. Smoke Camp
44. Stonecoal Lake
45. Stonewall Jackson Lake
46. Summersville Lake
47. Valley Bend

## DISTRICT 4 (304) 256-6945

48. Anawalt Lake
49. Beury Mountain
50. Bluestone Lake
51. Daniels Ridge
52. Horse Creek Lake
53. Meadow River
54. Moncove Lake
55. Panther
56. Plum Orchard Lake
57. R.D. Bailey Lake
58. Tate Lohr
59. Tug Fork

## DISTRICT 5 (304) 756-1023

60. Amherst/Plymouth
61. Beech Fork Lake
62. Big South
63. Big Ugly
64. Bright McCausland Homestead
65. Chief Cornstalk
66. Chief Logan
67. East Lynn Lake
68. Green Bottom
69. Hilbert
70. Laurel Lake
71. Little Coal River
72. McClintic
73. Mill Creek
74. Tomblin
75. Upper Mud River

## DISTRICT 6 (304) 420-4550

76. Buffalo Run
77. Burning Springs
78. Conaway Run Lake
79. Elk Fork Lake
80. Federal Ridge
81. Frozen Camp
82. Hughes River
83. Little Kanawha River
84. Lynn Camp
85. O'Brien Lake
86. Ritchie Mines
87. Rollins Lake
88. Sand Hill
89. Sandy Creek
90. Stumptown
91. The Jug
92. Toll Gate
93. Turkey Run
94. Walker Creek
95. Wallback
96. Woodrum Lake

## STATE FORESTS (304) 558-2764

- A. Cabwaylingo
- B. Calvin Price
- C. Camp Creek
- D. Coopers Rock
- E. Greenbrier
- F. Kanawha
- G. Kumbrabow
- H. Seneca

## NATIONAL FORESTS Monongahela WMAs

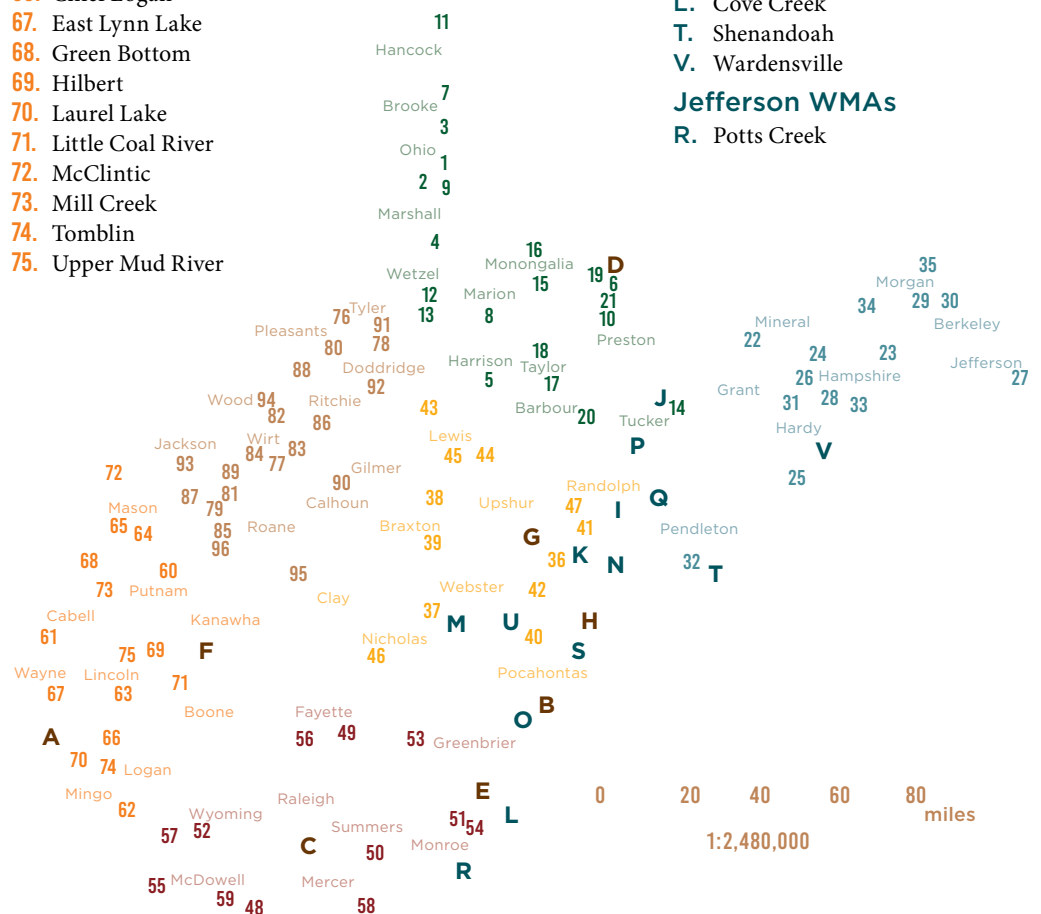
- I. Beaver Dam
- J. Blackwater
- K. Cheat
- M. Cranberry
- N. Little River
- O. Neola
- P. Otter Creek
- Q. Potomac
- S. Rimel
- U. Tea Creek

## George Washington WMAs

- L. Cove Creek
- T. Shenandoah
- V. Wardensville

## Jefferson WMAs

- R. Potts Creek



# TABLE OF CONTENTS

<b>Administration.....</b>	<b>2</b>
Human Resources.....	3
Fleet Management.....	3
Property and Procurement.....	3
Information and Technology Resources.....	3
Service Hits per Websites:.....	3
Customer Relations .....	4
Total License Sales .....	5
Budget and Fiscal Services .....	9
Statement of Disbursements – Fiscal Year 2023-2024 .....	10
Combining Statement of Revenues, Disbursements and Changes in Cash Balances Appropriated Funds .....	15
Combining Statement of Revenues, Disbursements and Changes in Cash Balances Non-appropriated Funds.....	21
Office of Land and Streams.....	34
Lands of the Division of Natural Resources.....	34
Land Acquisition.....	35
Oil and Gas Leasing.....	38
River and Stream Management .....	39
<b>Law Enforcement .....</b>	<b>40</b>
Law Enforcement Program .....	41
Officer Training .....	42
Hunter Education Program.....	43
Boating Safety Program.....	44
Whitewater Enforcement Program .....	45
The License/Privilege Revocation System .....	46
Law Enforcement Activity.....	47
Prosecutions.....	50
<b>Parks and Recreation .....</b>	<b>58</b>
Introduction .....	59
Overview .....	59
General Information .....	60
Individual Area and Section Activity Reports .....	64
<b>Planning, Engineering and Maintenance.....</b>	<b>76</b>
Overview .....	77
Parks and Recreation Section Projects .....	78
Wildlife Resources Section Projects .....	81
<b>Wildlife Resources .....</b>	<b>84</b>
Operations Unit .....	85
Game Management Unit .....	91
Fish Management Unit.....	96
Wildlife Diversity Unit .....	101
<b>Index.....</b>	<b>107</b>



WEST VIRGINIA  
**DNR**  
**ADMINISTRATION**

Mark C. Collins, *Chief*





The Administration Section provides services to all WVDNR offices in the areas of budgeting, accounting, investments, staffing, payroll, employee relations, employee benefits, workforce development, procurement, property management and control, fleet management, general services, computer application development and maintenance, customer relations and hunting and fishing license sales. It also publishes *Wonderful West Virginia* magazine.

This section has eight units: Office of the Chief, Human Resources, Fleet Management, Property and Procurement, Information and Technology Resources, Customer Relations, Budget and Fiscal Services and the Office of Land and Streams.



## Human Resources

The Human Resources office has 10 staff members working in three areas: Employee Relations, Workforce Development and Employment Services. During FY 2024, the Human Resources office processed 181 job postings, 983 new hires (64 permanent and 919 temporary), 36 resignations, 18 retirements, five transfers to other state agencies, one dismissal, 57 workers' compensation claims and 114 unemployment claims.

## Fleet Management

The Fleet Management office is managed by the Fleet Coordinator, who oversees all administrative tasks pertaining to WVDNR-owned vehicles (cars, trucks, boats, ATVs, UTVs and utility trailers). These tasks include fuel and maintenance management, titles and registration, inventory management, insurance, reimbursements of sold vehicles and driver safety training. During FY 2024, the WVDNR purchased 84 vehicles, three of which were used. The WVDNR received \$112,803.41 in reimbursements from vehicles that were sold. Under the direction of the Fleet Management office, the WVDNR received 100 percent compliance for the 2024 Driver Safety Training program.

## Property and Procurement

The Property and Procurement office has 10 staff members, including six District Radio Operators. Property and Procurement staff are responsible for the procurement of commodities and services for the WVDNR. During FY 2024, the office processed:

<b>Fixed Assets Added.....</b>	<b>547</b>
<b>Fixed Assets Retired.....</b>	<b>177</b>
<b>Agency Delivery Orders Completed .....</b>	<b>3,554</b>
<b>Master Agreements Awarded .....</b>	<b>7</b>
<b>Change Orders and Modifications Issued.....</b>	<b>263</b>
<b>Contracts under \$25,000 Issued .....</b>	<b>186</b>
<b>Contracts over \$25,000 Issued.....</b>	<b>116</b>

## Information and Technology Resources

The Information and Technology Resources office has one full-time staff member. The office performs IT support services, technology planning, project management and database and document services. This technical component of the Administration Section is charged with supporting business operations by utilizing and improving available technology.

### SERVICE HITS PER WEBSITES:

<b>WVdnr.gov .....</b>	<b>10,607,717</b>
<b>State Parks .....</b>	<b>14,080,800</b>
<b>Wonderful West Virginia Magazine.....</b>	<b>16,331</b>

## Customer Relations

Customer Relations consists of the Hunting and Fishing License Unit, the *Wonderful West Virginia* magazine staff and front desk operations at the South Charleston office and has a total of nine staff members.

*Wonderful West Virginia* magazine is an official publication of the West Virginia Division of Natural Resources. In FY 2024, staff mailed an average of 13,566 copies of the magazine to individual subscribers each month and 1,220 copies to paid bulk subscribers, such as governmental agencies, chambers of commerce, hotels, real estate firms, State Park gift shops and other newsstand distributors.

The Hunting and Fishing License Unit is responsible for administering all aspects of hunting and fishing license operations. In calendar year 2023, the unit sold 590,217 license privileges, resulting in license revenue of \$15.2 million. In calendar year 2023, the unit sold 9,801 lifetime license privileges, resulting in lifetime license revenue of \$1.1 million.

The WVDNR's electronic licensing system went live on January 1, 2015, making 2023 the ninth year that all hunting and fishing licenses were sold by electronic means.

Located at the main lobby of the South Charleston Headquarters, the Front Desk Operations team is responsible for assisting visitors and callers, operating the switchboard, managing inquiries and providing information about the Division's services and programs.

The Mail Room Operations team processes all incoming and outgoing mail and freight, ensuring the efficient handling and distribution of correspondence and packages.



## TOTAL LICENSE SALES

### Hunting and Fishing License Sales by Residency and Class – Calendar Year 2023

CLASS	DESCRIPTION	PRICE	NUMBER	AMOUNT
A	Hunting and Trapping	\$ 19.00	13,257	\$ 251,883.00
AH	Apprentice Hunting and Trapping	\$ 19.00	1,686	\$ 32,034.00
AHJ**	Apprentice Junior Hunting/Trapping/Fishing	\$ 11.00	5,978	\$ 65,758.00
B	Fishing	\$ 19.00	72,240	\$ 1,372,560.00
L	5-Day Fishing	\$ 8.00	3,115	\$ 24,920.00
N	Antlerless Deer Hunting	\$ 10.00	58,695	\$ 586,950.00
BG	Big Game	\$ 10.00	3,270	\$ 32,700.00
RG	Additional Deer - Firearms	\$ 21.00	21,127	\$ 443,667.00
RB	Additional Deer - Archery	\$ 21.00	19,547	\$ 410,487.00
RM	Additional Deer - Muzzleloader	\$ 16.00	1,517	\$ 24,272.00
X*	Sportsman Hunting/Trapping/Fishing	\$ 30.00	82,119	\$ 2,463,570.00
XJ**	Junior Sportsman Hunting/Trapping/Fishing	\$ 11.00	4,231	\$ 46,541.00
A-1	Small Arms Hunting	\$ 8.00	6,025	\$ 48,200.00
DS	Bear Damage Stamp	\$ 10.00	23,027	\$ 230,270.00
O	Trout Fishing	\$ 10.00	96,784	\$ 967,840.00
CS***	Conservation Stamp	\$ 5.00	177,599	\$ 887,995.00
		<b>Resident Subtotal</b>	<b>590,217</b>	<b>\$ 7,889,647.00</b>

\*The listed price of X (\$30) does not include the price of the CS (\$5). Total price of X is \$35.

\*\*The listed price of XJ & AHJ (\$11) does not include the price of the CS (\$5). Total price of XJ & AHJ is \$16.

\*\*\*CS includes the CS stamps sold on X , XJ and AHJ licenses.

CLASS	DESCRIPTION	PRICE	NUMBER	AMOUNT
I	National Forest Hunting/Trapping/Fishing	\$ 2.00	25,013	\$ 50,026 .00
E	Non-resident Hunting/Trapping	\$ 119.00	27,092	\$ 3,223,948.00
EE	Non-resident Bear Hunting	\$ 162.00	2,173	\$ 352,026.00
AAH	Non-resident Apprentice Hunting/Trapping	\$ 119.00	1,343	\$ 159,817.00
AAHJ	Non-resident Apprentice Junior Hunting/Trapping/Fishing	\$ 16.00	1,141	\$ 18,256.00
F	Non-resident Fishing	\$ 37.00	18,900	\$ 699,300.00
H	Non-resident Small Game Hunting - 6 day	\$ 27.00	643	\$ 17,361.00
LL	Non-resident Fishing - 1 day	\$ 3.00	51,712	\$ 155,136.00
NN	Non-resident Antlerless Deer	\$ 27.00	16,531	\$ 446,337.00
RRG	Non-resident Additional Deer - Firearms	\$ 43.00	4,576	\$ 196,768.00
RRB	Non-resident Additional Deer - Archery	\$ 37.00	3,306	\$ 122,322.00
RRM	Non-resident Additional Deer - Muzzleloader	\$ 37.00	327	\$ 12,099.00
UU	Non-resident Archery Deer	\$ 32.00	9,498	\$ 303,936.00
VV	Non-resident Muzzleloader Deer	\$ 32.00	1,839	\$ 58,848 .00
WW	Non-resident Turkey	\$ 32.00	5,447	\$ 174,304.00
XXJ	Non-resident Junior Sportsman	\$ 16.00	1,345	\$ 21,520.00
A-1	Small Arms Hunting	\$ 8.00	6,025	\$ 48,200.00
DS-EE	Bear Damage Stamp	\$ 10.00	2,909	\$ 29,090.00
OO	Trout Fishing	\$ 16.00	20,645	\$ 330,320.00
J	Small Game Shooting Preserve Hunting - 6 day	\$ 10.00	1,008	\$ 10,080.00
CS/LE	Non-resident Conservation / Law Enforcement	\$ 13.00	68,312	\$ 888,056.00
		<b>Non-resident Subtotal</b>	<b>269,785</b>	<b>\$ 7,317,750.00</b>
			<b>860,002</b>	<b>\$ 15,207,397.00</b>



# ADMINISTRATION

## ONLINE LICENSE SALES

### Hunting and Fishing License Sales by Residency and Class – Calendar Year 2023

CLASS	DESCRIPTION	PRICE	NUMBER	AMOUNT
A	Hunting and Trapping	\$ 19.00	6,860	\$ 130,340.00
AH	Apprentice Hunting and Trapping	\$ 19.00	1,094	\$ 20,786.00
AHJ**	Apprentice Junior Hunting/Trapping/Fishing	\$ 11.00	2,663	\$ 29,293.00
B	Fishing	\$ 19.00	32,275	\$ 613,225.00
L	5-Day Fishing	\$ 8.00	2,087	\$ 16,696.00
N	Antlerless Deer Hunting	\$ 10.00	34,095	\$ 340,950.00
BG	Big Game	\$ 10.00	1,924	\$ 19,240.00
RG	Additional Deer - Firearms	\$ 21.00	11,541	\$ 242,361.00
RB	Additional Deer - Archery	\$ 21.00	11,892	\$ 249,732.00
RM	Additional Deer - Muzzleloader	\$ 16.00	1,012	\$ 16,192.00
X*	Sportsman Hunting/Trapping/Fishing	\$ 30.00	46,198	\$ 1,385,940.00
XJ**	Junior Sportsman Hunting/Trapping/Fishing	\$ 11.00	2,372	\$ 26,092.00
A-1	Small Arms Hunting	\$ 8.00	3,756	\$ 30,048.00
DS	Bear Damage Stamp	\$ 10.00	14,467	\$ 144,670.00
O	Trout Fishing	\$ 10.00	48,975	\$ 489,750.00
CS***	Conservation Stamp	\$ 5.00	90,734	\$ 453,670.00
		<b>Resident Subtotal</b>	<b>311,945</b>	<b>\$ 4,208,985.00</b>

\*The listed price of X (\$30) does not include the price of the CS (\$5). Total price of X is \$35.

\*\*The listed price of XJ & AHJ (\$11) does not include the price of the CS (\$5). Total price of XJ & AHJ is \$16.

\*\*\*CS includes the CS stamps sold on X , XJ and AHJ licenses.

CLASS	DESCRIPTION	PRICE	NUMBER	AMOUNT
I	National Forest Hunting/Trapping/Fishing	\$ 2.00	17,814	\$ 35,628.00
E	Non-resident Hunting/Trapping	\$ 119.00	20,201	\$ 2,403,919.00
EE	Non-resident Bear Hunting	\$ 162.00	1,702	\$ 275,724.00
AAH	Non-resident Apprentice Hunting/Trapping	\$ 119.00	961	\$ 114,359.00
AAHJ	Non-resident Apprentice Junior Hunting/Trapping/Fishing	\$ 16.00	932	\$ 14,912.00
F	Non-resident Fishing	\$ 37.00	12,573	\$ 465,201.00
H	Non-resident Small Game Hunting - 6 day	\$ 27.00	538	\$ 14,526.00
LL	Non-resident Fishing - 1 day	\$ 3.00	32,603	\$ 97,809.00
NN	Non-resident Antlerless Deer	\$ 27.00	12,599	\$ 340,173.00
RRG	Non-resident Additional Deer - Firearms	\$ 43.00	3,354	\$ 144,222.00
RRB	Non-resident Additional Deer - Archery	\$ 37.00	2,834	\$ 104,858.00
RRM	Non-resident Additional Deer - Muzzleloader	\$ 37.00	279	\$ 10,323.00
UU	Non-resident Archery Deer	\$ 32.00	7,427	\$ 237,664.00
VV	Non-resident Muzzleloader Deer	\$ 32.00	1,390	\$ 44,480.00
WW	Non-resident Turkey	\$ 32.00	4,338	\$ 138,816.00
XXJ	Non-resident Junior Sportsman	\$ 16.00	1,102	\$ 17,632.00
A-1	Small Arms Hunting	\$ 8.00	3,756	\$ 30,048.00
DS-EE	Bear Damage Stamp	\$ 10.00	2,438	\$ 24,380.00
OO	Trout Fishing	\$ 16.00	13,598	\$ 217,568.00
J	Small Game Shooting Preserve Hunting - 6 day	\$ 10.00	991	\$ 9,910.00
CS/LE	Non-resident Conservation / Law Enforcement	\$ 13.00	48,056	\$ 624,728.00
		<b>Non-resident Subtotal</b>	<b>189,486</b>	<b>\$ 5,366,880.00</b>
			<b>501,431</b>	<b>\$ 9,575,865.00</b>

## AGENT LICENSE SALES

### Hunting and Fishing License Sales by Residency and Class – Calendar Year 2023

CLASS	DESCRIPTION	PRICE	NUMBER	AMOUNT
A	Hunting and Trapping	\$ 19.00	6,397	\$ 121,543.00
AH	Apprentice Hunting and Trapping	\$ 19.00	592	\$ 11,248.00
AHJ**	Apprentice Junior Hunting/Trapping/Fishing	\$ 11.00	3,315	\$ 36,465.00
B	Fishing	\$ 19.00	39,965	\$ 759,335.00
L	5-Day Fishing	\$ 8.00	1,028	\$ 8,224.00
N	Antlerless Deer Hunting	\$ 10.00	24,600	\$ 246,000.00
BG	Big Game	\$ 10.00	1,346	\$ 13,460.00
RG	Additional Deer - Firearms	\$ 21.00	9,586	\$ 201,306.00
RB	Additional Deer - Archery	\$ 21.00	7,655	\$ 160,755.00
RM	Additional Deer - Muzzleloader	\$ 16.00	505	\$ 8,080.00
X*	Sportsman Hunting/Trapping/Fishing	\$ 30.00	35,921	\$ 1,077,630.00
XJ**	Junior Sportsman Hunting/Trapping/Fishing	\$ 11.00	1,859	\$ 20,449.00
A-1	Small Arms Hunting	\$ 8.00	2,269	\$ 18,152.00
DS	Bear Damage Stamp	\$ 10.00	8,560	\$ 85,600.00
O	Trout Fishing	\$ 10.00	47,809	\$ 478,090.00
CS***	Conservation Stamp	\$ 5.00	86,865	\$ 434,325.00
		<b>Resident Subtotal</b>	<b>278,272</b>	<b>\$ 3,680,662.00</b>

\*The listed price of X (\$30) does not include the price of the CS (\$5). Total price of X is \$35.

\*\*The listed price of XJ & AHJ (\$11) does not include the price of the CS (\$5). Total price of XJ & AHJ is \$16.

\*\*\*CS includes the CS stamps sold on X , XJ and AHJ licenses.

CLASS	DESCRIPTION	PRICE	NUMBER	AMOUNT
I	National Forest Hunting/Trapping/Fishing	\$ 2.00	7,199	\$ 14,398.00
E	Non-resident Hunting/Trapping	\$ 119.00	6,891	\$ 820,029.00
EE	Non-resident Bear Hunting	\$ 162.00	471	\$ 76,302.00
AAH	Non-resident Apprentice Hunting/Trapping	\$ 119.00	382	\$ 45,458.00
AAHJ	Non-resident Apprentice Junior Hunting/Trapping/Fishing	\$ 16.00	209	\$ 3,344.00
F	Non-resident Fishing	\$ 37.00	6,327	\$ 234,099.00
H	Non-resident Small Game Hunting - 6 day	\$ 27.00	105	\$ 2,835.00
LL	Non-resident Fishing - 1 day	\$ 3.00	19,109	\$ 57,327.00
NN	Non-resident Antlerless Deer	\$ 27.00	3,932	\$ 106,164.00
RRG	Non-resident Additional Deer - Firearms	\$ 43.00	1,222	\$ 52,546.00
RRB	Non-resident Additional Deer - Archery	\$ 37.00	472	\$ 17,464.00
RRM	Non-resident Additional Deer - Muzzleloader	\$ 37.00	48	\$ 1,776.00
UU	Non-resident Archery Deer	\$ 32.00	2,071	\$ 66,272.00
VV	Non-resident Muzzleloader Deer	\$ 32.00	449	\$ 14,368.00
WW	Non-resident Turkey	\$ 32.00	1,109	\$ 35,488.00
XXJ	Non-resident Junior Sportsman	\$ 16.00	243	\$ 3,888.00
A-1	Small Arms Hunting	\$ 8.00	2,269	\$ 18,152.00
DS-EE	Bear Damage Stamp	\$ 10.00	471	\$ 4,710.00
OO	Trout Fishing	\$ 16.00	7,047	\$ 112,752.00
J	Small Game Shooting Preserve Hunting - 6 day	\$ 10.00	17	\$ 170.00
CS/LE	Non-resident Conservation / Law Enforcement	\$ 13.00	20,256	\$ 263,328.00
		<b>Non-resident Subtotal</b>	<b>80,299</b>	<b>\$ 1,950,870.00</b>
			<b>358,571</b>	<b>\$ 5,631,532.00</b>

# ADMINISTRATION

## LIFETIME LICENSE SALES

### Hunting and Fishing License Sales by Class – Calendar Year 2023

CLASS	DESCRIPTION	PRICE	NUMBER	AMOUNT
A-L	Hunting and Trapping*	\$ 1,146.73	9	\$ 4,887.50
AB-L	Hunting, Trapping, and Fishing*	\$ 360.74	1,794	\$ 797,594.00
A-1-L	Small Arms Hunting	\$ 75.00	59	\$ 4,425.00
B-L	Fishing*	\$ 592.53	65	\$ 28,206.60
O-L	Trout*	\$ 99.32	935	\$ 114,517.00
<b>Resident Adult/Child Subtotal</b>			<b>2,862</b>	<b>\$ 949,630.10</b>

\*Price is the average due to staggered scale for Child Lifetime Licenses and elimination of the Infant Lifetime products in July.

CLASS	DESCRIPTION	PRICE	NUMBER	AMOUNT
XS	Hunting and Trapping	\$ 25.00	6,937	\$ 173,425.00
<b>Resident Senior Subtotal</b>			<b>6,937</b>	<b>\$ 173,425.00</b>

CLASS	DESCRIPTION	PRICE	NUMBER	AMOUNT
E-L	Non-Resident Combination Hunting & Trapping License*	\$ 2,385.92	-	\$
EE-L	Non-Resident Bear Hunting and Bear Damage Stamp*	\$ 3,063.60	-	\$
F-L	Non-Resident Fishing License*	\$ 828.00	1	\$ 1,150.00
OO-L	Non-Resident Trout Stamp*	\$ 264.96	1	\$ 368.00
UU-L	Non-Resident Archery Hunting *	\$ 529.92	-	\$
VV-L	Non-Resident Muzzleloader Hunting*	\$ 529.92	-	\$
WW-L	Non-Resident Turkey Hunting*	\$ 529.92	-	\$
I-L	Non-Resident National Forest Stamp*	\$ 33.12	-	\$
<b>Non-Resident Subtotal</b>			<b>2</b>	<b>\$ 1,518.00</b>

\*Price is the average due to staggered scale for Child Lifetime Licenses.

**9,801** **\$ 1,124,573.10**





## Budget and Fiscal Services

The Budget team has two full-time employees and a shared position with the Accounts Receivable sub-unit in Fiscal Services. The team prepares all appropriation requests for the WVDNR, develops expenditure schedules and amendments to the fiscal year budget and monitors all budgeting processes. The team also manages the automated clearing house payment system for federal programs and prepares the WVDNR's indirect cost allocation plan. During legislative sessions, the Budget team coordinates and processes all legislative fiscal notes.

The Fiscal Services team has 13 full-time employees, who handle all the payment and revenue processes for the WVDNR, including travel reimbursements and compliance. Fiscal Services has five sub-units: Accounts Payable, Accounts Receivable, P-Card Management, Financial Reporting and Internal Auditing.

## Statement of Disbursements – Fiscal Year 2023-2024

### ADMINISTRATION SECTION

#### BUDGET & FISCAL SERVICES

Books & Periodicals	\$	307.90
Current Expense		347,364.32
Employee Benefits/OPEB Contributions		280,815.52
PEIA Reserve Transfer		92,639.81
Personal Services		763,850.91
<b>BUDGET &amp; FISCAL SERVICES Total</b>	\$	<u>1,484,978.46</u>

#### EXECUTIVE/ADMINISTRATIVE

Books & Periodicals	\$	7,846.17
Computer Equipment		915.12
Consultant Payments for Capital Asset Project		23,895.00
Current Expense		1,054,370.64
Employee Benefits/OPEB Contributions		187,230.58
Personal Services		648,575.98
Vehicles		65,550.00
Wildlife Endowment Fund Transfers		7,289,056.00
<b>EXECUTIVE/ADMINISTRATIVE Total</b>	\$	<u>9,277,439.49</u>

#### GENERAL SERVICES

Current Expense	\$	380,555.32
Employee Benefits/OPEB Contributions		118,939.58
Equipment		5,097.00
Personal Services		333,456.35
Repairs and Alterations		10,420.25
<b>GENERAL SERVICES Total</b>	\$	<u>848,468.50</u>

#### STAFFING/PAYROLL

Computer Software	\$	154.08
Current Expense		17,292.79
Employee Benefits/OPEB Contributions		129,127.74
Personal Services		506,390.68
<b>STAFFING/PAYROLL Total</b>	\$	<u>652,965.29</u>

#### WONDERFUL WEST VIRGINIA MAGAZINE

Current Expense	\$	384,392.20
Employee Benefits/OPEB Contributions		46,530.78
Personal Services		109,210.22
<b>WONDERFUL WEST VIRGINIA MAGAZINE Total</b>	\$	<u>540,133.20</u>

General Revenue Appropriated	\$	3,429,890.79
Special Revenue Non-Appropriated		7,769,486.82
Special Revenue Appropriated		1,485,144.98
Federal Revenue Appropriated		<u>119,462.35</u>
<b>TOTAL ADMINISTRATION</b>	\$	<u><u>12,803,984.94</u></u>

## Statement of Disbursements – Fiscal Year 2023-2024

### LAW ENFORCEMENT SECTION

LAW ENFORCEMENT			
Books & Periodicals	\$	1,931.20	
Consultant Payments for Capital Asset Project		95,580.00	
Current Expense		2,911,118.00	
Employee Benefits/OPEB Contributions		2,987,501.74	
Equipment		1,744,748.68	
PEIA Reserve Transfer		19,822.81	
Personal Services		8,586,625.67	
Repairs and Alterations		118,186.55	
<b>LAW ENFORCEMENT Total</b>	\$	16,465,514.65	
General Revenue Appropriated	\$	4,319,242.71	
Special Revenue Non-Appropriated		4,118,797.98	
Special Revenue Appropriated		6,176,565.03	
Federal Revenue Appropriated		1,850,908.93	
<b>TOTAL LAW ENFORCEMENT</b>			\$ 16,465,514.65

### WILDLIFE RESOURCES SECTION

CAPITAL IMPROVEMENTS	
Building Improvements	\$ 53,413.11
Consultant Payments for Capital Asset Project	619,480.00
Contractor Payments for Capital Asset Project	65,648.76
Current Expense	103,900.15
Employee Benefits/OPEB Contributions	27,107.97
Equipment	168,656.08
Land Improvements	46,840.30
Land Purchases	770,645.50
Personal Services	100,028.91
Repairs and Alterations	284,082.79
<b>CAPITAL IMPROVEMENTS Total</b>	\$ 2,239,803.57
CLAUDIA WORKMAN EDUCATION CENTER	
Current Expense	\$ 73,106.35
Land Improvements	2,060.00
Repairs and Alterations	5,981.43
<b>CLAUDIA WORKMAN EDUCATION CENTER Total</b>	\$ 81,147.78
COLD WATER FISH MANAGEMENT	
Current Expense	\$ 1,644,522.21
Employee Benefits/OPEB Contributions	544,551.66
Personal Services	1,618,197.52
Repairs and Alterations	152,421.34
<b>COLD WATER FISH MANAGEMENT Total</b>	\$ 3,959,692.73



## Statement of Disbursements – Fiscal Year 2023-2024

### WILDLIFE RESOURCES SECTION

ELKINS OPERATIONS CENTER		
Current Expense	\$	246,423.08
Employee Benefits/OPEB Contributions		61,418.22
Equipment		67,089.44
Personal Services		118,889.47
Repairs and Alterations		35,670.30
<b>ELKINS OPERATIONS CENTER Total</b>	\$	<b>529,490.51</b>
GAME MANAGEMENT		
Books & Periodicals	\$	1,173.00
Building Improvements		1,086.15
Current Expense		2,905,544.65
Employee Benefits/OPEB Contributions		1,221,572.83
Equipment		1,200,822.72
Land Improvements		4,700.70
PEIA Reserve Transfer		229.26
Personal Services		4,363,865.24
Repairs and Alterations		695,280.04
<b>GAME MANAGEMENT Total</b>	\$	<b>10,394,274.59</b>
HUNTING & FISHING LICENSE UNIT		
Current Expense	\$	278,883.79
Employee Benefits/OPEB Contributions		72,658.41
Personal Services		195,294.33
<b>HUNTING &amp; FISHING LICENSE UNIT Total</b>	\$	<b>546,836.53</b>
SPECIAL PROJECTS		
Current Expense	\$	93,031.66
Employee Benefits/OPEB Contributions		56,982.44
Personal Services		133,616.51
Repairs and Alterations		132,423.53
<b>SPECIAL PROJECTS Total</b>	\$	<b>416,054.14</b>
TECHNICAL SUPPORT		
Current Expense	\$	109,718.64
Employee Benefits/OPEB Contributions		210,671.20
Equipment		22,293.56
Personal Services		511,382.78
Repairs and Alterations		4,065.67
<b>TECHNICAL SUPPORT Total</b>	\$	<b>858,131.85</b>

## Statement of Disbursements – Fiscal Year 2023-2024

### WILDLIFE RESOURCES SECTION

#### WARM WATER FISH MANAGEMENT

Building Improvements	\$	2,717.04
Contractor Payments for Capital Asset Project		81,947.84
Current Expense		671,366.09
Employee Benefits/OPEB Contributions		509,465.01
Equipment		363,315.17
Land Improvements		48,628.05
Personal Services		1,614,986.66
Repairs and Alterations		347,084.74
<b>WARM WATER FISH MANAGEMENT Total</b>	\$	<b>3,639,510.60</b>

#### WEST VIRGINIA WILDLIFE CENTER

Current Expense	\$	103,810.05
Employee Benefits/OPEB Contributions		75,359.32
Equipment		20,908.71
Personal Services		297,217.59
Repairs and Alterations		24,664.77
<b>WEST VIRGINIA WILDLIFE CENTER Total</b>	\$	<b>521,960.44</b>

#### WILDLIFE ADMINISTRATION

Building Construction	\$	1,701,233.20
Consultant Payments for Capital Asset Project		121,895.00
Contractor Payments for Capital Asset Project		745,847.51
Current Expense		2,715,547.60
Employee Benefits/OPEB Contributions		350,296.48
Equipment		181,552.44
Land Improvements		5,280.00
Personal Services		1,118,812.39
Repairs and Alterations		2,379.51
<b>WILDLIFE ADMINISTRATION Total</b>	\$	<b>6,942,844.13</b>

#### WILDLIFE DIVERSITY

Books & Periodicals	\$	231.20
Current Expense		351,996.07
Employee Benefits/OPEB Contributions		456,666.81
Equipment		117,715.94
Personal Services		1,855,919.37
Repairs and Alterations		2,531.46
<b>WILDLIFE DIVERSITY Total</b>	\$	<b>2,785,060.85</b>

General Revenue Appropriated	\$	1,064,186.86
Special Revenue Non-Appropriated		13,016,007.68
Special Revenue Appropriated		8,819,882.58
Federal Revenue Appropriated		10,014,730.60
<b>TOTAL WILDLIFE RESOURCES</b>	\$	<b>32,914,807.72</b>

## Statement of Disbursements – Fiscal Year 2023-2024

### PARKS & RECREATION SECTION

#### PARKS & RECREATION

Bank Costs	\$	48,966.20
Books & Periodicals		3,231.64
Building Purchases & Improvements		27,120.00
Consultant Payments for Capital Asset Project		2,512,540.40
Contractor Payments for Capital Asset Project		28,856,624.60
Current Expense		23,812,253.69
Employee Benefits/OPEB Contributions		6,718,147.93
Equipment		1,967,129.92
Land Purchases & Improvements		4,310,094.54
PEIA Reserve Transfer		62,162.24
Personal Services		27,237,602.27
Remittance of Taxes		1,052,801.02
Repairs and Alterations		2,860,934.97
<b>PARKS &amp; RECREATION Total</b>	\$	<u>99,469,609.42</u>

General Revenue Appropriated	\$	51,252,093.89
Special Revenue Non-Appropriated		43,962,427.29
Special Revenue Appropriated		4,255,088.24
Federal Revenue Appropriated		-
<b>TOTAL PARKS &amp; RECREATION</b>	\$	<u><u>99,469,609.42</u></u>

### SPECIAL PROGRAMS & SERVICES SECTION

#### OFFICE OF LAND & STREAMS

Books & Periodicals	\$	698.74
Computer Software		5,420.00
Current Expense		199,240.26
Employee Benefits/OPEB Contributions		65,817.03
Equipment		24,793.56
Land Purchases		190,000.00
PEIA Reserve Transfer		1,152.88
Personal Services		301,891.48
<b>OFFICE OF LAND &amp; STREAMS Total</b>	\$	<u>789,013.95</u>

General Revenue Appropriated	\$	-
Special Revenue Non-Appropriated		70,011.50
Special Revenue Appropriated		719,002.45
Federal Revenue Appropriated		-
<b>TOTAL SPECIAL PROGRAMS &amp; SERVICES</b>	\$	<u><u>789,013.95</u></u>

### GRAND TOTAL

Grand Total General Revenue Appropriated	\$	60,065,414.25
Grand Total Special Revenue Non-Appropriated		68,936,731.27
Grand Total Special Revenue Appropriated		21,455,683.28
Grand Total Federal Revenue Appropriated		11,985,101.88
<b>GRAND TOTAL DISBURSEMENTS</b>	\$	<u><u>162,442,930.68</u></u>



## Combining Statement of Revenues, Disbursements and Changes in Cash Balances Fiscal Year 2023-2024

### Appropriated Funds

#### GENERAL FUND (0265)

Appropriated Fund - No Cash Balance

##### Disbursements

Building Improvements	\$	(19,924.53)	
Consultant Payments for Capital Asset Project		(1,865,566.89)	
Contractor Payments for Capital Asset Project		(25,564,210.66)	
Current Expense		(1,911,692.00)	
Employee Benefits/OPEB Contributions		(6,564,404.17)	
Equipment		(412,834.40)	
Land Improvements		(9,521.55)	
Land Purchases		(4,300,000.00)	
PEIA Reserve Transfer		(135,220.48)	
Personal Services		(16,817,210.61)	
Repairs and Alterations		(2,464,828.96)	
Total Disbursements			\$ (60,065,414.25)

#### SPECIAL REVENUE LICENSE FUND (3200)

Cash Balance July 1, 2023			\$ 537,138.08
Investment Balance July 1, 2023			14,034,079.78
BEGINNING FUND BALANCE			\$ 14,571,217.86
Receipts			
Animal Replacement Costs	\$	52,979.40	
Contract Reimbursement		6,936.00	
Fund Transfers		4,640,840.00	
Hunting & Fishing Licenses and Stamps		11,422,226.10	
Investment Earnings		880,353.30	
Miscellaneous Collections		22,617.77	
Miscellaneous Permits and License		4,820.50	
Surplus Property Sale		43,746.45	
			\$ 17,074,519.52
Disbursements			
Books & Periodicals	\$	(9,223.57)	
Building Improvements		(51,753.67)	
Consultant Payments for Capital Asset Project		(265,600.00)	
Contractor Payments for Capital Asset Project		(61,393.53)	
Current Expense		(4,504,679.12)	
Employee Benefits/OPEB Contributions		(1,337,224.43)	
Equipment		(1,964,549.34)	
Land Improvements		(46,980.29)	
Personal Services		(5,817,946.51)	
Repairs and Alterations		(899,822.08)	
			(14,959,172.54)
ENDING FUND BALANCE			\$ 16,686,564.84
Less - Investment Balance June 30, 2024			(15,249,721.29)
Cash Balance June 30, 2024			\$ 1,436,843.55

Combining Statement of Revenues, Disbursements and Changes in Cash Balances  
Fiscal Year 2023-2024

Appropriated Funds

GAME, FISH AND AQUATIC LIFE FUND (3202)

Cash Balance July 1, 2023		\$	212.44
Investment Balance July 1, 2023			514,140.66
BEGINNING FUND BALANCE		\$	514,353.10
Receipts			
Fish Promotion & Research	\$	-	
Investment Earnings		28,394.15	
			\$ 28,394.15
Disbursements			
Current Expense		(20,200.16)	
			(20,200.16)
ENDING FUND BALANCE		\$	522,547.09
Less - Investment Balance June 30, 2024			(517,534.81)
Cash Balance June 30, 2024		\$	5,012.28

WILDLIFE DIVERSITY FUND (3203)

Cash Balance July 1, 2023		\$	57,289.13
Investment Balance July 1, 2023			1,618,563.95
BEGINNING FUND BALANCE		\$	1,675,853.08
Receipts			
Animal Replacement Costs	\$	58,649.58	
Investment Earnings		89,986.84	
Miscellaneous Collections		4,798.06	
Sale of Wildlife Calendars		155,032.49	
Sale of Wildlife License Plates		392,740.00	
Special Events		639.20	
			\$ 701,846.17
Disbursements			
Current Expense		(37,072.73)	
Employee Benefits/OPEB Contributions		(104,643.80)	
Personal Services		(519,929.39)	
			(661,645.92)
ENDING FUND BALANCE		\$	1,716,053.33
Less - Investment Balance June 30, 2024			(1,618,550.79)
Cash Balance June 30, 2024		\$	97,502.54

## Combining Statement of Revenues, Disbursements and Changes in Cash Balances Fiscal Year 2023-2024

### Appropriated Funds

#### USE & DEVELOPMENT FUND - PUBLIC LAND CORPORATION (3205)

Cash Balance July 1, 2023		\$	6,935,130.72
Receipts			
Channel Changes	\$	200.00	
Docking Facilities		7,600.00	
Low Water Fords		20,700.00	
Low Water Level Bridges		52,000.00	
Miscellaneous Collections		4,127.50	
Oil & Gas Leases		150.00	
Oil and Gas Royalties		2,500.00	
Pipeline Permits		1,059,347.51	
Right of Way		222,010.00	
Sand and Gravel Royalties		1,011.25	
Sand/Gravel ATE Management		2,800.00	
Stream Restoration		6,700.00	
Structures		356,675.00	
Subterranean Cable Permit Renewal		203,145.00	
Water Intake Supply System		6,425.00	
			\$ 1,945,391.26
Disbursements			
Books & Periodicals		(687.24)	
Current Expense		(198,605.19)	
Employee Benefits/OPEB Contributions		(35,417.13)	
Equipment		(30,213.56)	
Land Purchases		(120,000.00)	
PEIA Reserve Transfer		(1,152.88)	
Personal Services		(189,024.02)	
			(575,100.02)
Cash Balance June 30, 2024		\$	<u>8,305,421.96</u>

## Combining Statement of Revenues, Disbursements and Changes in Cash Balances Fiscal Year 2023-2024

### Appropriated Funds

#### PARKS AND RECREATION ENDOWMENT FUND (3211)

Cash Balance July 1, 2023		\$	3,699,244.59
Investment Balance July 1, 2023			33,928,030.34
BEGINNING FUND BALANCE		\$	37,627,274.93
Receipts			
Investment Earnings	\$	5,319,523.91	
Royalty Payment Marcellus Gas Drilling		7,314,328.82	
			\$ 12,633,852.73
Disbursements			
Current Expense	\$	(128,168.00)	
			(128,168.00)
ENDING FUND BALANCE		\$	50,132,959.66
Less - Investment Balance June 30, 2024			(46,692,787.23)
Cash Balance June 30, 2024		\$	3,440,172.43

#### WHITewater STUDY AND IMPROVEMENT FUND (3253)

Cash Balance July 1, 2023		\$	330.80
Investment Balance July 1, 2023			132,708.23
BEGINNING FUND BALANCE		\$	133,039.03
Receipts			
Investment Earnings	\$	7,625.65	
Miscellaneous Collections		7,365.75	
Study and Improvement Fees		33,171.30	
Whitewater Stocking Study Fee-Gauley River		7,134.40	
			\$ 55,297.10
Disbursements			
Current Expense		(702.00)	
Employee Benefits/OPEB Contributions		(21,181.64)	
Personal Services		(37,891.48)	
			(59,775.12)
ENDING FUND BALANCE		\$	128,561.01
Less - Investment Balance June 30, 2024			(125,333.88)
Cash Balance June 30, 2024		\$	3,227.13



## Combining Statement of Revenues, Disbursements and Changes in Cash Balances Fiscal Year 2023-2024

### Appropriated Funds

#### DIVISION OF NATURAL RESOURCES LOTTERY FUND (3267)

Cash Balance July 1, 2023		\$	3,046,110.71
Receipts			
Lottery Transfers	\$	3,778,959.00	
Surplus Property Sales		<u>1,071.00</u>	
		\$	3,780,030.00
Disbursements			
Current Expense		(924,684.11)	
Employee Benefits/OPEB Contributions		(627,556.66)	
Equipment		(44,771.94)	
Personal Services		(2,115,708.05)	
Repairs and Alterations		<u>(2,531.46)</u>	
			<u>(3,715,252.22)</u>
<b>Cash Balance June 30, 2024</b>		\$	<u><u>3,110,888.49</u></u>

#### STATE PARK IMPROVEMENT FUND (3277)

Cash Balance July 1, 2023		\$	4,103,496.62
BEGINNING FUND BALANCE			
Receipts			
Lottery Transfers	\$	1,505,000.00	
Surplus Property Sale		<u>14,383.05</u>	
		\$	1,519,383.05
Disbursements			
Consultant Payments for Capital Asset Project		(353,247.70)	
Contractor Payments for Capital Asset Project		(986,152.74)	
Current Expense		<u>3,031.14</u>	
			<u>(1,336,369.30)</u>
<b>Cash Balance June 30, 2024</b>		\$	<u><u>4,286,510.37</u></u>

#### CONSOLIDATED FEDERAL FUND (8707)

Cash Balance July 1, 2023		\$	1,024,753.61
Investment Balance July 1, 2023			<u>3,967,663.03</u>
BEGINNING FUND BALANCE		\$	4,992,416.64
Receipts			
Law Enforcement			
Boating Safety	\$	1,156,030.00	
Duplicate Boat Safety Cards		50.00	
Hunter Safety Replacement Cards		6,650.00	
Hunter Safety		617,490.22	
Surplus Property Sale		<u>47,467.20</u>	
		\$	1,827,687.42

## Combining Statement of Revenues, Disbursements and Changes in Cash Balances Fiscal Year 2023-2024

### Appropriated Funds

#### CONSOLIDATED FEDERAL FUND (8707)

##### Wildlife Resources

CWD Data Sharing Mgmt in N America	-		
AML DEP Subgrant Wildlife	4,220.58		
Aquatic Outreach Program	43,910.25		
Asian Carp FW Service	53,319.32		
Avian & Mammal Surveys	192,634.76		
Boating Access Administration	662,222.39		
District Wildlife Management	3,139,056.20		
Elk West Virginia	454,857.55		
Endangered Animals	93,545.63		
Enhanced Hunter Education	168,305.97		
Enhancing Fishery Opportunity Program	460,872.81		
FBI Payment	13,430.45		
Fish and Wildlife Coordination	235,905.04		
Fish Hatchery Operations	3,028,355.73		
Investment Earnings	259,715.20		
Land Cover and Habitat Mapping	30,042.07		
Miscellaneous Collections	830,922.04		
NRCS Watershed at Cherry River	(19,146.64)		
Participation in Regional Conservation Needs	3,837.70		
State Wildlife Grant	479,057.66		
Upland Bird Management Program	741.60		
USDA APHIS SARS Surveillance in WT Deer	47,330.24		
USDA Monongahela Nat Forest Botanical Surveys	50,382.35		
USDA Monongahela Nat. Forest Schools Roads	47,395.21		
USDP AG NRCS Wildlife Hbt Inc	95,832.93		
White Tailed Deer Ecology	251,431.72		
Wildlife Research	1,065,826.17	\$	11,694,004.93
			\$ 13,521,692.35

##### Disbursements

Consultant Payments for Capital Asset Project	\$ (15,500.00)		
Current Expense	(3,166,261.50)		
Employee Benefits/OPEB Contributions	(1,827,884.46)		
Equipment	(595,043.00)		
Personal Services	(6,251,220.03)		
Repairs and Alterations	(129,192.89)		
			(11,985,101.88)

##### ENDING FUND BALANCE

Less - Investment Balance June 30, 2024	\$ 6,529,007.11
<b>Cash Balance June 30, 2024</b>	<b>\$ 1,101,628.88</b>

## Combining Statement of Revenues, Disbursements and Changes in Cash Balances Fiscal Year 2023-2024

### Non-appropriated Funds

#### LAW ENFORCEMENT PROGRAM FUND (3204)

Cash Balance July 1, 2023		\$	258,195.45
Investment Balance July 1, 2023			15,300,728.14
BEGINNING FUND BALANCE		\$	15,558,923.59
Receipts			
Commercial Shoot Preserve	\$	875.00	
Fund Transfers		237,224.00	
Gas Royalties		252,310.66	
Hatfield McCoy Trail Patrol Reimbursement		373,723.91	
Investment Earnings		812,748.30	
License Reinstatement Fee		5,350.00	
Marcellus Gas Drilling Payment		1,804,787.31	
Miscellaneous Collections		53,534.61	
Motorboat Licenses		184,529.00	
Reimbursement for Service		5,134.56	
Surplus Property Sales		28,708.35	
Tipping Fees		573,433.11	
Whitewater Rafting Licenses		30,520.00	
			\$ 4,362,878.81
Disbursements			
Current Expense	(400,954.85)		
Employee Benefits/OPEB Contributions	(438,337.09)		
Equipment	(171,155.34)		
Personal Services	(2,962,215.85)		
Repairs and Alterations	(34,257.21)		
			(4,006,920.34)
ENDING FUND BALANCE		\$	15,914,882.06
Less - Investment Balance June 30, 2024			(15,701,976.44)
Cash Balance June 30, 2024		\$	212,905.62

#### LAW ENFORCEMENT CONTRACTS (3208)

Cash Balance July 1, 2023		\$	5,619.25
Receipts			
	\$	-	
			\$ -
Disbursements			
	\$	-	
			-
Cash Balance June 30, 2024		\$	5,619.25

## Combining Statement of Revenues, Disbursements and Changes in Cash Balances Fiscal Year 2023-2024

### Non-appropriated Funds

#### DISASTER FUND DNR (3210)

Cash Balance July 1, 2023		\$	24,571.58
Receipts			
	\$		-
Disbursements		\$	-
	\$		-
<b>Cash Balance June 30, 2024</b>		\$	<u>24,571.58</u>

#### LAW-ENFORCEMENT INVESTIGATION FUND (3212)

Cash Balance July 1, 2023		\$	-
Receipts			
Sale of Confiscated Goods	\$	5,314.50	
		\$	5,314.50
Disbursements			
	\$		-
<b>Cash Balance June 30, 2024</b>		\$	<u>5,314.50</u>

#### WEST VIRGINIA UNIVERSITY RIFLE TEAM PROGRAM FUND (3213)

Cash Balance July 1, 2023		\$	10,121.65
Receipts			
WVU Rifle Team Donations	\$	7,200.57	
		\$	7,200.57
Disbursements			
FY 23 Donations Transfer to WVU		(9,615.57)	
DNR Admin Fee	\$	(506.08)	
			(10,121.65)
<b>Cash Balance June 30, 2024</b>		\$	<u>7,200.57</u>

#### WILDLIFE ENDOWMENT FUND (3224)

Cash Balance July 1, 2023		\$	105,041.31
Investment Balance July 1, 2023			69,959,214.89
BEGINNING FUND BALANCE		\$	70,064,256.20
Receipts			
Investment Earnings	\$	9,464,359.35	
Lifetime Hunting & Fishing License		1,868,582.10	
			\$ 11,332,941.45
Disbursements			
Fund Transfers	\$	(7,289,056.00)	
			(7,289,056.00)
ENDING FUND BALANCE		\$	74,108,141.65
Less - Investment Balance June 30, 2024			(73,990,625.24)
<b>Cash Balance June 30, 2024</b>		\$	<u>117,516.41</u>



## Combining Statement of Revenues, Disbursements and Changes in Cash Balances Fiscal Year 2023-2024

### Non-appropriated Funds

#### WILDLIFE RESOURCES-RECREATION FUND (3227)

Cash Balance July 1, 2023		\$	254,541.06
Investment Balance July 1, 2023			26,382,547.99
BEGINNING FUND BALANCE		\$	26,637,089.05
Receipts			
Campsite/Cabin Rentals	\$	29,636.88	
Co-op Agreements		28,664.94	
Dredging Mussel Mitigation		348,802.75	
Elk Viewing Tower		812,366.91	
Entrance Fees		66,442.63	
Fish Promotion and Research		225,774.24	
Fund Transfers		2,241,144.00	
Gas Royalties		67,322.44	
Gift Shop Sales		21,979.08	
Gifts & Bequests		1,139.50	
Gifts, Grants & Donations		85,033.42	
Go-Wild Hunting & Fishing License Issuance Fee		372,344.00	
Habitat Land Inquiries		52,350.00	
Hunters Helping the Hungry		37,877.37	
Information Retrieval		47,877.50	
Insurance Payments		26,363.08	
Investment Earnings		1,481,030.40	
Leases		8,376.00	
Miscellaneous Collections		205,205.73	
Mitigation Wildlife		818,280.00	
Picnic Shelter Fees		955.77	
Refunds		78,749.40	
Right Of Way		10,015.40	
Royalty Payment Marcellus Gas Drilling		3,035,194.27	
Scientific Collection Permit		37,875.00	
Surface Damages		100,861.38	
Surplus Property Sales		11,330.55	
Timber Sales		51,205.60	
		\$	10,304,198.24

Combining Statement of Revenues, Disbursements and Changes in Cash Balances  
Fiscal Year 2023-2024

Non-appropriated Funds

WILDLIFE RESOURCES-RECREATION FUND (3227)

Disbursements			
Building Improvements	\$	(1,706,695.83)	
Consultant Payments for Capital Asset Project		(579,750.00)	
Contractor Payments for Capital Asset Project		(536,901.85)	
Current Expense		(3,404,364.73)	
Employee Benefits/OPEB Contributions		(467,438.49)	
Equipment		(1,111,230.44)	
Land Improvements		(60,528.76)	
Personal Services		(1,404,807.45)	
Repairs and Alterations		(463,141.66)	
			(9,734,859.21)
ENDING FUND BALANCE			\$ 27,206,428.08
Less - Investment Balance June 30, 2024			(26,263,578.39)
Cash Balance June 30, 2024			\$ 942,849.69

BEAR DAMAGE FUND (3228)

Cash Balance July 1, 2023			\$ 16,092.90
Investment Balance July 1, 2023			902,832.33
BEGINNING FUND BALANCE			\$ 918,925.23
Receipts			
Bear Damage Stamps	\$	268,880.00	
Investment Earnings		50,855.24	
			319,735.24
Disbursements			
Current Expense	\$	(313,517.00)	
			(313,517.00)
ENDING FUND BALANCE			\$ 925,143.47
Less - Investment Balance June 30, 2024			(903,687.57)
Cash Balance June 30, 2024			\$ 21,455.90

## Combining Statement of Revenues, Disbursements and Changes in Cash Balances Fiscal Year 2023-2024

### Non-appropriated Funds

#### CONSERVATION STAMP FUND (3232)

Cash Balance July 1, 2023		\$	250,916.75
Investment Balance July 1, 2023			2,911,625.78
BEGINNING FUND BALANCE		\$	3,162,542.53
Receipts			
Conservation Stamp Sales	\$	1,334,805.50	
Investment Earnings		160,582.05	
			\$ 1,495,387.55
Disbursements			
Contractor Payments for Capital Asset Project	\$	(4,255.23)	
Current Expense		(63,543.51)	
Employee Benefits/OPEB Contributions		(6,367.73)	
Land Purchases		(770,645.50)	
Personal Services		(68,998.50)	
Repairs and Alterations		(269,561.25)	
			(1,183,371.72)
ENDING FUND BALANCE		\$	3,474,558.36
Less - Investment Balance June 30, 2024			(3,322,207.83)
Cash Balance June 30, 2024		\$	152,350.53

#### TROUT STAMP FUND (3233)

Cash Balance July 1, 2023		\$	201,417.16
Investment Balance July 1, 2023			1,944,929.27
BEGINNING FUND BALANCE		\$	2,146,346.43
Receipts			
Fund Transfers	\$	169,848.00	
Investment Earnings		96,550.04	
Trout Stamp Sales		1,309,082.00	
			\$ 1,575,480.04
Disbursements			
Contractor Payment Cap Asst Pr	\$	(290,893.50)	
Current Expense		(1,831.00)	
Employee Benefits/OPEB Contributions		(438,022.85)	
Personal Services		(1,059,875.32)	
			(1,790,622.67)
ENDING FUND BALANCE		\$	1,931,203.80
Less - Investment Balance June 30, 2024			(1,732,479.31)
Cash Balance June 30, 2024		\$	198,724.49

## Combining Statement of Revenues, Disbursements and Changes in Cash Balances Fiscal Year 2023-2024

### Non-appropriated Funds

#### GIFTS, GRANTS & BEQUESTS (3237)

Cash Balance July 1, 2023		\$	94,266.67
Receipts			
Special Events	53,359.73		
		\$	53,359.73
Disbursements			
Current Expense	(92,566.05)		
			(92,566.05)
<b>Cash Balance June 30, 2024</b>		\$	<b>55,060.35</b>

#### LAND MINERALS AND SPECIAL PROJECTS (3239)

Cash Balance July 1, 2023		\$	990,226.26
Receipts			
Land Leases	\$ 41,562.76		
Miscellaneous Collections	1,669,631.97		
Right-of-Way	44,710.50		
		\$	1,755,905.23
Disbursements			
Books & Periodicals	\$ (11.50)		
Consultant Payments for Capital Asset Project	(30,000.00)		
Contractor Payments for Capital Asset Project	(1,922,191.37)		
Land Purchase	(70,000.00)		
			(2,022,202.87)
<b>Cash Balance June 30, 2024</b>		\$	<b>723,928.62</b>

#### PAYROLL CLEARING ACCOUNT (3245)

Cash Balance July 1, 2023		\$	12,067.80
Receipts			
	\$ -		
		\$	-
Disbursements			
	\$ -		
			-
<b>Cash Balance June 30, 2024</b>		\$	<b>12,067.80</b>



## Combining Statement of Revenues, Disbursements and Changes in Cash Balances Fiscal Year 2023-2024

### Non-appropriated Funds

#### LAW ENFORCEMENT AND SPORTS EDUCATION STAMPS (3247)

Cash Balance July 1, 2023		\$	118,021.19
Investment Balance July 1, 2023			149,989.34
BEGINNING FUND BALANCE		\$	268,010.53
Receipts			
Investment Earnings	\$	8,390.29	
Law Enforcement / Sports Ed. Stamps		442,695.50	
			\$ 451,085.79
Disbursements			
Current Expense	\$	(1,693.02)	
Employee Benefits/OPEB Contributions		(47,161.94)	
Personal Services		(56,338.56)	
			(105,193.52)
ENDING FUND BALANCE		\$	613,902.80
Less - Investment Balance June 30, 2024			(523,379.63)
Cash Balance June 30, 2024		\$	90,523.17

#### MAGAZINE SALES & SUBSCRIPTIONS (3248)

Cash Balance July 1, 2023		\$	43,033.14
Investment Balance July 1, 2023			750,955.18
BEGINNING FUND BALANCE		\$	793,988.32
Receipts			
Investment Earnings	\$	40,119.41	
Magazine Sponsorship		25,200.00	
Magazine Bookshelf Sales		1,924.47	
Magazine Sales		21,265.00	
Magazine Subscriptions		242,546.83	
Miscellaneous Collections		(1,441.90)	
			\$ 329,613.81
Disbursements			
Current Expense	\$	(384,392.20)	
			(384,392.20)
ENDING FUND BALANCE		\$	739,209.93
Less - Investment Balance June 30, 2024			(706,074.59)
Cash Balance June 30, 2024		\$	33,135.34

## Combining Statement of Revenues, Disbursements and Changes in Cash Balances Fiscal Year 2023-2024

### Non-appropriated Funds

#### CLEARING ACCOUNT-EQUIPMENT (3251)

Cash Balance July 1, 2023		\$	305,883.94
Receipts			
Rental Leases	\$	10,560.00	
			\$ 10,560.00
Disbursements			
Books & Periodicals	\$	(103.50)	
Current Expense		(2,079.07)	
Repairs & Alterations		(1,290.00)	
			(3,472.57)
<b>Cash Balance June 30, 2024</b>		\$	<b>312,971.37</b>

#### CLASS A-1 SMALL ARMS HUNTING LICENSE (3259)

Cash Balance July 1, 2023		\$	3,335.02
Investment Balance July 1, 2023			1,147,347.57
BEGINNING FUND BALANCE		\$	1,150,682.59
Receipts			
Class A-1 Small Arms Hunting License	\$	47,040.00	
Investment Earnings		65,812.00	
Lifetime Small Arms Hunting License		6,975.00	
			\$ 119,827.00
Disbursements			
Books & Periodicals	\$	(321.20)	
			(321.20)
ENDING FUND BALANCE		\$	1,270,188.39
Less - Investment Balance June 30, 2024			(1,267,559.57)
<b>Cash Balance June 30, 2024</b>		\$	<b>2,628.82</b>

#### IMPROVEMENTS TO DEPARTMENT FACILITIES FUND (3260)

Cash Balance July 1, 2023		\$	-
Receipts			
Broadband Project	\$	10,000,000.00	
			\$ 10,000,000.00
Disbursements			
Current Expenses	\$	-	
			-
<b>Cash Balance June 30, 2024</b>		\$	<b>10,000,000.00</b>

## Combining Statement of Revenues, Disbursements and Changes in Cash Balances Fiscal Year 2023-2024

### Non-appropriated Funds

#### WATTERS SMITH MEMORIAL STATE PARK (3261)

Cash Balance July 1, 2023		\$	24,587.70
Investment Balance July 1, 2023			2,034,185.64
BEGINNING FUND BALANCE		\$	2,058,773.34
Receipts			
Gas Royalties	\$	2,196,240.20	
Investment Earnings		141,179.46	
Oil & Gas Leases		955.00	
			\$ 2,338,374.66
Disbursements			
Contractor Payments for Capital Asset Project	\$	(104,515.55)	
Current Expenses		(195.94)	
			(104,711.49)
ENDING FUND BALANCE		\$	4,292,436.51
Less - Investment Balance June 30, 2024			(4,280,365.10)
Cash Balance June 30, 2024		\$	12,071.41

#### DECOY ANIMALS ASSESSMENT FEE (3264)

Cash Balance July 1, 2023		\$	522.44
Investment Balance July 1, 2023			6,699.25
BEGINNING FUND BALANCE		\$	7,221.69
Receipts			
Investment Earnings	\$	378.97	
Miscellaneous Collections		100.00	
			\$ 478.97
Disbursements			
	\$	-	
			-
ENDING FUND BALANCE		\$	7,700.66
Less - Investment Balance June 30, 2024			(7,078.22)
Cash Balance June 30, 2024		\$	622.44

## Combining Statement of Revenues, Disbursements and Changes in Cash Balances Fiscal Year 2023-2024

### Non-appropriated Funds

#### STATE PARK OPERATING FUND (3265)

Cash Balance July 1, 2023		\$	1,486,635.93
Investment Balance July 1, 2023			20,668,902.13
BEGINNING FUND BALANCE		\$	22,155,538.06
Receipts			
Baths, Massages, Roman Bath	\$	1,414,531.43	
Boat Rental		61,260.73	
Bonus Payment Marcellus Gas Drilling		876,167.24	
Cabin Advance Reservation		5,293,198.24	
Cabin Rentals		1,841,005.94	
Campsite Advance Reservation		4,547,134.30	
Campsite Rentals		956,692.79	
Coin Laundry Machines		14,319.13	
Consumers Sales Tax		6,931.43	
Cot & Crib Rental		3,348.80	
Driving Range		29,337.62	
Entrance Fees		156,661.65	
Equipment Rental		30,549.72	
Facility Use Rental		348,051.24	
Firewood Sales		255,004.01	
Food & Snacks		380,389.43	
Fund Transfers		645,393.94	
Games		44,029.02	
Gas & Oil Leases		944.00	
Gift Cards		333,210.33	
Gift Shop Sales		5,124,559.57	
Gifts, Grants & Donations		(6,932.21)	
Greens Fees		709,746.62	
Hiking Club		1,259.15	
Hotel Occupancy Tax		1,284,253.90	
Insurance Payments		367,147.50	
Investment Earnings		1,226,269.01	
Lift Ticket Fees Parks		67,312.86	
Lodge Advance Reservation		6,448,404.34	
Lodge Rooms		4,405,615.68	
Lottery Collections - Net		13,139.00	
Miscellaneous Collections		67,062.59	
Miscellaneous Non-Taxable		443,361.98	
Miscellaneous Operations		68,170.99	
Nature Center		100.00	
Picnic Shelter Fees		301,241.72	
Pro Shop		217,897.00	
Residence Rentals		10,896.20	
Restaurants		4,133,817.11	
Shooting Ranges		37,633.29	
Sled Run		427,592.57	
Spa Products		31,919.76	
Special Events		550,145.25	

## Combining Statement of Revenues, Disbursements and Changes in Cash Balances Fiscal Year 2023-2024

### Non-appropriated Funds

#### STATE PARK OPERATING FUND (3265)

Surplus Property Sale	8,874.10		
Swimming Fees	495,469.79		
Tram	85,608.92		
Vending Machines	29,235.61	\$	<u>43,787,963.29</u>
Receipts - Concessions			
Golf Carts	\$ 303,771.27		
Marina	45,859.86		
Miscellaneous Concession	56,341.72		
Restaurant Concession	9,616.61		
Riding Stable	39,705.56		
Adventure Ticket Sales	<u>92,118.65</u>	\$	<u>547,413.67</u>
			\$ 44,335,376.96
Disbursements			
Bank Costs	\$ (48,906.13)		
Books & Periodicals	(3,231.64)		
Building Improvements & Purchases	(7,195.47)		
Consultant Payments for Capital Asset Project	(132,390.74)		
Contractor Payments for Capital Asset Project	(276,643.34)		
Current Expense	(23,001,657.22)		
Employee Benefits/OPEB Contributions	(2,205,220.86)		
Equipment	(1,628,051.52)		
Land Improvements	(572.99)		
PEIA Reserve Transfer	(22,703.10)		
Personal Services	(13,114,648.56)		
Remittance Of Taxes	(1,052,801.02)		
Repairs and Alterations	<u>(411,501.84)</u>		
			<u>(41,905,524.43)</u>
ENDING FUND BALANCE		\$	<u>24,585,390.59</u>
Less - Investment Balance June 30, 2024			<u>(23,505,893.65)</u>
Cash Balance June 30, 2024		\$	<u><u>1,079,496.94</u></u>



## Combining Statement of Revenues, Disbursements and Changes in Cash Balances Fiscal Year 2023-2024

### Non-appropriated Funds

#### CANAAN MAINTENANCE FUND (3274)

Cash Balance July 1, 2023		\$	2,798.84
Receipts			
	\$		-
		\$	-
Disbursements			
Building Improvements	\$		-
			-
<b>Cash Balance June 30, 2024</b>		\$	<u>2,798.84</u>

#### COYOTE MANAGEMENT FUND (3292)

Cash Balance July 1, 2023		\$	556.98
Investment Balance July 1, 2023			<u>32,743.96</u>
BEGINNING FUND BALANCE		\$	33,300.94
Receipts			
Coyote Management Donations	\$	3,626.92	
Investment Earnings		<u>1,902.75</u>	
		\$	5,529.67
Disbursements			
	\$		-
			-
ENDING FUND BALANCE		\$	<u>38,830.61</u>
Less - Investment Balance June 30, 2024			<u>(37,146.71)</u>
<b>Cash Balance June 30, 2024</b>		\$	<u>1,683.90</u>

#### SANDY DISASTER FUND (3015)

Fund 3015 (OCT '12 SANDY DISASTER) Cash Balance July 1, 2023		\$	130,751.58
Receipts			
	\$		-
		\$	-
Disbursements			
	\$		-
			-
<b>Sandy Disaster Fund Cash Balance June 30, 2024</b>		\$	<u>130,751.58</u>


#### FLOOD DISASTER FUND (3207)

Fund 3207 (JUN '16 FLOOD DISASTER) Cash Balance July 1, 2023		\$	237,159.72
Receipts			
	\$		-
		\$	-
Disbursements			
	\$		-
			-
<b>Flood Disaster Fund Cash Balance June 30, 2024</b>		\$	<u>237,159.72</u>

## Combining Statement of Revenues, Disbursements and Changes in Cash Balances Fiscal Year 2023-2024

### RECAPITULATION OF FUNDS

	Revenue	Disbursements	Investments
General Fund	\$ -	\$ (60,065,414.25)	\$ -
Consolidated Federal Funds	13,521,692.35	(11,985,101.88)	5,427,378.23
Appropriated Special Revenue Funds	37,738,713.98	(21,455,683.28)	64,203,928.00
Non-Appropriated Special Revenue Funds	88,793,126.57	(68,936,731.27)	152,242,052.25
<b>TOTAL ALL FUNDS</b>	<b>\$ 140,053,532.90</b>	<b>\$ (162,442,930.68)</b>	<b>\$ 221,873,358.48</b>



Office of Land and Streams

The state of West Virginia, through the WVDNR, holds title to certain lands and mineral resources, and the rivers and streams of the state. The WVDNR is charged with administering and managing those state lands and mineral resources and the state’s rivers and streams to provide a comprehensive program for their conservation, development, protection, enjoyment and use.

The WVDNR’s Office of Land and Streams is responsible for the agency’s real estate and maintaining, preserving and keeping related records. The Office of Land and Streams administers the acquisition and leasing of the WVDNR’s real estate and permitting of the state of West Virginia’s rivers and streams.

LANDS OF THE DIVISION OF NATURAL RESOURCES

Lands of the WVDNR administered by the Office of Land and Streams include state parks, wildlife management areas, natural areas and preserves, wetlands, state forests, state rail trails, administration structures and public access sites to rivers and streams. They are of great natural and/or historical significance and are for the use and benefit of the citizens of West Virginia and its visitors.

Wildlife Management Areas/Public Access Sites/Natural Areas	436,429 acres
State Parks	77,690 acres, 23.60 miles for the Elk River Trail and 37.40 miles leased for the Elk River Trail
State Forests	72,683 acres
Administration	36 acres
Total Lands	586,838 acres
Rivers and Streams	34,000 miles including approximately 5,000 named waterways





## LAND ACQUISITION

The Office of Land and Streams, on behalf of the state of West Virginia, Department of Commerce and the WVDNR, acquires land and interests in land by purchase, lease, donation and exchange, and is responsible for the preparation and execution of all documents related to the real estate transaction.

The real estate acquisition process includes communication with other WVDNR sections, other governmental agencies, negotiation with property owners, inspection of property, title searches, obtaining appraisals and surveys. This also includes the preparation, execution and recordation of documents.

Real property is acquired by deed, right-of-way, easement, lease, license and agreement.

### State Park Land Acquired in Fiscal Year 2024

PROPERTY	ACQUIRED FROM	ACREAGE/MILEAGE
Blackwater Falls (Douglas Falls)	Western Pocahontas Properties Limited Partnership	10 acres
Carnifex Ferry	David and Lynn Kelley, husband and wife	40 acres
Summersville Lake	Nicholas Investments, LLC	177.707 acres
Elk River Trail	The Elk River Railroad	1.75 acres
Elk River Trail (Red House)	Elk River Trail Foundation, Inc.	1.547 acres
<b>TOTAL (ACREAGE)</b>		<b>231.004 acres</b>

### State Park Land Lease Renewed in Fiscal Year 2024

PROPERTY	ACREAGE
Blennerhassett Island	509 acres
<b>TOTAL</b>	<b>509 acres</b>

### State Park Land Conveyed in Fiscal Year 2024

PROPERTY	CONVEYED TO	ACREAGE
Blackwater Falls (Davis Center)	Western Pocahontas Properties Limited Partnership	-8.85 acres
<b>TOTAL</b>		<b>-8.85 acres</b>

### State Forest Land Acquired in Fiscal Year 2024

No land was acquired for State Forests in the fiscal year 2024.

### Administration Land Acquired in Fiscal Year 2024

PROPERTY	ACQUIRED FROM	ACREAGE
District 4 Office (Beckley)	Raleigh County Emergency Services Authority	21.50 acres
<b>TOTAL</b>		<b>21.50 acres</b>

# ADMINISTRATION

## LAND ACQUISITION CONTINUED...

Administration Lease Not Renewed in Fiscal 2024	
PROPERTY	ACREAGE
District 6 office (Parkersburg)	-55 acres
<b>TOTAL</b>	<b>-55 acres</b>

Wildlife Management Land Acquired in Fiscal Year 2024		
PROPERTY	ACQUIRED FROM	ACREAGE
Big Ugly	Jerry Lawson	257.50 acres
Little Coal River	The Conservation Fund	3,047.27 acres
Meadow River	Bear Knob Holdings, LLC	226.05 acres
Petersburg Hatchery	Carolyn A. Shuman	41.16 acres
<b>TOTAL</b>		<b>3,571.98 acres</b>

Wildlife Management Area Boundary Adjustment in Fiscal Year 2024		
PROPERTY	ACQUIRED FROM	ACREAGE TO WMA
Laurel Lake	Cotiga Development Company Limited Partnership	2.02 acres
PROPERTY	CONVEYED TO	ACREAGE FROM WMA
Laurel Lake	Cotiga Development Company Limited Partnership	-1.64 acres

Correction of Wildlife Management Area Acreage in Fiscal Year 2024	
PROPERTY	ACREAGE
Ritchie Mines	-21.00 acres
Tomblin	-55.61 acres
<b>TOTAL</b>	<b>-76.61 acres</b>

Public Access Sites Land Acquired in Fiscal Year 2024		
PROPERTY	ACQUIRED FROM	ACREAGE
Cabot Station	Thomas A. Ullman and Sheree T. Ullman	0.27 acres
Greenbrier River	County Commission of Summers County	1.72 acres
Middle Wheeling Creek	Wheeling Creek Watershed Protection and Flood Prevention Commission	0.30 acres
Mullens	City of Mullens	1.00 acre
New Martinsville	City of New Martinsville	7.00 acres
<b>TOTAL</b>		<b>10.29 acres</b>

Public Access Sites Lease Renewed in Fiscal Year 2024	
PROPERTY	ACREAGE
Hanging Rock	1.00 acre
<b>TOTAL</b>	<b>1.00 acre</b>



## LAND ACQUISITION CONTINUED...

Public Access Sites Lease Not Renewed in Fiscal Year 2024	
PROPERTY	ACREAGE
Blue Creek	0.50 acre
Jenkinsburg	0.59 acre
Mink Shoals	2.12 acres
New Cumberland	0.50 acre
<b>TOTAL</b>	<b>3.71 acres</b>



OIL AND GAS LEASING

The Office of Land and Streams is responsible for leasing the state’s mineral interests in, on and/or underlying state lands, rivers and streams. The state’s mineral interests include oil, gas, coal, sand, gravel and salt brine. At the end of FY 2024, there were 78 oil and gas leases, one sand and gravel lease, nine pore space leases for carbon dioxide sequestration and storage, and one salt brine lease on state lands, rivers and streams.

The leasing process is statutorily required to be done through the competitive bid process. The competitive bid process includes receiving a mineral bid nomination, obtaining approval from the Governor, preparing a bid prospectus, receiving a competitive bid and preparing, executing and recording a lease agreement.

Oil and Gas Leases Obtained in Fiscal Year 2024		
AREA	ACREAGE	NUMBER OF LEASES
Burches Run WMA	22.05	1
Middle Island Creek	31.50	1
Ohio River	193.33	1
TOTAL	246.88	3

Salt Brine Lease Obtained in Fiscal Year 2024		
AREA	ACREAGE	NUMBER OF LEASES
Ohio River	954	1
TOTAL	954	1

Pore Space Leases for Carbon Dioxide Sequestration and Storage Obtained in Fiscal Year 2024		
AREA	ACREAGE	NUMBER OF LEASES
Big South WMA	1,220	1
Cabwaylingo State Forest	6,448	1
Camp Creek State Forest	3,467	1
Chief Cornstalk WMA	11,437	1
Kanawha State Forest	9,294	1
Laurel Lake WMA	95	1
McClintic WMA	3,191	1
Panther WMA	11,325	1
Tomblin WMA	12,038	1
TOTAL	58,515	9

## RIVER AND STREAM MANAGEMENT

The Office of Land and Streams issues governmental agencies, companies and individuals right-of-entry permits to cross rivers and streams and to do work to the banks of rivers and streams. Right-of-entry permits are issued for pipelines, stream mitigation, habitat enhancement, bank stabilization, culverts, structures, cables, utility lines, dredging, loading, docking and mooring projects.

The right-of-entry permit process includes receiving an application, a review of the application by a wildlife biologist and the preparation and execution of the right-of-entry permit.

Permits Issued in Fiscal Year 2024	
PROJECT	NUMBER
Stream Activity Bed/Bank Work	436
Pipeline and Cable	985
Stream Structure	246
Loading, Docking and Mooring	13
<b>TOTAL</b>	<b>1,680</b>







## LAW ENFORCEMENT

Colonel Bobby L. Cales, *Chief*



The Law Enforcement Section is responsible for the prompt, orderly and effective enforcement of all Chapter 20, Code of West Virginia laws and rules promulgated under that authority and protection of the citizens of this state. Accomplishing this mission is made possible by having a highly visible, uniformed WVDNR Police patrol and the support of sportsmen, the Wildlife Resources and Park and Recreation sections of the WVDNR, federal agencies and other state agencies.

The methods employed by the section extend beyond traditional law enforcement roles. WVDNR Police conduct land and water patrols, environmental crimes and complaint investigations, ATV enforcement, boating safety checks, and educate the public on hunting and boating safety. The section uses its unique capabilities to respond to emergencies and mutual aid requests, coordinate with stakeholders and inspire and cultivate the next generation of conservationists.

The section strives to operate efficiently and effectively while always considering the best interests of the state. The success of the section and the WVDNR depends on the hard work of officers in the field and the office support staff. WVDNR Police have a proud history of carrying out duties with pride, integrity, honor, commitment, accountability, loyalty, courage, teamwork, dependability and respect.

## Law Enforcement Program

The Law Enforcement Section normally has a staffing level of 126 officers and 10 support personnel. Currently, the section has 112 active officers. During FY 2024, one officer retired with 34 years of service, and 10 officers separated from service. Nine new officers were hired and ten officers were promoted. Two civilian support personnel resigned and one civilian support personnel was hired.

The section has been actively seeking new and innovative methods for the accomplishment of our overall mission. The following are some highlights of FY 2024:

- The public and media are following the work done by officers on the West Virginia Natural Resources Police Facebook page. The page, [facebook.com/DNRpolice](https://facebook.com/DNRpolice), continues to see an increase in state and national media contacts for additional information. The reporting of wildlife law violations at [WVdnr.gov/report-a-natural-resources-crime](https://WVdnr.gov/report-a-natural-resources-crime) is being used by the public to solve cases.
- The section continues to conduct a semi-annual vehicle/boat accident review board to identify incident types and causes. The section is always looking for ways to reduce insurance premiums and continues to utilize technology to reduce travel costs. Cell phones, computers, radios and the internet are used to transmit reports, complaints and information. Virtual meetings are used to conduct staff meetings, boards and planning sessions to reduce in-state travel.
- The section continues to work with federal and state agencies to procure grants to assist with equipment purchases. The United States Fish and Wildlife Services' hunter education and United States Coast Guard recreational boating safety grants are monitored to maximize returns from the section's expenditures of time and resources.
- During FY 2024 the section received seven Chevrolet Tahoe police pursuit vehicles, three police trucks and a van for a newly established Dive Team. New rifles were purchased for the entire section. New BDU uniforms were purchased and distributed to officers. The Dive Team received a van, support gear to include surface to diver communications and dry suits. The Swiftwater Team purchased zodiac style boats. Three jet drive boats were purchased for district use. A Flir drone was purchased. Two Star Link units were purchased and positioned around the state for emergency response needs after communication failures occurred during call outages.
- The section is in the process of becoming an accredited agency with the North American Wildlife Law Enforcement Accreditation (NAWLEA). The section is also working on fortifying evidence vaults at each district.
- Some of this year's legislation that passed included:
  - **SB606 Relating to WVDNR Police Officer Retirement System**  
Made changes permitting the employer contribution to be set by the board; clarifying payment upon death of member with less than 10 years of contributing service; and clarifying surviving spouse benefits when the member dies from duty related or non-duty related cause.
  - **58CSR67**  
Updated to allow for the sale of nonresident lifetime license.
  - **58CSR11, 58CSR12 and 58CSR23**  
Updated to reflect changes in code reference the Intermediate Court of Appeals language.



# LAW ENFORCEMENT

## Officer Training

The Law Enforcement section went through extensive training during FY 2024. The FY 2024 first quarter training consisted of body worn camera (BWC) integration for all field personnel and BWC integration for supervisors. Second quarter firearms training consisted of reviewing incapacitation drills. Third quarter defensive tactics training consisted of water survivability tactics. The fourth quarter training consisted of a new patrol rifle transition course.

During the statewide training meeting at Pipestem Resort State Park, WVDNR Police Officers (NRPOs) received a block of instruction on de-escalation techniques and the Federal Bureau of Investigation's color of law training. Three WVDNR Law Enforcement personnel attended the North American Wildlife Law Enforcement Accreditation (NAWLEA) conference, and the section continues in the accreditation process.

The section sponsored a statewide PTSD and suicide prevention seminar in Charleston. This training was well attended by numerous law enforcement agencies located throughout West Virginia. WVDNR Law Enforcement command staff attended the West Virginia Law Enforcement Summit in Charleston.

Six officers completed the instructor development course and 10 swift water rescue instructors were IDW/ICE certified. Seven newly sworn officers attended the mandatory eight-hour seated battery transition course for BUI enforcement. Three officers attended criminal investigations using cellular devices training, six completed training on covert online investigations using online undercover profiles, two sergeants became certified ALERRT (Exterior Response to Active Shooter) instructors and two sergeants completed the level one and level two comprehensive boating incident investigations, analysis and reconstruction courses. Six district lieutenants received training on evidence room basics and unclaimed property reporting. Twenty-one officers completed a Glock armorers recertification course, 22 completed a Remington 870 armorers course, and one sergeant was certified as a law enforcement pistol instructor.

Two district captains attended the International Wildlife Crime Stoppers conference, and six NRPOs attended the FBI National Academy Training Conference. Two NRPOs attended the Southeastern States Investigators conference, four K9 handlers attended the West Virginia Police K9 Association conference and two Professional Standards Unit NRPOs completed training on (BWC) video analysis for Internal Affairs.

In FY 2024, Supervisory in-service consisted of FBI UCR/LEPC and national use of force meetings, technical sessions during national conferences and various virtual trainings approved by the West Virginia Law Enforcement Training Subcommittee.

The section developed and implemented the WVDNR Police Dive Team. This 10-member statewide dive team will be a valued asset during the investigation of boating incidents, missing persons and



evidence recovery in an aquatic environment. Three Dive Team members completed aquatic investigations training.

The section conducted tryouts for the 10 positions. In October 2023, the section partnered with the South Carolina Department of Natural Resources Law Enforcement Divisions' Aquatic Investigations and Recovery Team. The South Carolina team of game warden divers have been in existence since 1977 and have assisted in the training of many law enforcement divers. With the assistance of the SCDNR Dive Team, WVDNR officers completed a two-week course of basic scuba certification that included equipment familiarization, open water training and search methods and patterns. Currently, the WVDNR Police Dive Team has completed more than 100 hours of training on a variety of methods, skills and equipment after the initial certification in South Carolina. The 10 Dive Team members are stationed throughout the state to enhance our response capabilities and assist local and state agencies alike with any necessary needs for their investigations. It is a source of pride for the agency to be able to offer this service to the citizens of the State of West Virginia.

The section Honor Guard/Color Guard continues to attend opening ceremonies for sporting events, special events and funeral services.

## Hunter Education Program

West Virginia's Hunter Education Program continues to grow as more middle and high schools participate. All persons born on or after January 1, 1975, must first successfully complete a certified hunter education course before purchasing a base hunting license. During FY 2024, 6,650 students graduated from 479 statewide hunter education classes. The Law Enforcement Section offers public and in-school courses throughout the year.

Volunteer hunter education instructors continue to provide a great service to the Hunter Education Program. More than 171 volunteer instructors drove 24,884 miles and donated 6,121.75 hours to the program. WVDNR Police Officers logged 13,436.25 hours and drove 149,468 miles.

The section dedicates six regional training sergeants, one support staff and one state administrator to the Hunter Education Program.

The section maintains hunter education class information and registration services on [register-ed.com](https://register-ed.com). Online courses approved by the International Hunter Education Association-USA and the state of West Virginia are designed to eliminate the classroom portion of the program. However, students will not receive their certification until they pass the hands-on practical and final exam at the nearest WVDNR district office. Traditional in-person courses are still taught throughout the state of West Virginia.

During the calendar year 2023, there were five Class A hunting incidents (an injury caused by the discharge of a bow or firearm while hunting), resulting in two fatalities. There were seven Class B hunting incidents (falls from a tree stand), resulting in zero fatalities. There were five Class C hunting incidents (injuries sustained while hunting that are not from a firearm or bow), resulting in four fatalities. There were zero Class D hunting incidents, which are defined as property damage reports.

WVDNR Police Officers across the state participated in several sporting and hunting shows, attended summer camps and other special events such as JAKES Days and the Archery in the Schools State Tournament. The section continues to train prospective coaches for the National Archery in the Schools Program.

The section has conducted numerous interviews for TV, radio and magazines promoting safe hunting and boating.





## Boating Safety Program

The Law Enforcement Section offers in-person boating safety classes in all counties in West Virginia. Students may view class information and register online at [register-ed.com](http://register-ed.com). The U.S. Coast Guard Auxiliary and the U.S. Power Squadron also teaches boater education classes in West Virginia. Online boater education courses approved by the National Association of State Boating Law Administrators and the state of West Virginia can be found at [WVDnr.gov](http://WVDnr.gov). Anyone born on or after December 31, 1986, is required to successfully complete a NASBLA-approved boating safety course before operating a motorboat. While using news releases and interviews during the annual Spring Aboard campaign, the mandatory Boater Education message reaches many new boaters.

The section increased BUI patrols on West Virginia waters from July 1 to Sept. 29, 2023. These patrols resulted in 10 BUI arrests and 504 other citations/warnings.

From July 1-3, 2023, WVDNR Police Officers participated in Operation Dry Water, a nationwide program to reduce alcohol-related boating incidents. This operation resulted in 130 citations/warnings and two BUIs. The section has renewed its efforts toward water safety and increased lifejacket usage by the public through our Wear It Campaign on Facebook and general boat patrols.



Whitewater Enforcement Program

The Law Enforcement Section has the responsibility of regulating the commercial whitewater industry in West Virginia. During the 2023 calendar year, 20 commercial whitewater outfitters were licensed. A total of 29 general outfitters are licensed to conduct business in designated whitewater zones for calendar year 2023.

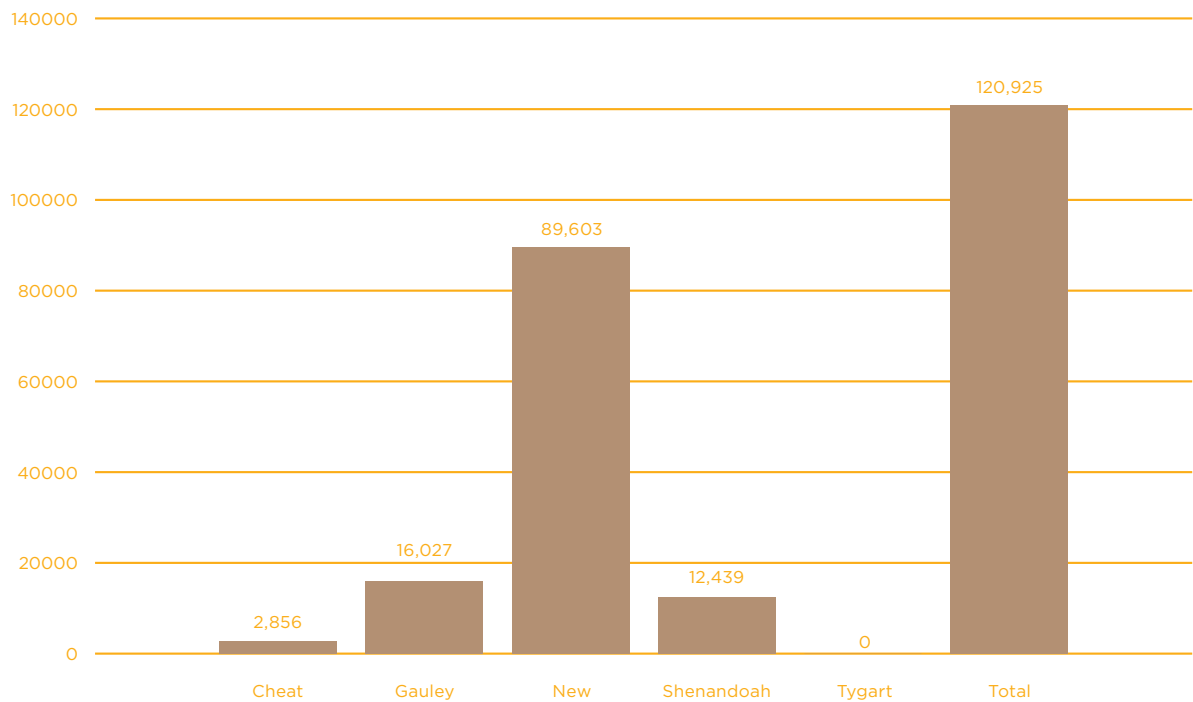
The section issues all commercial whitewater licenses, collects fees, maintains submitted injury reports, user number reports and trip leader reports for outfitters, investigates new license applications and reviews license transfers for approval. WVDNR Police Officers patrol rivers, conduct compliance checks on guides and equipment and investigate whitewater accidents.

Whitewater zones are located on the Cheat, Gauley, New, Shenandoah and Tygart rivers. In the calendar year 2023, commercial whitewater and general outfitters reported that 120,925 people were whitewater users.

The Whitewater Commission and the WVDNR continue to work together, making commercial whitewater operations as efficient and safe as possible. The Commission and the WVDNR continue to work diligently to maintain a comprehensive whitewater reporting system. The website has streamlined all required reporting by outfitters conducting business in whitewater zones.



2023 WEST VIRGINIA WHITEWATER USER NUMBERS

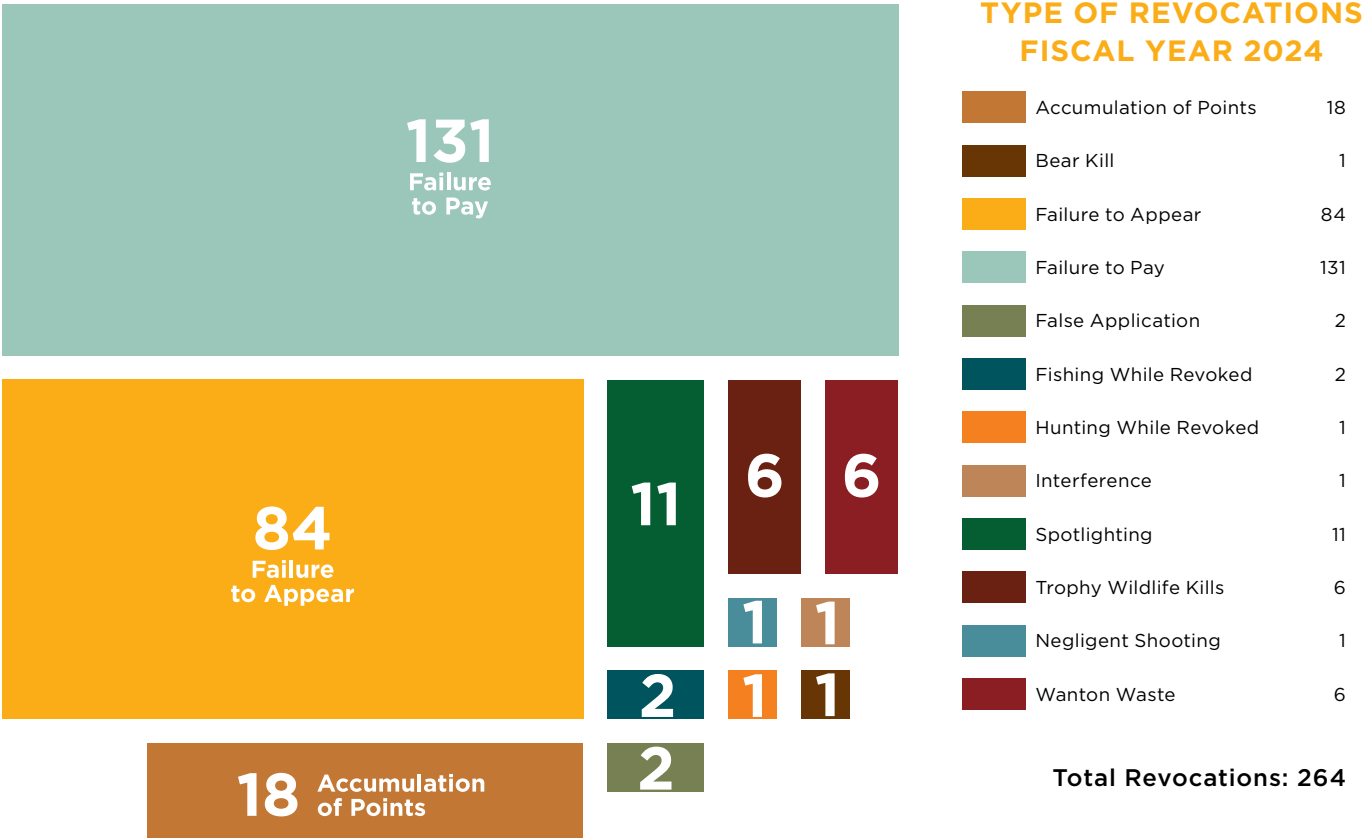


The License/Privilege Revocation System

The Law Enforcement Section procedures for revoking the hunting, trapping and fishing license and privileges are governed by Legislative Rule 58CSR23.

According to the terms of the Interstate Wildlife Violator’s Compact, of which West Virginia is a member, a suspension in any of the compact states is effective in all the compact states if the wildlife conviction is a suspendable offense in the respective states. The threat of not being able to hunt, fish or trap in all or some of the IWVC member states serves as a powerful deterrent to would-be poachers.

More than 8,306 revocation notices have been sent to individuals convicted of hunting, trapping and/or fishing violations since the commencement of the electronic revocation system in the early 1990s. During FY 2024, 264 revocation letters were processed and 118 revocations were ratified by the WVDNR on the IWVC.



## Law Enforcement Activity

### LAW ENFORCEMENT ACTIVITY BY DISTRICT - JULY 1, 2023, THRU JUNE 30, 2024

DISTRICT	ARRESTS					WARNINGS				COMPLAINTS					
	Chapter 20 Arrests	Chapter 22 Arrests	Arrest Warrants	Other Arrests	TOTAL ARRESTS	Chapter 20 Warnings	Chapter 22 Warnings	Warnings Other	WARNINGS TOTAL	Complaints Received	Complaints Investigated	Wildlife Damage Complaints Received	Wildlife Damage Complaints Investigated	Other Complaints	COMPLAINTS TOTAL
1	400	68	40	72	580	628	438	128	1,194	645	613	146	149	61	1,614
2	379	70	14	62	525	332	159	121	612	812	815	297	297	54	2,275
3	344	67	34	53	498	906	266	238	1,410	622	607	257	257	27	1,770
4	641	76	47	65	829	785	167	95	1,047	681	645	197	225	57	1,805
5	561	104	12	33	710	818	328	79	1,225	777	726	62	50	17	1,632
6	487	99	49	55	690	561	336	114	1,011	365	322	73	76	27	863
DISTRICT TOTALS	2,812	484	196	340	3,832	4,030	2,294	775	6,499	3,902	3,728	1,032	1,054	243	9,959
STATEWIDE TOTALS*	2,927	502	202	356	3,987	4,252	1,778	813	6,843	4,144	3,963	1,072	1,086	247	10,512

\*Statewide Totals include retirees and resignations that left during the fiscal year.

#### Definitions

**Chapter 20:** Citations/Arrests for natural resources violations, including Forestry.

**Chapter 22:** Citations/Arrests for environmental violations such as outside burning, air pollution, open dumps, etc.

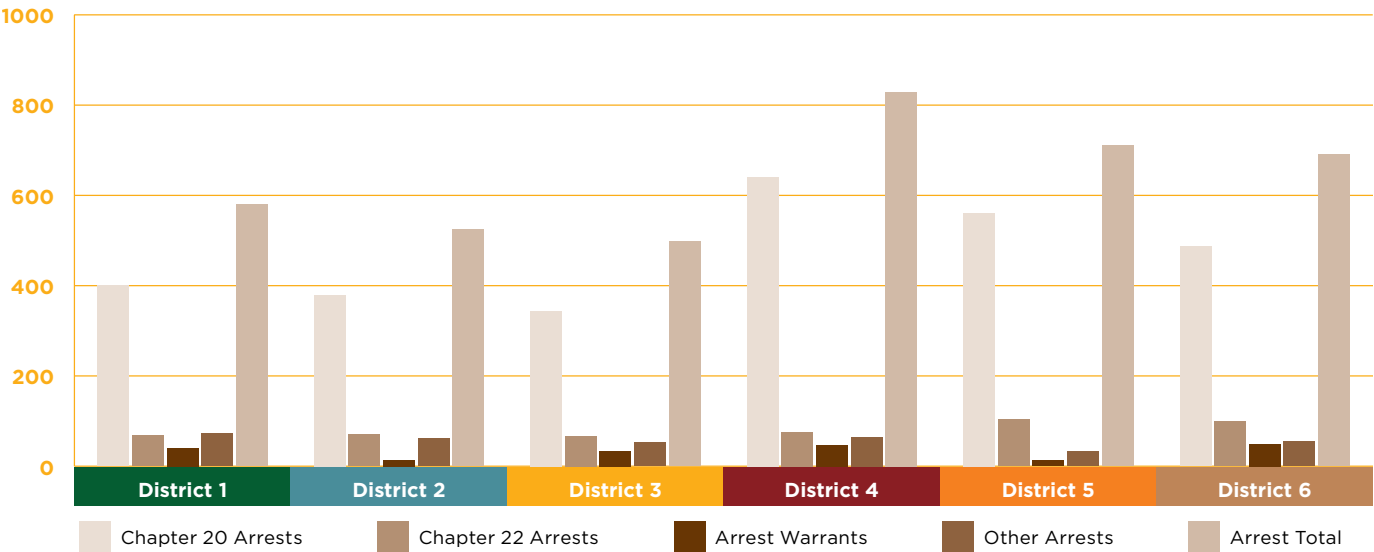
**Warrants:** Arrest warrants served including warrants filed by other law enforcement agencies.

**Other:** Citations/Arrests for motor vehicle violations, possession of controlled substances, and other non Chapter 20 and non Chapter 22 violations.

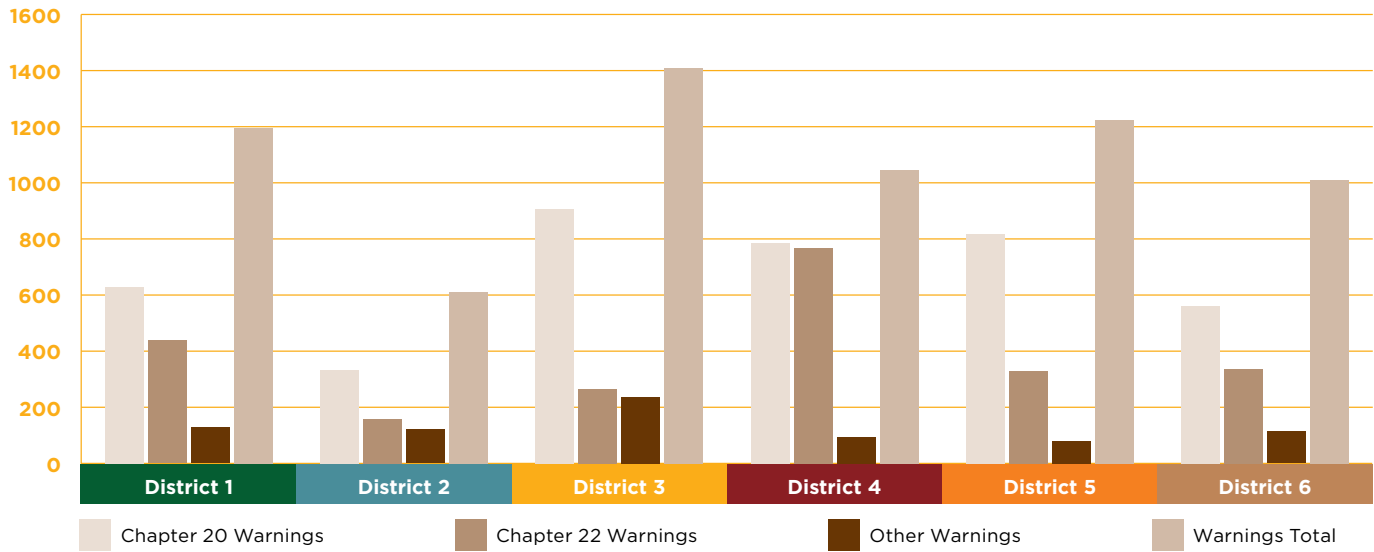


# LAW ENFORCEMENT

## ARRESTS BY TYPE AND DISTRICT - JULY 1, 2023, THRU JUNE 30, 2024



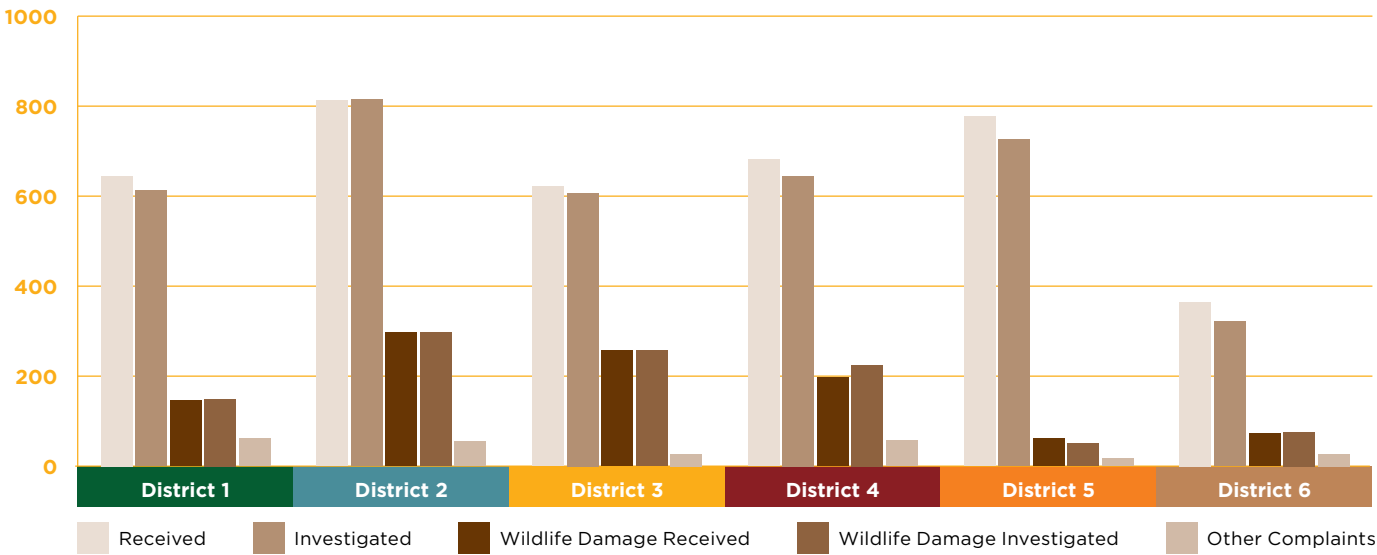
## WARNINGS BY TYPE AND DISTRICT - JULY 1, 2023, THRU JUNE 30, 2024



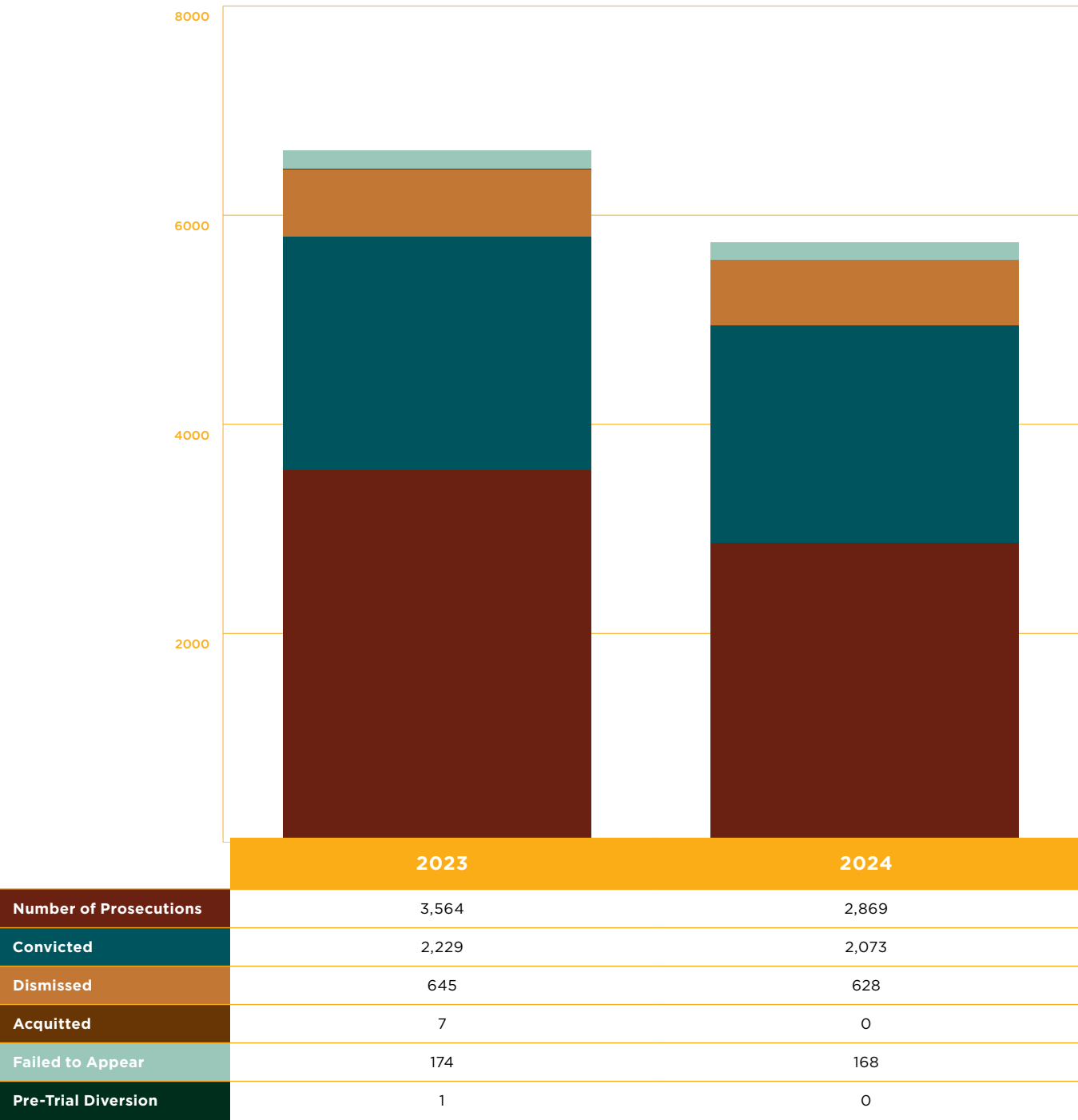
### Definitions

- Chapter 20:** Warnings for natural resources violations, including Forestry.
- Chapter 22:** Warnings for environmental violations such as outside burning, air pollution, open dumps, etc.
- Other:** Warnings for motor vehicle violations, possession of controlled substances, and other non Chapter 20 and non Chapter 22 violations.

COMPLAINTS RECEIVED AND INVESTIGATED BY DISTRICT -  
JULY 1, 2023, THRU JUNE 30, 2024



Prosecution Comparison - FY 2023 vs. FY 2024



## Report of Prosecutions by Charge FY2024

HEADING AND CHARGE	TOTAL
<b>Littering</b>	
Litter, Highway	3
Litter, Public/Private Road or Property in waters of State or within 100ft waters	12
Litter, Private Property	0
Litter, Greater than 500 lbs.	2
Litter, 100-500 lbs.	13
Litter, Less than 100 lbs.	40
Litter, No Record of Mandatory Disposal	75
<b>TOTAL Littering</b>	<b>145</b>
<b>License</b>	
Fishing Paraphernalia in Possession without License	42
Hunting Paraphernalia in Possession without License	4
Residents Fishing without License	402
Residents Hunting without License	128
Non-Residents Fishing without License	117
Non-Residents Hunting without License	21
Hunt/Trap without License in Possession	5
Hunt/Trap/Fish without Photo ID in Possession	28
Fishing without License in Possession	4
Fishing without Trout Stamp	17
Hunting Bear without Bear Damage Stamp	5
Hunting Additional Deer without RB/RRB Stamp	2
Hunting Additional Deer without RG/RRG Stamp	2
Hunting Antlerless Deer without Class N/NN Stamp	17
Hunting without Class BG Resident Big Game Stamp	1
Hunting without Class A-1	0
Hunting without Class Y Permit	1
Hunting Migratory Birds without Federal Stamp	1
Fishing while License Revoked	6
Hunting while License Revoked	2
Hunting without Hunter Education Card	8
Hunting and Fishing License-Making False Application	2
Fishing License- Making False Application	1
Fishing License- Making False Application	1
Failure to obtain Catch and Sell License	1
Trapping without a License	1
<b>TOTAL License</b>	<b>819</b>

## Report of Prosecutions by Charge FY2024

HEADING AND CHARGE	TOTAL
<b>Hunting</b>	
Bear, Failure to Check	0
Bear, Failure to Submit Bear Tooth	16
Possess/Harvest/Sell/Buy Bear Parts from Illegal Bear Kill	0
Hunt/Kill/Possess Bear/Bear Parts Closed Season	0
Hunt/ Possess/Transport Parts of Bear not Tagged	1
Hunt/Feed or Hunt Bear using Bait/Poison/Trap/Explosives	2
Blaze Orange, None or Insufficient	41
Closed Season	72
Exceed Bag Limit (daily)	13
Failure to Check Game(Deer/Bear/Turkey/etc.)	116
Failure to Field Tag Game	51
Illegal Killing or Taking of Deer, Turkey, Boar	1
Illegal Possession of Wildlife or Parts Thereof	242
Hunt Deer fail to comply with Limited Antlerless Permit	5
Hunt Deer with Illegal Firearms/Ammo	13
Hunt/Improper Game Check	4
Hunt, Class Q Assistant Violations	2
Hunt, Class Q Violations	2
Hunt/Shoot Across or in Public Road	17
Shoot Within 25 yards of Vehicle	11
Hunt/Shoot From Motor Vehicle/ATV/Land Conveyance	90
Shoot at Game Not Plainly Visible	4
Negligent Shooting - Person, Serious Injury or Death	1
Negligent Shooting - Livestock/Property	1
Negligent Shooting- Failure to Render Aid Resulting Serious Injury/Death Felony	1
Illegal Shooting Distance of Dwelling	20
Spotlighting/Night Vision	37
Hunt/Trap without Permission - Lands of Another	99
Fish, Wanton Waste Game Fish	2
Hunt, Wanton Waste Migratory Game Birds	0
Wanton Waste Big Game	17
Hunt After Killing Legal Deer	4
Hunt Turkey after obtaining season limit	2
Hunt Turkey Between 1 pm and 1/2 Hour before Sunrise Spring Season	3
Hunt/Take/Kill by Bait/Trap/Snare: Bear, Turkey, Grouse, Pheasant, Quail	27
Hunt/Turkey Youth Season Weapon Violation	1
Hunt/Turkey with electronic call	2
Hunt Bear/Boar/Mig Bird/Protected Bird or Mammal with Bait/Trap/Net Snare	9
Hunt Deer half hour Before Sunrise - half hour After Sunset	20
Hunt, Illegal Kill, Additional Antlered Deer or exceed Three Deer limit	4
Hunt, Illegal Kill, Additional Antlered Deer prior to Antlerless	2
Hunt, Deer, Exceed Antlerless Season Limit	3
Hunt Under the Influence	8
Interference with Hunter/Trapper	5
Hunt/Fail to hunt with an accompanying adult when under the age of 15	6
Hunt/Take Antlered Deer with less than 14" Outside Spread	1
Bait/Feed Cervids/Wildlife in Containment Area	16
Hunt/Take/Possess Non-Game Bird/Protected Bird	1
Hunt/CWD Containment Area Transport Violation	2
Hunt, Possess Firearm while training dogs	1
Dogs Chasing Deer	6
Failure to Tag Traps	4

## Report of Prosecutions by Charge FY2024

HEADING AND CHARGE	TOTAL
<b>Hunting continued</b>	
Failure to Tend Traps Daily	1
Illegal sale of Wildlife - including bear	2
Illegal Transport of Wildlife Out of State	1
Hunt/Possess Untagged Wildlife Killed by another	3
Hunt/Illegal Method, by means other than trap/Beaver/Muskrat	1
Hunt/Illegal Method, Dig/Cut/Smoke out wild animal/bird	1
Hunt/Trap/Kill Fur-Bearing Animal out of season	0
<b>TOTAL Hunting</b>	<b>1,017</b>
<b>Fishing</b>	
Fishing without Permission	6
Fishing in Restricted Area	6
Fishing, Illegal Possession of Wildlife or Parts Thereof	10
Taking Fish by Illegal Methods	4
Using Prohibited Bait in Restricted Areas	2
Access Site Violation, Alcohol	18
Access Site Violation, Possession/Use Controlled Substances	11
Access Site Violation, Unauthorized Use of	7
Fish/No Legible or Waterproof Tag, Dropline	1
Exceed Daily Creel Limit/Trout	10
<b>TOTAL Fishing</b>	<b>75</b>
<b>Boating</b>	
Create Wake in No-Wake Zone	5
None or Insufficient, Fire Extinguisher, MB	6
None or Insufficient Lights	10
None or Insufficient Number of PFDs for Children Under 12	29
None or Insufficient Number of PFDs	118
Reckless Operation	14
Operating Boat without Required Boater Safety Card	4
Tow/Pulling Skier without Observer/Mirror	7
Boat, Unregistered Watercraft	6
Boat without Registration Card	9
Overload Boat, Passengers	2
Operate Watercraft while Under the Influence	0
Boat Under the Influence (BUI)	11
Tow or Operate Boat without PFDs	4
Exceed 10HP Motor Limit	2
Boat, Operating in Restricted Area	0
Boat, PWC Operation Under Age of 15	1
Boat, Operate/Permit to operate not properly equipped	13
<b>TOTAL Boating</b>	<b>241</b>
<b>Outfitter/Guide</b>	
Organize/Outfit Commercial Bear Hunt/Give/Receive Money/Goods/Bear Hunt	2



## Report of Prosecutions by Charge FY2024

HEADING AND CHARGE	TOTAL
<b>Solid Waste</b>	
Open Burning, Air Pollution	4
Open Burning of Refuse/Solid Waste	111
Open Dump, Creating or Contributing to	129
Salvage Yard/Operating without Permit	1
Abandonment of Inoperative Appliances	1
Unlawful Disposal Method of Solid Waste	4
Endangerment by Waste Disposal	90
Deposit Dead Animals/Offensive Substances in/near waters/roadways	4
Burning of Waste Tires	0
Unlawful Disposal of Waste Tires	3
<b>TOTAL Solid Waste</b>	<b>347</b>
<b>Forestry</b>	
Failure to Safety Strip Around Fire	30
Failure to Attend to or Extinguish Fire	8
Illegal Burning	10
Permitting a Fire to Escape	3
Throw Lighted Material on Road or Forest Lands	4
Noncompliance with Burning Permit	0
Burning During Fire Season without Permit	42
<b>GINSENG</b>	
Dig Out of Season	8
Without Certification	2
Ginseng, less than 5 years old	2
Buy without required license	0
Dig without written permission	3
Failure to Plant/Remove Seed at Harvest	2
<b>TIMBERING</b>	
Failure to obtain timbering license	0
Peel Trees/Timber without Permission	2
Possess/Haul on Public Road without Owners Permission	0
Timber/Trespassing to Cut/Take/Damage Trees	1
<b>TOTAL Forestry</b>	<b>117</b>
<b>General</b>	
Conspiracy - Hunting	102
Conspiracy - Fishing	4
Conspiracy - Non-Hunting or Fishing	2
Conspiracy - Commit Felon/Misdemeanor	1
General Obstruction/Withhold Information	47
General Obstructing an Officer	2
General, Obstruction, Physical Altercation - Aggravated Assault	1
General Review Statue	14
General, Illegal Possession of Dangerous Wild Animal	1
General, Take/Possess Native Reptile/Amphibian without Directors Authorization	1
<b>STATE PARK VIOLATIONS</b>	
Possess/Use Controlled Substance on SP	20
No Hunting on SP/Wildlife Refuges	3
Destruction of Property/SP	2
Uncased Firearm/Bow/Arrow in WMA/SP/SF	5

Report of Prosecutions by Charge FY2024	
HEADING AND CHARGE	TOTAL
<b>General continued</b>	
WMA VIOLATIONS	
Alcohol	23
Camping Violations	7
Removal of Prohibited Objects	1
Hunting - ATV in Restricted Area of WMA	6
Improper Disposal of Refuse	3
Motor Vehicle Violations	31
Fire in Undesignated Area	5
Bait/Feed Wildlife	18
Possess/Use Controlled Substance on WMA	8
OUTSIDE CHAPTER 20	
Alcohol	1
Warrant/Fugitive from Justice	1
Motor Vehicle Violations	92
DUI	1
Driving Revoked/Suspended	31
No Operators/Permits - DL	10
Fleeing from Officer	4
Larceny-Petit/All Other Thefts	2
Larceny- Grand/Other Vehicles	1
Possession of Marijuana	35
Illegal Possession of Firearms (Prohibited Person/Felon)	5
Insurance/No Insurance	26
Registration Violations	35
Trespassing	36
False Pretenses/Obtain Goods by over \$1000	2
Destruction of Property less than \$500	7
Destruction of Property/Felony	1
Child Restraint Violation	1
Child Abuse/Contributing to Delinquency of Child	1
Battery	1
HATFIELD-MCCOY RECREATIONAL AREA	
Alcohol Possess/Consume within HMRA	83
No Glass Containers While Riding a Motor Vehicle within HMRA	2
Riding/Remain on Designated/Marked Trails	2
Riding without Helmets	73
Riding without Permits	58
On Trail half hour After Sunset to half hour Before Sunrise	3
Failure to Follow ATV/UTV Manufacture Specs on Age/Size	4
Obeey all Traffic Laws/Devices/Signs	2
<b>TOTAL General</b>	<b>827</b>

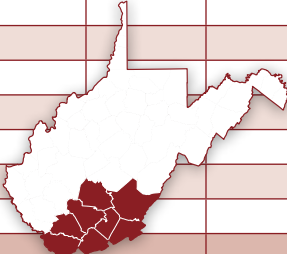
# LAW ENFORCEMENT

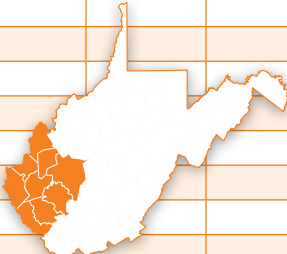
## Reports of Prosecutions for FY2024

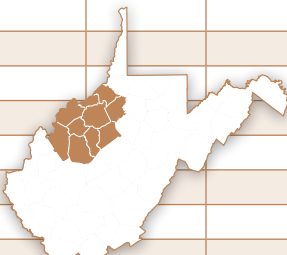
DISTRICT	TOTAL ARRESTS	TOTAL WARNINGS	COUNTY	NUMBER OF PROSECUTIONS	DISPOSITIONS OF PROSECUTIONS			FAILED TO APPEAR	PENDING COURT
					CONVICTED	DISMISSED	ACQUITTED/ DEFERRED SENTENCE		
1	580	1,194	Barbour	25	22	2	0	1	1
			Brooke	46	37	5	0	4	0
			Hancock	52	42	6	0	4	0
			Harrison	60	44	12	0	4	4
			Marion	56	49	7	0	0	14
			Marshall	24	21	3	0	0	6
			Monongalia	53	48	0	0	5	3
			Ohio	14	12	2	0	0	1
			Preston	92	79	9	0	4	2
			Taylor	23	19	2	0	2	2
			Tucker	35	30	3	0	2	0
			Wetzel	9	5	4	0	0	2
			<b>TOTAL</b>	<b>489</b>	<b>408</b>	<b>55</b>	<b>0</b>	<b>26</b>	<b>35</b>
2	525	612	Berkeley	44	43	1	0	0	16
			Grant	86	78	7	0	1	22
			Hampshire	74	69	2	0	3	8
			Hardy	29	18	9	0	2	16
			Jefferson	47	39	3	0	5	14
			Mineral	55	55	0	0	0	0
			Morgan	11	7	2	0	2	3
			Pendleton	44	43	1	0	0	16
			<b>TOTAL</b>	<b>390</b>	<b>352</b>	<b>25</b>	<b>0</b>	<b>13</b>	<b>95</b>
3	498	1,410	Braxton	33	26	4	0	3	0
			Clay	39	26	9	0	4	0
			Lewis	112	101	2	0	6	2
			Nicholas	146	118	20	0	8	11
			Pocahontas	29	29	0	0	0	0
			Randolph	96	86	4	0	6	3
			Upshur	44	41	1	0	2	2
			Webster	39	29	7	0	3	1
			<b>TOTAL</b>	<b>538</b>	<b>456</b>	<b>47</b>	<b>0</b>	<b>32</b>	<b>19</b>

## Reports of Prosecutions for FY2024

DISTRICT	TOTAL ARRESTS	TOTAL WARNINGS	COUNTY	NUMBER OF PROSECUTIONS	DISPOSITIONS OF PROSECUTIONS			FAILED TO APPEAR	PENDING COURT
					CONVICTED	DISMISSED	ACQUITTED/ DEFERRED SENTENCE		

<b>4</b>	<b>829</b>	<b>1,047</b>	Fayette	99	84	13	0	2	9
			Greenbrier	93	70	20	0	3	28
			McDowell	26	23	2	0	1	20
			Mercer	42	34	2	0	6	33
			Monroe	43	19	19	0	5	6
			Raleigh	77	61	9	0	7	24
			Summers	25	23	2	0	0	39
			Wyoming	162	112	42	0	8	45
			<b>TOTAL</b>	<b>567</b>	<b>426</b>	<b>109</b>	<b>0</b>	<b>32</b>	<b>204</b>

<b>5</b>	<b>710</b>	<b>1,225</b>	Boone	79	47	25	0	7	17
			Cabell	32	11	21	0	0	15
			Kanawha	91	20	44	0	27	77
			Lincoln	25	14	10	0	1	6
			Logan	132	63	69	0	0	58
			Mason	29	12	17	0	0	4
			Mingo	33	12	20	0	1	12
			Putnam	19	6	13	0	0	3
			Wayne	20	0	20	0	0	15
			<b>TOTAL</b>	<b>460</b>	<b>185</b>	<b>239</b>	<b>0</b>	<b>36</b>	<b>207</b>

<b>6</b>	<b>690</b>	<b>1,011</b>	Calhoun	29	23	6	0	0	3
			Doddridge	35	29	6	0	0	9
			Gilmer	24	18	6	0	0	7
			Jackson	43	15	26	0	2	13
			Pleasants	35	33	2	0	0	0
			Ritchie	21	16	5	0	0	2
			Roane	46	23	17	0	6	66
			Tyler	16	11	5	0	0	8
			Wirt	16	10	6	0	0	10
			Wood	176	92	67	0	17	54
			<b>TOTAL</b>	<b>441</b>	<b>270</b>	<b>146</b>	<b>0</b>	<b>25</b>	<b>172</b>

<b>DISTRICT TOTAL</b>	<b>3,832</b>	<b>6,499</b>		<b>2,885</b>	<b>2,097</b>	<b>621</b>	<b>0</b>	<b>164</b>	<b>732</b>
<b>STATE TOTAL</b>	<b>3,987</b>	<b>6,843</b>	<b>THIS STATE TOTAL INCLUDES RETIREES AND RESIGNATIONS THAT OCCURRED DURING FISCAL YEAR 2024</b>						



## PARKS AND RECREATION

Bradley R. Reed, Sr., *Chief*





## Introduction

This report provides a review of major programs, policies, actions and challenges addressed during the 2024 fiscal year.

## Overview

The mission of the Parks and Recreation Section, as detailed in the West Virginia Code §20-5-3, is to promote conservation by preserving and protecting natural areas of unique or exceptional scenic, scientific, cultural, archaeological or historical significance and to provide outdoor recreational opportunities for the citizens of this state and its visitors.

The Parks and Recreation Section has successfully met the mandates of this legislated mission throughout its almost one-hundred-year history. The state parks system comprises 36 state parks, nine state forests and three state rail trails, which accounts for more than 164,000 acres of easily accessible public lands.

Conceived out of a nationwide conservation and park construction movement in the late 1920s and early 1930s, the development of the West Virginia state parks system focused on the rugged beauty of our state, integrating preservation and conservation principles as ways to not only preserve our natural resources but to also spur visitation, tourism and development in economically depressed areas of our state. Acquisition and construction of state parks, recreational facilities on state forests, and rail trails continues even to this day, which assists to accentuate West Virginia's growing reputation as a go-to destination for travelers and as a great place to raise a family.

The impact of park development on local communities is particularly evident in places such as the Canaan Valley area, the area around Pipestem and in Logan County, where park construction created a catalyst for similar private entrepreneurialism. Now, more than 97 years later, the state parks system continues that legacy by being one of the consistent cornerstones of a robust tourism industry, welcoming over ten million visitors annually. The existence of West Virginia's state parks and forests has increased surrounding property values. Parks and state forests have helped create new businesses and, most importantly, created year-round and seasonal employment in areas where employment was limited. This alone has impacted and improved the health and wellness of West Virginia citizens living nearby.

Additionally, the development of a state parks system in West Virginia has proven to be a great investment for the taxpayers. In 2023, the WVDNR recommissioned a study to renew the understanding of the economic impact of West Virginia state parks and forests on the state and its citizens. A key finding of this study was that the total economic impact of the system annually was \$482.98 million dollars. Of that spending, 58 percent was from out of state visitors. Furthermore, the total economic activity stimulated by West Virginia state parks and forests during FY 2023 was \$521.56 million dollars. Total economic impact is a measure of fresh money infused into the state's economy that likely would not have been generated in the absence of the parks system. This study showed that for every \$1 of general tax revenue provided to state parks, \$18.54 on average was generated in fresh money that would not be present except for the operation of state parks and forests. It is important to note, however, that according to [usinflationcalculator.com](https://www.usinflationcalculator.com/), the United States' inflation rate has increased from 1.4 percent in 2016 to 3.2 percent in 2024. Park revenue collections and attendance have grown significantly in the same time frame.





## Overview continued

A snapshot of the facility inventory provides insight into the complexity of this state's parks system. The West Virginia State Parks System includes 798 lodge rooms, 358 cabins, 1,546 campsites, 152 picnic shelters and 559 playground units. This number will increase due to construction of additional camping sites and the construction of additional cabins, both to be in operation by FY 2025. Nevertheless, this inventory includes more than 2.5 million square feet of indoor space, in nearly 1,500 buildings, which have an average age of more than 50 years. Further, the parks system maintains more than 700 miles of hiking trails, provided across 48 areas. This alone demonstrates that West Virginia has incredibly diverse revenue-producing features in comparison to other states. What also makes West Virginia's parks system so distinct is the uniqueness of the facilities that it operates. For example, West Virginia State Parks manages the town of Cass, operates an island and sternwheel boat at Blennerhassett Island, a ski area at Canaan Valley Resort and zip line operations at Pipestem Resort. These are only a partial list of features that separate West Virginia's state parks from national norms. It is well known in professional parks and recreation circles that the West Virginia State Parks system is one of the best in the nation.

Each state park and forest contribute to the value of the state and the excellence and complexity of the system. Unique West Virginia treasures such as Blackwater Falls, the Babcock Glade Creek Grist Mill, Twin Falls Resort Pioneer Farm and the Droop Mountain Battlefield Civilian Conservation Corps (CCC) era Lookout Tower are iconic representations of West Virginia. Exceptional scenic overlooks are on display at areas such as Hawks Nest, Cacapon Resort, Pipestem Resort, Babcock, Lost River, Coopers Rock and Carnifex Ferry. The preservation of the impressive virgin forest at Cathedral State Park and representation of 18th-century life at Prickett's Fort State Park, while operating Stonewall, Canaan Valley and Pipestem Resorts, further represent the diversity of the system and its management challenges.



## General Information

### GUEST SAFETY AND SATISFACTION

Guests visiting the West Virginia State Parks System have an overwhelmingly safe, enjoyable and memorable experience. The agency works diligently to ensure the highest level of care and maintenance over the operations of complex facilities, including public walkways, parking areas, elevators, cabins, lodges, water parks and marinas, historic structures, pools, lakes, dams, water systems, sewage systems and other similar important facilities offered for the care and use of the public. The system provided high quality recreation to the public this past year with minimal incidents or safety concerns. The parks system affords the traveling public a safe outdoor recreation experience. Fundamental for marketing is the awareness that overnight facilities and park grounds are considered reasonably safe from danger by the traveling public. A significant gauge of this success is the ongoing nominal instances of crime occurring within the parks or forests. Furthermore, guest comments overwhelmingly rate our hospitality and customer service as excellent and our facilities as either good or excellent, on both the submitted ratings forms, or on social media platforms, such as Google. A major management emphasis in park operations is placed on hospitality and providing excellent guest services. Staff continues to routinely train recurring and new employees in an in-house designed hospitality training program, which recently won the award for Excellence in Tourism Education from the West Virginia Hospitality and Travel Association.

### WORKFORCE

This past year, the parks system has made strides in narrowing the gap of the park system's workforce deficit. Last year, it was reported that the parks system was struggling to operate its facilities with more than 85 full-time and 233 seasonal staffing vacancies. Fortunately, the parks system has been able to successfully recruit, hire and retain many new employees and recruit candidates with experience and education that would allow them to obtain competitive wages and salaries. As of this writing, there are 67 full-time vacancies and 114 part-time seasonal vacancies. Due to recruitment efforts and increased advertising on workforce platforms, interest in working for West Virginia's state parks system continues to grow.

## General Information continued

### EDUCATION

The parks system continues to emphasize education and interpretation. This year, a chief naturalist was hired. This person oversees the operational programming of the field level full-time park activities coordinators (naturalists), as well as year-round and summer naturalists. There are seven full-time naturalists as well as several year-round seasonal and summer naturalists who have engaged thousands of guests through interpretive programming, guided hikes, special events and nature center visits during this past year. Volunteer docents and interpreters, such as museum guides in period attire, assist with this effort.

The system continues to improve the quality of programming, concentrating largely, but not exclusively, on interpretation of native flora, fauna, natural history and the mission of the parks system. Park naturalists conduct system-wide initiatives across the parks system, such as first day hikes, fall hikes and other seasonal events.

Although this programming is designed and developed for all ages and all demographics, a renewed effort has been placed on programming geared toward our youth. The YPP Program (Young People for Parks) is the parks system's equivalent of a junior ranger program. Programmers and naturalists develop kid appropriate programs whereby youngsters can earn special recognition by attending, participating in interpretive hikes, wildlife observation, crafts, and natural history programming to earn patches. The chief naturalist is working closely with field naturalists to expand this program across more state parks and forests, with a potential retooling of the program to be more suited as a junior naturalist program.

### NON-NATIVE INVASIVES

The spread of non-native invasives continues to be a significant issue in West Virginia's state parks. Although localized efforts continue at the field level, overwhelmingly many of the state parks continue to struggle with any successful eradication measures.

The seemingly exponential spread of species such as Japanese Stiltgrass, Japanese Barberry, Garlic Mustard, Bush Honeysuckle and Autumn Olive are creating monocultures in numerous natural areas. This is forcing out native species biodiversity that, in turn, critically harms healthy ecosystems. A plan for addressing problem areas and for protecting non-affected areas needs to be developed, funded and implemented.

## Finances

### REVENUE GENERATION

Wisely over the years, WVDNR officials, with the support of governors and legislators, have invested dollars into developing high quality, revenue-generating facilities that heavily defray the cost of operating a statewide parks and recreation system and create jobs in 35 counties across the state.

Along with marketing efforts, state park revenue has continued to increase since the pandemic of 2020. In FY 2024, there was a year-over-year revenue increase of \$2.3 million, with total revenues coming in at \$39 million. This is a significant jump from pandemic-level revenues of \$21 million in FY 2020.

Additionally, more state parks during the past year have become fully or almost financially self-sufficient. Areas that have joined that club include Blackwater Falls State Park, Cacapon Resort State Park, Babcock State Park, Beech Fork State Park and Watoga State Park. Revenue generation, in addition to sound fiscal management practices, has resulted in total state-wide self-sufficiency numbers rising to over 73 percent. Lodge and resort park revenue, as well as cabin rental, camping, retail, food and beverage, spa operations and golf have helped sustain this high level of self-sufficiency and mitigate expenses incurred due to operation of non-revenue generating day use and satellite areas.



# PARKS AND RECREATION

## Finances continued

### EXPENDITURES

The success of the West Virginia's State Park System can sometimes be reduced to internal fiscal matters by those without a thorough understanding of what the system fully provides for the citizenry. There are multiple factors to consider when those thoughts are presented. To begin, consideration of the total economic impact of the parks system, as noted above, must be given. Like the tourism industry, the parks system brings an annual financial return to the taxpayers in terms of commerce brought into the state. Additionally, the parks system often serves as community or county parks to local governments and citizenry providing free recreation and quality of life enrichment. Many parks only possess revenue centers at minimal levels.

Nevertheless, as revenues increase, sometimes expenditures increase as well. The traveling public has expectations that destinations, such as state parks, will be well-maintained, safe and that the products offered will be of a high quality. Fixed or recurring costs of operation, such as utilities, supplies, food and beverage costs, equipment repairs and general maintenance continue to climb. Closely monitoring discretionary expenditures coupled with a sound system of procurement practices allows for close monitoring of expenses without impacting guest experiences.

Furthermore, the recruitment and retention of qualified staff, although improved greatly over the last fiscal year, has become more demanding in terms of candidates' expectations of hourly rates and salaries. Minimum hourly rates to attract and retain part-time seasonal, summer and year-round part-time employees have increased significantly beyond the state minimum wage. Again, sound fiscal management and prioritization of expenditures have resulted in successful operations and the ability to operate without the curtailment of services or facilities.

### FUNDING

Outstanding needs for the parks system remain. As buildings, equipment and recreational facilities age, adequate capital funding must be maintained to ensure that parks are operated at the highest level of safety for both guests and employees and meet or exceed the expectations of visitors.

Nevertheless, basic funding needs of the park system include updating aging infrastructure, upgrading golf irrigation systems and cart paths, accessibility projects, replacing fleet vehicles that exceed the minimum retirement criteria and replacing turf equipment.

### RECENTLY COMPLETED CAPITAL PROJECTS

- Blackwater Falls State Park lodge main sewer line replacement
- Cacapon Resort State Park electric improvement for group events
- Canaan Valley Resort State Park conference room carpet
- Cedar Creek State Park wastewater treatment lagoon replacement
- Chief Logan Lodge hot water tank replacement
- Chief Logan Lodge HVAC emergency repair
- Hawks Nest State Park CCC pavilion repair
- Hawks Nest State Park sewage lift station replacement
- Kanawha State Forest campground bathhouse wastewater improvement
- Little Beaver State Park sewer line repair
- Lost River State Park wastewater treatment plant filter bed repairs
- North Bend State Park cabin 6 roof repair
- Pipestem Resort boiler replacement
- Pipestem Resort zipline tower 10 replacement
- Pipestem Resort conference center roof replacement
- Pipestem Resort Mountain Creek Lodge fire alarm replacement
- Twin Falls Resort splash park





## Finances continued

### UPCOMING CAPITAL PROJECTS

The Planning, Engineering and Maintenance Office is currently engaged in projects that account for \$125.5 million in special appropriation, grants and park repair projects.

14 Special Appropriations Projects (\$94 million)

11 Grant Funded Projects (\$16.9 million)

34 Parks Repair Projects (\$14.6 million)

- Audra Wastewater plant repairs
- Cacapon Resort State Park mountain bike trail (EDA grant)
- Canaan Valley Resort Snowmaking
- Canaan Valley Resort State Park LWCF hiking trail (LWCF grant)
- Canaan Valley Resort wastewater improvements (WDA-EEG grant)
- Cass Scenic Railroad 100-unit campground
- Chief Logan Hatfield McCoy Trail connector
- Chief Logan HVAC replacement
- Coopers Rock State Forest 12 new cabins and 25 campsites
- Coopers Rock State Forest water and wastewater
- Coopers Rock State Forest overlook bridge replacement
- Kanawha State Forest campground electrical upgrade
- Lost River State Park 35-unit campground
- Pipestem Resort and Hawks Nest state parks trams
- Restroom ADA improvements phase 1- system wide
- Summersville Lake State Park construction
- Watoga and North Bend state parks swimming pools



### IMPROVEMENTS AND EVENTS SUMMARY

A brief listing of significant projects, issues and events that took place in FY 2024.

- Total retail sales for FY 2024 exceeded \$5 million in all West Virginia State Park's gift and retail outlets.
- Severe weather spurring a localized tornado in April caused damage at Babcock, Beech Fork, Camp Creek and Hawks Nest state parks.
- Beech Fork State Park began construction on a new ADA bathhouse.
- Several CCC built structures at Cabwaylingo State Forest underwent renovations that included log replacement, roofing and stonework restoration.
- Groundbreaking for the first phase of the mountain bike trail project, funded by the U.S. EDA, took place at Cacapon Resort State Park.
- Canaan Valley Resort State Park introduced snow-bikes as a new skiing activity during the winter months.
- Carnifex Ferry Battlefield State Park's sign shop constructed new branded signage for many state parks.
- The Chief Logan Lodge at Chief Logan State Park replaced mattresses in all 75 lodge rooms.
- The park office and gift shop at Greenbrier State Forest was moved to the former assistant superintendent's residence.
- Kanawha State Forest had its first full year of guided equestrian trail rides.
- A forest fire burned about 800 acres of Lost River State Park.
- North Bend State Park staff worked with the WVDNR's Wildlife Section on Japanese Stiltgrass plot eradication.
- McKeever Lodge at Pipestem had its boilers replaced, and a new roof was installed at the Bill Robertson Clubhouse.
- The Daughters of the American Revolution installed a monument at Pricketts Fort State Park, commemorating the 250th Anniversary of the Revolutionary War.
- Stonewall Resort State Park kicked off a second innovative readiness training with the U.S. Marine Corps.
- The Lily Pad Splash Park opened for business at Twin Falls Resort State Park.
- Tygart Lake State Park conducted a joint clean-up with the Taylor County 4H, and massive amounts of trash were removed from the high-water line of Tygart Lake.

# PARKS AND RECREATION

---

## Individual Area and Section Activity Reports

### AUDRA STATE PARK

Audra State Park had an exceptional year of growth. The park saw an increase in the number of campers and gift shop revenue compared to the previous year. A seasonal naturalist joined the staff, providing an opportunity to present programs for kids and adults. The naturalist also helped to maintain the park's natural environment and began to establish pollinator areas. Campground bathhouses were improved with new windows and heaters that will allow for the facilities to stay open longer into the fall season. The gift shop underwent upgrades, including new shelving, reorganization and a new entrance into the storage area which allowed for better customer service. Electrical posts on five sites were upgraded and 16 new benches and picnic tables were built for the campground and picnic areas. New grills were installed in the picnic loop. Planning for the new office location, concession stand and wastewater facility began. New first aid kits were placed in areas throughout the park, and new radios were purchased for intercommunication. Two new AEDs have been placed on the park.

### BABCOCK STATE PARK

Several new fire rings and park grills were installed at various campsites and picnic areas. Most of the park's signposts were repainted, while several signs that seemed to be excessive in nature were eliminated park wide. Several cabin wood sheds were repaired. A new hydrant was installed behind the bathhouse at the campground. Encroaching limbs were removed from the length of Narrow-Gauge Trail. Most parking lots were re-striped for better traffic control. Several hazardous trees that were too large or difficult for staff to remove were removed by contractors. Many fallen trees blown down by a tornado in April 2024 were removed throughout the park, many from the Old Sewell Trail. Babcock received assistance from the maintenance staff at Twin Falls Resort and local volunteers to complete this major cleanup. New waterfall information signs were installed near designated waterfalls throughout the park. A few of the large beams were reinforced at the Sugar Camp picnic shelter. New gravel was placed in several campsites and overlook parking areas. The park received a fall trout stocking during the governor's special monster trout stocking event. Improvements at cabins 14 and 15 included painting ceilings, and installing bathroom tile, new appliances and a new deck at cabin 15. The park's iconic stone administration building received roofing repairs and new shingles. Satellite television service and new televisions were added to legacy cabins 16–20. New metal lock housings were installed on some of the park's access gates to prevent vandalism. New slip deterrent rubber mats were installed to the bridge crossing the creek on the Narrow-Gauge Trail.

### BEARTOWN STATE PARK

Several sections of the boardwalk were replaced due to rot, and many handrails were repaired. Many old signs were replaced.

### BEECH FORK STATE PARK

Beech Fork State Park employees completed new rear decks on all six cabins. One cabin and the Moxley Branch and Lake View bathhouses received new roofing. In the fall of 2023, work was started on new ADA bathhouses in all four sections of the campground. Work was scheduled to be completed in November 2024. A severe weather event in April 2024, which included strong winds and possible tornadoes, brought down multiple trees throughout the park. The middle part of that month brought a lot of rain with some minor flooding. Several major water leaks were repaired during the reporting period. The bridge abutment leading to the campgrounds was repaired and filled. The pool was pressure washed and painted. The annual Heron Fest in 2023 had a great turnout with a full campground and contests, crafts, food, music, cloggers and trick or treating. Due to the success of the 2023 event, Heron Fest 2024 reservations sold out the day they opened. The annual spring cleanup brought in 20 volunteers that braved a cold, windy and rainy day.

### BERKELEY SPRINGS STATE PARK

Berkeley Springs hosted many special events throughout the year, including multiple Art in the Park events, the Summer Concert Series in July and August, Mountain State Cruiser car shows and Morgan County Jeepers shows. In October, Berkeley Springs had a tent sale during the annual Apple Butter Festival, which generated more than \$9,700, a record-breaking total for the event. On April 19, staff hosted a ribbon-cutting ceremony to dedicate a new pedestrian bridge and acknowledge upgrades to park sidewalks and the walls of Warm Springs Run. The celebration was attended by members of the Berkeley Springs State Park and Cacapon Resort State Park foundations, as well as local representatives who made the project possible.





## BLACKWATER FALLS STATE PARK

The overflow parking lot for Blackwater Falls and the Trading Post was paved. Seven cabin exteriors were stained. Three cabins received new decks, and one also received new interior flooring. Cabins 1–26 had outdoor fire pits installed. Sewer treatment plant upgrades at the Trading Post were completed. Several new park benches were installed that were purchased by individuals as a donation. In FY 2024, the several gift shop locations within the park achieved total sales of \$1.3 million. The park hosted about 40 weddings, almost 20 family reunions and more than 110 conferences, buses or retreats. Total group sales generated nearly \$400,000 in revenue during the reporting period. The Nature Center welcomed more than 21,000 visitors, and more than 700 activities or programs were offered to guests. The park also served as host for the West Virginia Governor's School for Tourism.

## BLENNERHASSETT ISLAND HISTORICAL STATE PARK

Being located on an island brings many unique challenges to Blennerhassett Island Historical State Park, chief of which involves the logistics of moving people and materials on and off the island. The 2024 season started off with an unexpected late April flooding and two high water events in about one week's time that deposited large amounts of mud and debris on the island. The staff worked tirelessly to clean and prepare the island, and the opening of the park was only delayed one week. One of the highlights for this year was the placement and installation of an Almost Heaven swing in the historic Walnut Grove area. Working alongside the park's foundation, staff returned the original Margaret Blennerhassett China Cabinet to the mansion's dining room. According to the family's history of the piece, the base was destroyed in the flood of 1913. The park's foundation commissioned a local cabinet maker to create a period appropriate base. Once that was accomplished, the original top and new base were moved to the island by the park staff. A disc golf course designed by local players was added to the park this year. The course is a mixture of wide-open holes, wooded holes and unique holes requiring special shots. One hole of interest is a 1,500-foot par 6 that is reportedly the longest disc golf hole in West Virginia.

## BLUESTONE STATE PARK

Bluestone State Park opened another new trail during the reporting period. With the help of employees and volunteers from the community, the Mary Ingles Trail was established along the shore of Bluestone Lake, following the path Mary Ingles took on her journey home from captivity in the 1700s. Above the trail at the Almost Heaven swing, the Summers County Historical Society donated an interpretive sign describing the journey in detail. With the assistance of the New River Gateway Convention and Visitors Bureau, a sidewalk and ADA parking area was installed at the swing, along with a beautiful new observation deck. The new area has proven to be very popular.

Bluestone had the opportunity to again host the annual Mecot Camara Memorial Ruck that runs from Bluestone to Pipestem along the Bluestone Turnpike Trail. The turnout was even better than the first event and was a great chance for the two parks to cooperate for a good cause. Representatives from MonPower and First Energy worked with Bluestone on planting trees across the park. More than 100 native trees were donated and planted in areas near the cabins and the campgrounds. Working with the Army Corps of Engineers, the park established new native pollinator zones. Utilizing an area near the cabins that had been cleared for power line right-of-way and another area near the outdoor pool, the park planted native wildflower mixes provided by the Corps. These zones should provide both beautiful views and benefits for bees, butterflies and more. The Corps and the park also developed a plan to improve and maintain the parking area at the boat launch. Several flooding events occurred during FY 2024, resulting in closures of the boat launch area and occasional closures of the campgrounds. Areas were cleaned and reopened as soon as it was safe to do so. The Phase 5 dam construction is ongoing and will continue to at least 2029, so several more years of increased flood frequency are expected.





## CABWAYLINGO STATE FOREST

Cabwaylingo State Forest completed several extensive historic site preservation projects during the reporting period. Within the Long Branch area, CCC picnic shelters had structural logs replaced, roofs re-shingled, loose stonework stairways reinforced with mortar, and a new wooden bridge was constructed to join the Ash Branch and Long Branch Historical Trails. Spruce Creek's twin shelters, above the campground entrance, were brought back to usefulness by repairing structural damage, re-shingling, and re-establishing pathways to those shelters. Tick Ridge Shelter at the primitive campground had several logs replaced, the fireplace was resurfaced, and a new coat of paint was applied throughout. All cabin mattresses, bedding, pillows, small kitchen appliances and cooking utensils were replaced or upgraded. Legacy cabins underwent several log replacements to continue to maintain the structural integrity and aesthetics of the nearly 100-year-old structures. Along with the in-house log replacements, legacy cabins had period correct handrails installed for the front and backdoor steps to ensure guest safety. The group camp received two new ovens, a three-door commercial refrigerator, a donated ice maker for the kitchen/dining facility and an additional donation of gravel for the parking area. New light fixtures for the adjacent Bonnie-Watts Shelter were also donated and installed by staff.

## CACAPON RESORT STATE PARK

Cacapon Resort State Park hosted the International Bow Organization from August 8–13, 2023. More than 1,400 competitors registered for the event and more than 3,000 spectators visited the park during the event. Revenue from the event was \$108,000. Multiple NICA events and an Enduro race were held at the park during the year, bringing in competitors from multiple states. In August and September 2023, the Batt Shelter parking area was renovated and paved. The park overlook was rebuilt in October 2023 to continue giving guests a breathtaking panorama view of West Virginia, Virginia, Maryland and Pennsylvania from Cacapon Mountain. In November 2023, the West Virginia Gold Star Mothers donated and coordinated the planting of 55 apple trees to represent the counties of the state. Groundbreaking for the first phase of the \$3.5 million EDA Grant for Mountain Bike Trail construction occurred in January. The project is projected to be completed in January 2027. The second annual Rise to the Occasion Sale was held in March, with 22 local artisans attending the vendor fair organized by park staff. On Memorial Day weekend 2024, the golf course celebrated its 50th anniversary with a tournament. Nineteen teams competed and proceeds went to the Cacapon Resort State Park Foundation. In June, a privacy fence was constructed around the Healing Waters Spa patio to give guests a private place to lounge and view Cacapon Mountain after treatment. Cacapon Resort was the last stop in the Governor's School of Tourism in June, where attendees focused on the Mountain Bike Trail projects and development that are occurring throughout the park. Some of the programs held at the park this past year were the annual Girl Scouts Love State Parks event, a Christmas concert and party at the Old Inn, New Year's Eve at the lodge, first day hike, Easter Day activities and Irish road bowling among many others.





## CAMP CREEK STATE PARK

Camp Creek State Park staff completed several projects this year including dozer work to two main trails in the forest, Bear Wallow and Deer Crossing. Water bars were opened back up, and the roads were graded to help with drainage to prevent the trails from washing out. This was the first year Camp Creek was part of the Governor's quail stocking program. Quail were stocked in several locations several times prior to the opening of quail season. Weather events necessitated extensive trail clean up, as early spring rain and windstorms knocked down over 200 trees. Park employees worked for several days to re-open all trails. Staff used the park's portable sawmill and milled logs to create new backstops for campsites and new rafters and support timbers for the pack in shelter that was damaged by falling trees in early spring. Employees cut, split and stacked more than 1,000 bundles of firewood to sell to guests during the camping season. Employees replaced a main line water shut off to the amphitheater and replaced the water booster pump for the main park water system. To provide a place for hikers to rest, park employees made split log benches and installed them in difficult locations on trails, as well as at both playgrounds in the park. After several meetings with the Nature Conservancy, West Virginia Department of Highways (DOH) and Mercer County Commission, a grant was received to make necessary changes and repairs to Brush Creek Falls Trail.


Special events included the spring Ramp Festival, Craft Show and Flea Market, the Jeepn' at the Creek event, the Fall Festival and Craft Show, Birds of Prey show with Three Rivers Avian Center and the Peak of the Bloom event with the Mercer County Grass Roots District.

## CANAAN VALLEY RESORT STATE PARK

Canaan Valley Resort State Park saw significant improvements and hosted several large groups and events during the reporting period. This included the addition of the Almost Heaven swing at the Balsam Swamp overlook. The ski area added a new snack shack concession stand located in the snow tubing area, as well as snow bike tours. Canaan hosted large events such as the Mountain Luau, Wheeling Symphony, New Year's firework show, Civil War reenactment, NICA bike race and many more. Canaan was also the host to several large groups such as BMW Riders Association National Rally, West Virginia Pupil Transportation Conference, the Annual West Virginia Governor's Tourism Conference and more than 300 other groups. Along with the improvements, repairs were made to the golf course irrigation system, park signage and trails. Upgrades and construction to Canaan's sewer system were also completed.

## CARNIFEX FERRY BATTLEFIELD STATE PARK

Park staff worked diligently on new West Virginia Department of Tourism-designed entrance signs for all state parks along with all other sign orders from the WVDNR and other state agencies. The design requires several steps and takes several hours to complete due to the many colors and layers involved in the process. All painting and epoxy were carefully done by hand at the state park sign shop. The Patterson House Museum and gift shop continued to be updated with new donated items for display and new merchandise and souvenirs for sale. Park staff also continued to improve and upgrade the park trail system with proper sized and more visible trail markers. Steep areas along trails and to overlooks were maintained and improved on a regular basis along with water breaks to prevent erosion. The trail system is a very popular park attraction as it leads to three different overlooks with spectacular views of the Gauley River.



# PARKS AND RECREATION

---

## CASS SCENIC RAILROAD STATE PARK

The historic Cass Company Store, which dates to 1902, continues to be a focal point for guest services and a highlight of their experiences. The store, thanks in no small part to the excellent work of the staff, achieved record sales for the year. The store and the park really are time machines, which transport guests to a different era. This phenomenon is reflected in the strong sales of items which harken back to simpler times, a person's childhood or goods which help capture a memory. Cass staff partnered with the USDA's Farm Service Agency and is a host site for a new Ambient Weather WS-1965 weather station. The Cass station, identified as WVCM-106, is part of an ongoing climate monitoring program with information accessible via the internet providing real-time data about conditions that would be of interest to guests, or those planning trips to the area, like temperature, humidity, rainfall, etc. Staff installed 30 new smoke and carbon monoxide alarms throughout the park, with emphasis on the 24 rental houses. These new NFPA 70 compliant alarms feature high-intensity strobes meant to alert all guests to a potentially hazardous situation.

## CATHEDRAL STATE PARK

Cathedral State Park experienced an increase in hikers and day-use visitors. The park participated in the Naturalist Workshop and Wildflower Pilgrimage events hosted by Blackwater Falls State Park.

## CEDAR CREEK STATE PARK

Cedar Creek State Park made several improvements during the reporting period. The most noteworthy improvement is the installation of an in-ground chamber sewage system with multiple drain fields. The roof of the general store underwent significant repairs. The Cedar Creek State Park Foundation hosted a cleanup event that included repainting the Maple Shelter. The foundation donated several tons of gravel to be placed at several campsites and bought wood to build trash can holders for the newest section of the campground. Several park roads were improved, including widening of the roads at the log cabin and campground dump station. Drainage improvements were made at the recreation building parking lot. Many concrete areas and walkways with high usage were pressure washed. One bathhouse underwent renovations. During the offseason, hazardous trees were removed from various locations in the park for guest safety and to protect infrastructure. Invasive species such as autumn olive were removed in heavily concentrated areas of the campground.

## CHIEF LOGAN STATE PARK

Chief Logan State Park saw infrastructure enhancements, park improvements and community and special events in FY 2024. New HVAC systems were installed in the restaurant and office area of the lodge, improving climate control and energy efficiency. Internet connectivity was upgraded with the installation of fiber optic internet service by Frontier at the park headquarters. The lodge received a complete set of new mattresses and box springs for each room, enhancing guest comfort. A customized trailer for the new zero-turn mower was built by the Ralph R. Willis Vocational Center. On September 30, 2023, the park hosted Tread Lightly Day, a cleanup event sponsored by BF Goodrich, Tread Lightly, West Virginia Overland, LLC, East Coast Overland Adventures, the West Virginia Division of Environmental Protection (DEP) and the WVDNR. The Logan County Chamber of Commerce held a sign dedication for Aunt Jennie Wilson (1900–1992) at shelter 4, with a reception following at the museum. Aunt Jennie Wilson, a noted traditional clawhammer banjo player from Logan County, was born and raised in what is now Chief Logan State Park and was the recipient of the 1984 Vandalia Award. The first annual Logan Regional Medical Center 5K Reindeer Dash was held before the opening of the 2023 Christmas in the Park light display in November 2023. There were 400 participants in the event which served as a local canned food drive for Christmas food baskets. The annual Sue Browning Wildflower Hike was held in April 2024, and the 30th annual Christmas in the Park light display was held from Thanksgiving night through December 31, 2023. This event has become a beloved tradition for many families throughout the years. A new gate was fabricated by the Ralph R. Willis Vocational School and was placed at Mud Lick Hollow. A new Almost Heaven swing, donated by the Logan County Chamber of Commerce, was placed at the lodge. Elk tours successfully continued throughout the season, offering visitors unique wildlife experiences.

## COOPERS ROCK STATE FOREST

The reporting period saw major developments at Coopers Rock, including construction of a new 25-site campground and five guest cabins. At the end of FY 2024, the campground and first five cabins were nearing completion. An additional seven cabins were nearly ready to begin construction. A new sewage treatment plant was also constructed to be put into operation just weeks into FY 2025. A new water tower was also under construction during 2024 and plans and site prep were completed on a new restroom and campground bathhouse. The Planning, Engineering and Maintenance Office completed plans for the replacement of the pedestrian bridge. Work was scheduled to begin in late summer 2024.

## DROOP MOUNTAIN BATTLEFIELD STATE PARK

The old storage building was cleaned out and old equipment was retired. The outside storage area was also cleaned up and miscellaneous metal was recycled.

## ELK RIVER TRAIL



During FY 2024, the first full-time maintenance employee was hired and work on the beginning of the main trail head at Dundon was started. The Dundon property, also known as the Red House property, is at the mouth of Buffalo Creek where it meets the Elk River. All trail head signs except for one have been built and placed. The park received new equipment, including a 5090e John Deere tractor and CX37 case excavator, that were invaluable for improving conditions throughout the trail. Mowing, which used to take three weeks, now can be done in one week. The excavator was used to remove slips, clear ditches and add new culverts to the trail. Three hemlock benches were donated by the Clay County Summer School program and wood working shop. Each bench has a theme to it, an Eagle bench, Bear bench and Train Depot bench. The Eagle and Bear benches are eight feet long and are placed between Pisgah and Hartland trail heads, while the Train Depot bench is 10 feet long and located at the Duck trail head. A group in Gassaway worked with the West Virginia Department of Tourism to set a new Almost Heaven swing at the Gassaway trail head in front of the old rail depot.

## GREENBRIER RIVER TRAIL

More interpretive signs were installed along the trail. New shrubs and trees were planted in the parking lot at Caldwell.

## GREENBRIER STATE FOREST

The park office and gift shop was moved to the former assistant superintendent's residence. Staff constructed a welcome desk, shelving, boxes for display purposes and installed wall boards with hangers for T-shirts. An old wheelbarrow was sanded and repainted to serve as a display for stuffed animals. Old forest signage and more tools were brought into the gift shop for display. Two crosscut saw blades were modified into magnet display holders. Donated taxidermy was placed on walls. A cryptid creature section of the gift shop was created with a hand painted moth man with working lights. A new Smokey Bear sign was installed in front of the office. Nine wooden bigfoots (Oakey) were cut out and painted. Some of these wooden creatures were placed on trails to serve as scavenger hunt for guests to claim a discount in the gift shop. The scavenger hunts, along with people getting selfies with Oakey, proved to be popular. Traditional style porch lights were installed on several of the old CC and 1950s cabins. Spare key combination boxes were installed on each of the cabins. More than 60 sweetgum and red maple trees were planted in the cabin areas. Mon Power/First Energy donated the trees and assisted with the planting. The campground host living quarters, bathhouse, electric panel boxes and signposts were all repainted. Events on the forest included a PDGA-sanctioned disc golf tournament and a Civil War reenactment of the Battle of Dry Creek.





# PARKS AND RECREATION

---

## HAWKS NEST STATE PARK

The CCC pavilion suffered substantial damage from a fallen tree and underwent high priority repairs to the structure and roof. A confirmed E-1 tornado briefly touched down on April 2 and the park was fortunate to escape with minor damage — mostly downed trees. Eleven large and several smaller trees fell in the storm requiring lengthy cleanup. Several lower park asphalt paths were damaged by the trees uprooting, and the park applied for a grant that will help fund repairs. Renovations to the trail to the Lover's Leap Overlook were completed and included the removal of old stair treads and some hazardous areas being replaced with new steps. These upgrades make the hike down to the iconic overlook more safe. In cooperation with the WVDNR's Wildlife Resources Section, Hawks Nest was chosen as a prime location for the MOTUS wildlife tracking project. Three antennae were installed on the lodge — one omni directional and two directional. Signs with QR codes have been supplied to give guests the opportunity to explore data that is collected by the monitoring station. The New River Jet Boats were bought out by Adventures on the Gorge and a new contract was negotiated. The concessionaire also offers paddleboard and kayak rentals at the marina and has taken over operation of the gift shop at the marina. New sun filter blinds were installed in the lodge conference room, and carpet in the Overlook Restaurant was replaced. Early in the calendar year, tree removal began to accommodate the new aerial tramway. The state parks trail coordinator mapped all trails and set the park up with an online topographic mapping app and QR code for guests to use while hiking the trails. During the process, park staff repaired and improved some trails and added new blazes to all trails. All staff attended CPR and AED training that was held on-site. Hawks Nest was host to several events and programs throughout the year including Ranger First, the State Food and Beverage Conference, a successful farm to table dinner and other smaller private events.

## HOLLY RIVER STATE PARK

A new public restroom was built in the existing footprint of the park headquarters and restaurant building. More than 1,000 tons of gravel were added to campsites and parking lots. Park staff worked along with professional contractors to continue removing the many dead ash and hemlock trees parkwide. Renovations began on the men's restroom at the Old Pavilion. Dishwashing stations were added to all campground bathhouses. Contractors replaced the roof gutters on all cabins. New heaters were installed in all campground bathhouses. Park boundary marking continued. A new concessionaire began operating the restaurant in April 2024.

## KANAWHA STATE FOREST

The Kanawha State Forest horse stables began its first full season of guided trail rides following the previous year's restoration projects and concessionaire contracting. A supplementary \$25,000 in funding was secured from the West Virginia Horse Coalition for additional improvements to the stable's structure, hardscaping, and landscaping. Multiple septic system repairs and replacements were undertaken. The septic lines and tank were replaced at the forest headquarters and a lift station was installed at the upper campground bathhouse to bypass an outdated leach field and tie the existing septic tank into the wastewater treatment facility. The lower campground bathhouse underwent additional insulation and winterization which allowed the campground to remain open year-round for the first time, and ADA-compliant shower seats were installed, funded by the Kanawha State Forest Foundation. Further ADA upgrades were performed on the Davis Creek fishing piers in the form of paved van-accessible parking spots and proper signage. Broadband satellite internet access was installed at the forest headquarters, providing improved hospitality services and public Wi-Fi. In addition to a \$125,000 Recreational Trails Program (RTP) grant awarded to the forest in March 2023 for the improvement of Johnson Hollow, Logtown and Overlook Rock Trails, a second \$100,000 RTP grant was secured for Phase 1 of the Davis Creek Trail improvement plan. A major bathhouse and facilities renovation project was initiated by the PEM section and involves the demolition and rebuilding of the upper campground bathhouse, hardscaping and landscaping of the forest headquarters, and renovation of the existing headquarters restroom. Forest staff assisted the Department of Arts, Culture and History with a project to develop a major outdoor recreation exhibit at the Culture Center.

## KUMBRABOW STATE FOREST

To improve aesthetics in the cabin area, all wooden fences around propane tanks were painted brown to match the cabins and several large dead trees were removed for safety. New gutters and downspouts were installed on several buildings in the park. Sediment and trees were cleaned out and removed from behind the dam on Potato Hole Fork. All trails were cleared, and new markers placed along the trails. Potholes in the cabin, office and gun range roads were filled.

### LITTLE BEAVER STATE PARK

For FY 2024, the main focus for park staff continued to be keeping the park in good physical condition, making improvements as needed and providing for guest satisfaction and safety. Repairs were performed on park buildings, including the installation of new roofs on three of the picnic shelters and rewiring the electrical system in the picnic shelter bathrooms, along with the installation of new low-flow toilets. Site work began on the Black Oak Campground bathhouse and infrastructure, which is expected to be completed in the spring of 2025. Planning began for proposed major renovations and upgrades to the park headquarters downstairs conference area. Park personnel constructed an equipment storage shed addition to the shop building and removal of years of accumulated debris on the old shop road was completed. Several hazardous trees were removed throughout the park. Extensive work was performed by park staff and volunteers on the more than 20 miles of hiking trails, which included removing downed trees, clearing several areas to allow for better fishing access, and installing additional blaze markers. Several park roads were graded to improve surface conditions and to provide better drainage. The park hosted several events this year which included the annual Three Rivers Avian Center Migration Day Celebration, the 33rd annual Kids Fishing Derby, the Shady Springs annual cross-country meet, the Shade Tree Car Club car show, Halloween trunk or treat event at the campground and the Little Beaver State Park Foundation Christmas light display.

### LOST RIVER STATE PARK

There was a new foot bridge with railings built to cross the creek at the head of the Light Horse Harry Lee Trail. The wastewater plant sand bed filtration system was refurbished and repaired with new plumbing, liners, and sand. Plans for the new 36-site campground were completed, and the project was awarded to a contractor to begin construction. All electric lines and outlets were upgraded and replaced in all classic cabins. All three entrance signs were replaced with the new design. Cleanup from a forest fire in March that burned 800 acres of the park was completed. Two new parking areas were developed near the stables for Cranny Crow overflow parking. A new roof was built over the electrical appliance storage shed.

### MONCOVE LAKE STATE PARK

Ground maintenance throughout the park included removal of tree stumps and improvements to all recreational areas. Fallen trees were removed and trail repairs were completed by park staff on Devils Creek, Grouse Knoll, Diamond Hollow and Roxalia Springs trails to address damage from storms and inclement weather. The swimming pool area had several electrical upgrades to allow for smoother operation. The wading pool, layout benches and picnic tables at the pool were repainted. The Rural Water Shed held a field day at the park for second graders in Monroe County.

### NORTH BEND RAIL TRAIL

Working with volunteers from the North Bend Rail Trail Foundation and using funding from the Ritchie County Commission, most of the wooden decked bridges located in Ritchie County received new decking. The foundation applied for another \$100,000 DOH grant to fund Phase II in the Eaton area for drainage repair in and around Eaton Tunnel in Wood County. The Petroleum trailhead received new barricading in keeping with the old post and pole design, surrounding a new and larger parking area. The park staff worked with the DOH regarding the replacement of two U.S. Route 50 bridges in Harrison County. The construction will impact the trail and users as the trail passes under these overpasses. Staff will coordinate with any necessary trail closures during the construction.



# PARKS AND RECREATION

---

## NORTH BEND STATE PARK

North Bend State Park staff has worked diligently during the reporting period to improve, enhance and maintain the welcoming environment and spirit of the park. Efforts to grow group business paid off with numerous weddings, family reunions, training and conferences for state agencies. North Bend has made headway in repainting all buildings in the standard lodge brown to improve aesthetics and blend these facilities into the natural environment. Park staff continued to strive for more immersive conservation across the park by using native plants in landscaping, establishing various pollinator plots and working with other state agencies in further development of the invasive species management plan at North Bend. North Bend saw upgrades and important improvements to their wastewater treatment plant at River Run, Cokeley and several lift stations. Cabin 6, damaged during the large windstorms in April 2023, had all repairs completed and was available to rent again in June 2024. Staff worked with the WVDNR's Wildlife Resources Section on various experimental methods to eradicate an area of Japanese stilt grass, and planting native pollinating plants to prevent the resurgence of the invasive species. Staff also worked with WVU and the Wildlife Resources Section to reestablish native grasses, shrubs, trees and flowers in these other areas of the park. The Wildlife Resources Section held several events at the park, including hosting an Archery in the Schools training in December. The park continued to host the twice-yearly multiple quilters groups, West Virginia Division of Corrections conferences and many other groups that make up most of the North Bend lodge clientele. The outdoor pool received an overhaul of the plumbing system in the filter room, including repair to a sand filter that had been down for two years. The pool house also saw improvements with upgrades to the ticket desk, upgrading to the Camplife point of sales system in the pool and concession stand and general maintenance needed to keep the pool a functional facility. The River Run wastewater plant received several upgrades and improvements so that its functioning is efficient and falls within the DEP permitted parameters.



## PANTHER STATE FOREST

Improvements made during the reporting period included new wiring and conduit to address electrical issues in the pool pump house. New grills built by Mount Olive Correctional Center were installed at three campsites, with an ADA grill at one site. Sandy Bottom, Cow Shed and George's Fork received one upright grill each. New swing seats were installed to replace all old wooden seat swings. At the Group Camp, new outdoor dusk to dawn lights and a grill were installed, some older water lines were replaced with PEX lines, and a leaky dormer roof was repaired. New cabinet doors were cut, sanded, painted and installed at the pool snack bar. New LED dusk to dawn lights were installed at the pool dressing rooms and pool shack to replace old fixtures. All picnic tables were pressure washed to remove discoloration. A few hazardous dead trees were removed from the campground. The pool was painted, and a new diving board was purchased and installed.

## PINNACLE ROCK STATE PARK

Staff repaired the handrails on the platform at the Pinnacle Rock overlook, as well as removed brush from the overlook deck area to provide a better view for visitors. Staff also replaced the handrails and seating at the fishing dock at Jimmy Lewis Lake. The Annual Kids Fishing Derby was held at Jimmy Lewis Lake this year and was sponsored by the Pinnacle Rock State Park Foundation.

## PIPESTEM RESORT STATE PARK

Several major projects were completed at Pipestem Resort State Park this year. McKeever Lodge received new boilers and the Hudkins Conference Center had the roof replaced. New carpet was installed in the Reflections Gift Shop, as well as the entrance ramp to the lodge and the landing leading to the Black Bear Grill and Lounge. The roof was replaced on cabin 21. Repairs were started on the campground wastewater treatment facility. Phase 1 construction of the new aerial tramway was completed along with planning for Phase 2 construction. Three new UTVs were purchased for use in transporting zipline guests up the gorge during the aerial tramway closure. Grounds improvements included work on River Trail, beginning a revitalization project at the Barney Law Orchard and installing an Almost Heaven swing. Renovations at the bunkhouse were completed with installation of a fire escape. Signage replacement was completed in the interior of McKeever Lodge and along the main park road. The golf course clubhouse was renamed the Robertson Clubhouse in honor of Bill Robertson, longtime golf professional at Pipestem Resort State Park.

## PRICKETT'S FORT STATE PARK

Spring Gate at the Fort had hand forged hinges made to replace the old hinge system which had become nonfunctional. Changes were made at The Junction eatery in the counter and sales area, along with the addition of fountain drinks. The front door on the Job Prickett House was replaced by one made in the traditional style of the period by the mill and cabinet students at Herbert Hoover High School. A kayak storage shed was built at The Junction in preparation of future kayak rentals. A major water leak was repaired outside of The Junction and a more functional manhole was installed. The Daughters of the American Revolution installed a monument near the visitor center commemorating the upcoming 250th Anniversary of the American Revolution. A new event, the Primitive Trade Fair, was added to the schedule where vendors plied their 18th century wares. This fits in nicely with the vastly popular School of Longhunter and the 18th Century Firearms and Accoutrements Show.

## SENECA STATE FOREST

Cabin repairs included replacing front porch floors at two cabins, building a back porch on one cabin, replacing steps to a vault toilet and hand pump, new paneling in the great room and new interior doors for one cabin, and a stone walkway from the parking pad to the front porch steps and new fire brick panels in a fireplace insert. One cabin received a new fire ring. Three display units were purchased for the gift shop. The overlook on River Cabin Road was cut out to improve the view. Benches were installed at two overlooks. Charcoal grills were installed at the playground and one accessible campsite. More than 700 feet of the main water line was replaced. The rehabilitation of two hike-in campsites, including the vault toilet and new signage was completed. Seneca was the starting point for the West Virginia Trail Fest 100K in May, and staff set up and manned an information table at Marlinton's First Friday celebration the same month. Storms passed through the area on several occasions bringing down trees and branches. No damage to structures resulted but staff spent a large amount of time clearing roads and public areas. Volunteers built two-foot bridges, cleared numerous trails and added trail blazes.

## STONEWALL RESORT STATE PARK

Stonewall Resort State Park kicked off a second innovative readiness training during the summer of 2024, this time with the U.S. Marine Corps. During this multi-week event, nearly 200 Marines received training as they helped prepare some of the last developable lands remaining at the resort. This involved moving thousands of cubic yards of earth with heavy equipment in two locations on the property. They also trained on hand and power tools as they removed invasive species such as Autumn Olive from many areas of the resort and trails. Construction of a new maintenance building started on the main grounds of the resort. When completed, this will be a great improvement over the original maintenance building which is inconveniently located on the opposite side of the lake from the main resort grounds. The new location will greatly improve the efficiency of the maintenance staff, as well as reduce wear and tear on equipment. The interior of the Roanoke Activity Plaza received new paint, carpet and lighting which enhanced the appearance of this facility, providing an additional option for events at the resort.

## SUMMERSVILLE LAKE STATE PARK

The official opening of Summersville Lake State Park was announced in August 2023, marking the addition of West Virginia's 36th state park. Development of infrastructure began with water, wastewater, electric and internet services being developed for all planned facilities. Development began on three campground areas, and a private management agreement was signed at the close of the 2024 fiscal year.

## TOMLINSON RUN STATE PARK

Several significant projects aimed at enhancing the park's infrastructure and guest experience were completed during the reporting period. Installation of 6x6 posts in the campground began as part of the infrastructure needed for the addition of Wi-Fi hotspots. This project is in response to the increasing demand from campers for reliable internet access and will greatly enhance the overall camping experience. The installation will continue through the fall, with the aim of completing the project before the peak camping season next year. The maintenance staff successfully rebuilt the main park water line pressure regulator. This was a critical maintenance task, ensuring that the water supply throughout the park remains consistent and reliable. The rebuild has alleviated previous issues and will prevent future disruptions to the water system. An extensive project to seal the group camp facilities to prevent insect and rodent issues began and involves sealing any access points and replacing rotten siding or other deteriorated woodwork. The work done so far has been substantial and will conclude in the spring.





## TU-ENDIE-WEI STATE PARK

With 2024 marking the 250th anniversary of the Battle of Point Pleasant, many projects this year focused on preparing the park for marking this event. Construction began on a new bathroom building which will include two restrooms, water fountains and will be connected to the city sewer system. The hedges around the outside of the park have been removed to improve the view of the river. All sidewalks were cleaned, and pressure washed. The Mountaineer Challenge Academy made a site visit and began the pressure washing project, assisted with the hedge removal, and painted the maintenance building.

## TWIN FALLS RESORT STATE PARK

Twin Falls Resort State Park saw the completion of several projects, as well as improvements in many areas throughout the park. The Twin Falls Lily Pad Splash Park was completed and opened to the public during Memorial Day weekend in 2024. The splash park consists of many different water features designed for young children, including water blasters, a frog splasher, aqua gather interactive water table, flashflood feature and sprinklers. The splash park also features a small retail space selling aquatic recreation merchandise, drinks, snacks, ice cream and frozen treats. The area also includes sunshades, wooden picnic tables constructed by the Wyoming County Technical Center, as well as multiple composite wood tables, Adirondack chairs and chaise loungers for guest use.

Construction was completed on the new climbing wall center at Twin Falls and scheduled for an official opening late summer 2024. The new recreational area features two rock walls ranging in heights from 20–23 feet and employing auto belays for each. One central, inverted bouldering wall totals 12 feet in height and can be utilized by all age groups. A 3/4-inch foam floor was installed throughout the room, with additional 12-inch mats under each of the climbing walls. A registration desk was also built for the area, as well as a slack line and other climbing inspired challenges for visitors to the center. The indoor pool at Twin Falls Resort State Park received improvements this year, including repainting of both the pool and spa. Additionally, the HVAC unit that services the air in the pool area had a significant repair to the unit itself and dehumidifier feature. The recreational facilities at Twin Falls Resort State Park had several improvements.

Park staff took over the restaurant operation this year after the long-time concessionaire retired. This operation came with opportunities for improvement and an increased ability to offer guests of the park more in terms of food and beverage service.

## TYGART LAKE STATE PARK

Cabin rentals remained strong through the winter months thanks to milder than usual weather. Cabin improvements included a project to repaint all bathrooms and repair or replace cabin decks and steps as needed. Old drain lines were replaced under cabin 3. High temperature warm summer months saw large crowds at Tygart Adventure Water Park. A project to replace old anchors for the inflatables with a new more efficient system was completed and was working very well. The new style system has been more able to cope with fluctuating water levels of the lake. New sand was added to the beach area in the spring. Shower surrounds were replaced in the restrooms of the Adventure Park facility. Maintenance began repainting parking lines and handicap parking symbols in the lodge and marina parking lots. A life jacket loaner station was completed in the marina and boat ramp parking area. This was a great benefit to kayakers and paddle boarders who arrived at the lake and realized they forgot their life jackets. This was a joint project with the Army Corps of Engineers and the Boy Scouts of America.



### VALLEY FALLS STATE PARK

A new parking lot was constructed closer to the entrance of the park and will provide additional parking to several popular trailheads. In the same general area, park staff and foundation members planted 200 trees in cooperation with Mon Power. It is hoped that in addition to shade, in the future these trees will provide a food source to the park's wildlife. Staff completed repairs to the water system including digging up a section of the line near the restroom, removing three shut off valves and installing a new water line. This has helped the water pressure in the restroom facility tremendously. Staff also completed the demolition and removal of the old wastewater system that was replaced last year. The park continued to be a very popular location for weddings and family gatherings.

### WATOGA STATE PARK

Three campsites at Riverside Campground were enlarged and leveled, and one new site was constructed. Water heaters in the bathhouse were replaced with tankless heaters. Twenty dead or dangerous trees were removed from Riverside Campground.

The Watoga State Park Foundation had the tennis courts refurbished and converted to pickleball courts, replaced forty interpretive signs in the Brooks Arboretum and hired a contractor to reconstruct the two-mile-long Jessie's Cove Trail. New outdoor chairs and tables were purchased for all 34 cabins. Handrails were constructed on the walkways to five cabins and one cabin bathroom was remodeled.

### WATTERS SMITH MEMORIAL STATE PARK

Many necessary repairs were completed at Watters Smith Memorial State Park during the reporting period. The heating system at the activity building was replaced, and work was begun on a new shake roof on one of the large barns. The historic Smith home received much needed attention. The bare wood siding has been primed and is ready for paint. Several pollinator areas were established throughout the park. A garden created to mimic the historic Watters Smith family garden was planted and is providing produce for park staff and community members. The park museum has been restored to the 1970s layout and is opened to the public on weekends. Several mountain biking organizations are using the park's trails and have been volunteering time to help maintain and improve trails where needed.





WEST VIRGINIA

**DNR**

**PLANNING,  
ENGINEERING  
AND MAINTENANCE**

*Matt J. Yeager, Chief*

*Above right, Tu-Endie-Wei State Park  
ADA Restroom*

*Right, Pipestem Resort State Park  
New Tram Construction*





## OVERVIEW

The Planning, Engineering and Maintenance Office serves the WVDNR through many functions. The office is responsible for the proper planning of all significant capital improvement projects as well as major maintenance projects. It also is responsible for all construction or consulting-related bidding documents and overseeing their ultimate proper disposition through the West Virginia Division of Purchasing. Finally, the office represents the WVDNR as the owner for all significant construction and architectural and engineering projects by providing administration for these contracts.

The Planning Office is also tasked with assisting in and ensuring the compliance of federal and state environmental regulations by all sections of the WVDNR. The office maintains the agency's West Virginia National Pollutant Discharge Elimination System permits and provides support to the sub agencies in their compliance, recordkeeping and reporting.

In addition to providing technical support to the Parks and Recreation and Wildlife Resources sections, the Planning Office also serves the Administration and Law Enforcement sections. This support includes technical advice for building maintenance and improvements, environmental compliance, water and wastewater treatment and infrastructure repairs and improvements.

The Planning Office is responsible for monitoring and maintaining certain systems as they relate to public safety. Proper inspection, maintenance and repairs are required to maintain public safety for the WVDNR's dams, ski lifts, aerial tramways, surface lifts and nautical vessels. This very important function of the office is accomplished by striving to ensure compliance with codes and standards.

The Planning Office also works with the Federal Emergency Management Agency and the West Virginia Division of Homeland Security following the occurrence of a state disaster to submit reports of damages and to see that the damages are repaired, and the state is properly reimbursed.



*Canaan Valley Resort State Park Snowmaking Improvements*



*Coopers Rock State Forest New Cabin Construction*



*Bluestone State Park Headquarters ADA Entrance*

# PLANNING, ENGINEERING AND MAINTENANCE

## PARKS AND RECREATION SECTION

SUBSTANTIALLY COMPLETE PROJECTS AS OF JUNE 30, 2024

- Blackwater Falls State Park
  - Lodge Main Sewer Line Replacement
  - Overflow Parking and Sewer
- Blennerhassett Island State Park
  - Island Belle Repairs and USCG Compliance
- Cacapon Resort State Park
  - Electric Improvement for Group Events
- Canaan Valley Resort State Park
  - Conference Room Carpet
- Cedar Creek State Park
  - Wastewater Lagoon Replacement
- Chief Logan State Park
  - Lodge Hot Water Tank Replacement
  - Lodge HVAC Emergency Repair
- Hawks Nest State Park
  - CCC Pavilion Structural and Roof Repair
  - Sewage Lift Station Replacement
- Kanawha State Forest
  - Campground Bathhouse Wastewater Improvement
  - Headquarters and Campground Wastewater Repairs
- Little Beaver State Park
  - Sewer Line Repair
- Lost River State Park
  - Wastewater Treatment Plant Filter Bed Repairs
- Moncove Lake State Park
  - Wastewater Plant Replacement With Septic System
- North Bend State Park
  - Cabin 6 Damaged Roof Repair
- Pipestem Resort State Park
  - Boiler Replacement
  - Zipline Tower 10 Replacement
  - Hudkins Conference Center Roof Replacement
  - Mountain Creek Lodge Fire Alarm Replacement
  - Pro Shop Fire Exit



*Cacapon Resort State Park  
Electric Pedestals*



*Hawks Nest State Park  
CCC Pavilion Roof Repair*



*Pipestem Resort State Park Boiler Replacement*




*Little Beaver State Park  
Sewer Line Repair*



## PARKS AND RECREATION SECTION CONTINUED

CONSTRUCTION OR COMPLIANCE PROJECTS IN PROGRESS OR OUT TO BID  
AS OF JUNE 30, 2024

- Audra State Park
  - Wastewater Treatment Plant Repairs
- Beech Fork State Park
  - ADA Restroom Renovation
- Bluestone State Park
  - HQ Restroom and ADA access
- Canaan Valley Resort
  - Snowmaking Improvements
  - Wastewater Improvements
- Cass Scenic Railroad State Park
  - New Campground
- Chief Logan State Park
  - Lodge HVAC Replacement
- Coopers Rock State Forest
  - 5 New Cabins and Campground Addition
  - 7 Additional Cabins
  - New Campground Restroom
  - Overlook Area Restroom Renovation
  - Wastewater and Water Tank Construction
- Hawks Nest State Park
  - New Tram Prep
- Kanawha State Forest
  - Campground ADA Restroom Replacement
  - HQ Sidewalk and Restroom Improvements
- Little Beaver State Park
  - New ADA Campground Restroom
- Lost River State Park
  - New Campground
- Pipestem Resort State Park
  - New Tram Construction
- Stonewall Resort State Park
  - Wastewater Metals Removal Pilot Project
- Tu-Endie-Wei State Park
  - New ADA Restroom
- Tygart Lake State Park
  - ADA Restroom Renovation
- Watoga State Park
  - New ADA Restrooms and Renovations
- 2024 System Wide Wastewater Assessment
  - Contractual Assessment and Monitoring



Hawks Nest State Park New Tram Design



## PARKS AND RECREATION SECTION CONTINUED

PROJECTS IN DESIGN OR PLANNING AS OF JUNE 30, 2024

- Audra State Park
  - Restroom Renovations
- Babcock State Park
  - New ADA Campground Restroom
- Berkeley Springs State Park
  - Pool House ADA Bathroom Renovation
- Blennerhassett Island State Park
  - Boat Dock Repair and Renovation
  - Necessary Facility Upgrade
- Cabwaylingo State Forest
  - New ADA Restroom
- Cacapon Resort State Park
  - Mountain Bike Trail - Phase II
  - Pro-Shop ADA Restroom Renovation
- Camp Creek State Park
  - ADA Restroom Improvements
- Canaan Valley Resort State Park
  - LWCF Grant Hiking Trail
- Cass Scenic Railroad State Park
  - Bald Knob Restroom ADA access
- Cedar Creek State Park
  - ADA Restroom Renovation
- Chief Logan State Park
  - ADA Restroom Renovations
- Coopers Rock State Forest
  - Overlook Pedestrian Bridge Replacement
- Elk River Trail
  - Headquarters/Gift Shop
- Greenbrier State Forest
  - Campground ADA Bathhouse Replacement
- Hawks Nest State Park
  - ADA Restroom Addition
- Holly River State Park
  - Campground ADA Restroom Addition
- Kanawha State Forest
  - ADA Restroom Improvements
- Moncove Lake State Park
  - ADA Bathhouse Renovation
- North Bend State Park
  - River Run Campground ADA Access and Renovations
- Pipestem Resort State Park
  - ADA Restroom Additions
- Prickett's Fort State Park
  - ADA Restroom Improvements
- Tomlinson Run State Park
  - ADA Restroom Improvements



*Elk River Trail New Headquarter Design – Red House, Dundon Station*

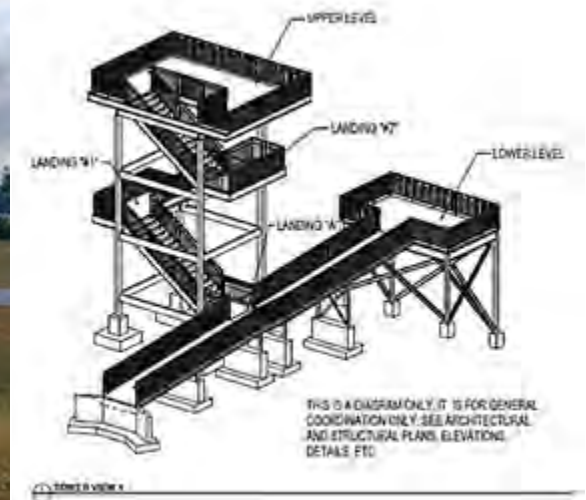
## WILDLIFE RESOURCES SECTION

### SUBSTANTIALLY COMPLETE PROJECTS AS OF JUNE 30, 2024

- Apple Grove Fish Hatchery
  - Well Repairs
- Elkins Operations Center
  - HVAC Renovation
- Ridge Fish Hatchery
  - New Collection Line

### CONSTRUCTION OR COMPLIANCE PROJECTS IN PROGRESS OR OUT TO BID AS OF JUNE 30, 2024

- Belleville WMA
  - Residence Roof Replacement
- Clendenin
  - Public River Access Site and Boat Dock
- WVDNR Dam Safety Inspections
- Palestine Fish Hatchery
  - Improvements
- Plum Orchard Lake WMA
  - New Maintenance Facility
- Tomblin WMA
  - New Visitors Center and Elk Viewing Platform
- Tygart River
  - Boating Public Access Site at Grafton



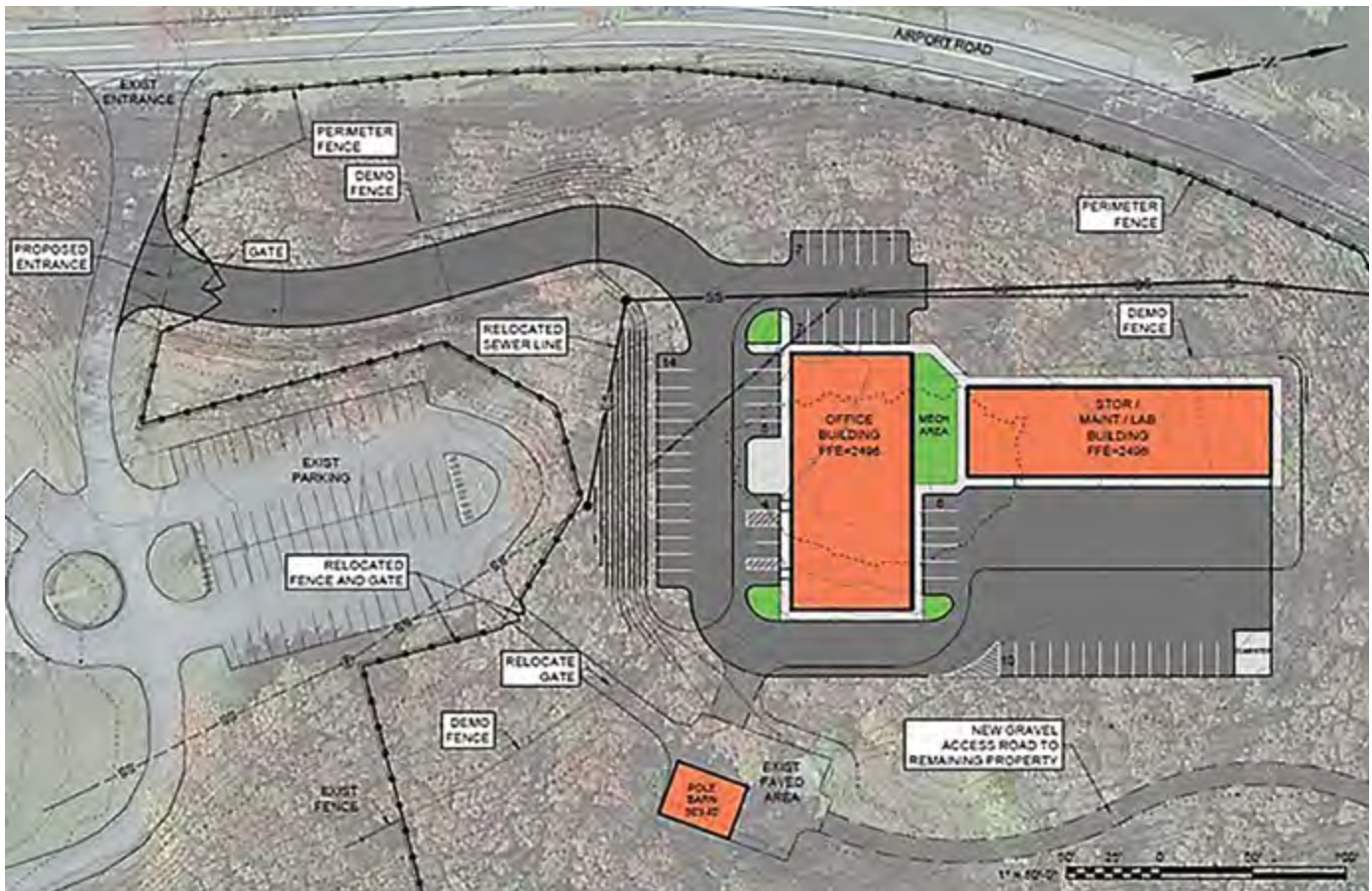


# PLANNING, ENGINEERING AND MAINTENANCE

## WILDLIFE RESOURCES SECTION CONTINUED

PROJECTS IN DESIGN OR PLANNING AS OF JUNE 30, 2024

- Bear Rocks Lake WMA
  - Dam Repairs
- District 2 and District 3 headquarters
  - ADA Compliance
- District 4
  - New District Headquarters
- DNR Gun Range Lead Management Plan
- Greenbrier River
  - Boating Public Access Sites
- Leon Buffalo Public Access Site
  - Boat Ramp and Dock Renovation
- Meadow River WMA
  - Wetlands Project
- Parkersburg
  - Law Enforcement Boat Dock
- Pendleton Lake
  - Dam Renovations
- Reeds Creek Hatchery
  - Water Box Repair
- Ridge Fish Hatchery
  - Facilities Renovation
- Sleepy Creek WMA
  - New Shooting Range
- South Charleston
  - New Boat Launch Facilities
- Turkey Run Lake
  - Dam Safety compliance
- West Fork River
  - Boating Public Access Site at Two Licks Road
  - Boating Public Access Site and Boat Dock at Middle Run Road Bridge
  - Boating Public Access Site at Good Hope Road
  - Boating Public Access Site South
  - Boating Public Access Site at Spelter Road



Wildlife District 4 New District Headquarters









## WILDLIFE RESOURCES

Paul R. Johansen, *Chief*



The Wildlife Resources Section is responsible for the management of the state's wildlife resources for the use and enjoyment of its citizens. The primary objective of the Wildlife Resources Section is to maintain and perpetuate fish and wildlife at levels compatible with the available habitat, while providing maximum opportunities for recreation, research and education.

## Operations Unit

### INFORMATION, EDUCATION AND OUTREACH PROGRAM

Public meetings were held around the state to present proposed regulations changes to hunters, anglers, and other interested individuals. More than 220 people attended public, open-house format meetings in Beckley, Cairo, Elkins, Grafton, Lewisburg, Logan, Martinsburg, Milton, Moorefield, Parkersburg, Sutton and Triadelphia. Comments on the proposed regulations for the upcoming seasons were solicited through submission of written responses to questionnaires. Ten clubs with 1,875 members and 297 individuals submitted completed questionnaires.

Wildlife Resources Section staff assisted conservation and civic clubs, schools and communities with various wildlife-related inquiries and informational needs. These activities included working with organizations and events such as the Boy Scouts, 4-H clubs, Envirothon, hunting, trapping and fishing-based clubs, nature tours, outdoor and hunting shows, fairs and training schools. Cooperation was extended to universities and colleges by staff serving as guest lecturers.

The West Virginia State Wildlife Center continued to provide an excellent opportunity to observe and learn about the state's abundant wildlife, both past and present. In FY 2024, the facility was visited by 35,901 people, generating \$81,633 in total admissions. An additional \$24,975 was made through gift shop sales. The Wildlife Center celebrated several key events in 2023 including Groundhog Day, the Rendezvous and the Tails, Trails and Treats and Treats. Facility improvements were a priority and in January 2024, the USDA-APHIS recertification mandated the construction of a new perimeter fence, with temporary safety measures in place until completion. The year also marked the Center's 100th anniversary, celebrated with an official event featuring several local and state representatives and proclamations from several notable dignitaries.

In FY 2024, more than 98 hunters had a deer scored by an official WVDNR scorer or affiliated scorer, certified through the Boone and Crockett Club and/or Pope and Young Club. Of those 43 bucks met the requirements of the West Virginia Big Buck Certification Program.

Staff conducted many fishing educational events. These events included National Hunting and Fishing Days, Black Walnut Festival, Conservation Camp, Charleston Hunting and Fishing Show, Gold Rush, Mountain State Art and Craft Fair, Hooked on Fishing Not on Drugs, Kids' Fishing Derby and numerous Outdoor Classrooms.

The weekly West Virginia Outdoors and WVDNR Report radio programs were broadcast over 17 Metro News-affiliated stations throughout the state.





## INFORMATION, EDUCATION AND OUTREACH PROGRAM CONTINUED...

### The West Virginia Recruitment, Retention and Reactivation (R3) Strategic Plan

The WVDNR continued and strengthened its efforts to recruit, retain and reactivate hunters, anglers, boaters, shooting sports enthusiasts and wildlife viewers. The WVDNR's Recruitment, Retention and Reactivation (R3) strategic plan began in 2018 and was finalized in May of 2020.

The WVDNR has continued to find new ways in its implementation and expansion of programs to help in our recruitment, retention and reactivation of our customers. The Archery in the Schools State Tournament has expanded and was held at the Charleston Coliseum and Convention Center. The space provided allowed the program to begin to introduce vendors into the state tournament. Plans are underway to bring more vendors and partnering programs from around the state to the tournament each year to help encourage the program's growth and to further introduce people to the outdoors.

Other programs in the R3 strategic plan include Becoming an Outdoors Woman, Project Wild and our Outdoor Classroom program. The Outdoor Classroom program was presented in more than 72 schools in FY 2024 to teach more than 3,100 students about conservation and wildlife with hands-on demonstrations and interactions with live animals native to West Virginia. The Claudia L. Workman Wildlife Education Center has had several events since its opening in June 2022 and has been praised by members of the surrounding communities.



### Archery in the Schools

More than 23,000 students received or participated in Archery in the Schools' curriculum for the first time during the 2023–2024 school year. Twelve more schools were added to the program, which includes more than 300 schools. During FY 2024, the WVDNR hosted 13 basic archery instructor training courses, adding an additional 131 instructors to the program.

This year, the WVDNR hosted the 2024 annual West Virginia Archery in the Schools State Tournament at the Charleston Coliseum and Convention Center. About 1,500 students, representing 87 schools, participated in the state qualifier. The top eight qualifying teams and the top 15 boys and girls from elementary, middle and high school all participated in the state tournament. In total, 610 archers from 69 schools participated in the state tournament.

The Archery in the School program celebrated a milestone this year. The program commemorated 20 years of bringing archery to schools throughout the state. During the West Virginia Trophy Hunters Hunting and Fishing show in January plaques were presented to several organizations including the trophy hunters for their years of service and volunteering to the program.

West Virginia had 30 schools participate in the National Archery in the Schools Eastern National Tournament in Louisville, Ky. At the national tournament, one high school division team and two middle school division teams all placed in the Top 10.

### Hunters Helping the Hungry

The Hunters Helping the Hungry program is a cooperative effort that involves the WVDNR, the hunting community, meat processors, Mountaineer Food Bank, Facing Hunger Foodbank and a statewide network of more than 600 food pantries, shelters, churches, children's homes and similar groups. Since its inception in 1992, the program has provided more than 1 million pounds of venison to those in need. In 2023, hunters donated a total of 433 deer (17,187 pounds of venison) that contributed to approximately 22,916 meals. In 2023, program costs (e.g., processing and transport) were \$60,156.50. Many of these costs were offset by donations from annual events, such as Share the Harvest Sunday and the Governor's One Shot fundraiser and the generosity of private individuals. The WVDNR is prohibited from using license revenue to fund the program and must rely upon these generous funding sources to successfully operate the program.

## INFORMATION, EDUCATION AND OUTREACH PROGRAM CONTINUED...

### National Hunting and Fishing Days – Summit Bechtel Reserve

West Virginia's Celebration of National Hunting and Fishing Days is still growing and evolving. The event was held at the Summit Bechtel Reserve in Glen Jean on Sept. 9–10, 2023.

The event provided the public with many hands-on learning opportunities with demonstrations of deer and squirrel field dressing, taxidermy, and casting. Although the celebration met with some unforeseen weather, that didn't keep people from enjoying the event and trying their skills in many activities including shotgun shooting, archery and bow fishing. The WVDNR partnered with the West Virginia Wildlife Federation and the Summit Bechtel Reserve to promote and coordinate this event.

### Outdoor Youth Challenge

The annual Outdoor Youth Challenge is held in conjunction with West Virginia's National Hunting and Fishing Days. During the challenge, youths 18 and younger participated in multiple events and activities, such as muzzleloader and shotgun shooting, casting for accuracy and archery. The hands-on activities and displays encouraged youths to gain knowledge and experience about wildlife, hunting, fishing, firearms safety and outdoor recreation. A lifetime hunting and fishing license and other hunting and fishing-related items were just some of the prizes awarded. Youth ages 11–18 could also win conservation camp scholarships. The WVDNR Law Enforcement staff coordinate the challenge with the assistance of Wildlife Resources staff. This year, there were 250 participants in the challenge.

## CAPITAL IMPROVEMENTS PROGRAM

The Wildlife Resources Section continued its successful capital improvements program to enhance opportunities for hunters, anglers, and other wildlife recreationists. Funds for capital improvements are primarily derived from 10 percent of the hunting and fishing license revenues and from the purchase of conservation stamps by licensed hunters and anglers. This program provides facilities, such as wildlife management areas, shooting ranges, fishing and boating access sites, physically challenged accessible hunting and fishing facilities, fish hatcheries and dam improvements for the benefit of hunters, anglers, shooting sports participants and boaters.

The year's major projects were:

- Completion of the Ridge State Fish Hatchery Wastewater Collection System (Berkeley County).
- Installation of a new HVAC system in the Elkins Operation Center (Randolph County).
- Creation of new access to the Guyandotte River in Pineville (Wyoming County).
- Rehabilitation of the water supply wells at Apple Grove State Fish Hatchery (Mason County).





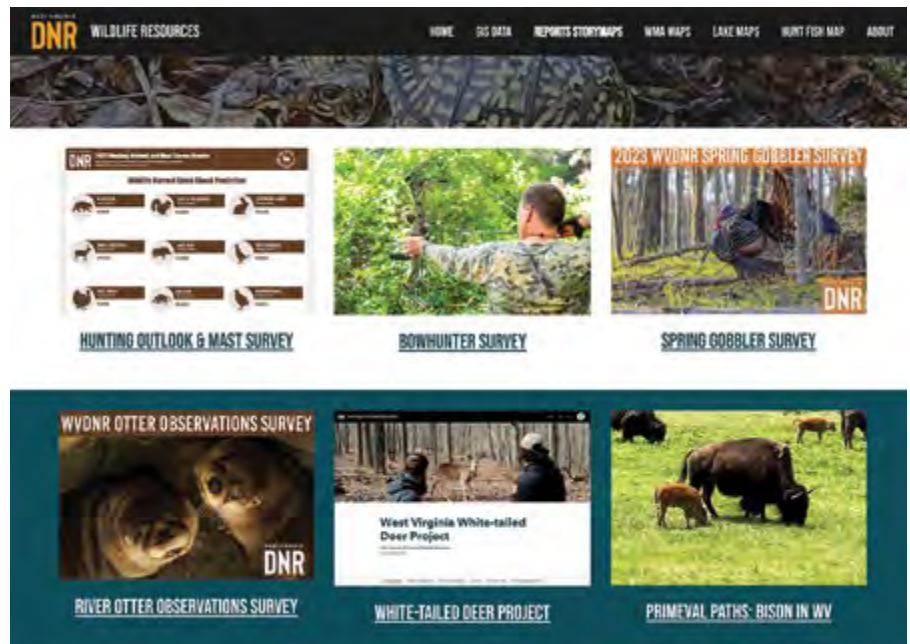
## GEOGRAPHIC INFORMATION SYSTEMS AND TECHNICAL SUPPORT PROGRAM

Geographic information systems (GIS) and technical support staff released a new external Data Site linked from the WVDNR website as well as an internal Wildlife Resources Data Systems site. The external site ([sites.google.com/wv.gov/dnrgis](https://sites.google.com/wv.gov/dnrgis)) brings digital content and data sharing together into one seamless and easily updatable website for public and partner consumption. The internal password protected data site offers a one-stop location for staff to find information and updates on the various data systems that are in production and development stages.

GIS capabilities were deployed across the agency and staff instruction was provided by request. Staff provided technical assistance and training on GIS, mobile data collection, data development, application use, cartography, large-format printing and spatial data analysis. Print and digital maps of wildlife management areas and lakes were updated for internal and public use and are available at the Elkins Operations Center, WVDNR district offices and via the Avenza Maps mobile application and on the WVDNR website. Staff supported data collection efforts using Trimble GPS units, ArcGIS Survey123 and Avenza Maps.

GIS staff managed more than three terabytes of natural resource base mapping information, including statewide aerial photography, topographic maps, soil surveys, geology, elevation data, public land boundaries, streams, fishing access sites, wetlands, public fishing lakes, lake depth, demographics, political boundaries, land use/land cover and more. Enterprise GIS upgrades are underway with testing and the forthcoming release of ArcGIS Enterprise Portal for staff use.

Analysis projects included the Biodiversity Rank Index and updates to the Land Acquisition Prioritization Tool, the West Virginia Stream Condition and Integrity Index, and the Landscape Integrity Index. Staff completed a pilot study testing the feasibility of mapping benthic habitats using sonar data and open-source aquatic substrate classification software. A West Virginia Habitat Mapping project is in the final stages for integration in the 2024 State Wildlife Action Plan revision.



Staff maintained several GIS-based tools and applications, providing data updates and support. The use of ArcGIS Online continues to grow for reporting needs. Existing StoryMaps and dashboards were updated to provide more interactive online reporting for many of our hunting surveys and staff developed scripts for automating updates.

The hunting, trapping and fishing interactive online map continued to be hosted by the West Virginia GIS Technical Center. This tool provides the public with increased access to Wildlife Resources facilities such as wildlife management areas and stream access sites, and provides information about float trips, license agents, physically challenged (Class Q) opportunities, district office contact information and links to online resources for license purchases and regulations. Staff finished collecting, processing and adding to the lake depth data as part of a Sport Fish Restoration Project.

Staff provided data and support for Wildlife Resources projects and activities including database maintenance, data analysis and management and metadata development. Data requests from the public and partners were fulfilled as needed. Staff summarized results and responses from the spring gobbler survey, bowhunter survey, and statewide hunting outlook and mast survey. Staff reviewed survey projects, prepared and submitted fiscal notes on proposed legislation, and reviewed the Wildlife Endowment Fund Plan and expenditures.

## ENVIRONMENTAL COORDINATION PROGRAM

### Hydropower

Staff consulted with the West Virginia Department of Environmental Protection (DEP), Ohio Department of Natural Resources, U.S. Fish and Wildlife Service (USFWS), U.S. Army Corps of Engineers (USACE), and the Federal Energy Regulatory Commission (FERC), applicants and operators on hydropower projects in West Virginia. Actions were taken on 14 licensed and active hydropower projects ensuring compliance with Clean Water Act conditions and FERC license articles. With seven of the 14 projects requiring more actions than routine monitoring of FERC filings.

Compensatory mitigation for the loss of aquatic resources continued for four of the licensed projects with discussions and further analysis being conducted for the remaining licensed projects. Lake Lynn Hydroelectric Project facilities continue to be contentious with various issues including lake levels management, hydrilla control and properties within the FERC project boundary. Deliberations continued with the Millville Project to achieve adequate downstream passage protection for the American eel. Invoices were submitted on projects that were authorized or reauthorized after July 2008 for fish entrainment/impingement.

### Oil and Gas

Mountain Valley Pipeline went into operation and submitted their final voluntary mitigation payments this reporting period. Staff reviewed various applications for oil and gas related activities, including well locations, pipeline activities and fractionation plant development. Technical support was provided to the DEP's offices of Oil and Gas and Waste and Water, concerning impacts to fish and wildlife associated with oil and gas production and transmission. Support was also provided to Fish and Game Management units for oil and gas activities on wildlife management areas.

Technical assistance continued with the DEP concerning stream impacts from construction of transmission lines, gas fractionation facilities, and the associated stream restoration projects required as mitigation. Staff aided the DEP, USACE and United States Environmental Protection Agency in reviewing the Clean Water Act Section 404 violations at numerous oil and gas construction sites and related wetland, stream mitigation, and restoration activities. Assistance was also provided to industry, state and federal regulatory agencies related to monitoring of Permittee Responsible Mitigation projects. Staff provided continued support to the USFWS in protecting their charge resources potentially impacted by the oil and gas industry. National Environmental Policy Act review, as a cooperating agency, was provided to the Federal Energy Regulatory Commission.

### Clean Water Act 404/401 and Section 10

The Coordination Unit continued to provide technical support for Clean Water Act Section 404/401, and River and Harbors Act Section 10 certifications, to DEP under our long-standing memorandum of understanding. Staff reviewed and submitted comments for wetland and stream restoration, economic development projects, etc. Considerable mitigation in the form of avoidance, reduction of potential impacts, restoration and enhancement of aquatic resources was secured as a result of these efforts. Due to recent Supreme Court of the United States (SCOTUS) decisions on the definition of Waters of the United States considerable time and effort has been expended determining paths forward for WVDNR's role in the conservation of our charge resources. As a result, staff submitted comments on several State Waters Permits during the last reporting period. Prior to the SCOTUS decision these waters would have been federally jurisdictional and been permitted via Clean Water Act 404/401. Staff submitted comments to the WVDEP on approximately 25 404/401/Section 10 permit applications.

Staff reviewed 15 stream management plans submitted by the West Virginia Conservation Agency on behalf of individual landowners to accomplish relatively minor bank stabilization and channel improvement projects.

### Highways

Staff continued to participate in the National Environmental Policy Act process for several West Virginia Division of Highways (DOH) projects. Significant time and effort were expended coordinating two large unfinished sections of Corridor H, Parsons to Davis and Wardensville to Virginia Line. Fishing access was requested at several bridge sites. Staff coordinated with WVDOH to provide aquatic and terrestrial organism passage at road crossings where practical. Several bridges in the eastern panhandle had wood turtle issues (Bloomery Pike bridges 1 and 2 in Hampshire County, Smith Crossroads Bridge, Gaston Road Bridge and Spohrs Crossroads Bridge in Morgan County). Staff were able to secure wood turtle crossings for Corridor H Wardensville to Virginia Line that will be incorporated into the construction plans.

Staff reviewed numerous smaller transportation improvement projects, including 183 bridges, 126 culverts, 37 bank stabilizations, six low water crossings, 40 miscellaneous projects such as sidewalk and rail trail repairs and 14 Tier 1 northern long-eared bat 0.5-mile cave buffer data requests.

The federal Infrastructure Investment and Jobs Act (HR 3684) has federal funds available to install signage and crossing structures to reduce wildlife vehicle collisions. Coordination is participating in a working group in efforts to prioritize aquatic organism passage projects to secure federal grant funding for projects.



## ENVIRONMENTAL COORDINATION PROGRAM CONTINUED...

### Mitigation Banking and In-Lieu Fee

Staff served on the Interagency Review Team to review, comment and recommend approval for mitigation banks and in-lieu fee projects. Staff attended 30 field reviews and provided design input for the development of several newly proposed mitigation banks and in-lieu fee projects. Staff verified yearly monitoring reports and conducted field reviews at existing mitigation banks. The first for profit mitigation bank started construction on Little Indian Creek Wildlife Management Area and will enter the as-built stage of banking, a cooperative agreement between Wildlife Resources Section and the sponsor was agreed upon to help reduce ATV/UTV trespassing on portions of the wildlife management area. Two hundred and twenty-five acres of land abutting the Meadow River Wildlife Management Area has been purchased in part with the in-lieu fee Meadow Bluff project and was constructed this past year. There were 60 projects being administered by the Interagency Review Team during this reporting period, of which 42 were Mitigation Banks and 18 in-lieu fee projects.

The West Virginia Stream and Wetland Valuation Metric Version 3.0 held a public workshop that the WVDNR aided in teaching. This updated credit and debit toll for banking in the state added a functional quantitative West Virginia Wetland Rapid Assessment Method assessment for new debit/credit calculations for wetlands within the state.

### Spawning Waivers

Staff received, reviewed, coordinated and documented the issuance of fish spawning season restriction waivers, as required by the DEP's 401 Water Quality Certification Standard Condition No. 12. Approximately 151 waiver requests were received and reviewed during the reporting period. Waiver requests were received from the DOH (32) and for pipelines (96), water withdrawal (4), mining (2), stream restoration (9) and other miscellaneous projects (8).

### Wind Power and Solar Energy

Ravenswood is now in phase two of its solar energy project. Coordination continued for the Short Mountain, Black Rock and Beech Ridge II wind facilities. Several general locations for solar facilities have been proposed for West Virginia. The sponsors have requested rare, threatened and endangered species reviews and they have met to discuss best management practices to reduce impacts to wildlife.

### Collection Permits and Database Review Requests

A total of 335 scientific collecting permit applications were reviewed and permits issued to researchers, consultants, government agencies and educators. Most permits were issued to consultants conducting presence/absence surveys or performing biomonitoring required by other agencies. Three permit applications were denied. More than 800 projects were reviewed for the occurrence of rare, threatened, and endangered species. These included flood-relief projects, USACE permit applications, infrastructure development and improvements, highway projects and mining activities (quarry and mining).



## Game Management Unit

### PUBLIC LANDS PROGRAM

The Wildlife Resources Section Game Management Unit conducted habitat management and law enforcement activities on 96 wildlife management areas (WMA) and eight state forests, totaling 511,783 acres.

Acquisition of public lands and unique habitats continues to be a priority, especially in targeted regions of the state. Fee acquisitions were made to the Big Ugly WMA (257.5 acres), Little Coal River WMA (3,047 acres) and Meadow River WMA (252 acres). Land reviews and associated due diligence were conducted during the fiscal year on numerous properties which will be closed in FY 2025.

An extensive wildlife management program was conducted on nearly 1.1 million acres of national forest land (comprising 14 WMA units) located in West Virginia through a cooperative agreement with the U.S. Forest Service and the WVDNR. State wildlife biologists and managers devoted a significant portion of their time reviewing national forest scoping notices, timber sales and providing technical input in the development of national forest plans. Management issues were closely reviewed to ensure that our fish and wildlife resources receive the maximum possible benefit. Annual joint meetings with the U.S. Forest Service, West Virginia Division of Forestry, USFWS, USACE and numerous working groups or symposia occurred in various capacities.

Management of WMAs and national forest lands was directed toward improving forest age structure and stand composition, which created more living space for a variety of species. Much of the forest is of similar age, making it more susceptible to disease and disturbance, therefore reducing resiliency. Commercial forest management activities, which create young forest and structurally complex habitat, were delayed in most cases due to the listing of bat species by the USFWS to endangered species status. Approximately 21 acres of field border cuts were created and approximately 116 acres of forest mulching was conducted.

Management activities by personnel on state and national forest lands included releasing and/or grafting existing trees and planting additional trees and shrubs for food and cover on 360 acres.

A total of 2,418 acres of wildlife clearings were mowed and 23.5 acres of new clearings were established. Lime was applied to 255 acres and fertilizer applied to another 459 acres. A total of 839 acres were seeded to create food plots and dove fields.

Prescribed fire was applied to 351 acres to improve the diversity and abundance of desired plants. Herbicide was used on 784.5 acres to control undesirable and invasive vegetation. Sharecropping agreements were executed on 708 acres to maintain open land habitat and 41 waterholes were maintained to provide a year- round water supply for wildlife.

The water level on 195 acres of wetlands was manipulated to encourage waterfowl utilization, while 148 wood duck boxes and 45 other species nest structures were maintained.

A total of 576 miles of roads/trails and 13 vehicle and foot bridges were maintained. Road closures (gates) were installed and/or maintained at 687 locations.

A total of 387 information and regulation signs were erected or maintained and 97 miles of WMA boundary was marked. A total of 365 campsites, six boat ramps, 23 shooting ranges, 197 parking areas and 23 access sites for anglers and hunters with disabilities were maintained for public use.

The highly successful controlled waterfowl hunting program at McClintic and Green Bottom WMAs continued to provide quality waterfowl hunting. A total of 41 waterfowl ponds and 22 shooting stations were maintained on the McClintic WMA including two shooting stations for the physically challenged. A special controlled dove hunt was held on the South Branch WMA with stations available for draw.

As part of Gov. Jim Justice's Upland Game Bird Initiative, 21,000 flight-pen reared bobwhite quail were released over a 14-week period in the summer and fall of 2023. These releases occurred on the following public lands: Burnsville Lake WMA, Cross Creek WMA, Frozen Camp WMA, Huttonsville State Farm WMA, Laurel Lake WMA, Pleasant Creek WMA, Camp Creek WMA and Greenbrier State Forest. Release stations, or refugia stations, were established on these public lands to provide protection to the birds in each release, as well as to be able to form a covey and to assimilate to the area. A box of 25 quail were released at each station during seven separate release dates. A goal of this initiative was for outdoor enthusiasts to have the opportunity to see and hear bobwhite quail.



# WILDLIFE RESOURCES

---

## WILDLIFE DAMAGE AND NUISANCE WILDLIFE PROGRAM

The Wildlife Damage Control agent program allows for businesses to be licensed with the WVDNR to take and dispose of nuisance wildlife. The WVDNR licensed 38 businesses as agents during 2023–2024. The WVDNR is assisted by staff from the U.S. Department of Agriculture’s Animal and Plant Health Inspection Service on a feral swine control program in West Virginia.

## TECHNICAL ASSISTANCE PROGRAM

Technical assistance provided agencies that manage national and state forests with technical review of proposed actions, assisting private landowners with habitat questions and answering questions from the public. Intra-agency assistance often involves field reviews, coordination and the development of specific management recommendations as well as technical review and comment to National Environmental Policy Act actions. A total of 2,713 staff days were spent providing technical assistance.

## REGIONAL, NATIONAL AND INTERNATIONAL COORDINATION PROGRAM

Many of the challenges and issues faced by the Game Management Unit are shared by other state and federal agencies. Coordination with numerous state, federal, tribal and non-governmental organizations is important to address issues facing wildlife management across state and federal boundaries. Notable organizations included the Association of Fish and Wildlife Agencies, Southeastern Association of Fish and Wildlife Agencies, Northeast Association of Fish and Wildlife Agencies, The Wildlife Society, Atlantic Flyway Council, Southeast Deer Study Group, Southeastern Cooperative Wildlife Disease Study, Eastern Management Unit Dove Technical Committee, Northeast Habitat Technical Committee, Northeast Gamebird Technical Committee, Northern Bobwhite Conservation Committee, Southeast Wild Turkey Working Group, Ruffed Grouse Committee and Appalachian Mountains Joint Venture.



## WILDLIFE POPULATION SURVEY AND RESEARCH PROGRAM

### Wildlife Damage and Nuisance Activities

During FY 2024, 64 nuisance bears were killed due to crop damage or nuisance activity. Hundreds of other bear complaints were resolved with harassment measures and/or removal of edible attractions. The WVDNR processed 114 bear damage claims.

WVDNR staff handled thousands of additional calls regarding sick, injured or nuisance wildlife. Calls about nuisance wildlife often are resolved by providing technical advice and recommendations, but many require capture and relocation or euthanasia of the animal.

### Wildlife Population Surveys and Research

The WVDNR conducted 19 woodcock singing ground survey routes in cooperation with the USFWS and states in the Eastern Management Region. A total of 35 woodcock were captured and banded, with 31 being equipped with transmitters as part of a cooperative woodcock research project with the University of Maine. A ring-necked pheasant survey was carried out on the Hillcrest WMA. Canada geese and mourning doves were banded in cooperation with the U.S. Fish and Wildlife Service, Atlantic flyway states and states in the Eastern Dove Management Unit to monitor populations and establish harvest regulations. As a part of this effort, 499 Canada geese and 408 mourning doves were banded across the state. Additionally, 28 Primary 1 (P1) feathers were collected from individual doves in WVDNR Districts 1 and 3 as part of a cooperative project between the University of Western Ontario, Delta Waterfowl and dove Eastern Management Unit states. Preseason duck banding efforts resulted in 16 wood ducks being banded in 2023. During the 2023–2024 post-hunting season, 232 ducks were banded. During this time, three hen mallards were fitted with a GPS global system for mobile communications transmitter and five with geo locators as part of a flyway wide eastern mallard study.



Harvest and biological data were compiled and analyzed for hunter- harvested big game species (e.g., deer, turkey, bear and wild boar) as well as hunter and trapper-harvested furbearers (e.g., beaver, fisher, bobcat and otter).

### White-tailed Deer

During the combined deer seasons in 2023 and January 2024, deer hunters harvested 109,246. This was a decrease of 7.8 percent from the 2022 and January 2023 harvest of 118,449, but 3.3 percent above the previous five-year harvest average of 105,718. The total deer harvest represents one deer killed for every 134 acres of deer habitat in the state. From 1945 to January 2024, a total of 7,001,257 deer harvests have been recorded in West Virginia.

A large-scale deer research project is being conducted in conjunction with West Virginia University. During the past three winter capture seasons, personnel have collared 350 deer (97 in 2021, 146 in 2022 and 107 in 2023) across the three study areas. There are still 120 deer collared and there have been 185 recorded mortalities of GPS collared deer. The three leading causes of mortality are hunter harvest ( $n = 65$ ) followed by vehicle collisions ( $n = 26$ ) and predation ( $n = 25$ ). In Hampshire County, 19 collared deer have died of clinical Chronic Wasting Disease. The project is expected to conclude in Summer 2025.

A bowhunter survey has been conducted annually since 1995. This cooperative venture with the West Virginia Bowhunters Association is an excellent means of monitoring populations of game animals and furbearers, as well as providing a method for bowhunters to report their observations.





## WILDLIFE POPULATION SURVEY AND RESEARCH PROGRAM CONTINUED...

### Elk

With the release of 24 elk from the Land Between the Lakes Recreation Area in western Kentucky in late December 2016, wild elk have been roaming the mountains of West Virginia for the first time in more than 140 years. Subsequent releases with elk from Kentucky and Arizona were made in 2018. Although the effort suffered a setback in the summer of 2019 from an unexpectedly high mortality rate caused by a known parasite, calving over the past five summers has produced approximately 100 known calves. All released elk were marked and equipped with GPS telemetry collars so movements could be tracked. In addition to this, efforts continue each winter to capture, mark and collar calves and other un-collared elk so data can be collected. A cooperative effort with West Virginia University was initiated to examine the genetics of the new elk herd. Efforts also continue to identify a source herd from which additional elk can be transferred to West Virginia to supplement the herd. An agreement with Land Between the Lakes was reached in November 2023 to capture an additional 40 elk (20 bulls and 20 cows) in early 2024 and transfer them to the Tomblin Wildlife Management Area. Capture efforts resulted in the release of 38 elk. Two cows were lost during the capture and transfer process.

A salt block and trail camera study at 50 sites throughout the elk management zone continued to allow monitoring of both native-born and uncollared animals and to detect elk which may move in from surrounding states. In addition, high use areas were monitored during the summer by cellular trail cameras to detect calving successes.

Several presentations regarding the program's status were given to public and government groups, including the West Virginia Legislature. Maintenance and upkeep of the elk pen is ongoing, and a squeeze chute was erected.



### Black Bear

West Virginia hunters harvested 2,830 black bears during the combined 2023 archery and firearms seasons. The 2023 harvest was 64 percent above the 1,727 bears killed in 2022. The black bear harvest of 2023 is the sixth highest recorded harvest.

Age data from the 2022 tooth samples have been received and hunters have been notified of their bear's age. Hunters submitted 1,214 usable teeth (correct tooth, tooth not broken, etc.) for age consideration. There were 17 cubs (1 percent), 34 percent (409) came from yearlings, 26 percent (318) came from 2-year-olds, 15 percent (176) came from 3-year-olds and the remaining 24 percent (294) were 4 years or older. Biologists use age data from hunter-harvested bear teeth to calculate population estimates and mortality rates for black bears in West Virginia. The 1,214 usable teeth submitted in 2022 represent 70 percent of the total black bear harvest. Hunters submitted 49 percent of the harvest in 2016, 53 percent of the harvest in 2017, 63 percent in 2018, 68 percent in 2019, 67 percent in 2020 and 72 percent in 2021.

### Wild Turkey

Hunters harvested 11,650 bearded turkeys during the 2024 spring gobbler season. While hunters harvested fewer birds compared to last years' harvest of 12,217, the 2024 harvest was above long-term indicators and came in 6 percent higher than the five-year and 10-year average 10,937 and 10,913 respectively.

The spring gobbler survey was conducted jointly by the Wildlife Resources Section and the West Virginia Chapter of the Wild Turkey Federation. The survey serves as a means for hunters to report their observations and opinions about wild turkey management. It also allows biologists to track species throughout time and serves as a valuable tool to help monitor wildlife populations.

The Game Management Unit initiated a large-scale project with the West Virginia Cooperative Fish and Wildlife Research Unit at West Virginia University to examine the population dynamics of wild turkeys. Winter trapping took place between late January and early April 2024. Across the five study regions, a total of 201 hens were fitted with a leg band and of those, 118 were fitted with GPS transmitters. There were 31 mortalities, 87 hens with transmitters remain across the state. A total of 67 nesting attempts were made, 12 of which were successful in hatching at least one egg. There were nine hens that attempted to renest. Predation was the leading cause of nest failure. Incubation activity across the state started within the last two weeks of April and continued through June. The earliest incubation date observed was April 16 and the latest was June 22, 2024. Brood counts at the two and four-week post-hatch milestones were logistically difficult and other methods may be necessary to gather sufficient brood survival data next year.

## WILDLIFE POPULATION SURVEY AND RESEARCH PROGRAM CONTINUED...



### Wild Boar

Hunters killed 142 boars during the 2023 season. This was the fourth consecutive season with a total harvest exceeding 100. Hunters once again had the opportunity to hunt in early February which produced great results with a harvest of 54 boars. Thirty-nine boars were harvested in Logan County and 15 in Boone County during the winter firearms season. The February harvest was comparable to the five-year average of (i.e., 55) of the previous February seasons.

### Annual Mast Survey

Since 1970, the WVDNR, in conjunction with the West Virginia Division of Forestry, has conducted annual surveys around the state to determine relative abundance of soft and hard mast produced by 18 trees and shrubs of importance to wildlife populations. Mast surveys were completed at 245 locations, covering all regions of West Virginia in 2023.

The statewide mast index for all species combined in 2023 was up 15 percent compared to 2022. The best hard mast production in 2023 was recorded for red/black (+138 percent over 2022) and scarlet oak (+108 percent over 2022).

### River Otters

Staff initiated a river otter home range and population dynamics study in conjunction with the West Virginia Cooperative Fish and Wildlife Research Unit at West Virginia University. After completing two trapping field seasons (Fall 2023 and Spring 2024), there were 28 river otters (out of a goal of 45) equipped with VHF implant transmitters to monitor survival, and 21 river otters (out of a goal of 25) equipped with GPS back-attachment transmitters. Seventeen complete spatial data sets have been retrieved from deployed GPS units; attachment times on the otters ranged between nine to 39 days. During the spring field season, the project added U.S. Department of Agriculture Wildlife Services as a trapping partner to increase the number of study animals. It was a successful first season of the partnership and will continue through the final trapping season in Fall 2024. With this new partnership, the study area has also expanded from the Greenbrier River system in Pocahontas and Greenbrier counties to include Monroe, Nicholas, Randolph, Summers, Upshur and Webster counties. This expanded study area includes a variety of water systems, habitats, and potential stressors affecting otter survival.





## Fish Management Unit

The Fish Management Unit is responsible for providing fishing opportunities to meet recreational fishing demand. This is accomplished by protecting and managing more than 98,000 miles of rivers and streams and more than 22,000 acres of public impoundments. Fish management efforts included enhancement of fishing through stockings, development of habitat and research projects.

## FISH HATCHERY PROGRAM

The fish hatchery program operated seven cold-water hatcheries, two warmwater hatcheries and two grow-out facilities. Fish hatchery program staff stocked waters around the state for the purposes of fisheries enhancement, sustainability and reintroduction, when warranted. The distribution of fish from state hatcheries provided anglers with harvest opportunities beyond the sustainability of our natural systems.

Major renovations to the Bowden Hatchery near Elkins, West Virginia were completed in 2022. Those additional rearing units have increased trout production by approximately 100,000 fish annually.

### Trout Hatcheries

In 2023, staff stocked 804,336 catchable trout weighing 589,788 pounds (Table 1). The 2023 trout stocking year was below the annual hatchery production goal of 750,000 pounds. However, an increase of nearly 100,000 trout were stocked in 2023 compared to 2022. These trout were distributed to 74 impoundments, nine reservoir tailwaters and numerous locations on 127 streams.

The average size of catchable trout stocked into put-and-take managed waters in 2023 was 12.5 inches and 0.75 pounds, similar to 2022. This large average trout size is a result of adequate hatchery water supplies over the stocking period. The White Sulphur Springs Federal Hatchery provided a total of 1,835 surplus trout that were stocked during the spring and fall stocking seasons.

Trout stocking also occurred in 10 Class Q waters, which provided fishing opportunities for anglers with disabilities and children 14 and younger. These special regulation waters were stocked the first week of March. Thirty-seven waters across the state also received two stockings each during a two-week period in October 2023.

Wild trout management continued to receive special attention in West Virginia. The program is focused on protecting and enhancing native brook trout populations and stocking fingerling trout to maintain wild trout populations. In 2023, approximately 115,318 fingerling trout were stocked in 21 waters throughout the state (Table 2). Assistance from various conservation groups and citizen volunteers was an essential part of the fingerling trout stocking program.

## FISH HATCHERY PROGRAM CONTINUED...

**Table 1**

Total number and weight of catchable and brood trout distributed to more than 200 waters statewide during 2023.

Distribution Hatchery	Brook		Brown		Golden		Rainbow		Tiger		All Trout Species	
	NUMBER	WEIGHT	NUMBER	WEIGHT	NUMBER	WEIGHT	NUMBER	WEIGHT	NUMBER	WEIGHT	NUMBER	WEIGHT
Bowden	38,028	24,475	20,859	13,710	19,547	10,192	125,073	85,955	0	0	203,507	134,332
Edray	1,880	2,002	1,462	1,462	8,471	5,777	159,405	101,042	1,405	1,781	172,623	112,064
Petersburg	2,373	2,677	3,851	2,955	7,487	5,949	29,782	33,730	17	86	43,510	45,397
Reeds Creek	3,927	2,709	9,885	6,211	14,488	7,813	75,843	52,366	0	0	104,143	69,099
Ridge	3,758	3,678	358	358	5,061	4,208	37,631	40,016	20	156	46,828	48,416
Spring Run	13,460	12,720	18,845	17,385	11,794	10,135	61,195	58,828	278	1,935	105,572	101,003
Tate Lohr	962	668	1,386	1,006	7,395	5,939	118,360	71,814	50	50	128,153	79,477
<b>TOTALS</b>	<b>64,388</b>	<b>48,929</b>	<b>56,646</b>	<b>43,087</b>	<b>74,243</b>	<b>50,013</b>	<b>607,289</b>	<b>443,751</b>	<b>1,770</b>	<b>4,008</b>	<b>804,336</b>	<b>589,788</b>

**Table 2**

Total number and weight of fingerling trout distributed in 21 waters statewide during 2023.

Distribution Hatchery	Brook		Brown		Golden		Rainbow		All Trout Species	
	NUMBER	WEIGHT	NUMBER	WEIGHT	NUMBER	WEIGHT	NUMBER	WEIGHT	NUMBER	WEIGHT
Bowden	56,599	1,537	20,548	240	99	3	120	4	77,366	1,784
Edray	500	3	8,000	58	0	0	3,580	147	12,080	208
Petersburg	0	0	0	0	17,622	178	8,250	150	25,872	328
<b>TOTAL</b>	<b>57,099</b>	<b>1,541</b>	<b>28,548</b>	<b>298</b>	<b>17,721</b>	<b>181</b>	<b>11,950</b>	<b>301</b>	<b>115,318</b>	<b>2,320</b>

**Table 3**

Total number of warmwater fish distributed in 46 waters statewide during 2023.

		State Warmwater Hatchery		State Warmwater Rearing Facility		Total
SPECIES	CLASS	APPLE GROVE	PALESTINE	FALLS MILL	OTHERS	NUMBER
Channel Catfish	Advanced Fingerling	10,865				10,865
	Adult				7,263	7,263
Hybrid Striped Bass	Fingerling	58,528			111,274	169,802
	Advanced Fingerling	40,030				40,030
Muskellunge	Advanced Fingerling	168	100	678		946
Striped Bass	Advanced Fingerling				5,100	5,100
Walleye	Advanced Fingerling	233	209			442
	Fingerling	29,957	56,493			86,450
<b>TOTAL</b>		<b>139,781</b>	<b>56,802</b>	<b>678</b>	<b>123,637</b>	<b>320,898</b>

## FISH HATCHERY PROGRAM CONTINUED...

### Warmwater Hatcheries

Warmwater hatcheries produced channel catfish, muskellunge, hybrid striped bass, striped bass and walleye during 2023. A total of 320,898 fish were produced and stocked in 46 waters throughout the state (Table 3). Warmwater hatcheries produced and stocked both fingerlings and advanced fingerlings.

### Channel Catfish

A total 7,263 catchable-sized adult channel catfish were stocked in 57 waters in June 2023 to provide enhanced recreational fishing opportunities at city and state park lakes (Table 3). Adult channel catfish are stocked annually prior to the annual free fishing weekend. This stocking also provides anglers with more catchable fishing opportunities throughout the summer season. Additionally, more than 10,000 fingerling and advanced fingerling channel catfish were stocked in 24 waters to supplement recreational angling opportunities.

### Muskellunge

A total 946 advanced fingerling muskellunge were stocked (Table 3) in Burnsville Reservoir, Monongahela River, North Bend Lake, Stonewall Jackson Reservoir and Woodrum Lake. Staff typically collect brood stock for hatchery production from Elk River, Little Kanawha River, Middle Island Creek, Monongahela River and North Bend Lake.

### Hybrid Striped Bass

A total of 169,802 fingerlings and 40,030 advanced fingerling hybrid striped bass were stocked in Beech Fork, Bluestone and R.D. Bailey Reservoirs, Castleman Run, Dixon and Rollins lakes as well as the Ohio, Kanawha and Monongahela rivers (Table 3). Hybrid striped bass do not reproduce, so supplemental stocking was necessary to sustain a fishable population.

### Striped Bass

A total 5,100 advanced fingerling striped bass were stocked in Mount Storm Reservoir (Table 3). Striped bass are received in cooperation with the State of Maryland. This cooperative program helped to create a destination striped bass fishery in West Virginia for anglers choosing to target this species.

### Walleye

Approximately 86,450 fingerlings, 442 advanced fingerlings were stocked in 2023. The number of walleye fingerlings stocked in 2023 was less than 2022 due to environmental conditions. In 2023, walleye were stocked in Dog Run Lake, Elk River, Greenbrier River, Kanawha River, New River, Ohio River and Stonecoal Reservoir.



## FISHERIES AND HABITAT SURVEY PROGRAM

### Reservoirs

Black bass electrofishing surveys were conducted on five large reservoirs in the state including Bluestone, Mount Storm, R. D. Bailey and Stonewall Jackson lakes. Black bass surveys monitor population characteristics of largemouth, smallmouth and spotted bass. These monitoring surveys are used to inform management needs and help guide management recommendations for these important recreational species.

Electrofishing surveys targeting black bass on Bluestone, Mount Storm and R.D. Bailey lakes also assessed other fish species present within these reservoirs including sportfish populations (crappie, striped bass, walleye and yellow perch). Additional black bass surveys conducted on Bluestone and R.D. Bailey lakes were part of an ongoing statewide black bass genetics assessment in cooperation with West Virginia University. This project is evaluating the genetics of current black bass fisheries and is also monitoring for invasive Alabama bass.

Gill net surveys were conducted on Stonecoal and Sutton lakes to monitor and assess walleye populations. These surveys monitor for any changes in walleye populations to help inform management decisions. Gill net surveys were also conducted on Mount Storm Lake to monitor populations of striped bass and walleye.

Electrofishing surveys were conducted for muskellunge on Burnsville, East Lynn, Stonecoal and Stonewall Jackson lakes to assess population characteristics of these fisheries. These surveys were part of an ongoing study comparing musky populations in different reservoirs across the state. Electrofishing surveys and fish tagging were conducted for crappie and yellow perch on Cheat and Tygart lakes to assess population characteristics and as part of an ongoing study designed to evaluate angler catch and harvest rates of these species.

### Small Impoundments

Fisheries surveys were conducted on small impoundments (less than 500 surface acres) to assess sportfish population characteristics for a range of species, including bluegill, crappie, channel catfish, muskellunge, largemouth, smallmouth and spotted bass, redear sunfish, tiger musky and walleye. Surveys were conducted at Charles Fork, Curtisville, Dixon, Dents Run, Dog Run, Elk Fork, Huey, Kimsey Run, Mason, Mountwood, New Creek, North Bend, O'Brien, Parker Hollow, Plum Orchard, Sherwood, Sleepy Creek, Spruce Knob, Summit, Stephens, Tuckahoe, Wallback, Warden and Woodrum lakes between July 2023 and June 2024.

### Rivers and Streams

River and stream fisheries surveys were conducted to assess genetic diversity or population characteristics for fish communities or a range of target species, including largemouth and smallmouth bass, muskellunge, trout, and walleye.

Streams targeted by fisheries staff include the Cacapon River, Cross Creek, Elk River, Goose Creek, Greenbrier River, Kings Creek, McKim Creek, Meathouse Fork, Middle Island Creek, Monongahela River, New River, South Branch of Potomac River and South Fork of Hughes River.

Additionally, 106 surveys were conducted in coldwater streams for assessment of native brook trout and other wild trout populations across the Cheat, Elk, Greenbrier, South Branch of Potomac, Cacapon, Rocky Marsh Run, Sleepy Creek, Tygart Valley and Upper James watersheds. Continuous water temperature data was collected in 68 streams to track coldwater status or determine suitability for restoring or improving native brook trout occupancy and range.

### Fish Health Surveys

Annual fish health surveys, as part of the U.S. Fish and Wildlife Services Wild Fish Health Survey, were conducted on sauger from the Ohio River. All samples were found to be negative of fish pathogens.

Trout species from our cold-water hatcheries were also tested for annual fish health inspections. A total of 570 trout which included rainbow, golden rainbow, brook (two genetic strains), brown (two genetic strains), and tiger trout were tested from our cold-water hatcheries in June 2024. Laboratory results indicated all hatchery facilities were negative for whirling disease. All hatcheries were also negative for national reportable aquatic animal pathogens including hematopoietic necrosis virus, viral hemorrhagic septicemia, infectious salmon anemia virus and spring viremia carp virus. Multiple bacterial pathogens were observed across species and all facilities. These bacterial pathogens are widespread and typically present in the natural spring water sources that sustain the hatcheries. The presence of these bacterial pathogens is not usually a concern to natural systems.



## HABITAT AND WATER QUALITY ENHANCEMENT PROGRAM

Fisheries management staff continued habitat enhancement projects in FY 2024. Staff deployed 990 habitat structures across eight impoundments. Habitat structures deployed included 919 Christmas trees, 64 woody structures and seven fallen trees. Habitat structures were placed in locations (coves, points, drop offs, littoral areas and shoreline fishing areas lacking habitat) to improve habitat for existing fish populations and enhance recreational fishing opportunities. Recycled Christmas trees were placed at Beech Fork (250), Burnsville (25), Cheat (65), East Lynn (250), Moncove (30), Mount Storm (39), Stonewall Jackson (75), Summersville (25) and Tygart (160) lakes. Many of these installations were in cooperation with local fishing organizations and the WVDEP Rehabilitation Environmental Action Plan and U.S. Army Corps of Engineers.

Other forms of habitat enhancements were created by fisheries management staff to improve lake habitat. Larger woody and wreath structures were installed at Laurel (12), Stonewall Jackson (75) and Tygart (42) lakes. Large trees were dropped and anchored at Stonecoal Lake (7). Spider blocks were installed at North Bend Lake and treated aquatic vegetation at Conaway Run, Deegan, Dixon, Rollins, Plum Orchard and Tuckahoe lakes.

The acidified streams program applied more than 3,700 tons of limestone sand to improve water quality for native brook trout and other game species, making quality fisheries in more than 350 miles of impaired streams and 456 acres of small impoundments.

A cooperative project was initiated with West Virginia University to restore native brook trout habitat to a two-mile section of Beaver Creek, a major tributary of Shavers Fork that the WVDNR had previously invested in a major fish passage project at the railroad crossing. The project treated the section of stream with large woody habitat structures to improve native brook trout habitat as well as enhance productivity for all aquatic life. Additionally, a cooperative project with the Southern West Virginia Chapter of Trout Unlimited was implemented to restore and improve habitat in a half mile section of Milligan Creek on private land that is leased by the WVDNR as a fly fishing only stream for wild brown trout. Habitat in the stream had been failing for several years, leading to eroding banks and overgrown invasive vegetation, degrading the fishery.

## INTERSTATE FISHERIES COORDINATION PROGRAM

Fish management staff coordinated with state and federal agencies on several research and management activities on the Ohio River. These efforts included population assessments of sauger and flathead catfish. Much of this work was guided by the interstate Ohio River Fisheries Management Team. Fish management staff continue to coordinate with West Virginia University on a paddlefish population assessment to evaluate the success of previous stocking efforts. Fisheries biologists participated in the Mississippi River Basin and Mid-Atlantic agency panel's aquatic nuisance species planning efforts to minimize impacts upon West Virginia's aquatic resources.

A cooperative effort continued with Ohio River basin states and federal partners monitoring populations of invasive carp species (bighead and silver carp). Activities included population and larval fish surveys targeted to monitor population expansion, physical removal of fish, fish community surveys and tracking movements through acoustic telemetry. While still considered low in abundance, more bighead and silver carp were collected and removed in 2024 than in previous years.

## TOURNAMENT COORDINATION AND TROPHY FISH CITATION PROGRAM

A total of 984 bass, catfish, musky, crappie/panfish, trout and carp tournaments were registered on 38 waterbodies in 2023. These results came from 13 reservoirs (greater than 500 acres), 11 small impoundments, six small rivers and three larger rivers. In addition to traditional fishing tournaments that conduct events/ weigh-ins at a single location, 16 tournaments requiring length only and immediate release for species such as black bass and musky across multiple waters were reported in 2023.

The Trophy Fish Citation program, which recognizes anglers who catch trophy-sized fish, was restructured so anglers received one certificate for each species for which they caught at least one trophy-sized fish for that species. Multiple trophies for a species are recorded on the one certificate. In 2023, 954 trophy certificates were awarded, representing 25 species. Of 12 waters (private lakes are counted as one water) yielding 10 or more fish citations, 46 percent were from streams and rivers, 44 percent from private lakes and ponds and 10 percent from public lakes. The trophy citation program was started in 1976 and has recognized more than 60,000 anglers for their outstanding catches. The year 2004 marked the first year of issuing length-only citations in addition to the certified weight citation. In 2020, the weight certification was removed, and the program went strictly to using length to determine citation fish.

## Wildlife Diversity Unit


### ORNITHOLOGY PROGRAM

Staff conducted reviews of citizen reports of rare bird occurrences for confirmation. Staff coordinated with the U.S. Forest Service to deploy automated recording units at historical northern goshawk sites and to conduct avian point-count surveys at Cranberry Glades. Staff coordinated with The Nature Conservancy to conduct avian point-count surveys at Panther Knob, and Pendleton County. As part of a multi-state research project, staff deployed 12 radio telemetry tags on wood thrushes to assess migratory connectivity. Staff coordinated and conducted marsh bird monitoring at three locations, and several monitoring efforts which included Breeding Bird Survey routes and Christmas Bird Counts. Staff monitored several state priority bird species, including loggerhead shrike, bald eagle, and peregrine falcon.

Staff represented the agency on several national councils, technical committees, and working groups. Staff provided technical assistance to state residents, agencies, and other organizations. Staff assisted private landowners in the implementation of farm bill programs targeting cerulean and golden-winged warbler, and hosted coordination meetings in support of private lands work. Staff coordinated the American kestrel nest box program in partnership with the Avian Conservation Center of Appalachia.

Staff provided review and comments on various energy development activities, including wind facilities, shale gas, and developed a draft outline and text for agency renewable energy guidance.

Staff provided regulatory oversight and permitting of falconry activities. Staff continued development of a draft outline, text, and graphical elements for revision to the West Virginia Forest Songbird Management Guidelines, taught Master Naturalist classes, and answered state resident inquiries pertaining to birds.



### RARE, THREATENED, AND ENDANGERED SPECIES PROGRAM

The endangered species program oversees monitoring and conservation of rare and federally protected species in West Virginia and coordinates with private landowners, industry and state and federal agencies. Staff provided general technical assistance to the WVDON, WVDEP, U.S. Forest Service, U.S. Fish and Wildlife Service and Natural Resources Conservation Service. Staff provided technical assistance and answered information requests from more than 100 private citizens and private corporations. Staff developed guidance on time of year restrictions and optimal survey windows for rare, threatened, and endangered species and have begun development of new conservation guidance for renewable energy development projects. Staff worked with conservation partners to develop a private lands conservation working group that will support conservation of rare, threatened, and endangered species and their habitat statewide.

#### Surveys and Monitoring

Bat populations were monitored at 12 hibernacula, 10 Virginia big-eared bat maternity colonies and on approximately 21 acoustic monitoring routes. Bat mist net and harp trap surveys were conducted in three counties. Cheat Mountain salamander surveys were performed near areas of eight known populations. A genetics study was initiated to investigate possible hybridization between Cheat Mountain salamanders and other co-occurring *Plethodon* species. Rusty patched bumble bee surveys were conducted in Barbour, Fayette, Lewis, Mercer, Randolph, Preston and Webster counties, resulting in identifying one new occurrence area for the species.

Northern flying squirrel monitoring was conducted at two known population sites using acoustic survey methods. Post delist monitoring obligations for this species came to an end in the spring of 2023. A monitoring plan for Guyandotte River crayfish was implemented, with surveys conducted in all streams currently known to be occupied. Surveys for diamond darters were conducted outside of known historical sites, resulting in nine new sites and extending its range six miles upstream. A programmatic plan for Endangered Species Act compliance for all WVDNR land management activities was developed.

# WILDLIFE RESOURCES

## CAVES AND KARST

The WVDNR cave and karst program continued to work with the caving community. The West Virginia Speleological Survey (WVSS), the West Virginia Association for Cave Studies (WVACS), the National Speleological Society (NSS), the Cave Conservancy of the Virginias (CCV) and the West Virginia Cave Conservancy (WVCC) are all strong partners to the WVDNR for cave protection. Several WVACS project weekends were attended, as well as the NSS annual meeting, a CCV sinkhole cleanout project, and the WVCC Banquet.

State rank revisions for cave invertebrates are being completed as well as habitat and cave taxa description updates in preparation for the 2025 State Wildlife Action Plan revision.

Line plot overlays are being completed to allow better threats analysis for high species diversity cave sites. Land use analysis will hopefully be completed next year to further allow cave resource protection strategies to be implemented.

The agency is working with the West Virginia Land Trust and other partners on moving forward with habitat enhancements at the Greenville Saltpeter cave.

## AMPHIBIAN AND REPTILE PROGRAM

The amphibian and reptile program continued to implement monitoring programs for wood turtles, box turtles and Cheat Mountain salamanders. Data collected from these monitoring initiatives allow biologists to better implement management and conservation actions to protect and enhance populations. Staff have begun sampling populations of wood turtle, spotted turtle, and box turtle to better understand the prevalence of disease in wild populations. Disease prevalence data will allow biologists to make better decisions regarding repatriation of turtles that have been acquired through Law Enforcement confiscation and surrender. WVDNR biologists and WVDOH environmental planners have been using the GIS layer developed by WVDNR GIS staff in 2022 and working together to include strategies to reduce road mortality of the state's turtles into road projects.

WVDNR continued to collect angler and public observations of eastern hellbenders and common mudpuppies through the citizen science project developed using ESRI Survey123. To date, more than 150 observations have been submitted and new waterways have been identified as occupied by these two at-risk aquatic salamander species. Staff continued to provide technical assistance to citizens and land managers, as well as conduct targeted surveys for amphibian and reptile species listed as species of greatest conservation need.

## ENTOMOLOGY PROGRAM

The entomology program continued to monitor pollinators and other high-priority terrestrial invertebrates, including Appalachian grizzled skippers, bog copper butterflies and Appalachian tiger beetles. In 2024, mark-recapture techniques were employed for the first time to monitor populations of these animals. Results of these studies will provide more accurate estimates of population size, which will be used to guide management activities. West Virginia possesses small, disjunct populations of the Appalachian grizzled skipper and bog copper, which makes them vulnerable to even small-scale environmental changes. Appalachian tiger beetles are more widespread in West Virginia, but their population stability is currently in question. Employing accurate population estimation techniques is necessary to monitor their status over the coming years.

Butterfly surveys were conducted at historic locations of Appalachian grizzled skippers and Olympia marble butterflies. Both species were detected at sites where they had not been seen for multiple years. Additional surveys were conducted for Olympia marble and northern metalmark butterflies in habitat near known Maryland populations, but none were detected.

Survey efforts for bumble bee species, including *Bombus terricola*, *Bombus pensylvanicus*, *Bombus bohemicus*, *Bombus flavidus appalachiensis*, *Bombus fervidus* and *Bombus citrinus* were initiated this year. Surveys began in May in the Lewis-Wetzel WMA and Twin Falls Resort State Park. Monthly surveys are being conducted at each site through October. This effort is intended to expand the list of known pollinator species in West Virginia and inform future inventory and monitoring priorities.





## AQUATIC COMMUNITY ASSESSMENT AND RESTORATION PROGRAM

During the 2023–2024 field seasons, a total of 61 fish surveys were conducted statewide to continue documenting the distribution and status of West Virginia fish species. Of the 61 fish surveys, most (n = 56) were wadeable and five were non-wadeable. Wadeable surveys consisted of backpack electrofishing surveys, seining surveys, parallel-wire fish community monitoring surveys, snorkeling and nocturnal surveys. Non-wadeable surveys were completed by gill netting, benthic trawling, or boat/raft electrofishing. Genetic samples were collected to better elucidate population genetics for various West Virginia fishes. Sampled species included spotted darter (*Nothonotus maculatus*) and sand darters (*Ammocrypta spp*).

### Rare, Threatened or Endangered Species

Staff collaborated with state and federal agencies to conduct surveys investigating two federally listed fish species: the candy darter (*Etheostoma osburni*) and the diamond darter (*Crystallaria cincotta*). Thirty-four diamond darters were observed across 12 surveys on the Elk River. Throughout the 2023-2024 field season, fin clips (n = 165) were collected to monitor the prevalence of variegate darter (*Etheostoma variatum*) hybridization within the two candy darter metapopulations (i.e., Ridge and Valley, and Appalachian plateau). Sixty-eight (61.8 percent) of the individuals from the Greenbrier River drainage (n = 110) were classified as pure candy darter. Seventeen pure candy darters from the Greenbrier system were transported to the White Sulphur Springs National Fish Hatchery (WSSNFH) to augment existing propagation broodstock. In December 2023, eight of the candy darter broodstock were removed from WSSNFH and stocked into a previously repatriated population. In May 2024, staff performed snorkeling surveys for candy darter at another repatriation site. Two juveniles were observed, suggesting this candy darter population has successfully established following their initial stocking in 2020.



## MUSSEL PROGRAM

Mussel coordination activities included reviewing and providing comments on mussel issues for more than 53 stream activity requests and contractor surveys. Several private landowner project clearance surveys were completed. Provided extensive technical expertise, research assistance, and analytical test animals for a U.S. Fish and Wildlife Service Natural Resource Damage Assessment Restoration project.

Mussel assistance was provided to private landowners, the U.S. Fish and Wildlife Service, and the West Virginia Land Trust. Long term mussel monitoring was conducted at eight sites. Staff assisted White Sulphur Springs National Fish Hatchery, Virginia Department of Wildlife Resources and Virginia Tech by collecting broodstock animals. Animals propagated by White Sulphur Springs National Fish Hatchery were placed in Sutton and Burnsville lakes with 4,860 animals going into Sutton and approximately 6,000 animals going to Burnsville.

## NATURAL HERITAGE PROGRAM

In the effort to inventory and document the state's rare plants, animals and communities, a total of 6,622 new element occurrences were added to Biotics consisting of 393 vertebrate animals, 6,055 invertebrate animals, 28 communities and 146 plants. In addition, a total of 10,093 records were improved and updated in Biotics consisting of 1,077 vertebrate animals, 6,528 invertebrate animals, 641 communities and 1,847 plants. Staff responded to 214 data requests from cooperating agencies and researchers needing element occurrence data for a variety of research projects within the state.





## BOTANY PROGRAM

The botany program continued survey and monitoring programs for federally endangered and threatened species and participated in status assessment of candidate and currently listed species. *Harperella*, a rare plant of rivers and occurring in the eastern part of the state, was monitored as part of a 22-year continuous record. Running buffalo clover was monitored as part of the delisting process for the species, and a management plan was drafted for the species on the Monongahela National Forest. Plant species that are candidates for listing under the Endangered Species Act were surveyed or assessed for listing, including Tennessee pondweed and beautiful Barbara's-buttons. Surveys resulted in significant discoveries, including identifying the largest known population of Tennessee pondweed in high-quality wilderness.

The botany program continued a cooperative agreement with the New/Gauley/Bluestone National Park Units, conducting surveys and characterizing habitat for the threatened plant *Virginia spiraea*. Work is planned for several more years with the National Park Service, including developing conservation strategies for cliff-top habitats and installing temperature monitoring sensors across diverse habitats in the New River Gorge National Park. Staff prepared for the 2025 revision of the State Wildlife Action Plan by updating the ranks of more than 400 state rare and watchlist plant species.

The staff led an update and modernization of the Natural Heritage Program's herbarium, including digitizing all herbarium records and making these accessible through an online consortium of herbaria. Staff traveled to the Biodiversity Without Boundaries conference and presented to the assembled audience of United States and Canadian Heritage Programs on the successes and accomplishments of the West Virginia Program. Staff continued to recruit, train and supervise two partner botanists working under a Good Neighbor Agreement with the Monongahela National Forest.

Staff participated in a variety of outreach activities, including serving on the planning committee and leading tours for the West Virginia Wildflower Pilgrimage and leading West Virginia Master Naturalist classes.

## NATURAL AREA PROGRAM

Three natural area nominations at Blackwater Falls State Park were designated in August 2023. Staff conducted a field review of a proposed natural area at Short Mountain WMA and worked towards an official nomination. Desktop reviews of several potential new natural areas occurred.

## ECOLOGY PROGRAM

Staff sampled 15 vegetation plots and a permanent vegetation monitoring plot at Ice Mountain Preserve was resampled for the fourth time, 20 years after it was established. Proposed boundary revisions to United States Forest Services Botanical Areas were submitted to the Monongahela National Forest based on past plot sampling and vegetation surveys. A co-authored article on riverscours communities was published. A new natural heritage ecologist began in June 2024.

## ZOOLOGY PROGRAM

### Motus Project

Nine new radio telemetry stations were installed state-wide that are part of the international Motus wildlife telemetry tracking system network. One of these installations was in partnership with Toyota at their Buffalo manufacturing plant, utilizing created pollinator habitat on their property. Motus maintenance included system upgrades from SensorGnomes to SensorStations that allow for automatic data uploads over the cellular network and SensorGnomes directly connected to Wi-Fi.

### Rare Fireflies

Rare firefly surveys conducted by staff in 2024 yielded new synchronous firefly (*Photinus carolinus*) observations on public lands and a new observation for its sister species cattail flash-train firefly (*P. consimilis*). The known flight period for the rare Appalachian blue ghost (*Phaenis reticulata*) was expanded. Davis's oddball (*Pleotomus davisii*) was confirmed for the first time with a known locality. West Virginia is now home to 33 species with several more awaiting confirmation. The community science initiative called Light Up West Virginia was relaunched with surveys taking place on state parks, forests and rail trails with observations recorded and waiting to be analyzed.

### Allegheny Woodrat

Zoology staff deployed up to 18 experimental brass radio collars without an external antenna on Allegheny woodrats at Coopers Rock State Forest. Monthly nighttime radio telemetry sessions yielded information about movements during different times of the breeding season. Cameras were also deployed at capture sites to gain additional capture-recapture information that may inform occupancy.



### West Virginia Water Shrew

Radio telemetry was conducted for the first time on three West Virginia water shrews (*Sorex palustris punctulatus*) near Spruce Knob. By studying the localized movements, biologists hope to reveal insights into home range and microhabitat use, including off stream movements observed during the study.

### Lagomorph

In coordination with the Wildlife Resources Section's Game Management Services and West Virginia University, fecal pellet transects have been designated in historic ranges of Appalachian cottontails (*Sylvilagus obscurus*) and snowshoe hares (*Lepus americanus*). Fifty-nine transects were completed in 2023 with 270 fecal samples collected. Preliminary DNA extractions confirmed species identification for Appalachian cottontails, eastern cottontails (*S. floridanus*) and snowshoe hares, sometimes occupying the same transect areas. Concurrent game camera trap sites at three locations may help yield relative population density estimates. Field surveys continue in 2024 on 55 new transects within historic ranges.





# WILDLIFE RESOURCES

## PRIVATE LANDS CONSERVATION

As identified in West Virginia's State Wildlife Action Plan, conservation efforts on private lands (approximately 90 percent of West Virginia) remains a priority of the agency. A private lands specialist oversaw conservation and management activities through coordination with other state and federal agencies. Staff provided technical assistance to state residents, agencies and other organizations on best management practices for wildlife conservation on private lands at multiple scales, from urban and suburban yards to industrial landowners. Natural Resource Conservation Service partner biologists assisted private landowners in implementation of farm bill programs targeting insect pollinators and songbirds.

### Wild Yards Program

Staff coordinated revision of the Wild Yards Manual with assistance from taxa specialists. The new manual was published on the WVDNR website and printed for distribution to members of the public. Staff collaborated with the Office of Communications to revise and produce brochures on the Wild Yards Program, butterfly gardening and West Virginia wildflowers for small gardens. Staff promoted the Wild Yards Program via social media, press interviews and tabling at events including the West Virginia Master Gardener and Master Naturalist Conferences and the West Virginia Wildflower Pilgrimage.

Staff processed 84 Wild Yards applications and conducted three workshops training a total of 43 volunteers across the state to visit and assess properties for certification.

### Invasive Species Program

Staff represented the agency at several state and national committees, working groups, and workshops, and provided technical assistance to state residents, agencies, and other organizations on invasive species identification and management. Staff partnered with the Natural Heritage Program to map invasive plants at three state park designated natural areas. In collaboration with a Natural Resources Conservation Services pollinator partner biologist, staff began a research project on the use of solarization as a method for control of Japanese stiltgrass (*Microstegium vimineum*).

### West Virginia Master Naturalist Program

Staff instructed several master naturalist classes for multiple state chapters and conducted outreach to chapters statewide. Educational and display materials were loaned to several chapters and used at more than 20 events including Earth Day celebrations, Hooked on Fishing Not on Drugs and many other presentations to local groups.





WEST VIRGINIA

**DNR**

INDEX





## A

Activity by District 47  
 Administration 2  
     Agent License Sales 7  
     Budget and Fiscal Services 9  
     Combining Statement of Revenues, Disbursements and  
       Changes in Cash Balances - Appropriated Funds 15  
     Combining Statement of Revenues, Disbursements and  
       Changes in Cash Balances - Non-appropriated Funds  
       21  
     Customer Relations 4  
     Fleet Management 3  
     Human Resources 3  
     Information and Technology Resources 3  
     Lifetime License Sales 8  
     Online License Sales 6  
     Property and Procurement 3  
     Statement of Disbursements 10  
 Agent License Sales 7  
 Allegheny Woodrat 105  
 Amphibian and Reptile Program 102  
 Annual Mast Survey 95  
 Aquatic Community Assessment and Restoration Program 103  
 Archery in the Schools 86  
 Arrests by Type and District 48  
 Audra State Park 64

## B

Babcock State Park 64  
 Beartown State Park 64  
 Beech Fork State Park 64  
 Berkeley Springs State Park 64  
 Black Bear 94  
 Blackwater Falls State Park 65  
 Blennerhassett Island Historical State Park 65  
 Bluestone State Park 65  
 Boards and Commissions on which the Director serves v  
 Boating Safety Program 44  
 Botany Program 104  
 Budget and Fiscal Services 9

## C

Cabwaylingo State Forest 66  
 Cacapon Resort State Park 66  
 Camp Creek State Park 67  
 Canaan Valley Resort State Park 67  
 Capital Improvements Program 87  
 Carnifex Ferry Battlefield State Park 67  
 Cass Scenic Railroad State Park 68  
 Cathedral State Park 68  
 Caves and Karst 102  
 Cedar Creek State Park 68  
 Channel Catfish 98  
 Chief Logan State Park 68  
 Clean Water Act 404/401 and Section 10 89  
 Collection Permits and Database Review Requests 90  
 Combining Statement of Revenues, Disbursements and Changes  
     in Cash Balances - Appropriated Funds 15  
 Combining Statement of Revenues, Disbursements and Changes  
     in Cash Balances - Non-appropriated Funds 21  
 Complaints Received and Investigated by District 49  
 Construction or Compliance Projects in progress or out to bid as  
     of June 30, 2024 (Parks) 79  
 Construction or Compliance Projects in progress or out to bid as  
     of June 30, 2024 (Wildlife) 81  
 Coopers Rock State Forest 68  
 Customer Relations 4

## D

District Offices vi  
 Droop Mountain Battlefield State Park 69

## E

Ecology Program 105  
 Elk 94  
 Elk River Trail 69  
 Entomology Program 102  
 Environmental Coordination Program 89  
 Equal Employment Opportunity Statement v

## F

Fisheries and Habitat Survey Program 99  
 Fish Hatchery Program 96  
 Fish Health Surveys 99  
 Fish Management Unit 96  
     Fisheries and Habitat Survey Program 99  
     Fish Hatchery Program 96  
     Habitat And Water Quality Enhancement Program 100  
     Interstate Fisheries Coordination Program 100  
 Fleet Management 3

## G

Game Management Unit  
     Public Lands Program 91  
     Regional, National and International Coordination  
     Program 92  
     Technical Assistance Program 92  
     Wildlife Damage and Nuisance Wildlife Program 92  
     Wildlife Population Survey and Research Program 93  
 Geographic Information Systems and Technical Support  
 Program 88  
 Greenbrier River Trail 69  
 Greenbrier State Forest 69  
 Guiding Principles v

## H

Habitat And Water Quality Enhancement Program 100  
 Hawks Nest State Park 70  
 Highways 89  
 Holly River State Park 70  
 Human Resources 3  
 Hunter Education Program 43  
 Hunters Helping the Hungry 86  
 Hybrid Striped Bass 98  
 Hydropower 89

## I

Information and Technology Resources 3  
 Information, Education and Outreach Program 85  
     Archery in the Schools 86  
     Hunters Helping the Hungry 86  
     National Hunting and Fishing Days – Summit Bechtel  
     Reserve 87  
     Outdoor Youth Challenge 87  
     The West Virginia Recruitment, Retention and  
     Reactivation (R3) Strategic Plan 86  
 Interstate Fisheries Coordination Program 100  
 Invasive Species Program 106

## K

Kanawha State Forest 70  
 Kumbrabow State Forest 70

## L

Lagomorph 105  
 Law Enforcement 40  
     Activity by District 47  
     Arrests by Type and District 48  
     Boating Safety Program 44  
     Complaints Received and Investigated by District 49  
     Hunter Education Program 43  
     Law Enforcement Activity 47  
     Law Enforcement Program 41  
     Officer Training 42  
     Prosecution Comparison 50  
     Prosecutions by Charge 51  
     Reports of Prosecutions for FY2024 56  
     The License/Privilege Revocation System 46  
     Warnings by Type and District 48  
     Whitewater Enforcement Program 45  
 Law Enforcement Activity 47  
 Law Enforcement Program 41  
 Letter from the Director iii  
 Lifetime License Sales 8  
 Little Beaver State Park 71  
 Lost River State Park 71

## M

Mission Statement v  
Mitigation Banking and In-Lieu Fee 90  
Moncove Lake State Park 71  
Motus Project 105  
Muskellunge 98  
Mussel Program 103

## N

National Hunting and Fishing Days –  
Summit Bechtel Reserve 87  
Natural Area Program 105  
Natural Heritage Program 103  
North Bend Rail Trail 71  
North Bend State Park 72

## O

Officer Training 42  
Oil and Gas 89  
Online License Sales 6  
Operations Unit 85  
    Capital Improvements Program 87  
    Environmental Coordination Program 89  
    Geographic Information Systems and Technical Support  
    Program 88  
    Information, Education and Outreach Program 85  
Organizational Chart iv  
Ornithology Program 101  
Outdoor Youth Challenge 87

## P

Panther State Forest 72  
Parks and Recreation 58  
    Audra State Park 64  
    Babcock State Park 64  
    Beartown State Park 64  
    Beech Fork State Park 64  
    Berkeley Springs State Park 64  
    Blackwater Falls State Park 65  
    Blennerhassett Island Historical State Park 65  
    Bluestone State Park 65

Cabwaylingo State Forest 66  
Cacapon Resort State Park 66  
Camp Creek State Park 67  
Canaan Valley Resort State Park 67  
Carnifex Ferry Battlefield State Park 67  
Cass Scenic Railroad State Park 68  
Cathedral State Park 68  
Cedar Creek State Park 68  
Chief Logan State Park 68  
Coopers Rock State Forest 68  
Droop Mountain Battlefield State Park 69  
Education 61  
Elk River Trail 69  
Expenditures 62  
Funding 62  
Greenbrier River Trail 69  
Greenbrier State Forest 69  
Guest Safety and Satisfaction 60  
Hawks Nest State Park 70  
Holly River State Park 70  
Individual Area and Section Activity Reports 64  
Kanawha State Forest 70  
Kumbrabow State Forest 70  
Little Beaver State Park 71  
Lost River State Park 71  
Moncove Lake State Park 71  
North Bend Rail Trail 71  
North Bend State Park 72  
Overview 59  
Panther State Forest 72  
Pinnacle Rock State Park 72  
Pipestem Resort State Park 72  
Prickett's Fort State Park 73  
Revenue Generation 61  
Seneca State Forest 73  
Stonewall Resort State Park 73  
Summersville Lake State Park 73  
Tomlinson Run State Park 73  
Tu-Endie-Wei State Park 74  
Twin Falls Resort State Park 74  
Tygart Lake State Park 74  
Valley Falls State Park 75

Watoga State Park 75  
 Watters Smith Memorial State Park 75  
 Workforce 60  
 Pinnacle Rock State Park 72  
 Pipestem Resort State Park 72  
 Planning, Engineering and Maintenance  
     Construction or Compliance Projects in progress or out to  
         bid as of June 30, 2024 (Parks) 79  
     Construction or Compliance Projects in progress or out to  
         bid as of June 30, 2024 (Wildlife) 81  
     Projects in Design or Planning as of June 30, 2024 (Parks)  
         80  
     Projects in Design or Planning as of June 30, 2024  
         (Wildlife) 82  
     Substantially Complete Projects as of June 30, 2024 (Parks)  
         78  
     Substantially Complete Projects as of June 30, 2024  
         (Wildlife) 81  
 Prickett's Fort State Park 73  
 Private Lands Conservation 106  
 Projects in Design or Planning as of June 30, 2024 (Parks) 80  
 Projects in Design or Planning as of June 30, 2024 (Wildlife) 82  
 Property and Procurement 3  
 Prosecution Comparison 50  
 Prosecutions by Charge 51  
 Public Lands Program 91

## R

Rare Fireflies 105  
 Rare, Threatened, and Endangered Species Program 101  
 Regional, National and International Coordination Program 92  
 Reports of Prosecutions for FY2024 56  
 Reservoirs 99  
 River Otters 95  
 Rivers and Streams 99

## S

Seneca State Forest 73  
 Small Impoundments 99  
 Spawning Waivers 90  
 Statement of Disbursements 10  
 State Parks, Forests and Recreation Areas vii  
 Stonewall Resort State Park 73  
 Substantially Complete Projects as of June 30, 2024 (Parks) 78  
 Substantially Complete Projects as of June 30, 2024 (Wildlife) 81  
 Summersville Lake State Park 73  
 Surveys and Monitoring 101

## T

Table of Contents 1  
 Technical Assistance Program 92  
 The License/Privilege Revocation System 46  
 Tomlinson Run State Park 73  
 Total License Sales 5  
 Tournament Coordination and Trophy Fish Citation Program  
     100  
 Trout Hatcheries 96  
 Tu-Endie-Wei State Park 74  
 Twin Falls Resort State Park 74  
 Tygart Lake State Park 74

## V

Valley Falls State Park 75  
 Vision Statement v



## W

Walleye 98  
Warmwater Hatcheries 98  
Warnings by Type and District 48  
Watoga State Park 75  
Watters Smith Memorial State Park 75  
West Virginia Master Naturalist Program 106  
West Virginia Recruitment, Retention and Reactivation (R3)  
Strategic Plan 86  
West Virginia Water Shrew 105  
White-tailed Deer 93  
Whitewater Enforcement Program 45  
Wild Boar 95  
Wildlife Damage and Nuisance Activities 93  
Wildlife Damage and Nuisance Wildlife Program 92  
Wildlife Diversity Unit 101  
Amphibian and Reptile Program 102  
Aquatic Community Assessment and Restoration Program  
103  
Botany Program 104  
Caves and Karst 102  
Ecology Program 105  
Entomology Program 102  
Mussel Program 103  
Natural Area Program 105  
Natural Heritage Program 103  
Ornithology Program 101  
Private Lands Conservation 106  
Rare, Threatened, and Endangered Species Program 101  
Zoology Program 105  
Wildlife Management Areas viii  
Wildlife Population Survey and Research Program 93  
Wildlife Population Surveys and Research 93  
Wildlife Resources 84  
Fish Management Unit 96  
Game Management Unit 91  
Operations Unit 85  
Wildlife Diversity Unit 101  
Wild Turkey 94  
Wild Yards Program 106  
Wind Power and Solar Energy 90

## Z

Zoology Program 105



WEST VIRGINIA

**DNR**

324 4th Avenue  
South Charleston, WV 25303

**WVdnr.gov** | **304-558-6200** |   