

DRAFT



**Cecil H. Underwood**  
*Governor*

**Robert A. Reintsema**  
*Commissioner*  
*Bureau of Commerce*

**John B. Rader**  
*Director*  
*Division of Natural Resources*

**Annual  
Report**  
**1999-2000**



**West Virginia Division  
of Natural Resources**

**Cover printed on  
recycled paper.**



**Governor**

Cecil H. Underwood

**Commerce Bureau Commissioner**

Robert A. Rentsema

**Director**

John B. Rader

**Deputy Director**

Tony Pollino

**Administration**

Harry F. Price, Executive Secretary

**Environmental Resources**

Emily J. Fleming, Chief

**Law Enforcement**

James D. Fields, Chief

**Parks and Recreation**

Cordie O. Hudkins, Jr., Chief

**Public Information**

Ray Murphy, Public Information Officer

**Real Estate Management**

James H. Jones, Chief

**Wildlife Resources**

Bernard F. Dowler, Chief

**Natural Resources Commissioners**

Jeffrey S. Bowers, Sugar Grove

Charles P. Capito, Warren

Thomas O. Dorson, White Sulphur Springs

David M. Milne, Princeton Mills

Carl E. Garner, Richmond

Thomas R. Homan, Charleston

Charles R. Hooten, Charleston

It is the policy of the Division of Natural Resources to provide its facilities, services, programs and employment opportunities to all persons without regard to sex, race, age, religion, national origin or ancestry, disability, or other protected group status.



**DIVISION OF NATURAL RESOURCES**

Capitol Complex, Building 3, Room 669  
1900 Kanawha Boulevard, East  
Charleston WV 25305-0660  
Telephone (304) 558-2754  
Fax (304) 558-2768  
TDD (304) 558-1439  
TDD 1-800-354-6087

**Cecil H. Underwood**  
Governor

**John B. Rader**  
Director

December 1, 2000

The Honorable Cecil H. Underwood  
Governor of West Virginia  
State Capitol  
Charleston, West Virginia 25305

Dear Governor Underwood:

Transmitted herewith is the annual report for the West Virginia Division of Natural Resources for fiscal year July 1, 1999, through June 30, 2000.

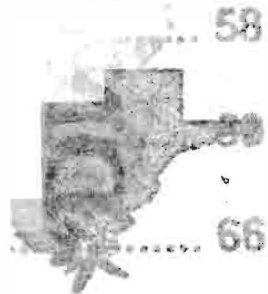
This report contains a summary of the activities and projects undertaken by the Division in the fulfillment of its legal responsibilities of managing the state's renewable natural resources.

A detailed accounting of receipts and expenditures as prescribed by Chapter 20, Code of West Virginia, is also respectfully submitted.

Sincerely,

A handwritten signature in black ink, appearing to read "J. B. Rader", is written over a faint, stylized outline of the state of West Virginia.

John B. Rader  
Director



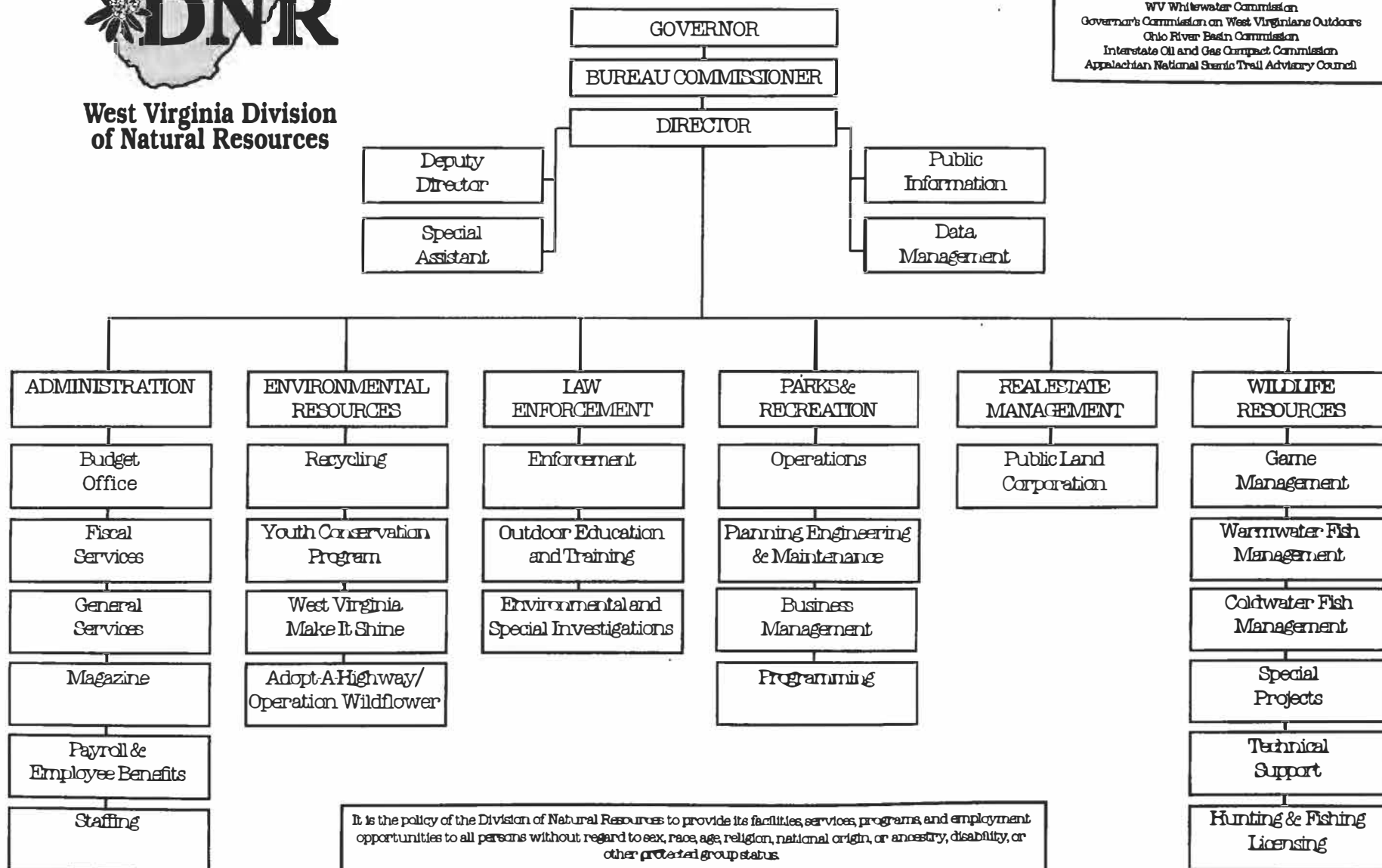
58  
66  
88



# West Virginia Division of Natural Resources

**BOARDS AND COMMISSIONS  
ON WHICH THE DIRECTOR SERVES**

WV Natural Resources Commission  
 WV Public Land Corporation  
 WV Water Development Authority Board  
 State Soil Conservation Committee  
 WV Whitewater Commission  
 Governor's Commission on West Virginians Outdoors  
 Ohio River Basin Commission  
 Interstate Oil and Gas Compact Commission  
 Appalachian National Scenic Trail Advisory Council



It is the policy of the Division of Natural Resources to provide its facilities, services, programs, and employment opportunities to all persons without regard to sex, race, age, religion, national origin, or ancestry, disability, or other protected group status.

October 1999

# **Annual Report**

## **1999 - 2000**



**West Virginia Division  
of Natural Resources**

### ***Contents***

<b>Administration .....</b>	<b>1</b>
<b>Environmental Resources .....</b>	<b>26</b>
<b>Law Enforcement.....</b>	<b>35</b>
<b>Parks and Recreation.....</b>	<b>43</b>
<b>Public Information .....</b>	<b>58</b>
<b>Real Estate Management .....</b>	<b>59</b>
<b>Wildlife Resources .....</b>	<b>66</b>
<b>Index .....</b>	<b>88</b>

# ADMINISTRATION SECTION

*HARRY F. PRICE, EXECUTIVE SECRETARY*

Operating under the direction of the executive secretary, the administrative offices provide services to all sections and offices of the Division of Natural Resources in the areas of budgeting, accounting, investments, staffing, payroll, employee benefits, procurement/property management and control, general services, and publishing *Wonderful West Virginia* magazine.

These offices are responsible for developing and maintaining sound fiscal and personnel policies,

coordinating purchasing procedures, maintaining active inventory and records management programs, publishing of the state's premier magazine, and developing administrative procedures required for the orderly correlation of divisional activities and the overall operation of the division. The services are provided by employees working in six major branches: staffing, payroll and employee benefits, general services, fiscal services, budget, and *Wonderful West Virginia* magazine.

## STAFFING

The Staffing branch acts as liaison between sections of the division and the West Virginia Division of Personnel in order to secure qualified applicants and to ensure fair and equitable treatment for employees. This office also maintains personnel files and leave records for all employees of the Division of Natural Resources.

On June 30, 2000, the Division of Natural Resources had 820 permanent and 1,080 hourly employees

employed on regular programs and an additional 15 work-training enrollees. The year-round work force for DNR is approximately 1,519 permanent and temporary employees with fluctuations due to seasonal programs and activities.

Work force characteristics as of June 30, 2000, are listed on the chart below.

Section	Permanent Employees	Average Age	Average Years of Education	State Service	Average Mo. Salary
Administration	45	43	13	11 yrs 6 mos	\$2,266
Environmental Res	17	43	14	10 yrs 5 mos	\$2,084
Executive	5	54	14	16 yrs 8 mos	\$3,921
Law Enforcement	128	44	14	15 yrs 6 mos	\$2,596
Parks	426	44	13	12 yrs 6 mos	\$1,698
Real Estate Mgt	9	46	14	17 yrs 3 mos	\$2,654
Wildlife Resources	190	45	15	15 yrs 6 mos	\$2,587
<b>Division</b>	<b>830</b>	<b>44</b>	<b>13</b>	<b>13 yrs 6 mos</b>	<b>\$2,108</b>

Eighty-nine (89) vacancy announcements were posted and distributed throughout the agency for employee bulletin boards and mailed to other state

agencies. Seventy-four (74) job vacancies were filled by transfer/promotion of current state employees or new hires.

## **PAYROLL AND EMPLOYEE BENEFITS**

The Payroll and Employee Benefits branch electronically processes and approves data concerning payrolls and administers employee benefit programs and other related items for the Division of Natural Resources and the Division of Forestry through the statewide Employee Payroll Information Control System (EPICS), acting as liaison between those agencies and the Auditor's Office. The benefit

programs include unemployment, workers' compensation, retirement, and insurance. Other responsibilities include WVFIMS processing for DNR payrolls, fund transfers pertaining to payrolls, retirement, insurance programs, and maintaining personnel, activity and payroll related information on all parks seasonal and temporary hourly employees.

## **WONDERFUL WEST VIRGINIA MAGAZINE**

*Wonderful West Virginia* is the official publication of the West Virginia Division of Natural Resources. Published monthly, there are about 51,700 copies printed of each monthly issue. It is the state's premier publication.

In FY 2000 the average number of copies mailed each month to paid individual subscribers was 44,741. In addition, some 3,995 copies were distributed each month to paid bulk subscribers such as government agencies, chambers of commerce, motels, real estate firms, etc., and to newsstand distributors and state park newsstands. The average monthly mailing and printing

costs per issue were \$46,397. U. S. subscription rates in fiscal year 2000 were \$15 for one year, \$28 for two years, and \$40 for three years. The foreign subscription rate was \$24 for one year.

During the course of this fiscal year the magazine continued its effort to provide subscribers with a product that they desire. DNR again published four issues that were 40 pages in length, an additional eight pages over the regular 32-page issue. A thirteenth issue was also printed. All of this was accomplished at no additional cost to subscribers.

## **GENERAL SERVICES**

The General Services branch includes management of a statewide two-way radio communications network, centralized purchasing and inventory control, and coordination of central mail and messenger operations. Management of district level administrative activities

is also a function of this branch. Property and Procurement handles all purchasing transactions, inventory control, and records management programs, and property and liability insurance for the division.

## **FISCAL SERVICES**

Centralized accounting and auditing services are the primary functions of this operational unit. The fiscal services office is responsible for preparing financial statements for the division. Various analytical, budgetary and management reports are originated and distributed. Receipting, investing and billing are

the major daily functions of this fiscal office. Auditing and payment processing of all division obligations occur in these offices. The unit is the liaison with the Travel Management Office for travel approval and seeks reimbursement from the Auditor's Office for employees.

## **BUDGET OFFICE**

The Budget Office prepares the division's appropriation requests, expenditure schedules and amendments and monitors all budgeting processes for compliance with generally accepted accounting and auditing practices. The office manages the division's budgeting system consisting of the state budget and federal cost accounting, reporting, and automated

clearing house payment systems. It establishes and ensures adherence to budgetary policies and standards and serves as a liaison for negotiation and preparation of the division's indirect cost allocation plan. The office prepares, coordinates and processes legislative fiscal notes that affect rules and regulations relating to the division.

The following report is limited to a presentation of the fiscal operations of the West Virginia Division of Natural Resources for the year ending June 30, 2000.

Itemization of summarized financial data contained in this report are public record and on file.

**COMBINING STATEMENT OF REVENUES, DISBURSEMENTS  
AND CHANGES IN CASH BALANCES  
FISCAL YEAR 1999-2000**

**GENERAL FUND (0265)**

Appropriated Fund - No Cash Balance

Disbursements

Personal Service	(8,540,525.95)
Employee Benefits	(3,533,287.69)
Current Expense	(911,651.74)
Repairs and Alterations	(21,211.24)
Equipment	(323,592.65)
Grants and Awards	(100,000.00)
Buildings	(2,085.20)
PEIA Reserve Transfer	<u>(78,607.85)</u>

Total Disbursements

(13,510,962.32)

**CONSOLIDATED FEDERAL FUND (8707)**

Cash Balance July 1, 1999

228,060.91

Investment Balance July 1, 1999

4,227,268.84

Beginning Fund Balance

4,455,329.75

Receipts

Law Enforcement

Boating Safety	179,801.00
Boating Under the Influence (BUI)	703.77
Hunter Safety	<u>269,204.00</u>

449,708.77

Wildlife Resources

Acid Water Studies	89,182.27
Biometrics	147,897.82
Boating Access Administration	248,693.20
District Wildlife Management	1,227,203.85
Endangered Species	7,000.00
EPA E-Map	180,000.00
Fish & Wildlife Coordination	249,852.17
Interagency Coordination	298,906.05
Investment Earnings	195,609.38
Miscellaneous	49.00
Ohio River Management	54,953.20
Planning Studies	7,270.00
Public Boating Access	24,478.80
Reservoir Investigations	74,867.87
Statewide Fisheries Development	154,484.57
Stream & Lake Surveys	149,485.86
Surplus Property Sale	47,208.70
Trout Hatchery Operations	1,053,522.79
Wildlife Research	<u>505,116.87</u>

4,715,782.40

Plus Total Receipts

5,165,491.17



Disbursements		
Personal Services	(2,547,056.54)	
Employee Benefits	(830,136.27)	
Current Expense	(1,430,647.91)	
Repairs and Alterations	(118,418.84)	
Equipment	<u>(203,472.79)</u>	
Less Total Disbursements		<u>5,129,732.35</u>
Ending Fund Balance		4,491,088.57
Less - Investment Balance June 30, 2000		<u>(3,686,819.67)</u>
Cash Balance June 30, 2000		<u>804,268.90</u>

### Appropriated Funds

#### SPECIAL REVENUE LICENSE FUND (3200)

Cash Balance July 1, 1999		1,058,419.78
Investment Balance July 1, 1999		<u>7,144,009.54</u>
Beginning Fund Balance		8,202,429.32
Receipts		
Animal Replacement Costs	35,692.92	
Boating Under the Influence (BUI)	19,579.55	
Calendar Year 96 Endowment Fund Interest	711,449.66	
Hunting & Fishing Licenses and Stamps	14,314,559.22	
Investment Earnings	518,915.57	
Miscellaneous Permits and License	<u>8,013.00</u>	
Total Receipts		15,608,209.92
Disbursements		
Personal Services	(6,660,240.51)	
Employee Benefits	(2,273,949.48)	
Current Expense	(1,820,659.04)	
Repairs and Alterations	(133,212.04)	
Equipment	(968,615.08)	
Payment of Claims	(2,418.75)	
Bank Costs	(2,895.38)	
1993 Capital Improvement	(4,207.15)	
1997 Capital Improvement	(165,387.93)	
1998 Capital Improvement	(72,692.70)	
1999 Capital Improvement	(346,689.13)	
2000 Capital Improvement	(315,493.09)	
Less Total Disbursements		<u>(12,766,460.28)</u>
Ending Fund Balance		11,044,178.96
Less - Investment Balance June 30, 2000		<u>(10,555,081.60)</u>
Cash Balance June 30, 2000		<u>489,097.36</u>

**GAME, FISH AND AQUATIC LIFE FUND (3202)**

Cash Balance July 1, 1999		12,515.30
Investment Balance July 1, 1999		19,879.46
Beginning Fund Balance		32,394.76
Receipts		
Fish Kill Reimbursement	13,563.39	
Investment Earnings	<u>2,351.69</u>	
Plus Total Receipts		15,915.08
Disbursements		
Current Expense	<u>(14,400.00)</u>	
Less Total Disbursements		<u>(14,400.00)</u>
Ending Fund Balance		33,909.84
Less - Investment Balance June 30, 2000		<u>(28,306.15)</u>
Cash Balance June 30, 2000		<u><u>5,603.69</u></u>

**NONGAME FUND (3203)**

Cash Balance July 1, 1999		40,958.85
Investment Balance July 1, 1999		<u>318,791.24</u>
Beginning Fund Balance		359,750.09
Receipts		
Gift Shop Sales	3,579.23	
Investment Earnings	24,844.56	
Miscellaneous Collections	24,404.94	
Sale of Booklets	4,123.60	
Sale of Wildlife Calendars	80,125.04	
Sale of Wildlife License Plates	<u>334,490.00</u>	
Plus Total Receipts		471,567.37
Disbursements		
Personal Services	(94,724.07)	
Employee Benefits	(30,406.48)	
Current Expense	(12,940.44)	
Bank Costs	<u>(162.14)</u>	
Less Total Disbursements		<u>(138,233.13)</u>
Ending Fund Balance		693,084.33
Less - Investment Balance June 30, 2000		<u>(609,275.80)</u>
Cash Balance June 30, 2000		<u><u>83,808.53</u></u>

157,480.17  
 100,180.85  
 80,125.04  
 4,123.60  
 334,490.00  
 Plus Total Re

**USE & DEVELOPMENT FUND - PUBLIC LAND CORPORATION (3205)**

Cash Balance July 1, 1999		85,839.39
Receipts		
Channel Changes	1,300.00	
Coal Annual Fees	6,841.40	
Coal Royalties	2,866.62	
Docking Facilities	9,101.00	
Gas & Oil Leases	10,624.92	
Low Water Fords	1,700.00	
Low Water Level Bridges	47,700.00	
Miscellaneous Collections	4,575.00	
Pipeline Permits	124,147.00	
Right of Way	136.00	
Sand & Gravel Royalties	59,726.54	
Sand/Gravel ATE Management	9,000.00	
Stream Restoration	1,700.00	
Structures	21,603.96	
Subterranean Cable Permit Renewal	46,475.00	
Water Intake Supply System	<u>3,925.00</u>	
Plus Total Receipts		351,422.44
Disbursements		
Personal Services	(223,850.00)	
Employee Benefits	(75,116.27)	
Current Expense	(39,289.33)	
Repairs and Alterations	(1,118.01)	
Equipment	(5,197.44)	
PEIA Reserve Transfer	<u>(2,217.24)</u>	
Less Total Disbursements		<u>(346,788.29)</u>
Cash Balance June 30, 2000		<u><u>90,473.54</u></u>

**WHITEWATER STUDY AND IMPROVEMENT FUND (3253)**

Cash Balance July 1, 1999		5,386.66
Investment Balance July 1, 1999		<u>77,729.48</u>
Beginning Fund Balance		83,116.14
Receipts		
Investment Earnings	6,627.42	
Study and Improvement Fees	<u>117,510.00</u>	
Plus Total Receipts		124,137.42
Disbursements		
Personal Services	(45,058.93)	
Employee Benefits	(15,200.23)	
Current Expense	(43,085.22)	
Equipment	(1,016.98)	
PEIA Reserve Transfer	<u>(449.86)</u>	
Less Total Disbursements		<u>(104,811.22)</u>
Ending Fund Balance		102,442.34
Less - Investment Balance June 30, 2000		<u>(28,586.90)</u>
Cash Balance June 30, 2000		<u><u>73,855.44</u></u>

**RECYCLING ASSISTANCE FUND (3254)**

Cash Balance July 1, 1999		797,608.46
Receipts		
Tipping Fees	<u>1,602,167.94</u>	
Plus Total Receipts		1,602,167.94
Disbursements		
Personal Services	(126,682.45)	
Employee Benefits	(34,187.75)	
Current Expense	(121,410.28)	
Equipment	(2,400.04)	
Grants and Awards	(1,258,169.86)	
PEIA Reserve Transfer	<u>(1,212.48)</u>	
Less Total Disbursements		<u>(1,544,062.86)</u>
Cash Balance June 30, 2000		<u>855,713.54</u>

**PARKS LOTTERY NET PROFITS (3267)**

Cash Balance July 1, 1999		729,243.24
Receipts		
Lottery Transfers	<u>6,814,513.00</u>	
Plus Total Receipts		6,814,513.00
Disbursements		
Personal Services	(1,077,530.03)	
Employee Benefits	(463,900.50)	
Current Expense	(139,744.07)	
Repairs and Alterations	(7,549.28)	
Equipment	(3,187.93)	
Buildings	(1,625,866.57)	
PEIA Reserve Transfer	(10,053.24)	
1994 Capital Improvement	(134,274.64)	
1995 Capital Improvement	(10,000.00)	
1996 Capital Improvement	2,700.00	
Land Purchase	<u>(200,000.00)</u>	
Less Total Disbursements		<u>(3,669,406.26)</u>
Cash Balance June 30, 2000		<u>3,874,349.98</u>

**Non-Appropriated Funds****MARCH '97 FLOOD DAMAGE FUND (3201)**

Cash Balance July 1, 1999		79,885.00
Receipts		
Transfers In	<u>560,000.00</u>	
Plus Total Receipts		560,000.00
Disbursements		
Current Expense	(8,044.01)	
Repairs and Alterations	(61,136.95)	
Equipment	(10,704.04)	
Land Purchases	<u>(560,000.00)</u>	
Less Total Disbursements		<u>(639,885.00)</u>
Cash Balance June 30, 2000		<u>0.00</u>

**LAW ENFORCEMENT PROGRAM FUND (3204)**

Cash Balance July 1, 1999		23,924.15
Investment Balance July 1, 1999		<u>1,250,655.73</u>
Beginning Fund Balance		1,274,579.88
Receipts		
Boating Under the Influence (BUI)	5,546.45	
Cheat Lake Contract	199,500.00	
Drug Forfeiture	1,264.00	
Gifts & Bequests	7,000.00	
Hunter Safety Card Replacement	18,435.00	
Investment Earnings	61,224.70	
Lifetime Pistol Licenses	3,300.00	
Miscellaneous Permits	3,946.50	
Motorboat Licenses	116,609.26	
Pistol Licenses/Law Enf. & Sports Ed. Stamp	265,332.00	
Statutory Transfer - Patrol Boats	250,000.00	
Tipping Fees	400,541.98	
Whitewater Rafting Licenses	<u>48,813.00</u>	
Plus Total Receipts		1,381,512.89
Disbursements		
Personal Services	(612,126.10)	
Employee Benefits	(214,349.98)	
Current Expense	(214,640.82)	
Repairs and Alterations	(116,072.05)	
Equipment	(311,315.29)	
Less Total Disbursements		<u>(1,468,504.24)</u>
Ending Fund Balance		1,187,588.53
Less - Investment Balance June 30, 2000		<u>(1,130,082.43)</u>
Cash Balance June 30, 2000		<u><u>57,506.10</u></u>

**LAW ENFORCEMENT CONTRACTS (3208)**

Cash Balance July 1, 1999		1,550.00
Receipts		
Animal Replacement Costs	240.00	
Contracts	<u>16,487.50</u>	
Plus Total Receipts		16,727.50
Disbursements		
Personal Services	(14,430.00)	
Personal Services	<u>(1,522.99)</u>	
Less Total Disbursements		<u>(15,952.99)</u>
Cash Balance June 30, 2000		<u><u>2,324.51</u></u>

**UPPER PAINT CREEK WATERSHED (GOV CIVIL CONT. FUND) (3209)**

Cash Balance July 1, 1999		0.00
Receipts		
Statutory Transfer	<u>25,000.00</u>	
Plus Total Receipts		25,000.00
Disbursements		
Personal Services	(12,558.00)	
Employee Benefits	(960.66)	
Current Expense	(860.45)	
Less Total Disbursements		<u>(14,379.11)</u>
Cash Balance June 30, 2000		<u><u>10,620.89</u></u>

**KUMBRABOW STATE FOREST - GOV CIVIL CONT. FUND (3221)**

Cash Balance July 1, 1999		0.00
Receipts		
Statutory Transfer	<u>39,000.00</u>	
Plus Total Receipts		39,000.00
Disbursements		
Current Expense	<u>0.00</u>	
Less Total Disbursements		<u>0.00</u>
Cash Balance June 30, 2000		<u><u>39,000.00</u></u>

**FLOOD DISASTER - FEBRUARY 2000 (3223)**

Cash Balance July 1, 1999		0.00
Receipts		
Transfers In	<u>81,073.02</u>	
Plus Total Receipts		81,073.02
Disbursements		
Current Expense	<u>0.00</u>	
Less Total Disbursements		<u>0.00</u>
Cash Balance June 30, 2000		<u><u>81,073.02</u></u>

**WILDLIFE ENDOWMENT FUND (3224)**

Cash Balance July 1, 1999		3,650.00
Investment Balance July 1, 1999		<u>20,358,227.27</u>
Beginning Fund Balance		20,361,877.27
Receipts		
Gifts & Bequests	5,095.75	
Investment Earnings	1,157,518.12	
Lifetime Hunting & Fishing License	322,928.08	
Mitigation - Wildlife	<u>43,949.82</u>	
Plus Total Receipts		1,529,491.77
Disbursements		
Fund Transfer	<u>(1,011,449.66)</u>	
Less Total Disbursements		<u>(1,011,449.66)</u>
Ending Fund Balance		20,879,919.38
Less - Investment Balance June 30, 2000		<u>(20,876,344.38)</u>
Cash Balance June 30, 2000		<u><u>3,575.00</u></u>

**BLACKWATER FALLS ST PK LAND PURCHASE - GOV CONT FD (3225)**

Cash Balance July 1, 1999		0.00
Receipts		
Statutory Transfer	<u>1,000,000.00</u>	
Plus Total Receipts		1,000,000.00
Disbursements		
Land Purchase	<u>(1,000,000.00)</u>	
Less Total Disbursements		<u>(1,000,000.00)</u>
Cash Balance June 30, 2000		<u><u>0.00</u></u>

**WILDLIFE RESOURCES-RECREATION FUND (3227)**

Cash Balance July 1, 1999		43.53
Investment Balance July 1, 1999		<u>703,091.73</u>
Beginning Fund Balance		703,135.26
Receipts		
Cabin Rentals	4,998.54	
Calendars	2,701.00	
Campsite Rentals	21,242.45	
Coal Royalties	800,022.60	
Dam Control Permits	2,208.80	
Elkern Project	50,000.00	
Entrance Fees	44,690.60	
Gas Royalties	172,090.71	
Gift Shop Sales	14,187.45	
Gifts & Bequests	69,038.14	
Information Retrieval	3,880.80	
Investment Earnings	71,877.85	
Leases	10,845.00	
Miscellaneous Collections	2,213.54	
Mitigation Wildlife	299,647.11	
Real Estate License Fees	16,375.50	
Residence Rentals	1,865.37	
Timber Sales	<u>39,083.85</u>	
Plus Total Receipts		1,626,969.31
Disbursements		
Personal Services	(264,075.00)	
Employee Benefits	(93,439.24)	
Current Expense	(199,385.46)	
Repairs and Alterations	(53,355.76)	
Equipment	(8,594.76)	
Land Purchases	<u>(258,887.00)</u>	
Less Total Disbursements		<u>(877,737.22)</u>
Ending Fund Balance		1,452,367.35
Less - Investment Balance June 30, 2000		<u>(1,436,133.19)</u>
Cash Balance June 30, 2000		<u><u>16,234.16</u></u>

**BEAR DAMAGE FUND (3228)**

Cash Balance July 1, 1999		10.55
Investment Balance July 1, 1999		<u>137,624.88</u>
Beginning Fund Balance		137,635.43
Receipts		
Bear Damage Stamps	51,833.00	
Investment Earnings	<u>7,564.07</u>	
Plus Total Receipts		59,397.07
Disbursements		
Payment of Claims	<u>(39,698.62)</u>	
Less Total Disbursements		<u>(39,698.62)</u>
Ending Fund Balance		157,333.88
Less - Investment Balance June 30, 2000		<u>(157,332.95)</u>
Cash Balance June 30, 2000		<u><u>0.93</u></u>

**WILDLIFE RESOURCES CONTRACTS FUND (3229)**

Cash Balance July 1, 1999		398.77
Investment Balance July 1, 1999		<u>596,682.62</u>
Beginning Fund Balance		597,081.39
Receipts		
Acid Impacted Streams	39,785.71	
Cooperative Agreements	30,675.00	
Gifts & Bequests	32,100.00	
Information Retrieval	28,960.00	
Investment Earnings	31,759.98	
Land Inquiries	18,450.00	
Sale of Booklets	571.48	
USFS - Challenge Grants	<u>4,500.00</u>	
Plus Total Receipts		186,802.17
Disbursements		
Personal Services	(138,346.75)	
Employee Benefits	(25,004.54)	
Current Expense	(27,407.43)	
Repairs and Alterations	<u>(5,229.65)</u>	
Less Total Disbursements		<u>(195,988.37)</u>
Ending Fund Balance		587,895.19
Less - Investment Balance June 30, 2000		<u>(587,892.60)</u>
Cash Balance June 30, 2000		<u><u>2.59</u></u>



**MIGRATORY WATERFOWL STAMP FUND (3231)**

Cash Balance July 1, 1999		4.00
Investment Balance July 1, 1999		<u>160,262.30</u>
Beginning Fund Balance		160,266.30
Receipts		
Investment Earnings	9,095.96	
Migratory Waterfowl Stamps	<u>8,482.00</u>	
Plus Total Receipts		17,577.96
Disbursements		
Current Expense	<u>0.00</u>	
Less Total Disbursements		<u>0.00</u>
Ending Fund Balance		177,844.26
Less - Investment Balance June 30, 2000		<u>(177,843.26)</u>
Cash Balance June 30, 2000		<u><u>1.00</u></u>

**CONSERVATION STAMP FUND (3232)**

Cash Balance July 1, 1999		219.96
Investment Balance July 1, 1999		<u>1,888,748.67</u>
Beginning Fund Balance		1,888,968.63
Receipts		
Conservation Stamp Sales	757,780.00	
Investment Earnings	<u>65,721.71</u>	
Plus Total Receipts		823,501.71
Disbursements		
Personal Services	(125,431.65)	
Employee Benefits	(22,584.43)	
Current Expense	(113,276.00)	
Repairs and Alterations	(1,160.51)	
Land Purchases	<u>(1,351,912.00)</u>	
Less Total Disbursements		(1,614,364.59)
Ending Fund Balance		1,098,105.75
Less - Investment Balance June 30, 2000		<u>(838,705.38)</u>
Cash Balance June 30, 2000		<u><u>259,400.37</u></u>

**TROUT STAMP FUND (3233)**

Cash Balance July 1, 1999		9.62
Investment Balance July 1, 1999		<u>1,085,015.22</u>
Beginning Fund Balance		1,085,024.84
Receipts		
Investment Earnings	40,321.62	
Miscellaneous Collections	4,618.02	
Statutory Transfer	50,000.00	
Trout Stamp Sales	<u>728,566.00</u>	
Plus Total Receipts		823,505.64
Disbursements		
Personal Services	(822,485.66)	
Employee Benefits	(314,616.50)	
Current Expense	(7,499.88)	
Repairs and Alterations	599.67	
Equipment	<u>523.00</u>	
Less Total Disbursements		<u>(1,143,479.37)</u>
Ending Fund Balance		765,051.11
Less - Investment Balance June 30, 2000		<u>(765,046.84)</u>
Cash Balance June 30, 2000		<u><u>4.27</u></u>

**GIFTS, GRANTS & BEQUESTS (3237)**

Cash Balance July 1, 1999		32,760.71
Receipts		
Gifts & Bequests	88.50	
Sale of Prints	<u>15.85</u>	
Plus Total Receipts		104.35
Disbursements		
Current Expense	(850.00)	
Equipment	<u>(5,128.00)</u>	
Less Total Disbursements		<u>(5,978.00)</u>
Cash Balance June 30, 2000		<u><u>26,887.06</u></u>

**YOUNG ADULT CONSERVATION CORPS (GSYP) (3238)**

Cash Balance July 1, 1999		455.25
Receipts		
Transfers In	<u>61,661.00</u>	
Plus Total Receipts		61,661.00
Disbursements		
Current Expense	<u>0.00</u>	
Less Total Disbursements		<u>0.00</u>
Cash Balance June 30, 2000		<u><u>62,116.25</u></u>

**LAND MINERALS AND SPECIAL PROJECTS (3239)**

Cash Balance July 1, 1999		78,140.72
Receipts		
Land Leases	4,834.00	
Miscellaneous Collections	47,412.50	
Real Estate Taxes	15,461.72	
Rental Fees	1,750.00	
Right-of-Way	11,155.50	
Royalties	<u>200,000.00</u>	
Plus Total Receipts		280,613.72
Disbursements		
Current Expense	(40,631.44)	
Payment of Taxes - Property	(4,558.22)	
Land Purchases	<u>(11,260.51)</u>	
Less Total Disbursements		<u>(56,450.17)</u>
Cash Balance June 30, 2000		<u><u>302,304.27</u></u>

**LITTER CONTROL FUND (3240)**

Cash Balance July 1, 1999		40,227.92
Receipts		
Litter Control Fees	14,160.56	
Recycling Income	630.14	
Special Events	<u>4,050.00</u>	
Plus Total Receipts		18,840.70
Disbursements		
Current Expense	<u>(2,516.84)</u>	
Less Total Disbursements		<u>(2,516.84)</u>
Cash Balance June 30, 2000		<u><u>56,551.78</u></u>

**LITTER CONTROL-MATCHING GRANTS (3241)**

Cash Balance July 1, 1999		15,739.45
Receipts		
Litter Control Fees	<u>13,408.56</u>	
Plus Total Receipts		13,408.56
Disbursements		
Grants and Awards	<u>(12,314.00)</u>	
Less Total Disbursements		<u>(12,314.00)</u>
Cash Balance June 30, 2000		<u><u>16,834.01</u></u>

**HIGHWAY LITTER CONTROL PROGRAM (3244)**

Cash Balance July 1, 1999		181,815.64
Receipts		
Miscellaneous Collections	84.00	
Special Events	4,412.90	
Transfers In-DOH	<u>500,000.00</u>	
Plus Total Receipts		504,496.90
Disbursements		
Personal Services	(236,915.79)	
Employee Benefits	(76,920.91)	
Current Expense	(166,286.43)	
Repairs and Alterations	(910.83)	
Equipment	(4,894.55)	
PEIA Reserve Transfer	<u>(2,563.08)</u>	
Less Total Disbursements		<u>(488,491.59)</u>
Cash Balance June 30, 2000		<u><u>197,820.95</u></u>

**MAGAZINE SALES & SUBSCRIPTIONS (3248)**

Cash Balance July 1, 1999		1,457.45
Investment Balance July 1, 1999		<u>77,302.49</u>
Beginning Fund Balance		78,759.94
Receipts		
General Store Revenue	280.52	
Gifts and Bequests	2,387.50	
Investment Earnings	8,006.66	
Magazine Sponsorship	105,000.00	
Magazine Bookshelf Sales	10,128.71	
Magazine Heritage Partnership	2,500.00	
Magazine Sales	43,714.99	
Magazine Subscriptions	<u>815,428.77</u>	
Plus Total Receipts		987,447.15
Disbursements		
Personal Services	(59,330.52)	
Employee Benefits	(23,821.62)	
Current Expense	(793,179.81)	
Repairs and Alterations	(343.45)	
Equipment	(5,057.40)	
Bank Costs	(1,648.43)	
PEIA Reserve Transfer	<u>(541.32)</u>	
Less Total Disbursements		<u>(883,922.55)</u>
Ending Fund Balance		<u>182,284.54</u>
Less - Investment Balance June 30, 2000		<u>(180,949.15)</u>
Cash Balance June 30, 2000		<u><u>1,335.39</u></u>

**CLEARING ACCOUNT-EQUIPMENT (3251)**

Cash Balance July 1, 1999		61,837.23
Receipts		
Rental Leases	<u>46,894.20</u>	
Plus Total Receipts		46,894.20
Disbursements		
Personal Services	(55,914.00)	
Employee Benefits	(25,440.15)	
Current Expense	(5,639.10)	
Equipment	(91.08)	
PEIA Reserve Transfer	<u>(350.16)</u>	
Less Total Disbursements		<u>(87,434.49)</u>
Cash Balance June 30, 2000		<u><u>21,296.94</u></u>

**MAY '96 FLOOD DAMAGE FUND (3257)**

Cash Balance July 1, 1999		55,749.20
Receipts		
Transfers In	<u>0.00</u>	
Plus Total Receipts		0.00
Disbursements		
Personal Services	(41,824.65)	
Current Expense	(593.94)	
Repairs and Alterations	(9,746.55)	
Equipment	<u>(3,584.06)</u>	
Less Total Disbursements		<u>(55,749.20)</u>
Cash Balance June 30, 2000		<u><u>0.00</u></u>

**PARKS IMPROVEMENT TO FACILITIES (3260)**

Cash Balance July 1, 1999		228,696.99
Receipts		
Reimbursement LWCF- Prior Year	<u>0.00</u>	
Plus Total Receipts		0.00
Disbursements		
Capital Improvement	<u>0.00</u>	
Less Total Disbursements		<u>0.00</u>
Cash Balance June 30, 2000		<u><u>228,696.99</u></u>

**WATTERS SMITH MEMORIAL STATE PARK (3261)**

Cash Balance July 1, 1999		0.00
Investment Balance July 1, 1999		<u>68,043.95</u>
Beginning Fund Balance		68,043.95
Receipts		
Investment Earnings	2,958.12	
Plus Total Receipts		2,958.12
Disbursements		
Current Expense	<u>0.00</u>	
Less Total Disbursements		<u>0.00</u>
Ending Fund Balance		71,002.07
Less - Investment Balance June 30, 2000		<u>(71,002.07)</u>
Cash Balance June 30, 2000		<u><u>0.00</u></u>

**PARKS SPECIAL WORKS (GSYP) (3263)**

Cash Balance July 1, 1999		3,604.16
Receipts		
Transfer In	<u>74,678.95</u>	
Plus Total Receipts		74,678.95
Disbursements		
Current Expense	<u>0.00</u>	
Less Total Disbursements		<u>0.00</u>
Cash Balance June 30, 2000		<u><u>78,283.11</u></u>

**STATE PARK OPERATING FUND (3265)**

Cash Balance July 1, 1999		3,331,904.99
Receipts		
Arts and Crafts	24,142.97	
Bait Sales	63,691.14	
Bath / Massages	416,889.70	
Bicycle Rental	2,469.73	
Boat Dock Rental	183,713.99	
Boat Rental	75,310.98	
Cabin Advance Reservation	2,058,862.04	
Cabin Rentals	1,379,898.10	
Campsite Advance Reservation	265,361.66	
Campsite Rentals	1,029,239.72	
Cass Advance Fares	65,799.30	
Child Care	19,933.45	
Coin Laundry Machines	8,482.72	
Consumers Sales Tax	1,326.44	
Cot & Crib Rental	32,987.26	
Dinner Train Advance	32,630.69	
Driving Range	29,377.70	
Entrance Fees	108,485.48	
Equipment Rental	14,481.94	
Facility Use Rental	43,847.94	
Firewood Sales	90,077.87	
Food & Snacks	183,080.34	
Games	5,486.33	

Gas Royalties	9,143.67		
Gasoline Sales	39,315.42		
Gift Certificates	31,882.38		
Gift Shop Sales	1,709,110.04		
Golf Tours	2,543.00		
Greens Fees	1,273,532.27		
Group Camps	27,876.01		
Hotel Occupancy Tax	208,912.87		
Houseboats	64,182.35		
Insurance Payments	57,075.13		
ISTEA Reimbursement - Prior Year	27,696.09		
Lodge Advance Reservation	1,190,337.71		
Lodge Rooms	2,601,086.83		
Lottery / Paid Out	22,385.65		
Magazine Sales	2,009.71		
Miniature Golf	38,458.65		
Miscellaneous Collections	(27,711.40)		
Miscellaneous Non-Taxable	61,479.53		
Miscellaneous Taxable	51,814.41		
Non-Federal Grants	1,831.17		
Picnic Shelter Fees	140,227.35		
Pro Shop	173,826.25		
Railroad Charters	54,076.02		
Railroad Fares	480,070.40		
Residence Rentals	20,792.62		
Restaurants	1,683,547.10		
Roman Bath	75,484.10		
Special Events	38,908.95		
Swimming Fees	343,598.38		
Tennis	1,258.44		
Tram	109,102.97		
Vending Machines	<u>77,998.33</u>	16,727,429.89	
Receipts - Concessions			
Boat Dock Concession	16,407.54		
Canaan Concession	774,100.60		
Coin Machine Concession	36,323.68		
Food and Snacks Concession	13,896.43		
Golf Carts	438,305.64		
Landing Fees	18,256.42		
Marina	5,660.97		
Miscellaneous Concession	35,663.37		
Restaurant Concession	158,077.66		
Riding Stable	<u>21,187.88</u>	<u>1,517,880.19</u>	
Plus Total Receipts			18,245,310.08
Disbursements			
Personal Services	(5,563,588.61)		
Employee Benefits	(943,651.12)		
Current Expense	(8,270,561.90)		
Repairs and Alterations	(2,208,051.24)		
Equipment	(1,262,345.86)		
Remittance Of Taxes	(203,183.90)		
Grants and Awards	(30,000.00)		
Bank Costs	(173,377.48)		
Land Purchases	(266,926.96)		

Buildings	825,362.57	
Other Interest And Penalt	(116.34)	
Fund Transfers - Canaan Maintenance Fund	(72,600.00)	
PEIA Reserve Transfer	<u>(6,933.33)</u>	
Less Total Disbursements		<u>(18,175.974.17)</u>
Cash Balance June 30, 2000		<u><u>3,401,240.90</u></u>

**JANUARY '96 FLOOD DAMAGE FUND (3272)**

Cash Balance July 1, 1999		95,527.69
Receipts		
Transfers In	<u>2,320.00</u>	
Plus Total Receipts		2,320.00
Disbursements		
Personal Services	(70,035.92)	
Employee Benefits	(9,440.46)	
Current Expense	(8,175.82)	
Repairs and Alterations	(6,907.39)	
Equipment	<u>(968.10)</u>	
Less Total Disbursements		<u>(95,527.69)</u>
Cash Balance June 30, 2000		<u><u>2,320.00</u></u>

**SEPTEMBER '96 FLOOD DAMAGE FUND (3273)**

Cash Balance July 1, 1999		18,561.46
Receipts		
Transfers In	<u>0.00</u>	
Plus Total Receipts		0.00
Disbursements		
Employee Benefits	(65.00)	
Current Expense	(32.99)	
Repairs and Alterations	<u>(18,463.47)</u>	
Less Total Disbursements		<u>(18,561.46)</u>
Cash Balance June 30, 2000		<u><u>0.00</u></u>

**CANAAN MAINTENANCE FUND (3274)**

Cash Balance July 1, 1999		98,949.09
Receipts		
Maintenance -1999	<u>72,600.00</u>	
Plus Total Receipts		72,600.00
Disbursements		
Repairs and Alterations	<u>(58,739.62)</u>	
Less Total Disbursements		<u>(58,739.62)</u>
Cash Balance June 30, 2000		<u><u>112,809.47</u></u>



**JUNE '98 FLOOD DAMAGE FUND (3276)**

Cash Balance July 1, 1999		21,516.36
Receipts		
Transfers In	<u>18,295.00</u>	
Plus Total Receipts		18,295.00
Disbursements		
Personal Services	(173.10)	
Current Expense	(34,267.50)	
Repairs and Alterations	<u>(4,534.36)</u>	
Less Total Disbursements		<u>(38,974.96)</u>
Cash Balance June 30, 2000		<u><u>836.40</u></u>

**RECAPITULATION OF FUNDS**

	<u>Revenue</u>	<u>Disbursements</u>	<u>Investments</u>
General Fund	0.00	(13,510,962.32)	0.00
Consolidated Federal Funds	5,165,491.17	(5,129,732.35)	3,686,819.67
Appropriated Special Revenue Funds	24,987,933.17	(18,584,162.04)	11,221,250.45
Non-Appropriated Special Revenue Funds	<u>28,500,187.77</u>	<u>(28,002,073.91)</u>	<u>26,221,332.25</u>
<b>TOTAL ALL FUNDS</b>	<b>58,653,612.11</b>	<b>(65,226,930.62)</b>	<b>41,129,402.37</b>

**Statement of Disbursements  
Fiscal Year 1999-2000**

**ADMINISTRATION SECTION**

**EXECUTIVE/ADMINISTRATIVE**

Personal Services	\$ 318,102
Employee Benefits	83,474
Current Expenses	131,380
Repairs & Alterations	2,315
Equipment	3,151
Grants and Awards	100,000
PEIA Transfer	<u>350</u>
<b>TOTAL</b>	<b>\$ 638,772</b>

**FISCAL SERVICES**

Personal Services	\$ 507,359
Employee Benefits	172,165
Current Expenses	114,275
Repairs & Alterations	1,370
Equipment	16,259
PEIA Transfer	<u>6,945</u>
<b>TOTAL</b>	<b>\$ 818,373</b>

**STAFFING/PAYROLL**

Personal Services	\$ 225,527
Employee Benefits	82,584
Current Expenses	31,785
Equipment	<u>4,457</u>
<b>TOTAL</b>	<b>\$ 344,353</b>

**GENERAL SERVICES**

Personal Services	\$ 338,245
Employee Benefits	141,473
Current Expenses	277,479
Repairs & Alterations	4,363
Equipment	<u>18,875</u>
<b>TOTAL</b>	<b>\$ 780,435</b>

**WONDERFUL WEST VIRGINIA MAGAZINE**

Personal Services	\$ 59,331
Employee Benefits	24,378
Current Expenses	817,531
Repairs & Alterations	977
Equipment	5,057
PEIA Transfer	<u>541</u>
<b>TOTAL</b>	<b>\$ 907,815</b>

General Revenue Appropriated	\$ 1,262,080	
Special Revenue Non-Appropriated	1,009,129	
Special Revenue Appropriated	1,163,227	
Federal Revenue Appropriated	<u>55,313</u>	
<b>TOTAL ADMINISTRATION</b>		<b>\$ <u>3,489,748</u></b>

**LAW ENFORCEMENT SECTION****LAW ENFORCEMENT**

Personal Services	\$ 4,527,306
Employee Benefits	1,562,601
Current Expenses	806,767
Repairs & Alterations	186,108
Equipment	916,268
Payment of Claims	<u>1,138</u>
<b>TOTAL</b>	<b>\$ 8,000,188</b>

General Revenue Appropriated	\$ 494,818	
Special Revenue Non-Appropriated	1,484,457	
Special Revenue Appropriated	5,485,537	
Federal Revenue Appropriated	<u>535,376</u>	
<b>TOTAL LAW ENFORCEMENT</b>		<b>\$ <u>8,000,188</u></b>

**WILDLIFE RESOURCES SECTION****GAME MANAGEMENT**

Personal Services	\$ 2,540,637
Employee Benefits	846,295
Current Expenses	515,696
Repairs & Alterations	110,032
Equipment	246,748
Payment of Claims	39,699
Capital Improvements/Land Purchases	260,972
PEIA Transfer	<u>459</u>
<b>TOTAL</b>	<b>\$ 4,560,538</b>

**CAPITAL IMPROVEMENTS**

Personal Services	\$ 198,762
Employee Benefits	48,035
Current Expenses	199,205
Repairs & Alterations	157,943
Equipment	2,584
Capital Improvements/Land Purchases	<u>1,816,943</u>
<b>TOTAL</b>	<b>\$ 2,423,472</b>

**COLD WATER FISH MANAGEMENT**

Personal Services	\$ 905,880
Employee Benefits	342,010
Current Expenses	610,636
Repairs & Alterations	56,178
Equipment	<u>185,160</u>
<b>TOTAL</b>	<b>\$ 2,099,864</b>

**WILDLIFE - ADMINISTRATION**

Personal Services	\$ 508,903
Employee Benefits	163,104
Current Expenses	578,145
Repairs & Alterations	1,396
Equipment	74,777
Payment of Claims	<u>2,419</u>
<b>TOTAL</b>	<b>\$ 1,328,744</b>

**WARM WATER FISH MANAGEMENT**

Personal Services	\$ 819,652
Employee Benefits	276,787
Current Expenses	271,389
Repairs & Alterations	26,287
Equipment	<u>195,384</u>
<b>TOTAL</b>	<b>\$ 1,589,499</b>

**TECHNICAL SUPPORT**

Personal Services	\$ 579,602
Employee Benefits	169,592
Current Expenses	101,140
Repairs & Alterations	1,726
Equipment	<u>69,269</u>
<b>TOTAL</b>	<b>\$ 921,329</b>

**SPECIAL PROJECTS**

Personal Services	\$ 464,007
Employee Benefits	154,404
Current Expenses	109,063
Repairs & Alterations	4,732
Equipment	<u>44,340</u>
<b>TOTAL</b>	<b>\$ 776,546</b>

**NONGAME**

Personal Services	\$ 94,724
Employee Benefits	31,421
Current Expenses	528,936
Repairs & Alterations	2,354
Equipment	<u>16,040</u>
<b>TOTAL</b>	<b>\$ 673,475</b>

**HUNTING & FISHING LICENSE UNIT**

Personal Services	\$ 168,736
Employee Benefits	51,038
Current Expenses	192,639
Repairs & Alterations	812
Equipment	<u>11,607</u>
<b>TOTAL</b>	<b>\$ 424,832</b>

**ENDOWMENT FUND ACTIVITY**

Fund Transfer	\$ <u>1,011,450</u>
<b>TOTAL</b>	<b>\$ 1,011,450</b>

**ELKINS OPERATIONS CENTER**

Personal Services	\$ 143,778
Employee Benefits	53,430
Current Expenses	95,693
Repairs & Alterations	10,986
Equipment	<u>7,051</u>
<b>TOTAL</b>	<b>\$ 310,938</b>

**WEST VIRGINIA WILDLIFE CENTER**

Personal Services	\$ 151,052
Employee Benefits	49,540
Current Expenses	45,297
Repairs & Alterations	39,793
Equipment	<u>7,313</u>
TOTAL	\$ 292,995

General Revenue Appropriated	\$ 703,542	
Special Revenue Non-Appropriated	4,879,056	
Special Revenue Appropriated	6,292,035	
Federal Revenue Appropriated	<u>4,539,044</u>	
TOTAL WILDLIFE RESOURCES		\$ <u>16,413,682</u>

**PARKS & RECREATION SECTION****PARKS & RECREATION**

Personal Services	\$ 14,232,157
Employee Benefits	4,580,791
Current Expenses	9,234,642
Repairs & Alterations	2,364,788
Equipment	1,280,267
Grants and Awards	30,000
Capital Improvements/Land Purchases	1,268,731
Fund Transfer	72,600
PEIA Transfer	<u>87,032</u>
TOTAL	\$ 33,151,008

General Revenue Appropriated	\$ 10,977,070	
Special Revenue Non-Appropriated	18,504,532	
Special Revenue Appropriated	<u>3,669,406</u>	
TOTAL PARKS & RECREATION		\$ <u>33,151,008</u>

**SPECIAL PROGRAMS & SERVICES SECTION****ENVIRONMENTAL RESOURCES**

Personal Services	\$ 411,890
Employee Benefits	129,515
Current Expenses	296,496
Repairs & Alterations	911
Equipment	12,423
Grants and Awards	1,270,484
PEIA Transfer	<u>4,245</u>
TOTAL	\$ 2,125,964

**REAL ESTATE MANAGEMENT**

Personal Services	\$ 289,868
Employee Benefits	92,204
Current Expenses	84,479
Repairs & Alterations	1,118
Equipment	5,197
Capital Improvements/Land Purchases	1,571,261
PEIA Transfer	<u>2,217</u>
TOTAL	\$ 2,046,344

General Revenue Appropriated	\$ 73,451	
Special Revenue Non-Appropriated	2,124,900	
Special Revenue Appropriated	<u>1,973,957</u>	
TOTAL SPECIAL PROGRAMS & SERVICES		\$ <u>4,172,308</u>
Grand Total General Revenue Appropriated	\$ 13,510,961	
Grand Total Special Revenue Non-Appropriated	28,002,074	
Grand Total Special Revenue Appropriated	18,584,162	
Grand Total Federal Revenue Appropriated	<u>5,129,733</u>	
GRAND TOTAL DISBURSEMENTS		\$ 65,226,934

# ENVIRONMENTAL RESOURCES SECTION

*EMILY FLEMING, CHIEF*

The Environmental Resources Section is charged with administering conservation education programs, litter control and recycling programs; organizing and directing a junior conservation camp; and promoting a variety of other educational activities.

## WEST VIRGINIA YOUTH CONSERVATION PROGRAM

The 1999-2000 enrollment of the West Virginia Youth Conservation Program consisted of **416** youth groups representative of **37,356** members from all 55 counties. Through this conservation education program, young people are provided a challenge and an opportunity to participate in community service conservation projects such as litter control, recycling, beautification, tree planting, soil conservation, conservation education, etc.

Incentives are offered to youth groups enrolled in the program to practice better conservation habits through more than \$11,000 in awards secured from environmentally-concerned businesses and organizations in West Virginia. Also, a \$2,500 per year, four-year scholarship is available to a graduating high school senior who is a member of the West Virginia Youth Conservation Program. Youth groups submit reports of their conservation projects from April 16, 1999, through April 15, 2000. These reports are judged and awards are presented at Youth Conservation Day.

Participating youth groups throughout the state are making a contribution for a better environment for all West Virginia citizens through this program. It has stimulated conservation projects with already established youth groups such as scouts, 4-H, FFA/FHA, elementary, junior high and high schools, church youth groups, etc. Approximately 4,000 enrollment forms are mailed each year to all schools, Boy Scout councils, Girl Scout councils and county 4-H extension agents in West Virginia. Additionally, all youth groups enrolled the previous year also receive a new enrollment form.

Each youth group that enrolls receives a packet which contains useful environmental information, including the Youth Conservation Program Handbook and an official certificate of enrollment. The Youth Conservation Program has played an extremely important role in creating interest and enthusiasm for

All are designed to increase the public awareness of conservation practices, methods of litter control, and available services. Litter Control and recycling grants also are administered by this office. The following programs were emphasized during 1999-2000.

conserving our natural resources; involving families and communities to work together in action projects for a better environment; and creating interest among adult organizations to help our young people learn more about conservation.

Youth groups enrolled in the Youth Conservation Program are offered half-price tree seedlings from the West Virginia Forestry Division's Clements State Tree Nursery. For the 1999-2000 year, **17,340** trees were planted by youth groups. Of those, **8,695** were tree seedlings purchased at half price by **26** youth groups and planted in **16** different counties.

Based on the information contained in the **88** reports submitted for judging, the following is an example of some of the conservation projects that were accomplished in 1999-2000: **RECYCLING** - **77,128** pounds of aluminum; **171,712** pounds of steel; **14,575** pounds of glass; **216,981** pounds of paper; **6,688** pounds of plastic; and **978,293** plastic shopping bags. **LITTER CONTROL** - **224** miles of roadways were cleaned and a **total of 2,014 bags** of trash were collected. More than 4 tons of tires were collected and disposed of. **BEAUTIFICATION** - **17,037** flowers and shrubs were planted in communities and on school grounds.

The 37th Annual Youth Conservation Day was held at North Bend State Park on Saturday, May 20, 2000, with approximately 2,000 participants in attendance. Highlighting the activities for the day was the presentation of more than \$11,000 in awards to approximately 145 most deserving youth groups and individual youths, in recognition of their outstanding accomplishments in conservation.

Many exhibits were featured, including West Virginia Make It Shine Program, Adopt-A-Highway, Forestry, West Virginia State Parks, Raptor Rehabilitation Center, DuPont Washington Works Wildlife Habitat

Enhancement, West Virginia Envirothon, Restoration Station, Division of Natural Resources OWLS Program and Wildlife Jeopardy, U.S. Army Corps of Engineers, Wildfoods, and many others.

Dr. Stacy Groscup from Morgantown entertained everyone with his famous Archery and Tomahawk Demonstration and the Kootaga Indian Dancers from Parkersburg performed during lunchtime. A Karaoke Show with John Michaels from Vienna was scheduled on Friday night and J. R.'s Sound and Lighting from

Parkersburg hosted the dance on Saturday night for all participants camping for the weekend.

Special guests included John B. Rader, Director of the Division of Natural Resources; Captain Ben Gragg, Division of Natural Resources Law Enforcement; and several sponsors who presented awards to the winning youth groups. Smokey Bear, Woodsy Owl, Eddie Eagle and Eco the Owl were also on hand to welcome everyone to the special event.

### **JUNIOR CONSERVATION CAMP**

The Twentieth Annual Junior Conservation Camp for young people between the ages of 11 and 14 was held at Cedar Lakes, Ripley, June 23-27, 2000. A total

of 200 campers attended and participated in classes such as recycling, soil conservation, hunter safety, water study, forestry and organized sports.

### **YOUTH ENVIRONMENTAL CONFERENCE**

The Twenty-Fourth Youth Environmental Conference was held at the Holiday Inn, Martinsburg, October 22-24, 1999, for young people between the ages of 13 and 18. Approximately 175 participants attended workshops on Friday evening on Tree and Leaf Identification, Wildlife Jeopardy, and Attracting Wildlife to Your Back Yard.

The Friday night program was given by the Raptor Rehabilitation Center in Shinnston. All participants were taken on a tour of the National Zoological Park in Washington, D.C. on Saturday. A banquet dinner and

a program in which all youth groups reported on an endangered species of animal they researched at the zoo was held on Saturday evening. A dance was held after the program. Sunday morning featured presentation of projects from each youth group represented.

The Twenty-Fifth Youth Environmental Conference will be held October 27-29, 2000, at the Holiday Inn, Martinsburg, and the tour will be to the Smithsonian Institute's National Museums of Natural and American History.

### **WEST VIRGINIA MAKE IT SHINE**

The West Virginia Make It Shine Program was created with the goal of making West Virginia one of the cleanest states in the nation. West Virginia Make It Shine is a multifaceted program which incorporates partnership of the public and private sector and seeks to promote interactions of all organizations within the state that are interested in protection and improvement of the state's environment.

A major facet of the program is the recognition of those West Virginians who have made a significant

contribution towards cleaning up the state. Each year West Virginia Make It Shine recognizes counties and communities across the state that have implemented comprehensive environmental programs.

The West Virginia Make It Shine Clean County Awards and the West Virginia Make It Shine Community Awards are presented each year at the Governor's Conference on Environmental Education and Litter Control in Charleston.

### **WEST VIRGINIA MAKE IT SHINE CLEAN COUNTY AWARD**

The West Virginia Make It Shine Clean County Award is presented each year to counties that have demonstrated environmental stewardship and promoted environmental activities in their counties.

Applicants submit a detailed report on a county wide environmental activity and are judged in the following categories:



- need for project
- quality of method
- obstacles overcome
- cooperation within county
- resources used
- persistence
- degree of success
- continuation of project
- impact on county

The five counties with the highest scores are chosen to receive the award. Winners receive an invitation to

attend the Governor's Conference where they are presented a certificate by the Governor and a cash award by a corporate sponsor. The following counties were this year's recipients of the West Virginia Make It Shine Clean County Award:

<b>First Place</b>	Jefferson
<b>Second Place</b>	Pocahontas
<b>Third Place</b>	Brooke
<b>Fourth Place</b>	Monongalia
<b>Fifth Place</b>	Upshur

### **WEST VIRGINIA MAKE IT SHINE COMMUNITY AWARD**

To become a West Virginia Make It Shine Community, the applicants are judged in several different categories and must meet a minimum score. All applicants are required to participate in the areas of Cleanup Sponsorship, Adopt-A-Highway, Recycling and Youth Conservation. Additional points are awarded for optional activities such as Illegal Dump Cleanup, Public Lands Improvement, Community Environmental Education, Stream Cleanup, Beautification, Earth Day or Mountaineer Pride Curricula. West Virginia Make It Shine Community Award winners receive an invitation to the Governor's Conference, a West Virginia Make It Shine Certificate of Appreciation signed by the Governor and two highway signs designating them as a West Virginia Make It Shine Community. The following communities were this year's recipients of the West Virginia Make It Shine Community Awards:

- Morgantown
- New Cumberland
- Baker
- Upper Glade

- Webster Springs
- Gauley Bridge
- Charleston
- Tyler Mountain
- Heizer/Manila Creek
- Parkersburg

A variety of educational and promotional items has been developed to educate West Virginia's citizens about the West Virginia Make It Shine program and the environmental problems facing our state. Pens, pencils, lapel pins, hats, litter bags and buttons have been distributed throughout the state. The West Virginia Make It Shine Activity Book for Young Mountaineers is sent out regularly to schools across the state. The activity book contains state facts and information on environmental issues. Due to overwhelming interest in the activity book, plans are currently under way to revise and make additions to the book so that it may be an even more useful tool to educate our children on the importance of a clean environment.

### **WEST VIRGINIA MAKE IT SHINE MONTH/WEST VIRGINIA MAKE IT SHINE STATEWIDE CLEANUP**

Each April is designated as West Virginia Make It Shine Month. During the month of April, volunteer groups across the state participate in the West Virginia Make It Shine Statewide Cleanup. The cleanups are coordinated by the West Virginia Make It Shine program in conjunction with the Divisions of Highways and Environmental Protection. This year there were 68

cleanups in 38 counties. Participation in this year's cleanup was very good, some 1,663 volunteers statewide. The West Virginia Make It Shine Statewide Cleanup was responsible for the removal of 412,155 pounds of litter and 16,323 tires from West Virginia's roadsides and streams. A breakdown of the cleanup results by DNR District can be found on the next page.

**WEST VIRGINIA MAKE IT SHINE STATEWIDE CLEANUP TOTALS (BY DISTRICT)**

DNR District	Number of Volunteers	Amount Collected (pounds)	Tires Collected
1	593	47,920	14,871*
2	169	34,145	22
3	237	104,565	1,200
4	295	130,395	109
5	328	81,610	119
6	41	13,520	2
<b>State Total</b>	<b>1,663</b>	<b>412,155</b>	<b>16,323*</b>

\*Number includes 14,398 tires collected on Allegheny Energy's "Tire Day" 4/8/00. All 14,398 tires were recycled.

**EARTH DAY**


Each year, the West Virginia Make It Shine program sponsors "Earth Day at the Capitol." Students from all over the state go to the capitol complex to participate in an environmental fair consisting of educational exhibits and activities. This year, approximately 1,500 students from 24 schools were in attendance. Thirty-one exhibitors from both the public and private sector were on hand.

**OHIO RIVER SWEEP**

West Virginia was a participant for the twelfth consecutive year in the six-state Ohio River Sweep, the largest cleanup of its kind in the U.S. Held on the third Saturday in June each year, the Ohio River Sweep seeks to rid the Ohio of trash and debris.

This year's Sweep took place on June 17. There was a total of 15 sites in West Virginia. Every county in the state that borders the Ohio River participated. In West Virginia, 1,146 volunteers participated and 56,920 pounds of litter were collected. Volunteers also removed 133 tires from the river.

The West Virginia Make It Shine program helped to coordinate Ohio River Sweep press conferences in Moundsville, Parkersburg and Huntington. Representatives from local television stations attended and WVDNR Law Enforcement had patrol boats on hand to provide news crews with boat tours of cleanup



sites. In addition to the press conferences, news releases were sent out to all local news publications prior to the Sweep.

**OHIO RIVER SWEEP CLEANUP TOTALS**

\*NR=Not Reporting

County	Number of Volunteers	Tons Collected (pounds)	Tires
Brooke	NR	NR	NR
Cabell	100	3,400	0
Hancock	NR	NR	NR
Harrison	NR	5,050	20
Jackson	45	1,225	12
Marion	15	700	0
Marshall	318	5,000	20
Mason	133	7,040	33
Ohio	42	2,225	0
Pleasants	57	3500	0
Preston	50	18,000	34
Tyler	NR	NR	NR
Wayne	18	700	0
Wetzel	20	700	0
Wood	348	9,380	14
<b>STATE TOTAL</b>	<b>1,146</b>	<b>56,920</b>	<b>133</b>

**GREAT KANAWHA RIVER CLEANUP**

The Great Kanawha River Cleanup (GKRCU) is a major cleanup effort centered on the Kanawha River. The cleanup is co-sponsored by the WV Divisions of Natural Resources and Environmental Protection, the U.S. Army Corps of Engineers, AEP, Toyota Corporation, Princess Beverly Coal Company and many other small businesses and municipalities along the river. The cleanup spans from the headwaters of the Kanawha at Gauley Bridge to its mouth at Point Pleasant, some 188 miles of shoreline.

The cleanup is chiefly coordinated by the West Virginia Make It Shine program. It is promoted by a news conference held by the West Virginia Make It

Shine program and the GKRCU Committee aboard the P.A. Denny sternwheeler in Charleston. All local news stations covered the event as did several newspapers and radio stations.

This year's Great Kanawha River Cleanup was held on June 17. It involved 9 sites in the four counties along the Kanawha River (Fayette, Kanawha, Putnam, Mason). A total of 192 volunteers participated and 11,895 pounds of litter were collected. Although site coordinators were instructed not to pick up tires, the Point Pleasant site picked up 17 which were disposed of by AEP and the St. Albans site picked up two more which were disposed of by the City of Saint Albans.

**GKRCU 2000 TOTALS**

Site	Number of volunteers	Amount Collected (pounds)	Tires
Lock 6 Marina-Dunbar	15	5,000	0
Leon	70	2,450	0
Winfield Locks and Dam	15	700	0
St. Albans	12	350	2
Marmet Locks and Dam	14	875	0
Point Pleasant	30	595	17
Daniel Boone Park-Charleston	20	875	0
John Amos Power Plant	12	700	0
Gauley Bridge	4	350	0
<b>TOTAL</b>	<b>192</b>	<b>11,895</b>	<b>19</b>

## COMMITTEE RESPONSIBILITIES

In addition to the above mentioned activities, the West Virginia Make It Shine program coordinator sits on several committees that deal with environmental issues. Each committee is listed and described below.

### Lower Paint Creek Restoration Team

A multi-agency committee formed in 1999 with its mission being "a shared commitment to restore, enhance and protect the ecological integrity of the Paint Creek Watershed... focusing on natural resources, recreation, local economy and public interest." Members include the WV Divisions of Natural Resources and Environmental Protection, the Department of Transportation, Canaan Valley Institute and the Upper and Lower Paint Creek Watershed Associations.

### New River Collaborative

The West Virginia Make It Shine program accepted a seat on this committee in 2000. This committee is a group of federal, state and local agencies which have teamed with the public to organize a public awareness program which will promote reduction of solid waste in and along the waterways of the New River Watershed. Members include the National Park Service, The U.S. Army Corps of Engineers, the WV Divisions of Natural Resources and Environmental Protection, local solid

waste authorities, public interest groups and the whitewater industry.

### Stream Partners Committee

Organized by the Division of Environmental Protection Stream Partner's Program, this committee oversees the selection of watershed groups in the state for grants and public recognition. Members include the WV Divisions of Environmental Protection, Natural Resources and Forestry and the WV Soil Conservation Office.

### Great Kanawha River Cleanup Committee

The committee is responsible for the yearly planning and coordination of the Great Kanawha River Cleanup.



## ADOPT-A-HIGHWAY PROGRAM

Adopt-A-Highway is a joint effort between the Divisions of Highways and Natural Resources and was created to improve the appearance of West Virginia highways by involving the public in litter removal. Volunteers are invited to adopt two or more miles of highway for two or more years. The state provides garbage bags, safety vests, and traffic control signs. It also collects and disposes of bagged litter. Adopted highways are identified at each end by signs bearing the Adopt-A-Highway logo and the name of the volunteer.

The Division of Natural Resources promotes the program, writes policy, recruits volunteers, maintains records and statistics, coordinates special events, and provides educational programs. The Division of Highways assigns adopted highways, distributes supplies, and picks up and disposes of bagged litter. The purpose of the program is to encourage, organize, coordinate and increase public awareness of and participation in voluntary litter control campaigns and to focus the attention of the public on the problems created by littering.

Funding for the program is provided by a one dollar fee imposed on the issuance of each motor vehicle

certificate of registration and renewal issued by the State of West Virginia. Money collected from this fee is deposited in the state treasury and credited to the Highway Litter Control Fund. The fee is collected by the Division of Motor Vehicles and transferred to the Division of Highways. The Division of Highways in turn transfers \$500,000 annually to the Division of Natural Resources.

The eighth annual Adopt-A-Highway Fall Cleanup was held on September 25, 1999. Volunteers from all 55 counties removed 305,725 pounds of litter from state highways. They recycled 5,970 pounds of glass, 1,430 pounds of plastic and 9,950 pounds of aluminum.

The ninth annual A-A-H Spring Cleanup was held on April 29, 2000. During this event 9,000 volunteers representing all 55 counties picked up 704,305 pounds of roadside litter. They recycled 16,310 pounds of glass, 4,305 pounds of plastic, and 5,290 pounds of aluminum.

There are currently 3,660 miles of highway adopted statewide by 1,463 organizations comprised of 26,360 volunteers. During the 1999-2000 fiscal year volunteers

removed 3,006,122 pounds of litter. Volunteers collect an average of three million pounds of litter annually. More than 900 million pounds of litter have been removed from state highways since the program began.

Adopt-A-Highway participants are encouraged to recycle. During fiscal year 1999-2000, they recycled 22,166 pounds of glass, 8,324 pounds of plastic and 19,055 pounds of aluminum.

Highway litter is composed of 59 percent paper, 16 percent cans, 6 percent bottles, 6 percent plastic and 13 percent miscellaneous. The items most often found during litter cleanups are fast food wrappers. The second most often found item is beer cans. Businesses adopt more highways than any other group, followed closely by community groups and churches. The fastest growing categories of Adopt-A-Highway volunteers are families and individuals.

Two new public service announcements were aired during the 1999-2000 fiscal year to discourage littering and to encourage participation in the Adopt-A-Highway Program. One 30-second spot featured West Virginia University football coach Don Nehlen and Marshall

University football coach Bob Pruett. Due to popular demand a third spot featuring construction workers throwing litter into the back of a sports car whose owner has just thrown litter on the highway was pulled from archives and aired again.

More than 200 volunteers attended the second annual A-A-H Appreciation Picnic at North Bend State Park in August 1999. Certificates and awards were presented.



### OPERATION WILDFLOWER

Operation Wildflower is a joint project by the Divisions of Highways and Natural Resources in cooperation with WV Garden Club, Inc. It has brought beauty and diversity to West Virginia highways for many years. Colorful wildflowers greet visitors from Virginia on I-64 and I-81. Route 19 welcomes travelers with fields of flowers near the New River Gorge Bridge. Interstate 79 winding south from Pennsylvania through Morgantown and Clarksburg has many beautiful sites. Corridor G between Charleston and Madison and Corridor H from Elkins toward Canaan Valley greet travelers with red, blue, yellow, pink and white blooms. Operation Wildflower has been, and continues to be, an asset to the mountain state.

The program offers individuals, businesses, civic groups and communities an excellent opportunity to add beauty to highway landscapes. For a donation of \$225 for half an acre or \$450 for an acre, the contributor receives a beautiful roadside wildflower site planted and maintained by the state for three years.

The Division of Natural Resources solicits donations for wildflower sites, selects wildflower species, orders seed, advises on planting methods and acts as a liaison between the public, state and garden clubs. The Division of Highways assigns planting areas and then

prepares, plants and maintains them. WV Garden Club, Inc., receives donations and pays for seed purchases. Annuals are currently planted in wildflower beds because invading weeds have proved to be a great problem in perennial beds. The current highway wildflower mix includes red Poppy, blue Bachelor's Button, yellow Coreopsis, and pink Cosmos. Future plans include experimentation with perennials and native plants and grasses.

During fiscal year 1999-2000, Operation Wildflower initiated four new projects. The first was a project with Ralph R. Willis Vo-Tech Center in Logan County. The school will purchase West Virginia native wildflower seed, plant it and grow it in their greenhouse during the fall and winter months. In the spring the school will sell the mature plants to the Division of Highways for planting along state roadsides. The other three projects involve planting of West Virginia native plants at interstate roadside rest areas. The West Virginia Native Plant Society planted and is maintaining a site at the first rest stop coming into the state from Kentucky just outside of Huntington. The second is located on I-64 at the westbound rest stop at Hurricane. The third native species project is located at the White Sulphur Springs rest stop on I-64 just inside the Virginia border. The project was made possible by a donation from the

West Virginia Wildflower Pilgrimage. Five hundred mature West Virginia native plants were planted directly in front of the tourist information building at the rest stop. In the near future each plant will be marked with identifying tags. The purpose of this project is to educate the public about native West Virginia plants.

Operation Wildflower received \$5,265 in contributions during fiscal year 1999-2000. A total of \$114,852 has been donated to the program by the public since 1990. There are currently 93 one-half acre

sites and 21 one acre sites that have been donated statewide. The Division of Highways has planted an additional 122 sites without the benefit of donations. The majority of sites are donated "In Memory of" a loved one by people from out of state whose parents or relatives were originally residents of West Virginia. In recent years there has been an increase in the number of plots donated at the sites of automobile accidents. A sign bearing the name of the contributor or the person of his choice is mounted at each wildflower site.

## RECYCLING

The Recycling Section has four employees who are responsible for development and distribution of all recycling education materials, administration of the recycling and litter control grant programs, state employee Office Paper Recycling Program, state recycling survey, annual Recycling Month activities and coordination of the annual Governor's Conference on Environmental Education and Litter Control. The 16th annual conference will be held March 17 - 19, 2001, at the Embassy Suites Hotel located in Charleston, West Virginia. The Recycling Section also sponsors America Recycles Day, a national event that is held each November 15.

Funding for the recycling assistance program is generated through a one dollar assessment fee provided by Senate Bill 18 legislation. This past year 42 Recycling Assistance Fund grants were awarded; the total awarded was \$1,530,401.

Seven recipients were awarded a total of \$12,353 this year compared to \$12,845 last year for Litter Control Grants. These funds are generated from litter fines and revenue from the state office recycling program.

Office paper is picked up from 125 locations which resulted in 486 tons of office paper being collected, generating \$8,527 in 1999. A new pilot program is being developed to improve the Office Paper Recycling Program. This program will dedicate two employees from General Services to the program so that the collection of corrugated paper can be added to the collection program, which is anticipated to produce a noticeable increase in the recovery rate.

A new environmental educational program was designed for students. The Progressive Recycling Educational Program (PREP 2000), has been designed to be used as an educational stepping stool in teaching students about recycling. This program will be available to schools in 2000.

Work continues on development of the Educational Outreach Program. This program is designed to provide recycling and environmental education to citizens in all areas of the state. The program covers education and awareness relating to recycling, environmental topics, new technology innovations, new rules and regulations and new market developments.

Implementation of an Environmental Network is in progress. The focus of this initiative is to create an Environmental Network, consisting of the higher educational institutions of the state. This network concept will promote the sharing of ideas and resources so that the development and implementation of projects will be facilitated. This program is designed to coordinate efforts with the Educational Outreach Program.

The Data Collection Project developed last year is in progress. The information collected will allow us to accurately assess the recycling rate of the state.

Several changes were made to the Recycling Grant Program rules. The changes were made to improve the ability to manage the program.

More than 100,000 pieces of public awareness information on solid waste issues were distributed to schools, groups and businesses. Brochures and other information that is distributed to the elementary schools are continually being updated.

The Recycling Section is represented on the state interagency council and two regional boards active in market development and solid waste issues. This section continues to develop and support recycling and environmental programs in West Virginia.

## **WEST VIRGINIA CELEBRATES AMERICA RECYCLES DAY**

In October, the Recycling Section, in cooperation with the America Recycles Day State Steering Committee, held statewide contests for students of all ages. A coloring contest was held for children in grades K-5, a logo contest for grades 6-8, and an essay contest for 9-12 students.

On November 15, National America Recycles Day, the Recycling Section held a celebration for state employees in the capitol rotunda. Exhibits pertaining to recycled products and services were displayed for employees to visit. The state contest winners also were announced at the celebration.

# LAW ENFORCEMENT SECTION

*JAMES D. FIELDS, CHIEF*

The Law Enforcement Section is responsible for the prompt, orderly and effective enforcement of all laws of Chapter 20, *Code of West Virginia*, and rules promulgated under that authority. Of primary importance is the protection of West Virginia's wildlife to the degree that it is not endangered by unlawful

activities. A highly visible, uniformed conservation officer patrol is the only viable way to accomplish this mission. Prevention and apprehension are crucial to the enforcement goal, and the conservation officer is meeting that goal. In West Virginia, no species of wildlife is jeopardized because of illegal taking.

## LAW ENFORCEMENT PROGRAM

The Law Enforcement Section ended the fiscal year with 119 uniformed officers and 12 clerical support staff, including the new conservation officer and secretarial positions allocated by the Whitewater Commission to administer the whitewater permit and enforcement programs.

Five new motorboats were received for use on the Ohio River. These boats are a welcome addition to a fleet that is in a bad state of disrepair. Federal reimbursement funds from this purchase were used to purchase two additional boats for Summersville and Jennings Randolph lakes. Citations issued to offenders of the natural resources laws and rules resulted in 6,470 prosecutions. The conviction rate for fiscal year 2000 was 85.8 percent. Officers investigated 8,326 complaints covering all phases of natural resources law enforcement.

Legislation passed last year is now being implemented and will require all persons born after December 31, 1986, to pass a National Association of State Boating Law Administrators approved boating education course and test before being permitted to operate a motorboat or personal watercraft, effective January 1, 2001.

Legislation was also passed which requires all children 12 years of age and under to wear a personal flotation device (PFD) while boating. This is a result of a recommendation from Mr. Jim Hall, Chairman of the National Transportation Safety Board (NTSB), to

Governor Cecil H. Underwood. Most boating-related drownings fall within this age group.

The Law Enforcement Section purchased several new Dodge Club Cab four-wheel drive pick-up trucks as patrol vehicles and the officers are pleased with their performance to date. Current plans are to continue purchasing this type vehicle as the older Jeeps and GMC four-wheel drive vehicles are replaced.





## HUNTER EDUCATION PROGRAM

The mandatory Hunter Education Program in West Virginia continues to be a success. The number of graduates has remained consistent over the last two years. During fiscal year 2000 there were 10,548 graduates from 332 classes held statewide.



Volunteer instructors remain the backbone of the Hunter Education Program. Two hundred sixty-four (264) volunteer instructors participated in the program this year, driving in excess of 43,000 miles and donating

more than 8,000 hours. Conservation officers' participation in classes included more than 3,200 hours and 22,000 vehicle miles.

Continuing with the alternative audience philosophy, several "Special Needs" classes for the disabled were conducted. The Hunter Education Instructor Association received a grant from the Governor's Office to purchase adaptive equipment for the disabled. The equipment is demonstrated in class and in the field to show "where there is a will, there is a way."

The Law Enforcement Section maintains a toll-free Hunter Education Hotline that provides class schedules to anyone interested in attending a class. The number is 1-800-243-9968.

In October 1999, the Law Enforcement Section added another conservation officer to the Hunter Education staff. This addition brings a total of seven full-time conservation officers, including the state coordinator, assigned to better coordinate activities in six regions across the state.

During this fiscal year, West Virginia experienced 25 Class A hunting incidents, resulting in three fatalities, an increase from last year. Once again, there were several incidents involving hunters falling from tree stands, resulting in two fatalities. These incidents prompted instructors to reinforce the tree stand section in the Hunter Education classes.

## BOATING SAFETY/EDUCATION PROGRAM

West Virginia has more than 63,000 boats registered representing more than 100,000 residents, and many non-residents, who take advantage of the recreational activities on the waters of this state. Operator inexperience and lack of training contribute to the number of accidents that occur each year on our state waterways.

Each year a boating safety class is offered in each of the 55 counties; however, only 58 students graduated last year. Also contributing to the accident rate is the number of persons operating watercraft under the influence of drugs or alcohol. West Virginia continues to have a high boating fatality rate.

The mandatory boating education bill passed by the legislature should certainly help remedy the high accident/fatality rate. The law requires that, beginning January 1, 2001, anyone born after December 31, 1986, who wishes to operate a motorboat, must successfully complete a National Association of State Boating Law Administrators approved boating course. Boating coordinators have met with the U.S. Coast Guard Auxiliary and the U.S. Power Squadrons and have formulated a plan for the influx of new students.

Officers continue to conduct special targeted Boating Under the Influence patrols. These patrols have resulted in an increase in BUI arrests.

## OFFICER TRAINING

The Law Enforcement Section takes pride in its training, again conducting 32 hours of in-service training for officers during fiscal year 2000. Training included a Prosecuting Attorney's Institute Seminar, a marine patrol course and 12 hours of Division of Personnel training for all law enforcement supervisors. Conservation officers are required to attend firearms training quarterly and qualify twice yearly with their firearms.

A three week "Orientation School" was conducted at Camp Dawson this past winter for the newer officers. A wide range of areas was covered, including topics ranging from investigation techniques to law enforcement driving. Specialized courses were once again made available to officers. Courses ranged from

handling terrorism and use of force practices to computers and a federal aid project leader seminar.

Two officers were sent to Yorktown, Virginia, to attend a pilot course on Advanced Marine Patrol conducted by the U.S. Coast Guard. The course was such a success that officers will be attending the course in the future.

In addition to the above, several out-of-state seminars were attended by officers in fiscal year 2000. These included: The American Polygraph Association Conference, NASBLA (boating) Conference, The International Hunter Education Association Conference and Federal Aid Workshops.

## WHITEWATER PROGRAM

The Division's Law Enforcement Section is the regulatory agency for the commercial whitewater rafting industry in West Virginia. Currently, there are forty-one licensed commercial rafting companies in the state, some of which hold multiple licenses. In 1999, more than 227,000 customers participated with these companies on five of our major rivers. This does not include the thousands of private boaters who travel the same waters.

Along with the enforcement of laws and rules governing the whitewater rafting industry, the Section also serves as the keeper of all records regarding accidents, guide qualifications and numbers of customers that each company takes down the rivers.

The ultimate goal of this program is to ensure customer safety and to protect the whitewater rivers in the state.



# LAW ENFORCEMENT SECTION

## REPORT OF PROSECUTIONS BY CHARGE FY 1999 - 2000

HEADING AND CHARGE	DISTRICT						TOTAL BY CHARGE	DISPOSITION			
	ONE	TWO	THREE	FOUR	FIVE	SIX		C	D	A	F
LITTERING											
LITTERING, HIGHWAY	62	41	33	31	33	43	243	207	32	1	3
LITTERING, STREAM	73	19	63	34	68	35	282	240	27		15
LITTERING, PRIVATE PROPERTY	35	21	14	47	41	17	175	152	14		9
LITTERING, PARK OR PUBLIC PROPERTY	3		16	2	3	4	28	26	2		
OTHER LITTERING VIOLATIONS	1	4		1			6	5	1		
TOTAL LITTERING	174	85	116	115	145	99	731	630	76	1	27
LICENSE											
RESIDENT HUNTING WITHOUT LICENSE	29	8	30	18	51	15	151	126	19	1	5
RESIDENT FISHING WITHOUT LICENSE	66	48	39	21	172	24	368	283	43		42
IMPROPER HUNTING LICENSE	6		4	3	1	3	17	14	3		
ALTERING HUNTING LICENSE	1		1				2	2			
MAKING FALSE APPLICATION - HUNTING LICENSE	6	1	1		3	2	13	12	1		
HUNTING WITHOUT CLASS A-1 LICENSE			4		2	1	7	7			
HUNTING WITHOUT NATIONAL FOREST STAMP			1				1	1			
HUNTING DEER WITHOUT CLASS N LICENSE	18	3	25	8	9	12	75	55	17	2	1
FISHING PARAPHERNALIA IN POSSESSION WITHOUT LICENSE	8	38	2	2	27		77	52	9	1	15
HUNTING PARAPHERNALIA IN POSSESSION WITHOUT LICENSE	8	7	3	5	4	4	31	24	4		3
HUNTING BEAR WITHOUT BEAR DAMAGE STAMP	2	2					4	2	2		
HUNTING WHILE LICENSE REVOKED			1		2		3	2	1		
TRAPPING WITHOUT LICENSE			1				1	1			
MAKING FALSE APPLICATION - HUNTING & FISHING LICENSE	1	1	8	1	2		11	10	1		
NON-RESIDENT HUNTING WITHOUT LICENSE	5	15	15	8	7	11	61	58	3		2
NON-RESIDENT FISHING WITHOUT LICENSE	15	63	7	4	27	2	118	85	10		23
IMPROPER FISHING LICENSE			1		1		2	1	1		
MAKING FALSE APPLICATION - FISHING LICENSE	1						1	1			
OTHER LICENSE VIOLATIONS	7	5	14	4	12	3	45	42	3		
TOTAL LICENSE	173	189	155	74	320	77	988	778	117	4	81
HUNTING											
LOADED GUN IN VEHICLE	78	43	96	80	84	66	447	410	33		4
UNCASED GUN IN VEHICLE AT NIGHT	3	19	11	12	23	7	75	68	7		2
SPOTLIGHTING		1	1	1	1	3	7	2	5		
SPOTLIGHTING WITH FIREARM OR IMPLEMENT IN POSSESSION	26	8	11	8	7	12	70	49	21		
ILLEGAL POSSESSION OF WILDLIFE OR PARTS THEREOF	53	31	64	58	80	78	345	289	50	3	3
HUNTING CLOSED SEASON	26	12	24	23	41	36	182	148	14		
EXCEEDING DAILY BAG LIMIT	5	3	1		4	2	15	14	1		
UNCASED GUN, CLOSED SEASON	2	4		1	4		11	9	2		
UNCASED GUN ON SUNDAY	2	3	2			1	8	8			
FAILURE TO FIELD TAG GAME	43	17	19	4	18	25	128	118	7		1
FAILURE TO CHECK GAME	24	4	21	2	22	11	84	77	5	1	1
NEGLIGENT SHOOTING				3		1	4	3		1	
SHOOTING FROM OR ACROSS HIGHWAY	15	8	11	20	8	18	78	70	8		
SHOOTING WITHIN 500 FEET OF DWELLING	18	9	10	7	6	2	50	41	8		1
HUNTING WITHOUT PERMISSION	48	31	47	38	29	45	238	208	26	2	1
POSSESSION OF ILLEGAL HUNTING PARAPHERNALIA				3	2		5	5			
ILLEGAL TRAPPING	5		5	1		2	13	12	1		
HUNTING MIGRATORY BIRDS WITH UNPLUGGED GUN		4			4		8	8			
HUNTING MIGRATORY BIRDS WITH ILLEGAL WEAPON						3	3	3			
ILLEGAL METHOD OF HUNTING	6	3	14	11	5	5	44	43	1		
HUNTING AFTER KILLING LEGAL DEER	16	7	28	4	10	10	75	70	2	2	1
ILLEGALLY CARRYING A PISTOL OR REVOLVER		1	2	1	4		8	8			
KILLING PROTECTED BIRD	1		1				2	2			
FAILURE TO STOP FOR GAME CHECK	3				1		4	3	1		
ILLEGAL SALE OF WILDLIFE		1			1	1	3	3			
ILLEGAL TRANSPORTATION OF WILDLIFE OUT OF STATE			3		1		4	1	3		
VIOLATION OF BEAR LAW OR REGULATIONS	8	5	5		21		39	39			
ILLEGAL KILLING OR TAKING OF DEER, TURKEY OR BOAR	26	23	48	28	27	10	162	153	8	1	
INSUFFICIENT OR NO BLAZE ORANGE	17	18	13	8	15	7	78	70	3		3
HUNTING ON SUNDAY	6		1	4	6	4	21	18	3		
HUNTING DEER 1/2 HOUR AFTER SUNSET OR BEFORE SUNRISE	6	6	9	10	18	17	66	63	3		
SHOOTING AT GAME NOT PLAINLY VISIBLE	2	1	1	2	2		8	7	1		
SHOOTING/HUNTING FROM A MOTOR VEHICLE	27	15	68	37	46	56	249	221	25	1	2
ILLEGAL KILLING OR TAKING OF BEAR	4	1	1	1	1		8	8			
HUNTING WHILE UNDER THE INFLUENCE	3		4	3	2	8	18	16	2		
OTHER GAME LAW VIOLATIONS	24	17	16	9	23	5	94	87	5	2	
TOTAL HUNTING	495	293	537	377	424	434	2830	2553	245	13	19

# LAW ENFORCEMENT SECTION

## REPORT OF PROSECUTIONS BY CHARGE FY 1999 - 2000

HEADING AND CHARGE	DISTRICT						TOTAL BY CHARGE	DISPOSITION			
	ONE	TWO	THREE	FOUR	FIVE	SIX		C	D	A	F
FISHING											
TAKING FISH BY ILLEGAL METHOD	1	3	6				10	10			
EXCEEDING DAILY CREEL LIMIT	15	4	29	11	19		72	67	4		
ILLEGAL POSSESSION OF FISH, MINNOWS AND AQUATIC LIFE		3	6		2		13	13			
TAKING FROGS DURING CLOSED SEASON						1	1	1			
USING PROHIBITED BAIT IN RESTRICTED AREA	4	49	33	1			87	80			
FISHING WITHOUT PERMISSION	8	11	2	1	1	2	25	22	3		
TAKING FISH BY POISON OR EXPLOSIVES		2					2	2			
OTHER FISHING VIOLATIONS	10	8	6		8		28	25			
TOTAL FISHING	38	78	84	13	22	3	238	226	7		
BOATING											
OPERATING UNREGISTERED WATERCRAFT	7	2	2	1	8	5	25	18	6		
OPERATING WATERCRAFT WITHOUT PROPER EQUIPMENT	8	2	4		22	19	53	40	13		
INSUFFICIENT NUMBER OF LIFE PRESERVERS	27	48	21	7	52	17	170	151	13		
OVERLOADING A WATERCRAFT	4	1	4		1	4	14	14			
IMPROPER LOCATION OR GRADING OF NUMBERS ON WATERCRAFT		1					1		1		
RECKLESS OPERATION OF WATERCRAFT	2		6	1	2	2	13	11	2		
CREATING A WAKE IN A NO-WAKE ZONE			8	5			13	13			
PULLING SKIER WITHOUT OBSERVER OR MIRROR	3	1	3		4	2	13	11	1		
SKING WITHOUT A LIFE PRESERVER			1				1	1			
OPERATING A WATERCRAFT IN RESTRICTED AREA	3	1			8		10	8	2		
FAILURE TO REPORT A BOATING ACCIDENT, IF REQUIRED	1						1	1			
OPERATING WATERCRAFT WHILE UNDER THE INFLUENCE	8	2	1	2	3	4	18	16	2		
OTHER BOATING VIOLATIONS	8		3	1	9	1	22	17	4	1	
TOTAL BOATING	87	56	53	17	107	64	354	301	48	1	
WASTE MANAGEMENT											
OTHER HAZARDOUS WASTE VIOLATIONS		1	1				2	2			
CONTRIBUTING TO AN OPEN DUMP	5	11	19	5	17	8	63	35	28	1	
UNPERMITTED SOLID WASTE FACILITY			1	1			2	2			
ENDANGERMENT BY WASTE DISPOSAL	1	1		7			9	8	1		
OTHER SOLID WASTE VIOLATIONS	50	38	44	20	13	23	188	156	24		
TOTAL WASTE MANAGEMENT	56	51	65	33	30	29	284	205	51	1	
POLLUTION											
STREAM POLLUTION			3	1	1		5	2	3		
FAILURE TO REPORT A SPILL					1	1	2		2		
OPERATING WITHOUT A PERMIT			5	1			6	4	2		
OTHER POLLUTION VIOLATIONS	1		1				2	1	1		
TOTAL POLLUTION	1		8	2	2	1	15	7	8		
FORESTRY											
ILLEGAL BURNING	19	31	28	9	4	18	107	102	2	1	
ABANDONING A FIRE	4	3		2		3	12	11	1		
PERMITTING A FIRE TO ESCAPE	3	17	9	5	4	10	48	47			
VIOLATING STATE FOREST REGULATIONS			1		18		19	19			
VIOLATIONS OF GINSENG REGULATIONS			1	3	3		7	7			
OTHER FORESTRY VIOLATIONS	2	4	2	1	1		10	8	1		
TOTAL FORESTRY	28	55	41	20	30	29	203	184	4	1	
GENERAL											
VIOLATION OF PARK REGULATIONS	50	14	12	71	69	36	252	218	22	1	
WITHHOLDING INFORMATION	4	3	14	6	13	3	43	37	6		
OBSTRUCTING/HINDERING/INTERFERING WITH INVESTIGATION	11		2		5	6	24	22	2		
CONSPIRING IN A VIOLATION OF CHAPTER 20	21	18	47	40	41	27	194	181	10	2	
OFFENSE OUTSIDE CHAPTER 20	46	64	61	52	43	42	308	221	70	1	
VIOLATION OF NATIONAL FOREST REGULATIONS		8	5				11	11			
DRUG RELATED VIOLATION	14	9	24	24	12	8	89	74	13		
CONSPIRING IN A NON-GAME VIOLATION OF CHAPTER 20	5	3	2	3	1	3	17	15	2		
CONSPIRING IN A FISHING VIOLATION OF CHAPTER 20	1	2	10	2	1		16	15			
MISCELLANEOUS VIOLATIONS	46	7	7	1	21	8	90	65	22		
TOTAL GENERAL	188	126	184	194	208	131	1044	859	146	4	
TOTAL ALL PROSECUTIONS	1230	833	1244	850	1358	857	6470	5551	687	25	

**LAW ENFORCEMENT SECTION  
FY 1999-2000**

**PROSECUTION PROGRAM**

COUNTY	Amounts Assessed		Number of Prosecutions	Disposition of Prosecutions			
	FINES	COSTS		CONVICTED	DISMISSED	ACQUITTED	PAID TO APPEAL
Barbour	\$2,755.00	\$4,958.00	87	83	4		
Berkeley	\$3,190.00	\$3,886.00	98	87	28		3
Boone	\$3,265.00	\$5,410.00	162	131	18		15
Braxton	\$3,518.05	\$6,231.50	163	140	22		1
Brooke	\$2,293.00	\$3,283.00	77	60	17		
Cabell	\$1,085.00	\$2,814.00	74	46	28		
Calhoun	\$1,215.00	\$1,407.00	28	23	5		
Clay	\$1,175.00	\$2,278.00	58	40	10		6
Doddridge	\$320.00	\$1,072.00	17	18		1	
Fayette	\$1,838.90	\$2,487.71	72	58	9	1	6
Ga.ner	\$1,586.00	\$1,206.00	28	23	3		
Grant	\$2,270.00	\$3,216.00	68	63	2		1
Greenbrier	\$7,223.15	\$7,005.11	187	158	27	1	1
Hampshire	\$8,703.50	\$12,847.00	228	223	3		
Hancock	\$3,745.00	\$5,476.00	91	86	5		
Hardy	\$11,056.00	\$6,984.00	143	119	22	1	1
Harrison	\$4,705.00	\$6,833.00	122	117	5		
Jackson	\$4,105.00	\$4,280.00	96	93	2		1
Jefferson	\$12,284.00	\$10,318.00	186	161	10		15
Kanawha	\$4,662.02	\$11,882.00	307	205	34	1	67
Lewis	\$8,758.00	\$14,785.00	334	320	11	1	2
Lincoln	\$1,620.00	\$3,953.00	96	65	22		11
Logan	\$3,930.00	\$6,834.00	178	129	43		4
McDowell	\$5,475.00	\$8,663.00	173	162	9	2	
Marion	\$4,621.00	\$4,020.00	77	71	5	1	
Marshall	\$3,315.00	\$6,767.00	143	135	6	1	1
Mason	\$2,510.20	\$2,964.41	83	72	9		2
Mercer	\$2,896.25	\$3,426.58	99	88	11	1	1
Mineral	\$2,514.00	\$5,159.00	68	63	5		
Mingo	\$4,861.10	\$7,304.34	172	142	18		12
Monongalia	\$6,560.00	\$7,303.00	136	119	17		
Monroe	\$2,950.15	\$2,863.38	65	70	11	3	1
Morgan	\$800.00	\$1,541.00	25	23	2		
Nicholas	\$6,366.10	\$9,313.00	190	159	24		7
Ohio	\$1,715.00	\$2,901.00	54	50	4		
Pendleton	\$10,560.00	\$7,254.00	113	111			2
Pleasants	\$480.00	\$1,397.00	25	21		1	3
Pocahontas	\$5,726.20	\$8,896.67	175	171	4		
Preston	\$7,564.00	\$8,288.00	171	158	13	2	
Putnam	\$3,015.00	\$5,427.00	112	97	10	2	3
Raleigh	\$1,907.65	\$3,161.73	81	73	8		
Randolph	\$8,355.00	\$9,983.00	198	186	9	2	2
Ritchie	\$3,450.00	\$3,752.00	93	83	9		1
Roane	\$2,955.00	\$6,023.00	133	101	32		
Summers	\$4,458.39	\$6,504.41	173	154	10		9
Taylor	\$2,430.00	\$3,082.00	61	54	7		
Tucker	\$4,393.00	\$5,762.00	101	94	7		
Tyler	\$1,383.00	\$2,479.00	74	59	11	2	3
Upshur	\$1,885.00	\$3,752.00	73	71	1	1	
Wayne	\$875.00	\$1,876.00	89	32	50		7
Webster	\$1,410.00	\$2,479.00	51	42	8		1
Wetzel	\$5,855.00	\$3,685.00	74	66	8		
Wirt	\$3,795.00	\$5,418.00	140	124	16		
Wood	\$6,295.00	\$11,103.00	247	209	31	1	6
Wyoming	\$1,497.65	\$2,085.04	66	52	14		
TOTALS	\$217,973.31	\$293,879.88	6470	5551	697	25	197

DIVISION OF NATURAL RESOURCES  
LAW ENFORCEMENT ACTIVITY  
JULY 1, 1999 - JUNE 30, 2000

DISTRICT	CLASSIFICATION OF HOURS									LEAVE						ARRESTS			WARNINGS			PUBLIC MEETINGS		COMPLAINTS		
	ADMINISTRATION	BOATING	ENVIRONMENTAL LE	FISH	GAME	HUNTER EDUCATION	OTHER LAW ENFORCEMENT	TRAILING	TOTAL HOURS	AERIAL	BOAT	MILITARY	Holiday	COMP HOURS	Miscellaneous	CHAPTER 21 ARRESTS	CHAPTER 22 ARRESTS	OTHER ARRESTS	CHAPTER 21 WARNINGS	CHAPTER 22 WARNINGS	OTHER WARNINGS	NUMBER	CONTACTS	RECEIVED	WILDLIFE DAMAGE INVEST.	OTHERS INVESTIGATED
ONE	5531.0	1726.0	3161.0	4013.0	15538.0	1591.0	4924.0	2794.0	39276.0	3377.0	918.0	688.0	2413.0	1067.0	8.0	1092.0	76.0	126.0	276.0	96.0	73.0	113.0	6916.0	1316.0	360.0	943.0
TWO	3671.5	512.5	1714.5	6043.0	13179.0	1830.0	2793.0	1738.5	31482.0	2659.0	481.5	232.0	1959.0	414.5	0.0	659.0	58.0	82.0	341.0	103.0	54.0	81.0	5400.0	2039.0	578.0	1440.0
THREE	3347.0	1068.0	2402.5	3556.0	15341.0	1913.0	4701.5	2373.5	34722.5	3731.0	1013.0	400.0	2186.0	782.0	3.0	1064.0	53.0	91.0	307.0	124.0	39.0	223.0	24976.0	1510.0	733.0	831.0
FOUR	2998.0	747.0	1615.0	2679.0	18593.0	2080.0	5004.0	1757.0	33673.0	2845.0	456.0	748.0	2141.0	398.0	3.0	739.0	33.0	90.0	350.0	51.0	26.0	126.0	5729.0	980.0	373.0	802.0
FIVE	4308.5	2249.0	1776.0	4013.5	12668.0	3012.0	2997.0	1716.5	32758.5	2959.0	614.0	264.0	2016.0	12.0	0.0	1193.0	35.0	36.0	583.0	44.0	41.0	90.0	10897.0	1337.0	339.0	1110.0
SIX	3959.0	1730.0	1245.0	2698.0	12524.0	1921.0	1877.0	1790.0	28042.0	2580.0	1570.0	0.0	1700.0	157.0	0.0	760.0	25.0	47.0	510.0	78.0	36.0	114.0	6464.0	990.0	304.0	715.0
TOTALS:	23813.0	8052.5	11914.0	23200.5	86163.0	12347.0	22298.5	12169.5	199956.0	18151.0	5150.5	2332.0	12415.0	2828.5	14.0	5707.0	280.0	474.0	2367.0	497.0	269.0	750.0	60382.0	8172.0	2685.0	5641.0

LAW ENFORCEMENT SECTION  
WILDLIFE DAMAGE INVESTIGATIONS  
JULY 1, 1999 - JUNE 30, 2000

DISTRICT	MILES	HOURS	DEER DAMAGE				BEAR DAMAGE				OTHER
			PERMITS		KILLS		BEES	SHEEP	TREES	OTHER	
			INVESTIGATED	ISSUED	AUTHORIZED	ACTUAL					
ONE	7357.5	474.0	357	405	1331	827	1		1	3	6
TWO	12063.0	880.0	506	524	3650	2465	1	26		7	12
THREE	19968.0	1012.8	638	599	1606	852	25	16	5	16	13
FOUR	11214.0	540.0	326	307	2204	1086	3			17	19
FIVE	7785.0	472.0	296	349	1565	626	3		1	1	
SIX	10466.0	434.8	297	291	1265	689	2			2	6
TOTALS	68853.5	3793.6	2420	2475	11821	6545	35	42	7	48	56

**LAW ENFORCEMENT SECTION  
AUTOMOBILE OPERATION  
JULY 1, 1999 - JUNE 30, 2000**

DISTRICT	TOTAL MILES	GASOLINE			LUBRICANTS			OTHER OPERATION COSTS	REPAIR		TIRES AND TUBES	TOTAL OPERATION COST	MILES PER GALLON
		GALLONS		COST	OIL		GREASE		LABOR	PARTS			
		COMMERCIAL	STATE		QUARTS	COST							
ONE	396143.0	18434.00	8704.00	\$33,633.19	281	\$545.16	\$156.48	\$987.43	\$3,323.27	\$5,428.50	\$2,060.02	\$46,134.05	14.6
TWO	372027.0	14060.60	8178.10	\$26,845.10	444	\$467.36	\$130.50	\$480.83	\$3,262.26	\$4,939.90	\$1,209.15	\$37,335.10	16.7
THREE	383474.0	21353.39	3036.54	\$33,176.03	393	\$626.82	\$250.30	\$586.42	\$4,231.53	\$6,739.42	\$2,819.56	\$48,430.08	15.7
FOUR	360748.0	24687.00	748.46	\$34,472.65	540	\$1,111.99	\$420.24	\$1,243.36	\$6,799.34	\$11,201.41	\$2,376.58	\$57,625.57	14.2
FIVE	384917.0	25684.70		\$35,866.65	390	\$667.12	\$159.11	\$2,206.49	\$10,247.06	\$15,370.75	\$4,531.37	\$69,048.55	15.0
SIX	284423.4	16885.50	2136.00	\$24,930.90	230	\$375.44	\$69.51	\$834.20	\$4,539.41	\$8,365.18	\$1,373.96	\$40,488.60	15.0
TOTALS	2181732.4	121105.19	22803.10	\$188,924.52	2278	\$3,793.89	\$1,186.14	\$6,338.73	\$32,402.87	\$84,448.03	\$14,370.64	\$299,061.95	15.2

**LAW ENFORCEMENT SECTION  
BOAT OPERATION  
JULY 1, 1999 - JUNE 30, 2000**

DISTRICT	GASOLINE		OIL		MISCELLANEOUS COSTS	TOTAL COSTS	PATROL HOURS
	GALLONS	COST	QUARTS	COST			
ONE	678.5	\$1,123.24	1	\$4.50	\$1,621.30	\$2,749.04	1437.5
TWO	55.0	\$69.42	5	\$13.75	\$854.20	\$937.37	82.0
THREE	191.8	\$325.11	4	\$13.35	\$876.52	\$1,214.98	129.0
FOUR	118.7	\$188.90	6	\$10.83	\$335.56	\$535.29	238.0
FIVE	1120.6	\$1,775.57	36	\$312.79	\$5,139.52	\$7,227.88	919.9
SIX	1397.0	\$1,565.83	102	\$351.25	\$3,040.82	\$4,987.90	412.2
TOTALS	3561.6	\$5,078.07	154	\$706.47	\$11,867.92	\$17,652.46	3218.56



# PARKS AND RECREATION SECTION

*CORDIE O. HUDKINS, CHIEF*

## INTRODUCTION

This report is intended to provide a review of the major programs, policy actions, and challenges being addressed within the West Virginia State Park system as of June 30, 2000. This is offered in order to comply

with the West Virginia Code 5B-1-6a, which mandates submission of an Annual Program and Policy Action Statement to the Joint Committee on Government and Finance.

## OVERVIEW

As its primary responsibility and purpose under law, Parks and Recreation promotes conservation and public recreation by preserving and protecting natural areas of unique or exceptional scenic, scientific, cultural, archaeological or historic significance, and provides outdoor recreational opportunities to maintain the state parks in a natural condition. Additionally, the section has been charged administratively with the responsibility to promote tourism by working with the private sector on joint ventures and by operating revenue-producing facilities in an efficient manner in order to maximize revenue and to minimize expenditures. As with any organization, there are particular areas of management focus that evolve and change in response to its current environment. These are outlined in the Goals, Objectives, and Challenges Section following this overview.

Parks manages 34 state parks, recreational facilities on eight state forests and four wildlife management areas, the Greenbrier River Trail, and the North Bend Rail Trail. From rustic Civilian Conservation Corps (CCC) era areas with little development to massive modern resorts, from restored logging railroads and company towns to Civil War battlefields, from natural areas with national significance to areas that are primarily local recreational facilities, West Virginia state parks, forests, and wildlife management areas offer tremendous variety and fill a number of roles. To the local citizen, they are sources of employment and public recreation that may not otherwise be available; to the state citizen at large, they are a valuable regional source of good quality, reasonably-priced vacation and outdoor recreational experiences; and to the out-of-state tourist, they are among the nation's finest state park vacation destinations. They serve a valuable role, along with skiing and whitewater rafting, as a cornerstone of tourism in West Virginia. In fact, a 1999 Division of Tourism survey of out-of-state tourists

revealed state and national parks as the single biggest attraction that brought these individuals to our state.

To support these 48 units are some 450 classified service employees, some one thousand hourly and seasonal employees, several major park concessionaires, and major construction and repair projects usually amounting to millions of dollars annually. To meet the administrative demands imposed by these resources, Parks uses six statewide general administrative personnel. These are a chief, a deputy chief who is also in charge of Operations, a business manager and three district administrators. In addition, there are two technical program administrators in the form of an assistant chief in charge of Planning, Engineering and Maintenance (PEM) and a coordinator in charge of Programming, interpretive services, special events, gift certificate sales, youth programs and various other special functions. A group sales representative based in Charleston works to promote room sales at the lodge and resort parks. This individual, along with a Pipestem Resort State Park sales person, is provided a base salary as well as incentives for increases in lodge occupancy.

Parks is fortunate to be staffed with an excellent corps of park superintendents and assistants with a high average level of appropriate education, experience, and training. These individuals are particularly important since they play a variety of roles that are vital to the success of the park operation. As general managers, they must direct natural resource, business, personnel, public relations, law enforcement, maintenance, guest and employee safety and all other programs essential to their areas of assignment. These individuals are a key factor in assuring a continued high level of customer satisfaction as evidenced by overwhelmingly positive guest comment cards. FY 2000 was the first year of a unique pilot program in



which park managers were eligible for annual salary differential payments based upon improvement in key financial indicators at their area of assignment.

The 1996 session of the legislature saw the approval of a 44 million dollar bond sale to finance system-wide capital improvements. The projects funded include new cabins, conference centers, and many other new facilities, including full development of Stonewall Jackson Lake State Park. In addition, many accessibility, safety and regulatory compliance issues

were addressed. All work has been completed except for the transformation of Stonewall into a full resort park and the construction of a conference center at Chief Logan. This bond package, along with the solid foundation established during more than 60 years of nationally recognized state park development and management, should provide the components necessary to bring the park system into the 21st century meeting the evolving needs of the citizens of West Virginia.

## **SYSTEM-WIDE GOALS, OBJECTIVES, AND CHALLENGES**

### ***Self-sufficiency***

It is obvious that state parks should endeavor to be as self-sufficient as possible while at the same time protecting the overall mission and resources associated with the system. Despite the remote location of some areas, inherent design inefficiencies, the very low revenue production of some day-use, historical, wildlife, and forest areas, public resistance to rate increases and entrance fees, and addition to the system over the years of several "loss leader" local recreation areas, the West Virginia State Park system has traditionally been and continues to be one of the most operationally self-sufficient in the nation. FY 2000 operational self-sufficiency figures were not complete by the date of

this report but we know that overall park revenues increased by some \$650,000. It is hoped that this will offset increased operating expenses caused by the \$756 across the board raise as well as increased utility bills and record gasoline prices the last half of the fiscal year. This year's increase follows a nearly \$700,000 revenue increase in FY99. Of course, direct revenues do not measure the full economic benefit of the park system. An economic impact study conducted three years ago by the Marshall University Center for Business and Economic Research concluded that state park visitor spending had a total direct and indirect impact of \$105 million on the economy of West Virginia.

### ***Lodge Sales***

In an effort to increase occupancy at all state park lodges, especially in the off-season, two group sales staffers (one in Charleston, one at Pipestem Resort State Park) market lodges and resort parks to various organizations throughout the state and country. The sales staffers are paid a base salary plus incentives for increases in lodge occupancy. Efforts include sales

and telemarketing calls to corporations, state and federal government agencies, travel agencies, tour groups and the like. Direct mailings are also used frequently. A reception for meeting planners to promote park meeting facilities is held annually and attended by hundreds of corporate, government, religious, education and association meeting planners.

### ***Water and Sewer Infrastructure Improvements***

Several major projects were completed in the past year, including water and/or sewer improvements at Audra, Blackwater Falls, Cacapon, Canaan, Cass, Greenbrier River Trail and Twin Falls. Plans and specifications were being developed for future work on Cacapon, Cathedral and Canaan water wells, sewer

expansion at Lost River and campground water system improvements at Coopers Rock. The bond projects recently completed have brought most areas up to a high standard of compliance with pertinent regulations on water and sewer.

### ***Americans with Disabilities Act (ADA) Compliance***

Most of the items identified in the system-wide assessment of several years ago were completed by 2000. This will put West Virginia State Parks close to

full compliance although approximately \$1.5 million of improvements remain to be done.

### **Automation**

A very important goal is modernization and automation of park reservation systems. In mid-1998 consultant firm Arnett & Foster of Charleston, WV, was retained to help guide this effort. An RFP for stand alone

systems at the lodge/resort parks is to be released by fall of 2000. These systems will be Internet compatible as well as compatible with a central reservations office if one is added in the future.

### **Minority Recruitment**

The Parks Section wishes to increase the representation of minority groups in the work force, particularly among managerial personnel. There is a

commitment to add employment minorities within the Division of Personnel framework that governs the selections for the classified service.

### **Hazardous Dams**

The Dam Control Office of the Division of Environmental Protection had declared dams on several areas, including Blackwater Falls, Cacapon Resort, Moncove Lake and Tomlinson Run state parks, as being hazardous structures. Funding is being sought

to remedy these. As a state statutory requirement, a monitoring and evacuation plan is kept current for each major dam. Recent improvements have brought several other areas into compliance with regulations including Babcock, Little Beaver, Watoga and Seneca.

### **Asbestos Removal**

Efforts continued to remove asbestos roofing shingles, pipe lagging, and general building insulation as necessary. Particularly significant progress has been made in roof replacements, but many small projects to

abate pipe lagging and other forms of insulation remain to be completed, particularly in lodges. Public and employee safety hazards will continue to receive the highest priority.

### **Flood Repairs**

The 1998 flood damage along the North Bend Rail Trail is still awaiting repair. Earlier damage along the Greenbrier River Trail is under repair. FEMA funding

is available although there has been the issue of inadequate FEMA funding on the Greenbrier River Trail which is an object of current litigation.

## **INDIVIDUAL AREA AND SECTION ACTIVITY REPORTS**

West Virginia parks, forests, and wildlife management areas differ from those in most other states because of their role in filling a local recreational niche occupied in other states by local government. In West Virginia not many cities and counties can afford to provide swimming pools, tennis courts, picnic areas and similar public recreation services; so over the years this function has come to be expected from state government. Of course, this is in addition to the traditional state park role which the system must fill.

Because of this and other factors, the major areas of activity at individual parks, forests, and wildlife

management areas are many and varied. Examples range from the massive development underway at Stonewall Jackson Lake State Park, to roof and log replacement on CCC vintage buildings, to the recent ADA cabin construction and other infrastructure improvements at various areas.

This section of the annual report will focus mainly on repair issues since the common themes of self-sufficiency, compliance programs, and similar management challenges are described elsewhere.

### **Audra State Park**

Work was completed on the waterline project throughout the park. All facilities are now hooked up to the PSD water supply. Major waterline replacement was done in the picnic area and trail rest rooms to accommodate the new water supply. Park guest

comments on the vast improvements in water quality have been numerous. Renovations continued on the campground bathhouses. Stalls were renovated, doors replaced and other work done. The remaining sections of old railing on the Alum Cave trail were replaced.

### ***Babcock State Park***

The Grist Mill was re-shingled by volunteer labor with oak shake shingles. Renovations to the Manns Creek rest room facility were completed, bringing it up to ADA standards and completing the ADA upgrades for the park as a whole. The wooden steps to Cabin 2 were extended to make access easier and safer. A

### ***Beartown State Park***

Beartown gained much media notice in FY 2000 with articles in two national magazines and numerous local publications. Guided tours were held for motorcoach, school and family groups. Attendance was

### ***Beech Fork State Park***

The bond projects were completed with the new Olympic size swimming pool and bathhouse complex opening Memorial Day weekend. The six vacation cabins were also completed and were nearly ready for rental at the end of the fiscal year. A small package treatment plant was constructed to serve the cabins as the large wastewater plant is not designed for winter use. Park roads were re-paved, the handicapped fishing pier was rebuilt by volunteers, several bathhouses, rest

### ***Berkeley Springs State Park***

The park posted its strongest revenue year ever, surpassing the record set just last year. The park has been close to financial self-sufficiency the past few years. At the Main Bathhouse, new roman bath floor tiles were installed in one bath on the men's side along with two new dressing room chairs and ceiling fans. The exterior of the Old Roman Bathhouse was painted along with the lobby and hallway. The Old Roman

### ***Berwind Lake Wildlife Management Area***

Two new accessible rest rooms were constructed, one near the office and one at the pool. Donated playground equipment was installed at various locations on the area. New barbecue grills were purchased and installed, traffic control gates were repaired and painted, and all area signs were either replaced or repainted. An existing old water well was reopened at the shelter area and a new hand pump installed. Two new picnic

### ***Blackwater Falls State Park***

Pendleton Point Shelter, the oldest structure on the park, was upgraded with the addition of a covered grill and permanent ADA accessible ramp. Electronic security systems were installed at the Trading Post, accounting office and Lodge front desk. ADA improvements were made to three campsites, bathhouses and Trading Post, recreation building and picnic area rest rooms. The Milton Harr conference center and swimming pool additions to

settling pond was constructed per DEP requirements for pool backwash waste. Most campsites were re-graveled and new bumper stops were installed. A large pony riding ring was constructed near the stables to make pony rides safer and more enjoyable. Two cabins were re-roofed.

up from previous years. New interpretive signs were installed and materials for an accessible walkway were purchased.

rooms and the administration building were re-roofed and campsites were graveled. The DOH assisted in re-opening a service road to Bowen Cemetery which will help alleviate vandalism problems in the cemetery and prevent such problems in the cabin area which is adjacent. The new pool has had a positive impact on camping occupancy as has the end of last year's drought conditions which lowered the lake to unuseable levels.

Bathhouse boiler was converted from fuel oil to propane gas operation. An automatic sprinkler system was installed at the park entrance flower beds. Brush was cleared from the Warm Springs Ridge hillside and rock and debris were cleared from the bottom of Warm Springs Run. A huge dead and dangerous sycamore tree was removed from the park grounds.

areas were constructed and new park bench swings were donated and installed around the lake. The first annual Kids Day was held with assistance from the Berwind Lake Fishing Association, the Wildlife and Law Enforcement divisions of DNR and WMA staff. A fishing tournament was held for kids under age 15 with an estimated attendance of 500.

the lodge were completed and opened for use. The conference center hallway and lodge rest rooms were wallpapered. Fire damaged Cabin 22 and repairs and renovations were quickly made. Furniture was reupholstered and walls were refinished in Cabin 5. The exterior staining project and roof replacement projects continued. Land additions included the purchase of Lindy and Pase Points.

### ***Blennerhassett Island Historical State Park***

The island suffered no major flooding during the past fiscal year. The Lions shelter underwent extensive renovations to enclose the building and convert it to a crafts center. With assistance from the Wildlife Section, DuPont and Hocking College, three deer 'enclosure'

### ***Bluestone State Park***

The ADA cabin was completed and opened for rental. Electric service was upgraded to the Meador Campground area, new telephone lines were installed to the park and a new and less costly phone system was installed. Three new computers were installed in the park office. Extensive renovations were completed on the assistant superintendent's residence. PEM repaired the snow damaged roof at the activities building. Major bathroom renovations were done to 20 cabins and included repairs to floors, walls, ceilings

### ***Bluestone Wildlife Management Area***

Renovations to the Ballard pavilion included installing new doors and ceiling fans, rest room renovations, hot water supply, drain lines and graveling the roadway. Flood repairs were done in-house after heavy rains. A bow range was constructed at the Indian Creek camping area to accommodate archers who could not use the rifle range. Trails were cleared by

### ***Cabwaylingo State Forest***

A new bathhouse was constructed at the group camp and a new rest room building was constructed at the Crum-Morgan picnic shelter. Cabin 11 was remodeled to meet ADA requirements. Handicap ramps were constructed at the Spruce Creek campground with donated materials. The old bridge to the swimming pool and group camp was removed and rebuilt to meet DOH guidelines. Two successful stream clean-up days were

### ***Cacapon Resort State Park***

The conference center and ADA cabin bond projects were completed and two lodge rooms were upgraded to ADA standards. The lodge elevator was installed, lodge wallpaper and lighting were upgraded, six cabins were rewired and new lighting was installed in the modern cabins. Several park buildings were re-roofed and electric upgrades were done to the stables, supply house, bathhouse, beach snack bar and park entrance

### ***Camp Creek State Park***

A new picnic shelter was constructed with assistance from the park foundation. The pump and water lines were replaced in the Farley Branch picnic area. The Division of Forestry removed several unsafe bridges on the forest side of the property. New sewer lines were installed at the residence, and deteriorated

fence areas were erected on the island. Hocking College has committed to a 10-year study of the island deer herds and their impact on the island vegetation. Estimated volunteer service to the park totaled 15,000 hours for the past fiscal year.

and shower stalls as well as painting. Flooring was sanded and refinished in 13 cabins and two cabins had the kitchen floor replaced. Three cabins were re-roofed. The swimming pool and bathhouse were repainted and the pool filtration system was replaced including intake and effluent lines and the electric controls. New contracts were signed for the marina concessionaire for an additional 10 years and with the Army Corps of Engineers for a renewal of the 25 year park lease.

staff and volunteer labor. One trail was made wheelchair accessible. Division of Highways assisted in grading and graveling 19 miles of roadway and cutting roadside vegetation. Playground equipment was installed in picnic areas and the beach area. Visitation was up from 1999, as was revenue.

held with more than 120 tons of trash, debris, tires and old appliances removed from the stream. New appliances were installed in several cabins. Several forest buildings were repainted including the group camp, shelters, vending building and pit toilets. All forest signs were repainted in the new color scheme. A computer was installed in the office. Donated playground equipment was installed in two picnic areas.

building. The DOH made modifications to the entrance of the park, installing turn lanes and improving safety. Residences were renovated, a parking area was added to the CCC shelter and the foundation renovated the tennis courts, completed new basketball and volleyball courts, continued trail maintenance and sponsored the annual Labor Day homecoming event.

stone fireplaces were removed and replaced with grills. New basketball goals constructed by the Mercer County Vo-Tech center were installed by park staff. New horseshoe pits were installed and trail signs were replaced where needed.

### ***Canaan Valley Resort State Park***

Two new wells were drilled to augment the water supply facilities at the park. ADA modifications were made to the rest rooms at the Clubhouse, Nature Center, Beach Club and outdoor pool. A park-wide walkway and step replacement program was implemented. The ski tower base restoration project

was completed on A and C lifts. The manhole restoration project was completed. A feasibility study was completed by Omni Associates for repairs to lodging units. Porches were replaced on Cabins 9 and 10. A new fence was installed at the outdoor pool.

### ***Carnifex Ferry Battlefield State Park***

Shelter rentals and overall revenue were up for the year. A new trail bridge and two handicap access ramps to rest rooms were constructed. The replica cannon was sandblasted, repaired and painted. Five buildings were stained outside and the picnic area renovations

continued with five new level sites added. The annual Civil War Weekend continued to be a success and to draw numerous visitors. A computer and a fax machine were added to the office and the Sign Shop produced a total of 1,284 signs for the year.

### ***Cass Scenic Railroad State Park***

Extensive renovations to the Feather River #3 locomotive were completed and the locomotive was renamed the Cass #11. A new boiler was received for the Heisler #6 engine. Underground electric line service was installed to Whittaker Station. The sprinkler system

was installed in the Country Store on the first two floors. The water treatment chlorine tank was installed at the water plant. Cottage 139 underwent renovations and other houses in town were re-roofed and had new porches constructed.

### ***Cathedral State Park***

All park buildings were stained. A bridge that was damaged by high water was repaired. Twenty tons of gravel were spread on Cathedral Trail, five new grills were installed in the picnic area and new signs and

posts were installed. The park suffered several months of severe drought conditions in late 1999 that required trucking water in from outside sources.

### ***Cedar Creek State Park***

The new ADA compliant bathhouse, parking area and pathways were completed with in-house labor. Two new ADA campsites were built and four other existing sites were upgraded to ADA standards. New picnic tables were built and installed in Shelter 1. A dechlorination system was installed at the sewage treatment plant. New swings and chains were installed

at the swimming pool and picnic area playgrounds. Part of the gas utility line was replaced at the campground entrance. Ongoing creek bank work continued in the campground area with debris and gravel removed in areas where the creek has had flooding problems. A new computer was installed in the park office.

### ***Chief Logan State Park***

This past year all of the park buildings and shelters were painted. The stable roof was re-shingled due to water leaks. The rest room at Mud Lick Hollow was wired and electric service run to the building. Water service was installed to Shelters 4, 5 and 6. Trails were cleared of fallen debris and cut back prior to hiking season. The dam was opened for temporary use during

spring trout season. A new bridge was built to the superintendent's residence. Construction began on the new conference center. The annual special events on the park included the Civil War Reenactment, Shawnee Living History Trail, Christmas in the Park light show and wildflower hikes.

### ***Coopers Rock State Forest***

The old Trading Post near the overlook was completely renovated. Exterior walls were moved, doubling the floor space for merchandise. The walls were covered with oak paneling and new floor tiles were

installed. The kitchen area was also renovated. Repainting of all forest signs in the new color scheme was completed.

### ***Droop Mountain Battlefield State Park***

Construction of a new accessible toilet and an outdoor stage were two of the most noticeable improvements at Droop Mountain Battlefield in FY 2000. Less noticeable were changes to the water distribution system, more frequent water testing, installation of new office equipment including a computer and fax machine

### ***Greenbrier River Trail***

The trail was designated by the White House as West Virginia's Millennium Legacy Trail, an honor given to one trail in each of the 50 states. Several ISTEAF funded projects were completed including painting the Clover Lick Depot, construction of rest rooms at Marlinton, paving the southern terminus parking lot and trail surface repairs. Rail and ties were removed on a one mile stretch near Cass, moving the northern

### ***Greenbrier State Forest***

The ADA bond project was completed at the pool bathhouse with the installation of an accessible women's shower and toilet and new stall partitions. Improvements to the cabin area was a major emphasis this year with exterior staining done, new vinyl flooring installed in kitchens and bathrooms in 12 cabins, new cooking utensils put in 12 cabins, four water heaters were replaced and window cranks were replaced. The ADA cottage was completed and opened for rental.

### ***Hawks Nest State Park***

Lodge room renovations made to all fourth floor rooms included plaster repairs and painting. Suite 430 was upgraded with a propane fireplace, new wallpaper, microwave, refrigerator, two televisions, two phones and new carpet. Installation commenced on the new air conditioner system for the lodge restaurant, lobby, conference room and gift shop. This equipment replaces the original equipment that failed. Security alarm systems were installed at the front desk, marina and tramway facilities. Cliffside hiking trail was re-

### ***Holly River State Park***

A new two bedroom accessible cabin was completed and opened for use as part of the bond projects. Bond funding was also used to renovate all four bathhouses and provide ADA access. Work at the campground bathhouse included new walkways, partitions, new countertops and lavatories, hot air hand dryers, new light fixtures and ceilings and exterior improvements. A new picnic shelter was constructed by park personnel with funding provided by the park

and construction of a small utility shed. A stone retaining wall was build near the residence as training for future projects. Numerous motorcoach and school groups toured the park, dozens of talks and presentations were given and design work began on a system of interpretive signs.

terminus closer to Cass. Culvert pipes were replaced along the trail where necessary, and extensive brush clearing was done by the Denmar inmate crew. Bids were accepted and a contract awarded for the first phase of FEMA flood repairs from Marlinton to the southern terminus. Work commenced during the summer of 2000.

Five stone fireplaces were rebuilt in the campground and four primitive campsites were developed for overflow camping. With outside assistance from the Wild Turkey Federation, Westvaco and Appalachian Power several wild turkey food plots were established. Special events held throughout the year included the Civil War re-enactments, wildflower hikes, National Trails Day and local scout day camps.

routed. The tramway passed the weight load test during spring inspections. Dinner theater and off season workshops continued to be featured to build off season revenue and occupancy. The Hawks Nest Golf Course was leased from Elkem Metals per legislative intent and the nine hole course was placed under state operation. Extensive capital improvements and repairs to the irrigation system, greens and buildings will be required and are being planned.

foundation. ADA improvements including ramps and walkways were installed at the activities building and the pool bathhouse. New electric service was installed to the office and restaurant. Septic system improvements were made to several areas including the maintenance shop and employee's quarters. Fifteen new grills were installed in the campground and a new footbridge was constructed on the Wilderness Trail.

***Kanawha State Forest***

A new filter system was installed at the swimming pool. The rest room near the pool was completely renovated with asbestos removal, new partitions, a drop ceiling, painting and the installation of insulation and heaters to allow the building to remain open year round. Construction began on the new Middle Ridge mountain bike trail with all work being done by volunteers. An ongoing program to remove the deteriorating stone fire

places throughout the campground and picnic area and installing new fire rings continued. The legislature passed a bill placing the forest under complete control of the Parks and Recreation Section of DNR. Special events this past year included the annual wildflower hikes, the Black Bear 40K Bike Race and the Rattlesnake 50K Ultra Run.

***Kumbrabow State Forest***

Cabin kitchen renovations included new counter tops, refinished sinks and new cabinets. Modifications were made to the cabin roof lines to allow for gutters to be installed over the doorways. Two new footbridges were constructed to ease access to the water falls. The office and residence were insulated. A new security

system was installed in the office/garage, maintenance shop and residence. The Glade Run picnic shelter toilet was modified and a pathway installed for ADA compliance. The ADA cabin was completed and opened for rental. New radio equipment was installed in forest vehicles and the office.

***Laurel Lake Wildlife Management Area***

New brochures were printed for the area. An 800 square foot concrete handicapped accessible fishing pier was installed at the lake. The office and residence were re-roofed and new gutters and downspouts were installed. New vinyl flooring was installed in the residence kitchen. Triad Mining Company donated

several loads of gravel which were used to gravel parking areas at the pool and office. DOH improved the entrance area by widening the road berm. Some signs were relocated and a new entrance sign was installed.

***Little Beaver State Park***

The bond project on the dam was completed. Accumulated silt was removed from the lake and the lake was refilled and stocked once the dam work was completed. Construction began on a new maintenance

garage with the foundation, block, walls and roof completed by the end of the fiscal year. The DOH cut a new road to the proposed campground location and graveled it.

***Lost River State Park***

A tractor storage shed was built at the maintenance area. New trash can holders and screen doors were built for the cabins. The floors and shower were replaced at Cabin 2 and the porch was screened in at Cabin 13. The upper pump house and dorm building were rewired and the office building was re-plumbed.

One cabin and residence were re-roofed. The two new bond cabins were completed and opened. Trails were cleared and new signs installed where needed. New windows were installed in the superintendent's residence and the kitchen cabinets were refinished.

***Moncove Lake State Park***

ADA improvements were completed on three campsites and the upper bathhouse. The gas storage building was completed. The newly constructed pool wrapped up its first full year of operation and swimming revenues showed a 1000 percent increase. Wall paneling was installed in the vending building. Both

campground bathhouses were renovated including new partitions and lighting. New playground equipment was installed near one picnic shelter. The Moncove Lake Foundation held their annual Kid's Fishing Derby and drew approximately 300 participants.

### ***North Bend State Park***

The final projects to make the lodge ADA compliant were completed this past year including an entrance ramp with handrails and lights, automatic door openers and designated parking spaces. New roofing was installed on seven cabins and cabin deck railings were replaced. The interior of River Run campground bathhouse was renovated and made ADA compliant. Construction began on the new Nature Center building

### ***North Bend Rail Trail***

Five hundred tons of stone were used to repair flood damage in Walker. Approximately three miles of trail surface damaged in the 1998 flood were repaired. Detour signs were installed around areas that still were not passable. In February 2000, the trail sustained additional flood damage and FEMA agreed to fund repairs. Metal railings were installed on bridges in Tollgate, Smithburg, Sheerwood and Central Station. Trail head signs were installed in Ellenboro and

### ***Panther State Forest***

A new parking lot was constructed at the Hurricane picnic area. Playground equipment was installed at three different locations throughout the forest. Walkways were constructed at the ADA pit toilets. The swimming pool bathhouse was re-roofed. New sewer

### ***Pinnacle Rock State Park***

A new trail was constructed that will connect the park to an off-site trail leading to the town of Bramwell.

### ***Pipestem Resort State Park***

The conference center construction was completed except for some finishing touches done by park staff. A large outdoor patio deck was constructed outside the Cardinal Room for use as an outdoor barbecue area and seating/overlook site for lodge guests. Work began on the McKeever Lodge kitchen expansion project. The lodge lobby and fifth floor hallway were remodeled. Sixteen cottage floors were sanded and

### ***Plum Orchard Wildlife Management Area***

A new ADA fishing pier was completed in the picnic area and a new boat dock was constructed near the dam. The Division of Highways cleared or replaced culverts and graveled part of the main road and campground road. A security gate was installed on

### ***Prickett's Fort State Park***

A dechlorination unit was installed in the wastewater treatment plant. A new walkway was built around the amphitheater rest rooms. New lights were installed

and meeting facilities. Most rest rooms on the area were painted inside. State operation of the restaurant continued and comments and feedback remained positive. February brought some of the worst flooding in the park history requiring many man hours of cleanup. All electric pedestals at River Run campground had to be replaced.

Pennsboro. The parking areas at both trail heads were graveled. Construction began on the first of three rest stops. At the Petroleum rest stop installation of a fire ring, concrete pad and 200 square foot shelter was completed. A six wheel drive grader was donated to the trail by a North Bend Rail Trail Foundation member. The grader allowed the crew to grade and ditch approximately 25 miles of trail.

lines were installed at the residence and swimming pool. The group camp barracks were painted. The superintendent's residence was rewired. A spring clean up was done which involved hauling away five dump truckloads of debris and old tires.

An overlook deck was constructed on the top of Pinnacle Rock to provide a safe viewpoint.

refinished and six cottage bathrooms and kitchens were remodeled. New ceilings were installed in the McKeever lobby, game room and exercise room. ADA improvements were made to the game room. Large scale repairs were made to the golf course irrigation piping and valve system. A booster pump station was completed for the potable water system.

Scarbro Road near Beech Bottom campground. Major repairs were made to the storage building including foundation repairs, drains, new gutters and a 350 square foot addition. A riding mower, rental boat and patrol boat were purchased during the year.

along the rest room walkway and the outside of the office building was painted. New windows were installed in the superintendent's residence.



### ***Seneca State Forest***

New accessible vault toilets were completed at the picnic area and lake, and a standard toilet was completed at Cabin 2. This completed a six year program to replace all public toilets on the forest. The foundation of Cabin 2 was partially rebuilt and a new stairway installed to the porch. Several cabin lawns were renovated with landscaping and seeding. Cabin 5 received additional windows and new lighting to brighten the interior. Other cabin improvements included staining, installation of porch swings,

construction of new hearths and attic renovations to prevent vermin entry. Bond project repairs to the dam were completed by the contractor and in-house improvements included new ADA fishing and dock facilities and pathways. The ADA cabin was completed by the contractor and the well shelter, woodshed, parking area and vault toilet were completed by forest staff. The last of the forest signs were repainted in the new colors and the forest held regular weekly recreation programs during the summer months.

### ***Stonewall Jackson Lake State Park***

The annual National Hunting and Fishing Day celebration drew an estimated 15,000 visitors, making it the largest event in the West Virginia State Park system and the second largest Hunting and Fishing Day celebration in the country.

The public/private development venture got well under way this year. Construction on the Arnold Palmer signature golf course was approximately 50 percent completed and the clubhouse road and site preparations were underway. Site preparations for the lodge were nearly complete. Utilities were installed to the cabin area and cabin foundations were under construction as well. Electrical line upgrades were done to accommodate the higher future demand.

Revenue, attendance and occupancy percentages continued on an upward trend. Few vacancies were available on the houseboats during the peak months after Memorial Day. ADA improvements were made to the campground bathhouse and several marina anchoring cables were replaced.



### ***Tomlinson Run State Park***

The lake dredging project was completed and the lake refilled. The office building was re-roofed, rewired and painted. Group camp cabins and residences were also re-roofed. A new maintenance building and two

pit toilets were constructed with park foundation funding. New waterlines were installed at the swimming pool and assistant superintendent's residence. ADA improvements to the boat dock were completed.

### ***Tu-Endie-Wei State Park (Formerly Point Pleasant Battle Monument)***

New locust tree posts were installed on the mansion house porch to support the roof. The rest room building received a fresh coat of paint. One hazardous tree was removed and two other large trees had dead wood pruned out of them. The Division of Forestry donated several American Chestnut trees that were planted throughout the park. Special events for the year

included the annual Battle Days and Point Pleasant Regatta events as well as a new program in cooperation with the Point Pleasant Artists Series to expand the number and variety of programs offered on the park. The park name officially changed to Tu-Endie-Wei State Park.

### ***Twin Falls Resort State Park***

Two major projects included improvements to the water system and road construction. With the assistance of PEM and the local public service district, part of the park water system was replaced and the park was tied into the local PSD water system. A section of the Black Fork road was relocated and that project is now in its second phase. The Division of Highways assisted with paving cart paths and the driveway to the new ADA cabin. The ADA cabin was opened this year and a number of upgrades also were made to the other cabins, including re-roofing five cabins. The

### ***Tygart Lake State Park***

New carpeting was installed in the lodge lobby, lounge, hallways and conference rooms. Replacement of gutters, drains and landscaping was completed on the front of the lodge. Propane fuel service was installed at the restaurant and new grills and refrigerators were purchased. The swimming area bathhouse was renovated in-house with new counters, lighting, fixtures, electric service, partitions and a new laundry room. The bathhouse and ten cabins were reroofed by a

### ***Valley Falls State Park***

Parking lots were expanded and graveled at the office and picnic areas. Drainage improvements were made around the office and maintenance shop building.

### ***Watoga State Park (Includes Calvin Price State Forest)***

The lake bond project was completed and the lake was refilled and stocked. The water and sewer bond project was completed in the cabin area and the new ADA cabin also was completed. ADA improvements were also made to campsites and bathhouses. The last of the cabin rewiring and relighting project was completed. This included new wiring, breaker boxes, light fixtures and service drops. The park roads in the cabin and campground areas were paved. DOH began repairing and upgrading Laurel Run Road by installing

### ***Watters Smith Memorial State Park***

ADA improvements were completed at the pool. A new security alarm system was installed in all buildings. New HVAC equipment was installed at the museums and gift shop. New garage doors were installed on the maintenance building. A new volleyball court and

interior of the lodge was painted and new carpeting was installed in public areas and half of the guest rooms. One guest room was remodeled to meet ADA requirements. The ongoing drainage problems on the golf course were tackled with new drain lines installed and an overall plan being developed with PEM assistance. The Fox Hunter Point campground bathhouse was remodeled and the park electrical service was upgraded with over a mile of primary distribution line replaced.

contractor. The public rest rooms at the park office, marina and picnic areas were remodeled with new counters, sinks, lighting and ADA accessibility. Twenty new picnic tables, six grills and a mini shelter were installed in the picnic areas. Flood damage repairs at the campground included ditching, new culverts and a new pathway to the bathhouse. The shop floor was completely replaced, including joists.

Two footbridges were built, trails were cleared and brush and trees cut back as needed. Fallen and hazardous trees were removed from the picnic area.

new culverts, clearing ditches and grading. DOH bridge crews made significant repairs to the stone walls along Island Like Road. Residences, one cabin and the maintenance shop were re-roofed. Bathrooms and kitchens were renovated in Cabin 10 and 17. Grills were installed in campsites, new coin washer and dryers were installed in campground laundry rooms. The local high school carpentry class pre-fabricated a pit toilet and woodshed which were installed in the park.

horseshoe pit were constructed at the activity building. Trails were cleared and blazed. Park fencing was repaired. The bathhouse, picnic shelter, office and concession stand were painted.

## PLANNING/ENGINEERING/MAINTENANCE SECTION

Following is the status of Planning, Engineering and Maintenance projects from July 1, 1999, to June 30, 2000.

### ***The following construction projects were completed between July 1, 1999, and June 30, 2000.***

- Audra - Water System Extension to PSD
- Babcock, Bluestone, Twin Falls and Greenbrier - Accessible Cabins
- Beech Fork - Cabins and Campground Improvements Contract 1
- Beech Fork - Cabins and Campground Improvements Contract 2
- Blackwater Falls - Cabin Sewage Treatment Plant Replacement
- Blackwater Falls - Conference Center
- Blackwater Falls, Cacapon, Lost River and Tygart - Accessible Cabins
- Bluestone - Pool Filter Replacement
- Cabwaylingo - Group Camp Bathhouse
- Cacapon - Conference Center and Front Desk Renovations
- Cacapon - Water Well #3
- Canaan Valley - Recreation Building Fire Damage Repairs
- Canaan Valley - Water Wells
- Cass - Whittaker Station Water Chlorination
- Chief Logan - Bear Exhibit
- Greenbrier River Trail - Water Wells
- Hawks Nest - Lodge Chiller Replacement
- Holly River, Watoga, Kumbrabow and Seneca - Accessible Cabins
- Little Beaver - Dam Improvements
- North Bend - Conference Room Addition
- Pipestem - Conference Center
- Pipestem - Conference Center Walk Bridge
- Seneca - Dam Improvements
- Tomlinson Run - Lake Dredging
- Twin Falls - Water System Extension to PSD
- Watoga - Dam Improvements and Lake Dredging

### ***The following projects were under construction as of June 30, 2000.***

- Cacapon - Golf Cart Path Paving
- Chief Logan - Conference Center
- Chief Logan - Vo-Tech Cabin
- Greenbrier River Trail - Flood Damage Repairs
- Pipestem - Kitchen Expansion
- Stonewall Jackson Lake - Lodge, Conference Center and Golf Course

### ***Bids were being solicited, but purchase orders or notice to proceed not yet issued as of June 30, 2000.***

- North Bend Rail Trail - Flood Damage Repairs
- Pipestem - Par 3 Cart Path Paving

### ***Plans and specifications were being prepared for the following projects as of June 30, 2000.***

- |   |               |
|---|---------------|
| • Audra - Swimming Area Bathhouse Renovation        | 0% complete   |
| • Beech Fork - Cabin Road Slip Repair               | 0% complete   |
| • Beech Fork - Pool Deck Subdrains                  | 0% complete   |
| • Beech Fork - Pool Fence Extension                 | 0% complete   |
| • Berkeley Springs - Spring House Renovation        | 100% complete |
| • Berwind Lake - Primitive Campground               | 0% complete   |
| • Blackwater Falls - Lodge Room Renovation          | 0% complete   |
| • Blennerhassett - Ramp                             | 50% complete  |
| • Boone County Park - Golf Course Feasibility Study | 100% complete |

• Cabwaylingo - Pool Renovation	100% complete
• Cabwaylingo - Vo-Tech Cabin Site Work	0% complete
• Cacapon - Golf Course Irrigation System	0% complete
• Cacapon - Water Well No. 3	0% complete
• Canaan Valley - Parking Lot Light Pole Replacement	0% complete
• Canaan Valley - Pool Renovation	0% complete
• Canaan Valley - Sleeping Unit Repairs	0% complete
• Canaan Valley - Water Well Connection	0% complete
• Carnifex Ferry - Asbestos Roof Replacement	75% complete
• Cass - Country Store Roof Repairs	0% complete
• Cass - Country Store Sprinkler System	100% complete
• Cathedral - Water Well	0% complete
• Cass - Water Tank Replacement	100% complete
• Chief Logan - Locomotive Shelter	100% complete
• Coopers Rock - Campground Water System Improvements	25% complete
• Greenbrier River Trail - Pool Renovation	10% complete
• Hawks Nest - Golf Course Irrigation System	50% complete
• Hawks Nest - Tennis Courts	0% complete
• Kanawha State Forest - Ballfields	0% complete
• Kanawha State Forest - Residence	0% complete
• Lost River - Cabin Area Sewer Extension	100% complete
• Moncove Lake - Residence	0% complete
• Lost River - Bed and Breakfast Feasibility	25% complete
• Lost River - Cabin Furniture	25% complete
• Lost River - Jacuzzi	25% complete
• Lost River - Playground	25% complete
• Pendleton County Park - Feasibility Study	95% complete
• Pipestem - Loading Dock Modifications	0% complete
• Pipestem - Lodge Boiler Replacement	0% complete
• Pipestem - Mountain Creek Lodge Efficiency Units	0% complete
• Point Pleasant - Museum Roof Replacement	0% complete
• Prickett's Fort - Residence Renovation	0% complete
• Watoga - Walk Bridge at Spillway	0% complete
• Twin Falls - Cabin Renovation	0% complete
• Twin Falls - Golf Course Drainage Improvements	10% complete

### **COMMUNITY WORK EXPERIENCE PROGRAM (CWEP)**

In 1999-2000 this program provided the following benefits:

- 25 participants for 12 state recreation areas.
- 8,058 hours of maintenance, crafts and general service work.
- \$41,498.70 of federal funds.

### **GOVERNOR'S SUMMER YOUTH PROGRAM (GSYP)**

The following benefits were provided by the Governor's Summer Youth Program:

- 222 enrollees, divided into 38 crews serving 29 state recreational areas.
- 38 supervisors
- 2 office clerks
- \$125,000 of estimated federal funds

Crews assisted with general park maintenance. Tools and personal safety equipment were purchased as needed.

## PROGRAMMING, PROMOTIONS AND PUBLIC INFORMATION SECTION

The Programming staff consists of an administrator who not only serves as a resource for park personnel in the area of event planning, advertising, marketing, and interpretation, but also schedules and coordinates printing schedules and oversees distribution of brochures and responses to e-mail requests; a part-time marketing specialist who handles media contacts, press releases, public information and assists with advertising placement; a full-time park activities coordinator who administers statewide programs such as the Very Important Parks Person (VIPP) and the Hiking West Virginia Program, works with school groups and civic organizations, organizes special events, and manages the seasonal nature/recreation program. The staff has grown over the past several years to include a staff photographer and graphic artist.

The Programming Section has expanded over the years to include responsibilities such as event planning, advertising, marketing, gift certificate sales and camping buck sales, developing new statewide programs, coordinating volunteer activities, media contacts as well as interpretive and hospitality training. The office coordinates the publication and distribution of all park brochures and literature. This year the section welcomed the addition of a graphic artist position which completed a unit reorganization. The programming section also acts as a liaison with the West Virginia Division of Tourism.

Through the nature and recreation programs held at state parks and forests, guests and visitors are stimulated to develop an appreciation and awareness of our natural environment. This understanding of natural resources and their importance in our daily lives leads to a commitment to the management and conservation of those resources. Education through these weekly programs is a key element in the motivation to protect and support West Virginia's natural areas. Nature and recreation programs also provide opportunities for recreational activities and entertainment in state park or forest settings. These dynamic programs are evaluated and adjusted so that they may always meet the goals of the nature and recreation program. By hosting special events and entertainers, the mission to satisfy guests and to promote a positive image is fulfilled. There were more than 200 special events held in fiscal year 1999-2000. Summer attendance figures indicate that 90,000 visitors enjoyed the seasonal programs. Total attendance for the year was approximately 200,000 visitors.

Volunteers play an important role in West Virginia state parks. They may act as a campground host, golf course starter, lead an interpretive hike, work at a museum or be a member of a park foundation. During 1999, volunteers recorded 20,460 hours in West Virginia state parks and forests. At a hourly minimum wage rate of \$5.15, state parks enjoyed a contribution of \$105,369 in volunteer services.

The Programming Section was responsible for the coordination of out-of-state travel shows in FY 2000 and during that year, state park employees staffed travel booths at shows in Cincinnati, Cleveland, Charlotte, Pittsburgh, Chantilly and Toronto, Canada. Travel shows provide a means to reach a large number of people who are interested in all types of recreational activities. During FY 2000, the market focus was golf, outdoor sports and vacation travel. A giveaway was held at each show and the names and addresses on giveaway slips were compiled into a database which will be used for research as well as promotional purposes.

This Section also provides information on special events, discounts, and park news to various media throughout the state. It also responds to media requests for information and offers materials, photos, and story ideas. Many contacts have been established and several article opportunities have been identified. Press packets on new facilities and improvements funded by the \$44 million dollar bond sale by the state legislature have been circulated to the media throughout West Virginia and in adjacent states. Information provided by these press packets produced featured stories in various newspapers.

An advertising plan produced by Charles Ryan Associates co-ops the advertising plan of the Division of Tourism. All advertising is financed by lottery funds which also provide money for brochure reprints, discretionary advertising for individual parks, travel show participation and an annual meeting planners reception. The majority of advertisements targets families with three to five members with college educated parent(s) and a \$75,000 plus yearly household income. While various ads are placed throughout the year, a significant amount of advertising in contiguous states of West Virginia is scheduled during the off-season. Plans for 2000 include the placement of advertising in targeted markets and the completion and distribution of a general coffee table brochure on West Virginia State Parks and Forests.

The Photography Unit recently acquired a high resolution film scanner which is capable of scanning images from several formats and sizes of either black and white or color negatives or color transparencies at a resolution of 2820 dots per inch. These images can then be cleaned, color corrected and edited to be used in brochures, advertisements, or other publications and documents. Once scanned, these images can be saved in various graphic file types including JPEG, TIFF, Bitmap, etc., on a zip disk or CD. The images can also be e-mailed or printed via high resolution photo stylus color ink jet printer. This new equipment greatly expands the capabilities of the Photography Unit and will be used primarily to support the Graphic Design Office.

A recent addition to the Programming Section is the Graphic Design Office. This office is primarily responsible for all promotional items and art work for the entire West Virginia state parks system and is also available to serve other sections within the Division of

Natural Resources. From brochures, advertisements, flyers, and programs to posters, dishware, web art, and puzzles — all are designed, produced and packaged for printing or web use here. The primary objective of the Graphics Design Office is to design and maintain a consistent and pleasing public image for West Virginia state parks as a whole and for individual parks within the system. Currently, this office is developing what is known as a "branding" scheme by creating specific publication layouts, colors and logos tailored to each West Virginia state park and forest. This idea of "branding" is exemplified by the state parks general brochure, the meeting planners advertisements, and the redesigned individual state park and forest brochures. During the last fiscal year, the Graphics Office produced in excess of 160 publications (including brochures, programs, letterhead, flyers, etc.) and 130 advertisements (color and black/white) for West Virginia state parks and forests.

# PUBLIC INFORMATION OFFICE

*HOY MURPHY, PUBLIC INFORMATION OFFICER*

The DNR Public Information Office was established in 1986 to provide a strong, unified public voice for the Division of Natural Resources, and to facilitate improved communications within the Division. The public information officer reports to the director and acts as the official DNR spokesman for news media inquiries.

The public information officer also works with the governor's office to coordinate announcements relating to DNR projects, such as the annual Governor's Conference on the Environment, Make It Shine Awards, and Recycling Grant announcements.

The office serves as the central point for media inquiries about DNR's many activities. Information for the general public is made available through news releases sent through fax transmissions to news organizations throughout the state and interested news organizations in surrounding states. Copies of the releases are mailed to an extensive list of free-lance outdoors writers and magazines targeted towards hunters and anglers, and outdoors recreationists. In 2000, an e-mail subscription list was established in which news releases are sent to reporters and others interested in DNR activities. These news releases also are posted on the DNR web site, where they are archived and remain available for review. In addition, numerous personal contacts are made with individual reporters in the promotion of events such as Earth Day, Adopt-A-Highway Cleanups, and Hunters Helping the Hungry.

The public information officer is the designated contact for all Freedom of Information Act requests directed to the Division. FOIA requests are received almost weekly.

The public information officer sometimes reviews DNR-related publications prior to printing and distribution, and compiles information and designs the annual report using computer desktop publishing.

The public information officer also is responsible for compiling information that is included in the bi-weekly DNR employee newsletter. In 1993 the addition of desktop publishing capability made possible an

attractive redesign of news releases, the DNR Employee Newsletter, and other brochures, flyers, and publications.

Since March 1993, the Public Information Office has been in a partnership with the Video Services department of the West Virginia Library Commission to produce a weekly half-hour program entitled "Your DNR," which features interviews with division personnel to promote and explain DNR activities and policies. The program is seen twice each Thursday on Charter Communications in Charleston and on about 40 other cable systems in West Virginia, Ohio, Kentucky, and Virginia.

The public information officer represents DNR on the State Employees Suggestion Award Board, the Building 3 Emergency Evacuation Team, the national Association for Conservation Information, the national Association of Government Communicators, and the Hunter Safety Public Service Announcement program sponsored by the U.S. Fish and Wildlife Service.

The public information officer heads the DNR Internet Committee, which completed creation and publication of the DNR web page in December of 1998 at the address [www.dnr.state.wv.us](http://www.dnr.state.wv.us). Information about hunting, fishing, wildlife watching, state parks, environmental education, law enforcement and all news releases are available on the DNR web page, and that information is updated frequently. Trout stocking reports are posted daily during the stocking season in the late winter and spring months, and these postings receive the second most number of views on the State Government Internet server. Other agency web pages placed online this year include State Parks at [www.wvparks.com](http://www.wvparks.com) and *Wonderful West Virginia* magazine at [www.wonderfulwv.com](http://www.wonderfulwv.com)

The public information officer also heads the State Fair of West Virginia committee, which plans and implements the DNR displays at the State Fair held each August in Lewisburg, West Virginia. In 1998 a State Parks Day at the Fair was instituted successfully, and it has been a popular feature at subsequent fairs.

# REAL ESTATE MANAGEMENT SECTION

*JAMES H. JONES, CHIEF*

The Real Estate Management Section serves the Division and the State in many capacities. The two primary responsibilities are the supervision and administration of the Division's land acquisition and real estate title documents program and the administration of the Public Land Corporation. These

main functions involve the acquisition, exchange, transfer or disposal of land and improvements, the real estate title documents for the Division and many other state agencies, and the everyday administration of the real estate title once lands are acquired.

## LAND ACQUISITION

The acquisition function is accomplished by purchase, lease, condemnation, donations, bequests and exchanges. It involves various procedures such as the collection of legal data from county courthouse records, negotiations with property owners to obtain options to purchase and/or leases, detailed physical inspections of all types of real estate, the preparation of analytical narrative appraisal reports of fair market value, the holding of public hearings, and the preparation of various real estate title documents and real estate quantitative and status reports.

The various procedures of the Real Estate Management Section deal with the preparation, execution, recording, and file keeping of such legal documents as deeds, leases, license agreements, rights-of-way, joint interagency agreements,

easements, land purchase invoices, and numerous other types of state and federal agencies, permits, applications, agreements, and contracts. Very close liaison is carried on with the attorneys assigned to the different acquisition and court case projects and legal work for this office by the State Attorney General's Office. All contract boundary survey work is handled by this office, as well as all contract fee appraisal work and all other consultants such as engineering, oil, gas and coal. The primary land acquisition program and the real estate related activities are on behalf of the West Virginia Bureau of Commerce, Division of Natural Resources, in the acquisition of lands for the Parks and Recreation and Wildlife Resources Sections and for the Division of Forestry. Also, through the Public Land Corporation, many other state, county and local governments are provided real estate services.

## PUBLIC LAND CORPORATION

The Public Land Corporation holds for the State the title to the beds of navigable/floatable rivers, creeks and streams totaling some 34,000 miles or some 5,000 named waterways in the state. In the past year, 588 right-of-entry letters were granted to governmental agencies, companies and/or individuals to conduct construction activities in the state rivers, creeks, and

streams, and 484 right-of-way licenses were granted for pipelines, underground or underwater cables and overhead power and telephone lines across the waterways, and 110 large stream structure agreements were granted for such things as bridges and culverts.

## OTHER FUNCTIONS

Other related functions of this Section are the responsibility for the maintenance of the Insurance Risk Management Program as it pertains to this Division's real estate holdings, which includes an up-to-date record of some 1,391 structures for insurance coverage of each building or structure in the Division. Of these 1,391 buildings and structures, some 316 have an insured value of \$100,000 or more each.

The Section is also responsible for the up-to-date inventory of all state-owned lands that are held,

managed, and/or operated by other state agencies, offices, boards, and/or commissions, etc., which total 30,000 acres.

In all, the Division of Natural Resources presently owns or long-term leases and operates 489,531 acres of land with partial mineral rights and holds title to 34,000 miles of the state's river and creek beds. Division of Natural Resources lands are broken down into 281,871 acres owned and 207,660 acres leased, and encompass some 317 separate areas of various



forms of recreation and natural or historical significance for the use and benefit of the citizens of West Virginia and its visitors. As is apparent, the Division of Natural Resources is the largest landholder of all state agencies in that of the total state lands inventory of 519,531 acres,

this Division holds title to 489,531 acres of land and 34,000 miles of rivers and stream beds. These totals do not reflect the 35,000 miles of roads and highways rights-of-way held by the Division of Highways.

### PROPERTIES ACQUIRED

	<u>Acreage</u>
<b>Allegheny WMA</b>	
Masteller Coal Company	321.41
<b>**Beury Mountain WMA</b>	
Thayer Coal and Trust	3,061.00
<b>Bowden Fish Hatchery</b>	
United States of America	43.40
<b>Blackwater Falls State Park</b>	
Allegheny Wood Products, Inc.	16.02
Allegheny Wood Products, Inc.	1.22
Allegheny Wood Products, Inc.	2.38
Allegheny Wood Products, Inc.	6.75
Allegheny Wood Products, Inc.	39.71
Allegheny Wood Products, Inc.	20.58
Allegheny Wood Products, Inc.	5.02
<b>Braxton County</b>	
Dan J. Feriozi "coal only"	102.00
<b>Canaan Valley State Park</b>	
Jacqueline Bennett Cox	13.71
<b>Chief Cornstalk WMA</b>	
Jorja L. Williamson	95.00
<b>Edray Trout Hatchery</b>	
Mary Frances Barlow	13.236
<b>Franklin State Police Detachment</b>	
<b>"By the PLC on behalf of the West Virginia State Police"</b>	
Reed O. Hammer	0.625
<b>Great Cacapon PAS</b>	
D'arcy Danielson Etal	13.103
<b>Greenbrier River PAS</b>	
Jiffy Foam, Inc.	4.10
<b>Hawks Nest State Park</b>	
Larry A. Deitz	127.50
Larry A. Deitz "coal only"	120.00

<b>Monongalia County</b>	
Pursglove Coal Mining Company "coal only"	562.05
<b>Potomac River PAS</b>	
Mary Beth DeWalt	0.70
<b>Thorn Creek WMA</b>	
Dixon Lumber Company	346.85
<b>Underwood WMA</b>	
CNG Transmission	2,072.00
<b>Wallback WMA</b>	
Evans Lumber Company	98.00
Herby F. Gray Estate	110.00
<b>Webster County</b>	
Anne E. Deitz "coal only"	1,238.50
Dan J. Feriozi "coal only"	424.52
Dan J. Feriozi "oil and gas only"	50.00
Dan J. Feriozi "coal only"	521.41
Dan J. Feriozi "oil and gas only"	260.91
<b>West Central Juvenile Detention Center</b>	
<b>"By the PLC on behalf of the Division of Juvenile Services"</b>	
Wood County Commission	0.902
Wood County Commission	2.140

#### LAND LICENSED OR LEASED TO DNR

	<u><b>Acreage</b></u>
<b>Airport PAS</b>	
Logan County	6.90
<b>Bluestone Lake State Park</b>	
Corps of Engineers	1,641.00**
<b>Bluestone WMA</b>	
Corps of Engineers	17,6321.46**
<b>Chapmanville PAS</b>	
Division of Highways	1.06
<b>Fairmont PAS</b>	
City of Fairmont	.034
<b>French Creek Embayment PAS</b>	
Riverview Rental LLC	.25
Clarice Williams	.50

<b>Hughes River WMA</b>	
Westvaco Corporation	10,000.00**
<b>Montgomery Rifle Range</b>	
City of Montgomery	26.72
Eastern Associated Coal Corp.	135.00
<b>Mountwood Rifle Range</b>	
Wood County Parks & Recreation Commission	15.00
<b>Putnam County Wetland</b>	
American Electric Power Company	65.00
<b>Sand Hill WMA</b>	
Dennis O'Brian Estate	0.05
<b>Second Creek FFA</b>	
Rockwell P. Ward	2.869**
<b>Springfield WMA</b>	
Westvaco Corporation	9,459.85**
<b>Thomas Lake PAS</b>	
City of Thomas	0.50
<b>Underwood WMA</b>	
Roger G. Rulong Sr. Etux "1/6 Interest"	145.22
<b>Wardensville PAS</b>	
Town of Wardensville	1.50
<b>Webster County PAS</b>	
Joyce Moore	4.76
<b>Wiley Ford PAS</b>	
Potomac Highlands Airport Authority	1.80

**\*\* Renewals not included in summary of new acreages**

**\*\*\* Acreage not included in summary of new acreages**

	<b><u>Acreage</u></b>
23 parcels acquired	3,354.35
0 releases; reverters; exchanges	0.00
20 parcels licensed or leased	404.24
0 sales	0.00
8 minerals only (no surface)	<u>3,279.39</u>
Net increase for FY 1999-2000	<u>3,758.59</u>

## OPTIONS TO PURCHASE OBTAINED

	<u>Acreage</u>
<b>Anawalt Lake WMA</b>	
Pocahontas Land Corporation	1,690.00
<b>Chief Cornstalk WMA</b>	
Facemyer Timber	362.00
Jorja L. Williams	95.00
<b>Edray Trout Hatchery</b>	
Mary Frances Barlow	13.236
<b>Thorn Creek WMA</b>	
Dixon Lumber Company	346.85
<b>Underwood WMA</b>	
CNG Transmission Corporation	2,072.00
<b>Wallback WMA</b>	
Doris Acree	6.70
Herby F. Gray	110.00
Pauline Pauley	6.40

## PARCELS IN PROCESS OF ACQUISITION

	<u>Acreage</u>
<b>Brooke County (for a WMA)</b>	
Starvagg Industries, Inc.	1,309.00
<b>Cabwaylingo State Forest</b>	
Loretta Browning	0.85
<b>Canaan Valley State Park</b>	
Jacqueline Bennett Cox	18.71
<b>Chief Cornstalk WMA</b>	
Facemyer Timber and Land, Inc.	362.00
<b>Greystone PAS</b>	
Red Creek Ranch, Inc.	1.00
<b>South Fork Hughes River PAS</b>	
Eldon Haught.	0.539
<b>Thorn Creek WMA</b>	
Neil Adkins	5.30
<b>Tug Fork WMA</b>	
Penn Evergreen Log, Inc.	2,308.00
<b>PARCELS IN PROCESS OF ACQUISITION: 8</b>	
<b>TOTAL ACREAGE:</b>	<u><b>4,005.399</b></u>

## PARCELS INVESTIGATED

<b>Number of Parcels</b>	<b><u>Acreage</u></b>
64 Wildlife Management (hunting)	212,987.00
8 Wildlife Management (fishing)	6,959.00
1 Wildlife Management (wetland)	65.00
9 Parks	1,451.00
8 Forests	746.00
13 Public Access Sites	<u>32.60</u>
<b>103 Parcels Investigated</b>	<b><u>222,240.60</u></b>

## ENGINEERING AND SURVEY CONSULTANTS

The Section prepared and processed the required agreements and purchasing forms for engineering and survey services on six (6) projects. These projects

included boundary surveys, drafting/mapping, mineral analysis and other related services.

## APPRAISALS

The staff appraiser completed market analyses and/or appraisals on eight (8) tracts of land and completed four (4) appraisal reviews. The staff appraiser also

prepared and processed short-term consultant services agreements for the appraisal of four (4) tracts of land by independent fee appraisers as consultants.

## PROPERTY MANAGEMENT

The Real Estate Management Section prepared and processed, through various stages of completion, 70 documents relating to the use of the Division of Natural Resources' real estate holdings. These documents included lease agreements, license agreements, easements, mitigation agreements, and amendments and supplements to other existing agreements. Land rights covered by these agreements included road

rights-of-way, power line, cable line, water line, sewage line, and gas and oil line rights-of-way. The processing of these agreements required close communication with various field and central office personnel with various other sections of the Division of Natural Resources and with the Bureau of Commerce, Division of Agriculture, Division of Tourism, Division of Forestry, and other state, county and local governmental offices.

## PUBLIC LAND CORPORATION

The main function of the Public Land Corporation is to hold title to the beds of the navigable/floatable streams within the State of West Virginia, and, therefore, to exercise control over the following activities involving these real estate resources:

- Dredging and/or pumping of sand, gravel, and derelict coal from the beds of the navigable/floatable streams in the state.
- Leasing areas of the beds and under the beds of the navigable/floatable streams for the purpose of exploring for oil, gas, and other minerals.

•Utilizing the beds of the navigable/floatable streams for the purpose of crossing or placing in the streams pipelines, fords, submarine cables, culverts, bridges, low water bridges, dams, dikes, commercial docking, loading and mooring facilities, recreational marinas and other structures.

•The Public Land Corporation also holds title to all state lands to which the title is not specifically by law vested in any other state agency, institution, or department.

During FY 1999-2000, the various types of in stream construction activities that were approved were channel changes, bridge construction, culvert construction, gravel removal, ford preparation, stream bank protection, water impoundments, fills, and pipeline construction.

During FY 1999-2000, right-of-way or license agreements were issued for gas, water and sewer

pipelines, underground and overhead telephone, power and fiber optic cables and loading, docking and mooring agreements.

Licensed commercial sand, gravel and coal dredging and/or pumping operations produced 456,063 tons of sand and gravel and 8,665 tons of coal from the beds of the navigable/floatable streams in 1999-2000, as reflected below:

#### **1999-2000 Commercial Dredgers Report Total Tonnage Used**

<b>Company</b>	<b>River/Creek</b>	<b>Type</b>	<b>Tons</b>
Mingo Coal & Coke, Inc.	Big Sandy River	Coal	7,170.00
Voyager Coal Co.	Kanawha River	Coal	1,495.00
Sharrel Brown	Huff Creek	Sand & Gravel	439.00
Martin Marietta	Ohio River	Sand & Gravel	451,457.00
Mullins Development	Guyandotte River	Sand & Gravel	2,817.00
O. M. Perry	Guyandotte River	Sand & Gravel	1,350.00

#### **MEETINGS, CONFERENCES AND COURSES ATTENDED**

- (1) Technical staff attended Appraisal Standards Course
- (2) Technical staff attended Appraisal Renew Course
- (3) Technical staff attended Bi-Annual Wildlife Section Workshop
- (4) Technical Staff attended Annual COE Meeting
- (5) Technical and clerical staff attended Annual Governor's Conference
- (6) Clerical staff attended IS&C Access 97 Level 1, 2 and 3 Classes

#### **PUBLIC HEARINGS HELD**

- (1) Held a public hearing on the competitive bid sale of 42.25 acres, m/l, in Summers County, on behalf of the Department of Agriculture.
- (2) Held a public hearing on the exchange of property by and between the Wildlife Resources Section and the adjacent landowners at Woodrum Lake WMA.

#### **PUBLIC LAND CORPORATION SALES, TRANSFERS, EXCHANGES COMPLETED ON BEHALF OF OTHER STATE AGENCIES**

- (1) Sold by competitive bid sale .99 acre of land in Hardy County known as the former Moorefield State Police Detachment that had been determined surplus property by the West Virginia State Police.

# WILDLIFE RESOURCES SECTION

*BERNARD F. DOWLER, CHIEF*

The Wildlife Resources Section is responsible for the management of the state's wildlife resources for the use and enjoyment of our citizens. The primary objective of the Section is to maintain and perpetuate

fish and wildlife at levels compatible with the available habitat, while providing maximum opportunities for recreation, research and education.

## ADMINISTRATION

### ***Promotion and Outreach***

The Wildlife Resources Section continued its promotion of wildlife resource recreation in West Virginia using funds made available for that purpose through the Division of Tourism's Lottery allocation of approximately \$275,000. A weekly program on commercial television highlighting fishing and hunting opportunities, wildlife resource recreational facilities and all aspects of the Section's efforts is a primary thrust of the promotional effort. Assistance in the production of four television commercials for wildlife resources recreation in West Virginia was provided. Another program focuses on fishing methods and techniques. These funds were used to continue the broadcast of a weekly radio program distributed through a statewide network to 55 stations. Hunting and fishing in West Virginia was also promoted in four national publications and two regional publications. In addition to these efforts, the Section advertised wildlife resource recreational opportunities in statewide publications and attended two large exhibitions for hunters and anglers in two adjacent states.

Wildlife Resources is responsible for producing approximately 87 publications. During the year three new publications were created and nine were revised and republished. Numerous other materials were printed, such as posters, applications and annual publications about harvest rates and hunting outlooks. The Section continues to produce, in cooperation with an instate publisher, two editions of a statewide magazine that deal exclusively with wildlife resources and hunting and fishing opportunities and techniques. Through a coordinated statewide effort a weekly report on hunting, fishing and stream conditions was produced. This information, along with daily stream conditions and trout stockings, when applicable, are accessed by more than 225,000 callers each year through a digital recording/playback device at the Charleston office. Wildlife Resources continued to

expand information on its web site placing on it basic information about fish and wildlife programs, hunting and fishing regulations and general wildlife recreation information. The web site is one of the most popular in the state.

The Wildlife Resources Section undertook two major initiatives during the year. The first was the publication of redesigned *Fishing Regulations* and *Hunting and Trapping Regulations* brochures. Both new formats have been enthusiastically received by the public. The second effort was the design of a new fish and wildlife outreach tool in the form of a magazine which will be published twice annually.

Wildlife Resources staff dedicated to conservation education continued their activities with Project WILD, state conservation education coordination with other agencies and organizations, as well as responding to numerous requests for speaking engagements. Staff and volunteer facilitators conducted six Project WILD and Aquatic Project WILD workshops attended by 64 educators. In response to invitations, 16 presentations were given at schools, Scout camps and libraries and attended by 677 individuals. Staff also participated in youth conservation activities hosted by the Division and coordinated the Wildlife Resources Section's activities at the State Fair of West Virginia.

All program units of the Section devoted considerable time assisting conservation clubs, schools, community and civic clubs, Boy Scouts, 4-H clubs, sportsmen's clubs, nature tours, fairs, training schools and National Hunting and Fishing Day activities. Cooperation was given to universities and colleges by serving as guest lecturers. More than 175 classes and presentations on conservation were presented and more than 100 individual conservation club meetings were attended.

The West Virginia State Wildlife Center continues to excel as an educational facility. Approximately 44,900 visitors and 81 groups toured the center's facilities and enjoyed viewing West Virginia wildlife.

The Becoming an Outdoors Woman program, which started in West Virginia in 1997, has been highly successful. Two workshops were held during the year. To date, more than 350 women have learned to hunt, fish, backpack, canoe and enjoy various other outdoor skills.

Approximately 15,000 visitors attended the highly successful National Hunting and Fishing Days celebration at Stonewall Jackson Lake State Park. This two-day effort is done in conjunction with the West Virginia Wildlife Federation. The 1999 celebration was the fourth consecutive event at Stonewall Jackson Lake State Park.



### **WEST VIRGINIA WILDLIFE ENDOWMENT FUND**

The Wildlife Endowment Fund received 19 donations totaling \$5,045.75. The sales of lifetime hunting and fishing licenses in 1999 were up from the previous year, and totaled 6,670. The sales of lifetime licenses represent an additional \$1,525,029 of revenue

to the Wildlife Endowment Fund. Sales during 1999 brought the total balance (including principal and interest) of the Wildlife Endowment Fund to a market value of \$21,069,828.

### **HUNTING AND FISHING LICENSE UNIT**

The Hunting and Fishing License Unit is responsible for administering all aspects of the hunting and fishing license system. Attainment of the goal to make licenses more available and more easily purchased was

furthered when the legislature approved rules to provide for special issuing fees to cover the extra costs for making licenses available over the telephone.

### **CAPITAL IMPROVEMENTS**

The Section continued an aggressive capital improvements program to meet the needs of hunters, anglers and other wildlife recreationists. Funds for capital improvements are derived from 10 percent of the hunting and fishing license revenues and from the Conservation Stamp that all licensed hunters and anglers are required to purchase. This program remains the most visible effort of the Division of Natural Resources, providing such facilities as wildlife management areas, shooting ranges, fishing and boating access sites and small impoundments.

During the fiscal year \$2,376,324 was spent on capital improvements. The largest expenditure (\$1,615,550) was for land acquisition and the second

largest (\$153,992) was for boat launching access sites. All capital improvement funds may carry over a period of three years so that long term projects may be completed.

The year's major projects completed were: four new handicap fishing piers; two new fishing and boating access sites; three new courtesy docks at an existing boating access site; repairs to the dam at Handley Wildlife Management Area; a new office/maintenance building at Bluestone Wildlife Management Area; and one new shooting range. Land acquisitions added one new wildlife management area in Marshall and Wetzel counties and additions to five existing areas.



## **FINANCIAL PLANNING**

The Section continued its leadership role in coordinating the financial future of the Division. Staff coordinated with other programs within the Division to

present program and financial needs to the Governor's New Direction 2000 Task Force. The Task Force is staffed by two of the Section's personnel.

## **HUNTERS HELPING THE HUNGRY**

A record 1,265 deer were donated to the Hunters Helping the Hungry program during the 1999 season. This is a 50 percent increase over 1998. The donations

totaled 48,300 pounds of venison. Hunters Helping the Hungry is administered by DNR in cooperation with the Mountaineer Food Bank.

## **REGIONAL, NATIONAL AND INTERNATIONAL ACTIVITIES**

Wildlife Resources personnel continue an active role in international, regional and national wildlife resource conservation activities. The 56<sup>th</sup> Annual Northeastern Fish and Wildlife Conference attended by approximately 450 natural resource professionals was hosted by the Wildlife Resources Section. In conjunction with the U.S. Fish and Wildlife Service's National Conservation Training Center, staff developed a pilot program for biologists and administrators involved with administration of the Sport Fish and Wildlife Restoration Acts. The pilot program will be the basis for a nationwide series of workshops to better

inform biologists, managers and hunter education staff of requirements associated with these fish and wildlife programs.

By invitation, staff also discussed with various European publishers and companies, the possibilities of travel to West Virginia for hunting, fishing and other forms of wildlife recreation. Staff also represented 13 northeast state fish and wildlife agencies at the Convention in Trade in Endangered Species (CITES) treaty meeting held in Nairobi, Kenya.

# Hunting and Fishing License Sales By Class and Group Calendar Year 1999

Class	Description	Price	Number	Amount
<b>Resident:</b>				
A	Hunting	\$ 11.00	54,556	\$ 600,116.00
B	Fishing	11.00	98,751	1,086,261.00
AB	Hunting & Fishing	17.00	2,065	35,105.00
I	National Forest Hunting & Fishing	2.00	29,898	59,796.00
N	Antlerless Deer Hunting	8.00	117,638	941,104.00
P	Boar Hunting	5.00	2,612	13,060.00
RG	Additional Deer-Gun	10.00	67,642	676,420.00
RB	Additional Deer-Bow	10.00	27,263	272,630.00
U	Archery Deer	5.00	7,863	39,315.00
V	Muzzleloader Deer	5.00	3,274	16,370.00
W	Turkey	5.00	1,641	8,205.00
X	Sportsman Hunting & Fishing	25.00	126,653	3,166,325.00
XJ	Jr. Sportsman Hunting & Fishing	15.00	9,561	143,415.00
A-1	Pistol	5.00	15,437	77,185.00
DS	Bear Damage Stamp	4.00	19,087	76,348.00
O	Trout Fishing	7.50	116,009	870,067.50
MW	Migratory Waterfowl	5.00	2,040	10,200.00
CS	Conservation Stamp	3.00	147,021	441,063.00
Subtotal			849,011	\$ 8,532,985.50
<b>Nonresident:</b>				
I	National Forest Hunting & Fishing	\$ 2.00	18,258	\$ 36,516.00
E	Nonresident Hunting	100.00	41,621	4,162,100.00
EE	Nonresident Bear Hunting	150.00	378	56,700.00
F	Nonresident Fishing	30.00	9,339	280,170.00
G	State Park & Forest Fishing	10.00	248	2,480.00
GP	Additional State Park & Forest	2.00	189	378.00
H	Nonresident Hunting; 6-day	20.00	1,627	32,540.00
K	Nonresident Fishing; 3-day	5.00	25,288	126,440.00
M	Commercial Shooting Preserve	3.00	132	396.00
NN	Nonresident Antlerless Deer	25.00	17,284	432,100.00
RRG	Nonresident Additional Deer-Gun	30.00	12,081	362,430.00
RRB	Nonresident Additional Deer-Bow	30.00	2,916	87,480.00
S	Nonresident Trapping	25.00	12	300.00
UU	Nonresident Archery Deer	25.00	9,793	244,825.00
VV	Nonresident Muzzleloader Deer	25.00	4,736	118,400.00
VW	Nonresident Turkey	25.00	6,497	162,425.00
A-1	Pistol	5.00	1,319	6,595.00
DS	Bear Damage Stamp	4.00	392	1,568.00
OO	Trout Fishing	10.00	13,551	135,510.00
MW	Migratory Waterfowl	5.00	169	845.00
CSCS	Nonresident Conservation Stamp	5.00	71,201	356,005.00
LE	Law Enforcement / Hunter Safety Stamp	5.00	70,901	354,505.00
Subtotal			307,932	\$ 6,960,708.00
<b>Grand Total</b>			<b>1,156,943</b>	<b>\$ 15,493,693.50</b>

**Hunting and Fishing License Sales  
By County and District  
Calendar Year 1999**

<b>County</b>	<b>Total Revenue</b>	<b>District</b>	<b>County</b>	<b>Total Revenue</b>	<b>District</b>
Barbour	\$119,428.50	1	Fayette	\$300,576.00	4
Brooke	86,757.50		Greenbrier	415,894.50	
Hancock	301,788.00		McDowell	134,421.50	
Harrison	568,254.00		Mercer	324,030.50	
Marion	336,162.50		Monroe	107,649.50	
Marshall	220,884.50		Raleigh	419,219.00	
Monongalia	611,982.00		Summers	137,335.50	
Ohio	237,878.00		Wyoming	160,638.00	
Preston	411,706.50		Subtotal	<u>\$1,999,764.50</u>	
Taylor	60,939.50				
Tucker	204,109.50		Boone	133,349.00	5
Wetzel	303,261.00		Cabell	337,073.50	
Subtotal	<u>\$3,463,151.50</u>		Kanawha	1,394,275.50	
			Lincoln	104,622.00	
Berkeley	\$556,641.50	2	Logan	288,864.50	
Grant	222,816.50		Mason	177,762.00	
Hampshire	568,508.00		Mingo	90,107.50	
Hardy	553,804.50		Putnam	179,943.00	
Jefferson	246,048.50		Wayne	155,952.00	
Mineral	446,425.00		Subtotal	<u>\$2,861,949.00</u>	
Morgan	168,439.50				
Pendleton	325,400.00		Calhoun	\$83,986.00	6
Subtotal	<u>\$3,088,083.50</u>		Doddridge	149,364.50	
			Gilmer	118,114.00	
Braxton	\$246,013.00	3	Jackson	362,059.00	
Clay	78,308.50		Pleasants	85,878.00	
Lewis	500,047.00		Ritchie	197,100.50	
Nicholas	441,798.00		Roane	87,394.00	
Pocahontas	193,294.50		Tyler	85,824.00	
Randolph	471,140.00		Wirt	89,376.00	
Upshur	149,457.00		Wood	620,329.50	
Webster	121,261.50		Subtotal	<u>\$1,879,425.50</u>	
Subtotal	<u>\$2,201,319.50</u>				
			Grand Total	<u><u>\$15,493,693.50</u></u>	

2000  
2001  
2002  
2003  
2004  
2005  
2006  
2007  
2008  
2009  
2010  
2011  
2012  
2013  
2014  
2015  
2016  
2017  
2018  
2019  
2020  
2021  
2022  
2023  
2024  
2025  
2026  
2027  
2028  
2029  
2030

### Lifetime Hunting and Fishing License Summary Calendar Year 1999

Class	Description	January 1 - April 9			April 10 - December 31			Total	
		Price	Number	Amount	Price	Number	Amount	Number	Amount
	<b>Adult:</b>								
A-L	Hunting & Trapping	\$ 200	242	\$ 48,400	\$ 425	68	\$ 28,900	310	\$ 77,300
AB-L	Hunting, Fishing & Trapping	300	3,283	984,900	570	160	91,200	3,443	1,076,100
A1-L	Small Arms Hunting	75	138	10,350	75	0	0	138	10,350
B-L	Fishing	200	239	47,800	325	24	7,800	263	55,600
O-L	Trout Fishing	100	<u>1287</u>	<u>128,700</u>	150	<u>54</u>	<u>8,100</u>	<u>1,341</u>	<u>136,800</u>
<b>Total</b>			5,189	\$ 1,220,150		306	\$ 136,000	5,495	\$ 1,356,150
	<b>Infant:</b>								
A-I-L	Hunting & Trapping	\$ 100	10	\$ 1,000	\$ 213	6	\$ 1,278	16	\$ 2,278
AB-I-L	Hunting, Fishing & Trapping	150	656	98,400	285	171	48,735	827	147,135
B-I-L	Fishing	100	14	1,400	163	7	1,141	21	2,541
O-I-L	Trout Fishing	50	<u>256</u>	<u>12,800</u>	75	<u>55</u>	<u>4,125</u>	<u>311</u>	<u>16,925</u>
<b>Total</b>			936	\$ 113,600		239	\$ 55,279	1,175	\$ 168,879
<b>Total Lifetime License Sales</b>			<b>6,125</b>	<b>\$ 1,333,750</b>		<b>545</b>	<b>\$ 191,279</b>	<b>6,670</b>	<b>\$ 1,525,029</b>

## **WILDLIFE MANAGEMENT**

### ***Habitat Improvement***

The Wildlife Resources Section conducts management activities on 71 Wildlife Management Areas (WMAs) and nine state forests totaling 415,064 acres.

An extensive wildlife management program is conducted on approximately 1.2 million acres of national forest land located in West Virginia through a cooperative agreement with the U.S. Forest Service and West Virginia Division of Natural Resources. State wildlife biologists devote most of their time reviewing national forest opportunity areas and timber sales. Timber sales are closely reviewed to ensure that wildlife receives the maximum possible benefit.

Management on the 71 WMAs is directed toward improving wildlife habitat. Timber management was conducted on 1,074 acres. Management activities on state and national forest lands included planting 8,232 trees and shrubs for food and cover and pruning, releasing and grafting more than 1,200 individual trees and shrubs. Approximately 2,700 acres of wildlife clearings were mowed. Prescribed burning was used to retard vegetation succession and improve the diversity and abundance of desirable plants on 937 acres. Sharecropping agreements with local farmers were signed on 1,911 acres to maintain open land.

### ***Wildlife Transplant Program***

Several nuisance bears were trapped and relocated to more remote areas. Numerous animal damage

Eleven waterholes were constructed and 61 maintained to provide a year-round water supply for wildlife.

Water levels on 109 acres of wetlands were manipulated to encourage waterfowl use. Seven new waterfowl nest structures were erected and 490 existing structures were maintained. Ninety-seven nest structures were erected or maintained for other wildlife species.

Five hundred fifty-two miles of roads and trails and 23 bridges were maintained. Road closures were installed or maintained at 512 sites to prevent disturbance to wildlife and protect habitat.

Numerous information and regulation signs were erected and maintained. Three handicapped hunter access roads and two parking lots were constructed. Five hundred twenty-five campsites, 16 boat ramps, 15 shooting ranges, 24 handicapped hunter access roads and 128 parking areas were maintained. The highly successful controlled waterfowl hunting program at McClintic Wildlife Management Area continued to provide quality waterfowl hunting for West Virginia hunters. Approximately 41 waterfowl ponds and 22 waterfowl blinds are maintained on the area including one waterfowl blind for the handicapped.

### ***Environmental Reviews***

Wildlife biologists review numerous projects that impact on wildlife and its respective habitat. Primary concerns are road construction, stream alteration, hydropower projects, gas line construction, surface

complaints were investigated, and many nuisance animals were trapped and relocated.

mines and other construction projects. In numerous cases, recommendations have been made to alter projects, thus reducing detrimental impacts on wildlife.

### ***Wildlife Population Surveys and Research***

Waterfowl surveys and census routes for woodcock and mourning doves were conducted in cooperation with the U.S. Fish and Wildlife Service. Surveys were also conducted for bald eagles and song birds.

Harvest and biological data were compiled for hunter-killed turkey, beaver, bobcat, fisher, deer, bear and wild boar.

## **GAME MANAGEMENT SERVICES**

### ***White-tailed Deer***

West Virginia continues to be one of the favorite deer hunting grounds in the eastern United States. In 1999, 231,221 deer were bagged by hunters. These

included 90,105 antlered bucks, 33,942 by bow hunters, 93,879 antlerless deer and 13,295 during muzzleloader season. Nonseasonal mortalities were 23,093.

### ***Black Bear***

In 1999, 994 bears were killed--424 in bow season and 570 during the December gun season. This represents an 8 percent decline from 1998. Decline in harvest was due largely to bears denning early because of the mast shortage and not available to firearm hunters.

Fifty-six nonseasonal bear deaths occurred over 25 counties. Road-kills continue as the leading cause of nonseasonal mortalities, followed by illegals. Nonseasonal deaths amounted to less than five percent of the total bear deaths.

### ***Wild Turkey***

Hunters harvested 12,794 wild turkeys in West Virginia during the 2000 spring season. The kill was a surprising 14 percent increase over the 11,241 taken in 1999. Kills occurred in all 55 counties.

The 1999 fall harvest was 2,901, which was 73 percent higher than the 1,678 reported in 1998. Top counties were Preston (391), Randolph (370), Greenbrier (282), Pocahontas (242) and Nicholas (200).

### ***Wild Boar***

In 1999, 5,375 hunters applied for 6,000 permits. A total of 96 wild boar was harvested during the 1999

A new black bear research study began in southern West Virginia to gather information on reproduction and on the status of bears captured as nuisance animals. Forty-five bears were captured and 25 had transmitters installed on collars or surgically implanted. Thirteen percent of the radioed bears were killed by hunters or automobiles.

Ninety-two (92) bear damage claims were paid to landowners in 22 counties with payments amounting to \$36,900. Pendleton had the most claims (17) followed by Pocahontas (13).

The 1999 Gobbler Survey was conducted jointly by the Wildlife Resources Section and the West Virginia Chapter of the National Wild Turkey Federation. The survey is an excellent means for hunters to report their observations and opinions about wild turkey management.

season. Firearms hunters took 75 and archers harvested 21.

### ***Annual Mast Survey***

Annually during August, selected personnel in the Division of Agriculture and Division of Natural Resources rate the abundance of mast produced by selected tree and shrub species. Mast indices are then formulated for each species on a statewide and ecological region basis.

Statewide, beechnuts, walnuts and oak mast production in 1999 was below the 29-year average. Most notable observation concerning mast during 1999 was that the drought conditions impacted size and quantity of mast.

### ***Ruffed Grouse***

The annual count of the number of drumming grouse was conducted on the Spruce Knob Grouse Management Area. Drumming counts during the spring of 2000 were higher than 1999.

Brood reports for 1999 were higher than those reported in 1998. Reports were up in all physiographic regions in the state.

A 6-year population dynamics study on ruffed grouse continued on the Westvaco Wildlife and Ecosystem

Research Forest in Randolph County and the Dutch Run tract in Greenbrier County. Information on annual survival, cause-specific mortality, and recruitment rates is being collected to assess population status and the impact of hunter harvest. At least 40 grouse are being radioed annually on each of the areas during the next two years to collect data on movements, habitat used, cause-specific mortality, annual survival and production. West Virginia is one of eight states cooperating in the Appalachian Cooperative Ruffed Grouse Research Project.

## WARMWATER FISH MANAGEMENT

The Warmwater Fish Management Unit is responsible for providing maximum fishing opportunity to meet increasing recreational demand and for protecting and managing approximately 98,000 acres of warmwater streams and 22,500 acres of public impoundments.

To meet this challenge, the warmwater program is divided into five areas:

- 1) surveys and inventories of existing fishery resources, providing essential data to assess and develop management programs;
- 2) protection of fish habitat, placing intensive efforts toward the review and comment processes of various state and federal permits

for proposed activities that could possibly degrade our streams and lakes;

- 3) enhancement and development of fisheries, increasing production and use of fisheries through stream and lake improvements, and providing additional opportunities by stocking desirable fish species;
- 4) development of public access to fishery resources, ensuring adequate public access to existing streams and lakes, and acquisition and/or development of new lakes; and
- 5) public relations and information development providing the public with material concerning fishing and fish management programs.

### ***Muskellunge***

A total of 13,973 fingerling muskies was stocked in 13 streams and six lakes in 2000. West Virginia's musky fishery is primarily sustained by this annual stocking program. More than 78 percent of the reported

musky catches in 1999 and 68 percent of those qualifying for trophy citations were caught from stocked streams or lakes.

### ***Tiger Musky***

Palestine Hatchery and rearing ponds on the Elk River and Beech Fork WMAs produced 2,989 fingerling tiger muskies in 2000 that were stocked in five lakes

and three streams. Legal size tiger muskies are being harvested by anglers from the majority of stocked waters.

### ***Walleye***

Cheat, Stephens, Stonecoal, and Sutton lakes were stocked with 3,759,910 walleye fry in April 2000. The walleye fry were obtained from Pennsylvania and Kentucky. The walleye stocking program is designed to establish reproducing populations of this fine sport

species in all suitable waters throughout the state. About 22 percent of trophy walleye catches in 1999 and approximately 40 percent of all trophy catches since 1976 were from waters where populations have been established by fry stockings.

### ***Saugeye***

A total of 45,443 saugeye fingerlings was stocked in Beech Fork, Burnsville, and East Lynn lakes in 2000. Saugeye fry were obtained from Ohio and reared to

fingerling size in ponds at Palestine Hatchery, Burnsville WMA and Beech Fork WMA.

### ***Channel Catfish***

More than 150,000 advanced channel catfish fingerlings obtained from Palestine Hatchery and commercial growers were stocked in 40 lakes in the fall of 1999. Fishable populations are established in the majority of these waters with excellent catfishing found in Plum Orchard, Stonewall Jackson, Warden, Stonecoal, East Lynn, Beech Fork, Burnsville, New Creek, and Stephens lakes.

Thirteen other lakes were stocked with 9,600 pounds of adult channel catfish in June 2000. The adult catfish were purchased with funds provided from reimbursements for pollution-caused fish kills.

### ***Northern Pike***

In 2000, 910 northern pike fingerlings were stocked in 7 lakes. The pike fingerlings were raised in two rearing ponds adjacent to the Ohio River. Also, 94,000

northern pike fry were stocked in Ohio River embayments.

### ***Hybrid Striped Bass***

A total of 173,728 hybrid striped bass fingerlings was released in Beech Fork, Bluestone, East Lynn, and R. D. Bailey lakes, and the Ohio river in 2000. Hybrids over five pounds, with some up to 12 pounds,

are regularly being caught from stocked waters. The New and Kanawha rivers also are providing excellent opportunities to land trophy hybrids.

### ***Paddlefish***

Efforts to restore the paddlefish in West Virginia continued in 1999. Paddlefish fry were unavailable from traditional sources because of disease problems, and Ohio River adult paddlefish were captured for spawning

at Palestine Hatchery. This first effort at collection and spawning of Ohio River paddlefish resulted in low viability of fertilized eggs and only two advanced fingerlings survived for stocking in the Ohio River.

### ***Largemouth Bass***

More than 8,000 largemouth bass fingerlings were stocked in Handley and Kanawha State Forest ponds and Little Beaver, Tomlinson Run, Upper Cove Run,

and Watoga lakes. These were all reclaimed impoundments.

### ***Warmwater Hatchery Construction***

Engineering and fisheries management staff are working with the U.S. Army Corps of Engineers to complete initial construction of the new DNR warmwater hatchery in Mason County. The new state-of-the-art facility represents partial mitigation for aquatic

habitat impacts as a result of the expansion of the Robert C. Byrd Locks on the Ohio River. Completion of the hatchery ponds and water delivery system is expected by the end of 2000.

### ***Reservoir Management***

Fish populations and water quality were monitored in Beech Fork, Bluestone, Burnsville, East Lynn, Jennings Randolph, Mt. Storm, R.D. Bailey, Stonecoal, Stonewall Jackson, Summersville, Sutton, and Tygart lakes. These inventories provide the basis for determining management needs and evaluating management measures.

Each year, deviations are made from normal reservoir operations at various impoundments. Some of these events are planned in advance, while others are unforeseen and require immediate action. Coordination between the Wildlife Resources Section and agencies responsible for these reservoir projects result in minimal impacts to fish and wildlife and maximum recreational opportunity during such

operational changes. Information upon which to provide these fish and wildlife considerations is available as a result of the section's reservoir monitoring program.

Volunteers from several fishing clubs, civic groups, and the U.S. Army Corps of Engineers provided materials and labor to assist the Warmwater Fisheries Unit in constructing and maintaining fish attractors at Burnsville, Mt. Storm, Stonecoal, Summersville, Sutton, and Tygart lakes.

Warmwater game fish stocked in impoundments are listed in the accompanying table on pages 77-78.



### ***Stream Management and Improvements***

Physical, chemical and biological data collected during the year from 9 streams will be used to evaluate, protect and improve West Virginia's important stream fisheries. Streambank fencing projects were maintained on Tuscarora Creek (Berkeley County) and Rocky Marsh Run and Bullskin Run (Jefferson County).

### ***Small Lake Management and Improvements***

Fish population surveys were conducted on Big Ditch, Charles Fork, Curtisville, Horse Creek, Krodel, O'Brien, Saltlick Pond #9, Sherwood, Tuckahoe, and Woodrum public fishing lakes. Summit and Mill Creek

Four aquatic habitat restoration projects on the Ohio River are being planned in cooperation with the U.S. Army Corps of Engineers. In addition, aquatic habitat and fishing access improvements were planned in conjunction with the Marmet Locks expansion project on the Kanawha River.

lakes were treated with limestone fines in 1999 in order to improve water quality. The pH of these lakes increased to levels suitable for fall and spring trout stocking.

### ***Stream and Lake Access***

Public boat access and associated facilities were developed on Kanawha River at Charleston, Shenandoah River at Shannondale, Ohio River at New Martinsville, and South Branch of the Potomac River at Fisher Bridge.

Fishing facilities for the physically challenged were provided at Beech Fork, Pipestem, and Seneca lakes.

### ***B.A.S.S. Tournament Coordination***

Data on 1999 catch rates, fishing effort, and fish mortalities during 486 organized fishing tournaments were collected from 37 bass clubs and 63 open tournament sponsors. Tournaments were held at 32 West Virginia sites, including 114 on the Ohio River,

29 on the Kanawha River, 38 on the Monongahela River, and 305 on lakes. Tournament fishing success was the same as 1998 while pressure increased 11 percent.

### ***Trophy Fish Citation Program***

One thousand eight hundred eighty-two (1,882) fish, representing 26 species, caught by anglers qualified for trophy fish citations in 1999. Of 35 waters (private lakes are counted as one water) yielding 10 or more

fish citations, 63 percent were from streams, 17 percent from small public fishing lakes, 9 percent from large public lakes, and 11 percent from private lakes and ponds.

### ***Fish Kills***

The Division of Natural Resources requested financial reimbursement from responsible agents for eight fish kills in 1999 (see following table).

**• 1999-2000 WARMWATER STOCKINGS •**

<b>Species and Hatchery/Source</b>	<b>Number</b>	<b>Size</b>	<b>Location</b>
Muskellunge (P) (R) (BP) (S) (B)	13,973	fg	Burnsville, East Lynn, Stonecoal, Stonewall Jackson, Upper Mud River, and Woodrum lakes; Bluestone, Buckhannon, Gauley, Kanawha, Meadow, Mud, New, Tygart, and West Fork rivers; and Dunkard, Mill, Sandy, and Twelve Pole creeks
Muskellunge (P)	32,000	fy	Mill and Sandy creeks
Tiger musky (P) (EP)	2,989	fg	Beech Fork, Charles Fork, Kimsey Run, Mountwood, Pennsboro, and Stephens lakes; Coal and Tug Fork rivers; and Fishing Creek
Northern pike (OSI)	910	fg	Ohio River and embayments; Bear Rocks, Big Run, Cameron Run, Castleman Run, Dog Run, Krodel, Middle Wheeling Creek, Sleepy Creek, Turkey Run, and Warden lakes
Northern pike (S)	94,000	fy	Ohio River embayments
Channel catfish (C)	9,600 lbs.	ad	Anawalt, Barboursville, Bear Rocks, Berwind, Burches Run, Castleman Run, Laurel, Middle Wheeling Creek, Rollins, and Teter Creek lakes; and Cedar Creek and North Bend ponds
Channel catfish (P) (C)	153,000	fg	Anderson, Beech Fork, Big Ditch, Big Run, Brandywine, Brushy Fork, Cacapon, Cameron, Camp Run, Chief Cornstalk, Conaway, Curtisville, Dog Run, Dunkard Fork, Flat Run, Fort Ashby, Huey Run, Jimmy Lewis, Kimsey Run, Krodel, Larenim, Lumberport, Miletree, Moncove, Mountwood, New Creek, Pennsboro, Ridenour, Rock Cliff, Rockhouse, South Mill Creek, Stephens, Stonecoal, Stonewall Jackson, Tracy, Tuckahoe, Warden, Whetstone, and Woodrum lakes; and Airport, Elk Two-Mile, French Creek, Handley, Little Beaver, Millers Fork, Poor Farm, and Saltlick #9 ponds; and Tygart River backwaters
Largemouth bass (P)	8,000	fg	Handley and Kanawha State Forest ponds; and Little Beaver, Tomlinson Run, Upper Cove Run, and Watoga lakes
Paddlefish (P)	2	fg	Ohio River
Walleye (S) (B)	3,759,910	fy	Cheat, Stephens, Stonecoal, and Sutton lakes

Saugeye (P) (BP)(BFP)	45,443	fg	Beech Fork, Burnsville, and East Lynn lakes
Hybrid striped bass (P)	173,728	fg	Beech Fork, Bluestone, East Lynn, and R. D. Bailey lakes; and Ohio River
(P) Palestine Hatchery (B) Bowden Hatchery (R) Ridge Hatchery (S) Other States (C) Commercial Source (OSI) OSI Rearing Ponds (BP) Burnsville Rearing Ponds (EP) Elk River WMA Ponds (BFP) Beech Fork WMA Ponds			
fy = fry fg = fingerlings ad = adults			

• FISH KILLS - 1999 •						
Stream or Lake	Date	Cause	Fish Killed Number	%Game	Severity Miles	Degree
Bunnells Run Ritchie County	4/30/99	Pesticide Chemical Dursban TC	817	3	2.1	Heavy
Ohio River Wood County	6/08/99	Industrial Discharge	3,256	99	10.5	Moderate
Ohio River Pleasants County	7/20/99	Industrial Chemical OT 75 Surfactant	877	1	100 Yds.	Total
Mill Creek Jackson County	8/10/99	Sewage Discharge	545	4	0.25	Heavy
Patterson Creek Mineral County	8/25/99	Sewage Discharge	163	64	200 Ft.	Moderate
Polk Creek Lewis County	9/02/99	Raw Sewage	17,645	1	0.3	Total
Clear Fork Wyoming County	9/24/99	Flocculent	4,142	15	1.27	Heavy
Ohio River Wood County	10/15/99	Industrial Discharge	5,377	99	14.0	Moderate

## COLDWATER FISH MANAGEMENT

In 1999-2000 selected waters in West Virginia were stocked with 1,179,169 trout weighing 790,577 pounds. Total pounds stocked during the period was 21 percent more than in 1998-99 and represented the second highest poundage of trout stocked into West Virginia waters. Although the drought continued into early 2000, adequate rainfall occurred in late 1999 to allow the normal transfer of trout from Spring Run and Reeds Creek hatcheries, thus avoiding the crowding and low growth experienced the previous year. A very mild winter and adequate spring flows then caused above average trout growth, resulting in the overall size of trout stocked to increase from 1.6 to 1.5 fish per pound. A breakdown of trout production by facility is provided on the following page.

The seven state-owned hatcheries produced 769,429 pounds of trout in 1999-2000. Except in years when production is affected by drought conditions or disease outbreaks which reduced production for the previous two years, or ideal conditions as occurred this past year, normal production ranges from 700,000 to 730,000 pounds per year. Given the present state hatchery facilities available, this level of production is considered near capacity. Production greater than this reflects unusual situations. However, some change in operations at Bowden Fish Hatchery has occurred and increases in production may be realized.

The federal hatchery at White Sulphur Springs provided 21,148 pounds of trout during 1999-2000.

This is the only federal hatchery remaining in West Virginia and accounted for three percent of the total poundage stocked during 1999-2000.

The 1999 fall stocking totaled 34,572 pounds. This was 5,078 pounds less than was stocked during the fall of 1998. The reduced weight is attributable to the 1999 drought which caused reduced growth through the summer, and subsequently less weight available for the fall stocking. Despite the extremely low flows present during the fall of 1999, all 37 waters scheduled to receive trout were stocked twice during the fall stocking period.

Wild trout management continues to receive special attention in West Virginia. The two major parts of this program involve protecting and enhancing native brook trout populations and stocking fingerling trout to establish and maintain wild trout populations in streams that will not support stream reproduction. In 1999-2000, a total of 300,794 brown trout fingerlings were stocked in selected waters. This program has resulted in the slow expansion of wild trout populations in southern West Virginia waters. Many of these southern trout fisheries are dependent on cold, unpolluted discharges from abandoned mines. The wild trout program provides many anglers with recreational opportunities in areas of West Virginia previously lacking such angling opportunities.

## 1999-2000 Fiscal Year Trout Stocking

Hatchery & Time Period	Rainbow Trout		Golden Trout		Brook Trout		Brown Trout		Total		No/Lb
	Weight	Number	Weight	Number	Weight	Number	Weight	Number	Weight	Number	
Fall 1999											
Spring Run	12,450	23,799							12,450	23,799	1.9
Peterburg	14,382	24,113	360	108					14,742	24,221	1.6
Tate Lohr	540	1,766	60	96					600	1,962	3.3
Bowden	4,980	4,145					100	25	5,080	4,170	0.8
Reeds Creek	1,150	345					550	137	1,700	482	0.3
Sub-total	33,502	54,168	420	304			650	162	34,572	54,634	1.6
Spring 2000											
Spring Run	140,839	194,588	10,995	15,589					151,834	210,177	1.4
Petersburg	30,372	32,924	2,722	2,593					33,094	35,517	1.1
Edray	50,422	86,086	11,965	17,606	1,425	3,327			63,812	107,019	1.7
Stoney Creek	24,668	51,305			7,856	27,065	4,229	4,894	36,753	83,264	2.3
Ridge	26,501	42,198	2,699	4,475	28,279	46,111			57,479	92,784	1.6
Tate Lohr	27,740	52,761	1,815	3,610					29,555	56,371	1.9
Reeds Creek	122,477	186,372	9,891	15,354	30,227	47,358	23,646	35,869	186,241	284,953	1.5
* White Sulphur	21,148	11,531							21,148	11,531	0.5
Bowden	113,486	153,624	9,196	12,817	31,563	38,047	21,844	38,431	176,089	242,919	1.4
Sub-Total	557,653	811,389	49,283	72,044	99,350	161,908	49,719	79,194	756,005	1,124,535	1.5
Total	591,155	865,557	49,703	72,348	99,350	161,908	50,369	79,356	790,577	1,179,169	1.5

\*Federal hatchery provided 21,148 pounds (3% of total poundage)

## SPECIAL PROJECTS

### ***Acid Water Studies***

Water quality, fish and macroinvertebrate data were collected on selected infertile streams during the fall and spring. These data are used to determine long

term trends and to choose streams for limestone treatment.

### ***Limestone Fines Study***

During the past year, the Wildlife Resources Section treated 22 streams and three lakes with sand sized limestone fines to neutralize stream acidity. In addition, Wildlife Resources is cooperating with the Division of Environmental Protection to treat 29 tributaries in the Middle Fork of Tygart Drainage and two tributaries of Blackwater River (Beaver Creek and North Fork).

Wildlife Resources also is cooperating with The Timber Company (formerly Georgia Pacific) to treat the South Fork of Cherry River and two of its tributaries and several tributaries of Gauley River. These treatments have restored or improved trout populations in approximately 220 miles of streams.

### ***Limestone Drum Treatment***

Wildlife Resources continues to operate limestone drum neutralization stations on Blackwater River (DEP funding), Otter Creek, and North Fork and Dogway Fork

of Cranberry. These stations are successfully neutralizing acidic stream flows and providing excellent trout fishing in nearly 50 miles of stream.

### ***WV Nongame Wildlife Program***

The 1999-2000 state budget included \$550,000 of general revenue funds for the WV Nongame Wildlife and Natural Heritage Program (NWNHP). Revenue from the sale of wildlife license plates totaled \$334,655. An additional 7,602 plates were sold this past year.

Marshall University. Several new state records have been found. The information gathered from this study will be used in the publication of the second edition of *The Amphibians and Reptiles in West Virginia*, authored by Dr. Pauley.

Four new OWLS (Outdoor Wildlife Learning Sites) schools were added this year, bringing the total to 76 schools in 35 counties. All new schools were visited by the Educational Grants Coordinator, as were many of the schools that received grants in the past. Scores of application booklets were sent out to schools, and several were assisted in the writing of grants. Several educational events were attended to inform schools about OWLS. Staff served as judges for school science fairs around the state.

Funding was provided for the final preparation of a manuscript on the state's first mushroom field guide. Four issues of the "West Virginia Nongame Wildlife and Natural Heritage News" were produced and mailed to about 6,000 individuals and institutions. This newsletter now appears on the new WVDNR website, along with copies of the NWNHP application booklets and other information on the program. Brochures were reprinted, including one on butterfly gardening. The 2000 West Virginia Wildlife Calendar with cover art by Charlotte Gerlach was published, bringing in about \$50,000 for the program. The 2001 calendar is at press. Numerous magazine articles, press releases, and TV spots to inform the public about program activities and nongame wildlife in general were produced.

Eighteen small research grants and six cooperative project grants were awarded this year for funding totaling \$67,708. Studies funded included the impacts of towers on bird populations, a radiotelemetry study of the spotted turtle, grassland bird ecology in Canaan Valley, a Blister Swamp conservation and restoration project, surveys of dragonflies and spiders and displays for use at North Bend State Park and Oglebay-Good Zoo.

Staff continues to work with the WV Division of Highways to erect highway signage to the 63 sites designated as watchable wildlife areas in Mark Duda's *West Virginia Wildlife Viewing Guide*.

Work continued on a statewide reptile and amphibian atlas project which is being funded in part by a federal Partnerships for Wildlife grant. The principal investigator is Dr. Thomas K. Pauley of

The 17<sup>th</sup> annual Nongame Wildlife Weekend was held at Blackwater Falls State Park June 2-4. About 225 attended this event. Several new interactive educational displays were developed for use at events

such as fairs and festivals, Hooked on Fishing Not on Drugs Expos, Nongame Wildlife and Natural Heritage Day at the State Capitol, National Hunting and Fishing Days Celebration and educational events at schools. Presentations were often made at these events, and also to school and civic groups, scout troops, Youth Conservation activities, Becoming an Outdoors Woman workshops, and various summer camps.

Work continued to encourage the passage of the federal Conservation and Reinvestment Act of 2000 with the International Association of Fish & Wildlife Agencies and various state conservation groups. A significant amount of time was spent in planning for the NWNHP.

Thirty-two new individuals and businesses were certified for the new Wild Yards program and received signs for their efforts. Many presentations on the use of native plants in landscaping for wildlife and the Wild Yards program were made to groups, especially to garden clubs. Staff worked with many landowners to provide or enhance habitat for wildlife.

Surveys were conducted (many at Wildlife Management Areas) for birds, rare plants, reptiles and amphibians, fish, small mammals and insects. Assistance was provided to several endangered species projects and rare species surveys.

Staff continued to facilitate the state's Partners in Flight (PIF) Working Group. Two statewide meetings were held. In May, the program sponsored an event

### ***Endangered Species***

Although the peregrine falcon was removed from the federal list of endangered species in August 1999, this rare bird is still monitored closely by Program personnel. Sixty-five people, including several volunteers, participated in a one-day "cliffwatch" in early spring to monitor cliffs that are potential nesting sites for these birds. Peregrine falcons were observed in the New River Gorge and along North Fork Mountain. However, follow-up surveys located only one nesting pair. This pair hatched one chick in a nest on North Fork Mountain. Ten pairs of bald eagles attempted to nest in the Mountain State in 2000. Two of the nests were abandoned early in the nesting season; the remaining eight nests, located in Grant, Hampshire, Hardy, Mineral, and Pendleton counties, fledged a total of 13 eaglets.

West Virginia northern flying squirrel nest boxes were monitored by Program biologists at 16 sites to

at Tamarack about International Migratory Bird Day, including displays, presentations and birds walks for the general public. Two issues of a PIF newsletter were produced and mailed to about 500 individuals. In cooperation with the Cornell Laboratory of Ornithology, staff coordinated a golden-winged warbler atlas project. Several Breeding Bird Survey routes were run, as well as the establishment and monitoring of many point count routes throughout the state. Surveys were conducted for grassland birds. Management guidelines for landowners for 20 priority species were drafted. Preliminary plans for an Important Bird Areas Program for the state were initiated in cooperation with Dr. Ron Canterbury of Concord College. A staff member served as secretary to the state's Bird Records committee. Information was compiled on the annual winter backyard bird survey.

Assistance was provided to the Game and Fish sections for such projects as goose banding, grouse and bear telemetry, nuisance bear removal and relocation, prescribed burns, deer check stations and fish surveys. Calls were answered regarding injured and orphaned wildlife, nuisance wildlife and responding to requests for information concerning nongame wildlife and botanical resources.

Assistance was provided with the Kanawha River Navigation Study and to other mitigation and coordination activities, both within the Wildlife Resources Section and with other governmental agencies.

obtain data on the distribution and population trends of this rare mammal. In spring 2000, an additional set of nest boxes was erected on Kumbrow State Forest. Monitoring of these boxes will begin in fall 2000. All capture data on this species, including captures by other state and federal agencies and other researchers, were repositied in the Program's database and map files. Fifty-eight West Virginia northern flying squirrels were captured during this fiscal year (24 in fall 1999; 34 in spring 2000). Four new sites for this squirrel were discovered at Blackwater Falls State Park, Handley WMA, the north end of Black Mountain, and on Snowshoe Mountain.

Surveys for hibernating endangered Indiana bats were conducted to examine population trends and to look for new hibernation sites. Winter surveys were conducted at 34 caves in eight counties. A total of 669 Indiana bats were observed hibernating in 12 of the

caves surveyed. In June 2000, female Virginia big-eared bats were censused at known maternity colonies. These cave-dwelling bats were counted in the evening as they left their roosts to feed. The 11 known maternity colonies in the state harbor 6,310 adult females. In August 1999, a gate was constructed at the entrance of one maternity colony cave in Pendleton County to protect the bats from disturbance by humans. This gate, which may be the largest cave gate in the world, contains over nine tons of steel. Mist netting surveys were conducted to provide information on the distribution of bats, especially the Indiana bat, during the summer months. WVDNR biologists conducted intensive surveys on Sleepy Creek WMA and Greenbrier State Forest. Additional mist netting was done at Watoga State Park, Camp Mahonegan, and Cabwaylingo State Forest. No Indiana bats were captured. Data from bat surveys conducted by other agencies were entered into the Program's databases.

Several new locations were found for the federally threatened flat-spined three-toothed land snail, a species found only in West Virginia's Cheat River Gorge. New sites are on the WVDNR's SnakeHill WMA and on Allegheny Power System land. Freshwater mussel surveys were conducted at sites on Whiteday Creek, Prickett Creek, Hackers Creek, and Elk River. The endangered clubshell was found in Hackers Creek. In addition, shell material was collected at sites on the North and South Forks of Hughes River while conducting fish surveys. Included in the shell material

### **Natural Heritage Program**

*Aquatics* - Sixty-seven stream surveys were conducted and/or assisted with during the past year. The surveys were conducted primarily to document the status and distribution of state fishes. Other reasons were to assist the Cold or Warm Water Fisheries Units or to provide data to Watershed Associations for restoration efforts. Other accomplishments during the year were: 1) updating the rank of all Heritage listed fishes; 2) finalizing the Ecological Monitoring and Assessment Program project report; 3) assisting the Cumberland and Southern Ridge and Valley Ecosystem team in their evaluation of the region; 4) participation in the first American Fisheries Society non-game fishes symposium; and 5) conducting several aquatic education workshops at the Nongame Wildlife Weekend, Becoming an Outdoors Woman, Hook-On-Fishing-Not-On-Drugs, and National Hunting and Fishing Day.

Major reports prepared this year were: 1) 1998 *Cooperative Agreement for West Virginia Streams and Rivers*; 2) *A Study Comparison of Remote Sensed*

were fresh dead specimens of the endangered clubshell and two species of concern, the snuffbox and salamander mussel. Program personnel assisted in investigating an extensive mussel kill in the Ohio River and assisted the U.S. Fish and Wildlife Service in monitoring invasive zebra mussels.

Surveys to locate new populations of the threatened Cheat Mountain salamander continued. One new site was discovered and the known extent of another site was expanded. Work also continued on a study examining the impacts of roads and trails through salamander populations.

Nests of the rare loggerhead shrike were monitored. In spring and summer 2000, seven nesting pairs in Greenbrier, Monroe, and Pendleton counties all fledged young. This is in contrast to 1999 when only one site was successful. Data were gathered on other rare animals including the Allegheny woodrat, eastern small-footed bat, and rare gastropods and bivalves.

Numerous information requests from the public were answered, and several popular articles were written on the state's threatened and endangered animal species. Program personnel reviewed WVDNR projects to assure compliance with the federal Endangered Species Act and assisted the U.S. Fish and Wildlife Service with Section 7 consultations. Private landowners were assisted with the management and conservation of rare species on their property.

*Versus Field Collected Habitat Data*; 3) *Draft Update of the Fishes of West Virginia with Notes on Historical Gamefish Stocking*; 4) *Recent Changes in the Distribution of Fish Species in the New River Basin of West Virginia*; and, 5) *The History, Management and Status of the Introduced Fishes in the Chesapeake Bay Basin*. Papers presented at scientific and professional meetings include *The Status of the Candy Darter in West Virginia* and *The Fishes of West Virginia with a Summary of Historical Sportfish Stockings*.

*Botany* - Rare plant elements found within the Cumberland and Southern Ridge and Valley Ecoregion were reviewed for the Southeastern Regional Office of The Nature Conservancy. This was to clarify which plant species and which occurrences in West Virginia should be considered TNC conservation targets for the next decade.

Outreach and educational projects included helping to plan and present programs in such events as the



Rotunda Day, West Virginia Native Plant Symposium, the Blackwater Wildflower Pilgrimage, and The Nongame Wildlife / Natural Heritage Weekend. Programs were presented on federally threatened and endangered species in West Virginia at the annual meeting of the Society of American Foresters.

Field trips to document rare plant elements were taken to Cabwaylingo State Forest and Camp Brookside in the New River Gorge National River. Consultation with State Forestry personnel assisted in understanding the ecology and status of a number of rare plant species suspected to be on other state forests, including round leaf catchfly, spreading pogonia, and small whorled pogonia.

Six federally endangered and threatened plant species and one species of concern were monitored. In addition, the West Virginia Division of Highways consulted with the Wildlife Resources Section regarding the potential impacts of several highway projects on federally threatened or endangered plant species. A contract was obtained to survey for the federally endangered plant species, cave goldenrod (*Solidago albopilosa*) in southwestern parts of the state.

Use of the West Virginia Curatorial Database System (CDS) to gather data on the distribution of vascular plants throughout the state has resulted in the completion of a draft preliminary county-dot-map atlas depicting the general distribution of all the vascular plant species in West Virginia. With the completion of the atlas will also come an up-dated checklist of the vascular flora of the state. Both these documents are being produced in cooperation with the Flora West Virginia Committee, a group of botanists working to revise the classic floristic manual written by P. D. Strausbaugh and Earl L. Core. In addition, the CDS has been used by WV University, Fairmont State College, and DNR to produce a new checklist of the bryophytes (mosses, liverworts, & hornworts) of West Virginia. Approximately 1,000 collections of fungi were added to the WV Flora and Fungi database system and herbarium. This work is helping to build a vouchered state and county list to compliment the current list of "Fungi of WV" which is based on literature (as opposed to actual vouchered specimens). Work has begun on a complete survey of the fungi of the Thorn Creek WMA in Pendleton County.

With data from the CDS and many other sources, the botanical staff is working to revise the list of tracked species and the state ranks of those species. New distributional data has shown that more than 50 species once ranked as

state historical (last seen prior to 1976) are actually extant within the state. Many state ranks are being changed to reflect a more accurate representation of the abundance of the species within our state.

**Zoology** - The status of all species was evaluated through consultation with state experts in the various taxonomic groups resulting in the rare species tracking list being updated with additions and deletions and state ranks being changed as needed. While researching species status, new occurrence data was collected for almost all groups of animals.

During species evaluation, priority projects were identified including small mammals, turtles, crayfish, dragonflies, and cave invertebrates. Based on these priorities, suggestions were made for updates to the research grants application booklet. Contact was made with various personnel receiving research grants through the Program in the last year to facilitate information exchange.

Additions and deletions to the Heritage tracking list included: Birds - 6 added, 4 deleted; Reptiles and Amphibians - 11 added, one deleted; Mammals- 3 added; Cave invertebrates - 16 added; Crayfish - 5 added; Tiger beetles - 1 added; Butterflies - 3 added; Moths - 7 added; Stoneflies - 11 added; Mussels- 26 added; Fish - 2 added, 1 deleted.

State rank changes included: Birds - 12, Reptiles and Amphibians - 24, Mammals - 5, Cave invertebrates - 22, Crayfish - 7, Tiger beetles - 2, Butterflies - 111, Moths - 13, Stoneflies - 11, Mussels - 33, Fish - 14.

**Plant Communities** - Ecology focused on plant community classification and mapping under federal contracts. Harper's Ferry National Historical Park was finished in January, New River Gorge National River is in final stages, and Camp Dawson Army National Guard Base is under way. All maps are digital products produced in ArcView and based on modern aerial imagery and extensive community sampling data. Seasonal employees were hired to help the ecologist with Camp Dawson field work.

The ecologist also participated on the core and ecology technical teams for The Nature Conservancy's ecoregional planning of the Cumberland and Southern Ridge and Valley Ecoregion. The plan has utilized Heritage data in conjunction with Geographical Information System analysis to identify key conservation sites from a regional perspective. Final portfolio assembly is slated for October 2000.

Small ecology projects included sampling of old growth oak forests in Meadow River and Stonewall Jackson WMA's, sampling of threatened balsam fir communities in Randolph and Tucker counties, and establishment of permanent comparison plots inside and outside the boundaries of a 1999 lightning fire on the heath grasslands at Dolly Sods.

**Database** - A total of 521 records was updated (420) or added (101) to BCD (Biological and Conservation Database). These records consisted of 181 plant, 42 mammal, 98 fish, 20 bird, 27 amphibian, 20 reptile, and 133 invertebrate occurrences. In May of 2000, BCD was updated with global information from The Nature Conservancy's main office. In June, new rare species

tracking lists were developed for plants, vertebrates and invertebrates.

**Scientific Collection Permits** - During the fiscal year, 220 Scientific Collecting Permits were issued. One permit application from a freshwater mussel enthusiast, who wanted to collect shells for a display, was denied. The applicant was asked to coordinate with the Ohio River Island NWR to obtain shells.

**Information Requests** - Mining Lands Inquiry Reviews - 117; Abandoned Mine Lands reviews - 40; Data Requests (infrastructure development, commercial development, wetland maps, highway projects, etc.) - 384

## TECHNICAL SUPPORT

### Planning

Major activities of the planning group included: providing assistance to the DNR Financial Planning Steering Committee and the Governor's New Direction 2000 Task Force; coordinating revision of DNR's Capital Improvements Plan; coordinating development of DNR's plan to implement the federal Conservation

and Reinvestment Act if passed; assisting in coordination of DNR involvement in the Conservation Reserve Enhancement Program; and assisting DNR's Administration Section and the Investment Management Board with development of an investment plan for the Wildlife Endowment Fund.

### Coordination

Field and/or office coordination continued on the following U.S. Army Corps of Engineers projects: Winfield Locks and Dam Rehabilitation, Marmet Locks and Dam Rehabilitation, Bluestone Dam Safety Assurance Project, Bluestone Dam Hydropower Development Study, Knapps Creek Floodwater Diversion Project, Greenbrier River Flood Damage Control, and London Locks and Dam Rehabilitation.

Some action (e.g., impact analysis, development of mitigation, appeals, litigation) was taken on each of the following proposed or licensed hydropower projects at reservoirs or locks and dams: Lake Lynn on the Cheat River; Hannibal, Gallipolis, Belleville, Racine, Pike Island and New Cumberland on the Ohio River; Tygart, Opekiska, Hildebrand, and Morgantown on the Monongahela River; Summersville on the Gauley River; and Dam Sites 4 and 5 on the Potomac River.

Office and field coordination continued on the Canaan Valley and Ohio River Islands National Wildlife Refuges and the Ohio and Kanawha Rivers Mainstem Navigation Studies.

The Coordination Program continued participation in the NEPA process for the following highway projects: Corridor H - Elkins Bypass; Coalfields Expressway;

Corridor H - Elkins to VA Line; New River Parkway; Corridor D - Parkersburg; Shawnee Highway; Coal Fields Expressway, King Coal Highway, and numerous other small highway improvement projects.

Natural Resource Conservation Service Impoundment Flood Control Projects were coordinated including finalizing the Wheeling Creek project and continuing work on the North Fork of the Hughes River and the Upper Tygart River Watershed projects.

Significant time was spent implementing a Clean Water Act Regional Permit to assist landowners with small stream restoration and management. Three hundred seventy-one requests for assistance were received and reviewed. Field and office reviews were conducted to evaluate the success of the program.

Several new and refresher training sessions were attended including Rapid Bioassessment Protocol and David Rosgen's course in Applied Fluvial Geomorphology.

Significant time was spent participating in the Randolph/Tucker County Project Impact Task Force. The task force is funded by a Federal Emergency Management Agency grant with a goal of county

disaster prevention through citizen awareness and advance mitigation.

Approximately 35 Section 404/10 permits concerning wetlands and/or water disturbances were evaluated, coordinated and mitigated. Significant time was spent developing and entering data in the Clean Water Act, Section 404 database. This database provides a means of tracking CWA permitting actions. Time was spent working on the state's first wetland mitigation bank.

Technical input relative to fish and wildlife was provided to the WV Division of Environmental

Protection's Clean Water Action Plan, Watershed Framework Program and TMDL protocol development.

Biologists continued to review surface mine permit applications and assisted the Wildlife Heritage Database with 151 mine preplan reviews. Fish and wildlife revegetation plans were developed for 2,657 acres of reclaimed habitat. Significant time was spent working with the Abandoned Mine Lands program reviewing sites for required environmental permits. Biologists continue to provide technical assistance and fish and wildlife information to federal agencies developing the Environmental Impact Statement for Mountain Top Mining.

### **Biometrics**

Routine installation, maintenance and support of computer hardware, software and peripherals for the Wildlife Resources Section and contract projects (WVDOF, USFS, USFWS, and EPA) was provided.

GIS staff provided training and consultation to DNR users, Division of Forestry and federal agencies and West Virginia University and Marshall University graduate students in the area of Geographic Information System (GIS) development and application, data acquisition and procedures, and Global Positioning Systems (GPS).

GIS/GPS consultation was provided to the grouse project, deer population surveys and deer enclosure mapping. Assistance relative to database design, analysis and documentation was provided for the Special Projects EMAP project.

Presentation material was prepared for the District II deer management public meeting and District IV fisheries management public meeting.

GIS staff developed presentation posters and law enforcement maps for National Hunting and Fishing Days at Stonewall Jackson Lake.

GIS staff provided technical assistance at the Northeast Fish and Wildlife Conference and made a presentation entitled *An Attempt to Correlate Antlered Deer Physical Characteristics and Hunter Harvest with Landscape Attributes*.

Aerial photography and satellite imagery are being utilized in mapping projects and to identify land use on a public lands, county and watershed scale.

A West Virginia Wesleyan College student and two Elkins High School students gained GIS/GPS experience while volunteering and contributing their services to the Upper Shavers Fork Watershed GIS project during their 2000 spring semester.

The unit continued the development of spatial and aspatial data sets for selected wildlife management areas. Over this past year, GIS mapping has been initiated on 21 wildlife management areas. Of these 21, seven are completed and pending final approval.

West Virginia's Natural Heritage Program Breeding Bird Atlas was converted into a GIS compatible database. Consultation and database development was provided to the Virginia Big-eared Bat Foraging Study. GPS training was provided to Heritage biologists and a common database was developed. GIS/GPS assistance was provided to complete Natural Heritage projects pertaining to mapping ecological types in the New River Gorge and Harpers Ferry National Parks and Camp Dawson military facility.

The GIS-based stream survey database, public notice database, public access database, and harvest database were refined and augmented.

Work continued on a two-year EPA funded grant to identify impacted and potential restoration sites in the South and North Branch Potomac River and Tygart Valley River watersheds using remote sensing techniques.

A project to evaluate the intermediate and long-term ecological and hydrologic effects of West Virginia's Section 401 actions and mitigation conditions was initiated.

Annual routine projects supported included managing the Section's work report system, producing game harvest and trout stocking summaries, summarizing spring gobbler survey results, summarizing the goose cooperator survey, summarizing bow hunter survey results, generating black bear mortality estimates, processing boar, fall wild turkey and antlerless deer permits and trophy fish citations, summarizing statewide hunter prospects and mast surveys, summarizing accomplishments

Technical support personnel continued to maintain a Novell 5.0 network at the Elkins Operations Center and provided EOC computer users with basic training in network functions, file and printer sharing.

Two projects to serve data over the Internet were initiated. The first will provide selected users with access to maps developed by the agency, and the second will allow these clients to secure data on distributions of West Virginia species; work report system materials, publications, and various project proposals, reports and data.

[illegible]

# Index

## A

accessible cabins 54  
accounting 1  
Acid Water Studies 81  
Administration 1  
Adopt-A-Highway 26, 31, 32, 58  
advertising 56  
Allegheny WMA 60  
Allegheny woodrat 83  
America Recycles Day 33, 34  
Americans with Disabilities Act 44  
*Amphibians and Reptiles in West Virginia* 81  
Anawalt Lake WMA 63  
antlerless deer 72  
appraisals 64  
Aquatic Project WILD 66  
Arnold Palmer signature golf course 52  
asbestos removal 45  
Association for Conservation Information 58  
Association of Government Communicators 58  
Audra 44, 45, 54  
automation 45

## B

B.A.S.S. Tournament Coordination 76  
Babcock 45, 46, 54  
bald eagles 72, 82  
bear 72  
Beartown 46  
beaver 72  
Becoming an Outdoors Woman 67, 82, 83  
Beech Fork 46, 54, 74  
Berkeley Springs 46, 54  
Berwind Lake 46, 54  
Beury Mountain WMA 60  
Biometrics 86  
black bear 73, 87  
Blackwater Falls 44, 45, 46, 54, 60, 81  
Blackwater Wildflower Pilgrimage 84  
Blennerhassett Island 47, 54  
Bluestone Lake 47, 54, 61  
Bluestone Wildlife Management Area 47, 67  
Bluestone WMA 61  
boar 72, 73  
boating education 35, 36  
Boating Under the Influence patrols 36  
bobcat 72  
botany 83  
bow season 73  
Bowden Fish Hatchery 60, 79  
Breeding Bird Survey 82

brown trout 79  
bucks 72  
Budget Office 2  
budgeting 1  
Bureau of Commerce 59, 64

## C

Cabwaylingo State Forest 47, 54, 55, 63, 83, 84  
Cacapon 44, 45, 47, 54, 55  
Calvin Price State Forest 53  
Camp Creek 47  
Canaan Valley 44, 48, 54, 55, 60, 63  
capital improvements 67  
Carnifex Ferry Battlefield 48, 55  
Cass 44, 48, 49, 54, 55  
Cathedral 44, 48, 55  
Cedar Creek 48  
channel catfish 74  
Cheat Mountain salamander 83  
Chief Cornstalk WMA 60, 63  
Chief Logan 44, 48, 54, 55  
Clean County Awards 27  
Coldwater Fish Management 79  
Commercial Dredgers Report 65  
Community Work Experience Program 55  
Conservation and Reinvestment Act 82, 85  
conservation education 26  
Conservation officers 35, 36  
Conservation Stamp 67  
Coopers Rock 44, 48, 55  
Coordination Program 85

## D

Data Collection Project 33  
deer 72  
Division of Tourism 64  
Division of Forestry 64  
Division of Tourism 66  
Droop Mountain Battlefield 49

## E

Earth Day 28, 58  
Earth Day at the Capitol 29  
eastern small-footed bat 83  
Edray Trout Hatchery 60, 63  
Educational Outreach Program 33  
Emergency Evacuation Team 58  
employee benefits 1, 2  
employee newsletter 58  
endangered plant species 84  
endangered species 82

Engineering and Survey Consultants 64  
Environmental Network 33  
Environmental Conference 27  
Environmental Resources 1, 26  
Environmental Reviews 72  
Envirothon 27  
Executive 1

## F

Fall Cleanup 31  
Fiscal Services 2  
Fish Kills 76, 78  
fisher 72  
Fishing Regulations 66  
flat-spined three-toothed land snail 83  
flood repairs 45  
flying squirrel 82  
Freedom of Information Act 58  
Fungi of WV 84

## G

General Services 1, 2, 33  
Gobbler Survey 73  
goose 87  
Governor's Conference 27, 28, 33, 58, 65  
Governor's Summer Youth Program 55  
Graphic Design Office 57  
Great Kanawha River Cleanup 30, 31  
Greenbrier River Trail 43, 44, 45, 49, 54, 55  
Greenbrier State Forest 49, 54, 83

## H

Habitat Improvement 72  
handicap fishing piers 67  
handicapped hunter access roads 72  
Handley Wildlife Management Area 67  
hatcheries 79  
Hawks Nest 49, 54, 55, 60  
hazardous dams 45  
Hiking West Virginia 56  
Holly River 49, 54  
Hook-On-Fishing-Not-On-Drugs 82, 83  
Hughes River WMA 62  
Hunter Education 36, 37  
Hunter Education Hotline 36  
Hunter Education Instructor Association 36  
Hunter Safety 58  
Hunters Helping the Hungry 58, 68  
Hunting and Fishing License Unit 67  
Hunting and Trapping Regulations 66  
hunting incidents 36  
hybrid striped bass 75

## I

Important Bird Areas Program 82  
Indian Creek 47

Indiana bats 82  
Insurance Risk Management Program 59  
Internet Committee 58  
investments 1

## J

Junior Conservation Camp 26, 27

## K

Kanawha State Forest 50, 55  
Kumbrabow State Forest 50, 54, 82

## L

Land Acquisition 59  
Land Licensed or Leased 61  
largemouth bass 75  
Laurel Lake Wildlife Management Area 50  
Law Enforcement 1, 35, 36, 37  
law enforcement 43  
Limestone Drum Treatment 81  
Limestone Fines Study 81  
litter control 26, 32  
Litter Control Grants 33  
Little Beaver 45, 50, 54  
lodge sales 44  
loggerhead shrike 83  
Lost River 44, 50, 55  
Lower Paint Creek restoration 31

## M

magazine 1  
Make It Shine 26, 27, 28, 29, 31, 58  
Make It Shine Community Awards 27, 28  
Make It Shine Month 28  
Make It Shine Statewide Cleanup 28  
McClintic Wildlife Management Area 72  
Migratory Bird Day 82  
Millennium Legacy Trail 49  
minority recruitment 45  
Moncove Lake 45, 50, 55  
motorboat 35, 36  
mourning doves 72  
mushroom field guide 81  
muskellunge 74  
muzzleloader 72

## N

National Conservation Training Center 68  
National Hunting and Fishing Day  
52, 66, 67, 82, 83, 86  
National Trails Day 49  
Natural Heritage Program 81, 83, 86  
New Direction 2000 Task Force 68, 85  
New River Collaborative 31  
Nongame Wildlife / Natural Heritage Weekend 83, 84  
Nongame Wildlife and Natural Heritage Day 82

Nongame Wildlife Program 81  
North Bend 26, 32, 51, 54  
North Bend Rail Trail 43, 45, 51, 54  
Northeastern Fish and Wildlife Conference 68  
northern pike 75  
nuisance wildlife 82  
**O**  
Office Paper Recycling Program 33  
officer training 37  
Ohio River Sweep 29, 30  
Operation Wildflower 32, 33  
options to purchase obtained 63  
Outdoor Wildlife Learning Sites (OWLS) 27, 81  
**P**  
paddlefish 75  
Paint Creek Watershed 31  
Palestine Hatchery 74  
Panther State Forest 51  
parcels in process of acquisition 63  
parcels investigated 64  
Parks and Recreation Section 26, 43, 59  
Partners in Flight 82  
Partnerships for Wildlife 81  
patrol vehicles 35  
payroll 1, 2  
Pendleton County Park 55  
Peregrine falcons 82  
personal flotation device 35  
personal watercraft 35  
personnel 1  
Photography Unit 57  
Pinnacle Rock 51  
Pipestem 43, 44, 51, 54, 55  
Planning, Engineering and Maintenance 43, 54  
Plant Communities 84  
Plum Orchard Wildlife Management Area 51  
Point Pleasant Battle Monument 52, 55  
Prickett's Fort 51, 55  
procurement/property 1  
Programming 56  
Progressive Recycling Educational Program 33  
Project WILD 66  
Promotion and Outreach 66  
Promotions 56  
properties acquired 60  
property management 64  
public hearings 65  
Public Information Office 56, 58  
Public Land Corporation 59, 64  
publications 66  
purchasing 1  
**R**  
Real Estate Management 1, 59, 64

recycling 26, 33  
Recycling Assistance Fund 33  
Recycling Grant Program 33, 58  
Recycling Month 33  
Reeds Creek 79  
reservoir management 75  
revenues 3  
ruffed grouse 73

## S

Sand Hill WMA 62  
saugeye 74  
self-sufficiency 44  
Seneca State Forest 45, 52, 54  
Sleepy Creek WMA 83  
small lake management and improvements 76  
SnakeHill WMA 83  
solid waste 33  
song birds 72  
special needs 36  
Sport Fish and Wildlife Restoration Acts 68  
Spring Cleanup 31  
Spring Run 79  
Springfield WMA 62  
staffing 1  
State Employees Suggestion Award Board 58  
State Fair of West Virginia 58, 66  
state forests 43  
state parks 26, 43, 44, 56, 58  
Stonewall Jackson Lake 44, 45, 52, 54, 67, 86  
Stonewall Jackson WMA 85  
stream and lake access 76  
stream construction 65  
stream management and improvements 76  
Stream Partner's Program 31

## T

Technical Support 85  
Thorn Creek WMA 61, 63, 84  
Tiger Musky 74  
timber sales 72  
Tomlinson Run 45, 52, 54  
Trophy Fish Citation Program 76  
trout 58, 66, 79  
trout stocking 80  
Tu-Endie-Wei 52  
Tug Fork WMA 63  
turkey 72  
Twin Falls 44, 53, 54, 55  
Tygart Lake 53

## U

Underwood WMA 61, 62, 63

## V

Valley Falls 53

Very Important Parks Person (VIPP) 56  
Video Services 58  
Virginia big-eared bats 83  
volunteer instructors 36  
volunteers 56

## W

Wallback WMA 61, 63  
walleye 74  
Warmwater Fish Management Unit 74  
warmwater hatchery 75  
warmwater stockings 77  
Water and Sewer Infrastructure 44  
waterfowl 72  
waterfowl surveys 72  
Watoga 45, 53, 54, 55, 83  
Watters Smith Memorial 53  
web page 58, 66  
West Virginia Native Plant Symposium 84  
West Virginia Wildlife Federation 67  
West Virginia Wildlife Viewing Guide 81  
wetlands 72, 86  
white-tailed Deer 72  
Whitewater Commission 35  
whitewater rafting 37  
Whittaker Station 48  
wild turkey 73

Wild Turkey Federation 73  
Wild Yards 82  
Wildflower Pilgrimage 33  
wildlife 35  
Wildlife Calendar 81  
Wildlife Center 67  
Wildlife Endowment Fund 67, 85  
Wildlife Heritage Database 86  
wildlife management areas 43  
Wildlife Resources 1, 59, 66  
Wildlife Transplant Program 72  
*Wonderful West Virginia* 1, 2, 58  
woodcock 72  
work force characteristics 1  
WV Garden Club, Inc. 32

## Y

"Your DNR," 58  
Youth Conservation 82  
Youth Conservation Day 26  
Youth Conservation Program 26  
Youth Environmental Conference 27

## Z

zebra mussels 83  
Zoology 84