

NINETY-SECOND
ANNUAL REPORT



WEST VIRGINIA MUNICIPAL BOND COMMISSION

ANNUAL SUMMARY OF RECEIPTS & DISBURSEMENTS
JULY 1, 2012 – JUNE 30, 2013

WEST VIRGINIA MUNICIPAL BOND COMMISSION

Suite 1117
900 Pennsylvania Avenue
Charleston WV 25302
(304) 558-3971
Fax (304) 558-1280
munibondcomm@wv.gov
<http://mbc.wv.gov>

MARK MATKOVICH

ACTING STATE TAX COMMISSIONER, CHAIR

JOHN D. PERDUE

STATE TREASURER

GLEN B. GAINER III

STATE AUDITOR

JOHN ROACH

MEMBER

LARRY CHAPMAN

MEMBER

SARA L. ROGERS
EXECUTIVE DIRECTOR

RACHEL D. KERNS
ACCOUNTING TECH

PATRICIA A. LANHAM
ACCOUNTING TECH

TAMMY L. GARNER
OFFICE ASSISTANT

TABLE OF CONTENTS

Annual of Summary of Receipts and Disbursements	1
Report of the Executive Director	2
Summary of Investments	5
Debt Service Accounts	6
Deposits for Investments	9
New Bond Issues.	10
Paid Out Bond Issues	12
Bond Counsel Listing.	13
Paying Agent Banks and Governmental Listings	14
Active Bond Accounts	16
Active Bonds Funded through ARRA	92

**WEST VIRGINIA
MUNICIPAL BOND COMMISSION**

**Annual Summary of
Receipts and Disbursements
July 1, 2012 - June 30, 2013**

Account Numbers 7250 and 7251

	FY 11-12	FY 12-13
Beginning Balance, July 1	\$ 173,418,028.18	\$ 312,211,707.63
Add: Remittances	358,009,580.72	339,425,424.05
Public Utility Taxes	7,869,857.13	8,006,114.81
Interest Earned on:		
Escrowed Investments	447,296.04	1,318,667.87
Pool Investments	96,046.67	168,762.05
Discount Earned on:		
Matured Escrowed Investments	0.00	0.00
Miscellaneous	0.00	0.00
Total Receipts	366,422,780.56	348,918,968.78
Beginning Balance plus Receipts	539,840,808.74	661,130,676.41
Less: Principal Paid	147,337,152.20	181,505,383.34
Interest Paid	68,864,711.89	71,958,003.94
Bondholder Adm Fee Paid	2,656,876.13	2,899,557.54
Premium Paid on:		
Matured Escrowed Investments	0.00	7,243.08
Bonds Retired Early	321,350.00	143,736.63
Refunds to Issuers	8,161,151.80	15,981,850.01
Bank Fees Paid	1,750.00	84,985.00
MBC Fees Paid	281,899.72	299,853.03
BTI Fees Paid	4,209.37	1,200.00
Miscellaneous	0.00	0.00
Total Disbursements	227,629,101.11	272,881,812.57
Ending Balance, June 30	\$ 312,211,707.63	\$ 388,248,863.84

THE MUNICIPAL BOND COMMISSION

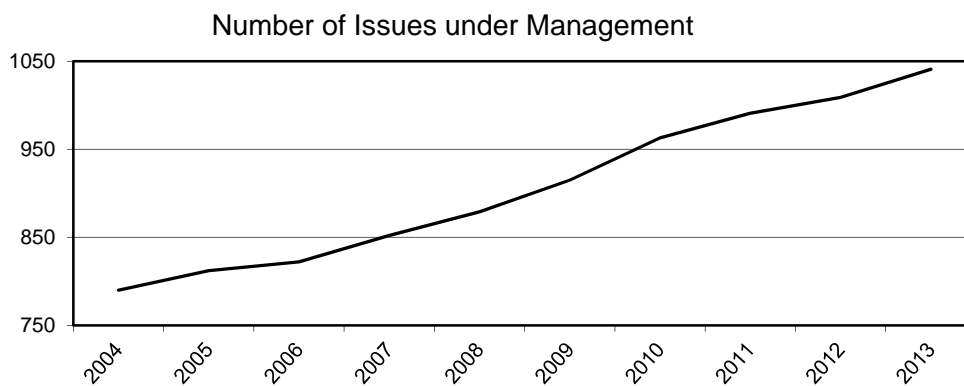
Report of the Executive Director

In 1921, The West Virginia Legislature created the State Sinking Fund Commission to act as the fiscal agent/trustee for the bond issues of the State and its political subdivisions. The agency was charged with the responsibility of receiving the deposits of the various issuers, investing them for a reasonable return consistent with State statute and bond ordinance requirements, disbursing funds to the appropriate paying agent banks or bondholders to meet debt services, receiving and reconciling cancelled securities, maintaining and reporting the financial accounts of each depositor, and aiding the issuers in the management of their resources. The agency would encourage the financial growth of the State by helping to maintain a receptive financial market for West Virginia bond issues through professional management services and to provide a central information source. In 1977, the name of the Commission was changed to the Municipal Bond Commission.

The Commission is composed of five members: Acting State Tax Commissioner Mark Matkovich, Chairman; State Treasurer John D. Perdue, member; State Auditor Glen B. Gainer III, member; Larry Chapman of Gilmer County, member; and John Roach, former Mayor of Oceana, Wyoming County, member. The Commission elects an Executive Director who is responsible for the day to day operations of the Commission. The Commission meets periodically to oversee the operations of the staff.

Under State statute, the Commission is appointed as fiscal agent for all general obligation (tax levy) bond issues of the county commissions, municipalities, and school districts of the State. It determines levy requirements for all such issues each year. In the ninety-two years since the creation of the Commission, the State has not had a default or slow payment on any general obligation issue in the State.

The Commission is also appointed fiscal agent for revenue bond issues of municipalities and their utilities. Additional accounts are maintained for State agency



revenue bonds colleges and universities. The Commission also serves as fiscal agent for most, though not all, public service districts. It does not handle State general obligation bonds (roads and schools), State

and local housing bonds, Parkway Authority, School Building Authority bond issues, or

any industrial development bond issues. The Commission works closely with the WV Infrastructure and Jobs Development Council, the Water Development Authority, the WV Department of Environmental Protection, and the WV Bureau of Public Health in the management of their water and sewer infrastructure projects. The Commission also maintains many reserve accounts for the US Department of Agriculture bond issues. At present, 1,041 bond issues and 2,374 accounts are under supervision.

For eighty-one years, the Legislature has made a blanket appropriation annually to cover possible deficiencies that could arise in State and general obligation sinking fund accounts. This act, in part, reads:

Sinking Fund Deficiencies-There is hereby appropriated to the Governor a sufficient amount to meet a deficiency that may arise...in the funds of the Municipal Bond Commission because of the failure of any State agency for either general obligation or revenue bonds or any local taxing district for general obligation bonds to remit funds necessary for the payment of interest and sinking fund requirement. The Governor is authorized to transfer from time to time such amounts to the Municipal Bond Commission as may be necessary for (this purpose).

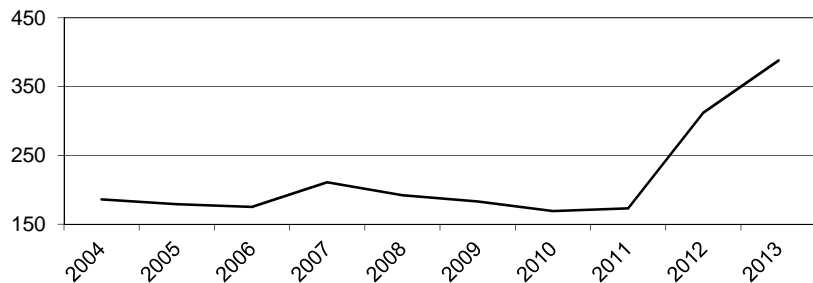
Standard & Poor has recognized this annual Legislative appropriation and the Commission's management as a Credit Enhancement Program, and has awarded all West Virginia general obligation bonds administered by the Commission a minimum rating of A+.

S&P comments favorably on the Commission's oversight program of all local general obligation debt in this rating. Moody's has also recognized the supervision of the Commission.

The Commission also maintains discretionary accounts, called 7251, where State and local governments may deposit surplus funds for investment. All funds on deposit with the Commission are invested to earn interest. As of June 30, 2013, the Commission held the following managed assets:

Pool Investments	\$164,698,753.08
Escrowed Investments	<u>221,306,056.54</u>
Total Investments	\$386,004,809.62
Cash	<u>2,244,053.69</u>
Total Managed Assets	<u>\$388,248,863.31</u>

Total Managed Assets (in millions)



This is an increase of 24.35% compared with a year earlier. This increase is due in part to County Schools escrowing some of their general obligations bonds.

Pool investments of the Commission are held in a Government Money Market Pool, which is maintained at the Board of Treasury Investments. This Pool is limited to full faith and credit US Treasury and Agency investments of less than 13 months maturity and has an average portfolio maturity not exceeding 90 days. Other investments held by the Commission, primarily escrowed investments held in trust to defease specific bond issues, are maintained in separate accounts outside the Pool. These investments are made only at the direction of the issuers. The Pool's yield increased for the fiscal year to an average of 0.09%.

RECENT DEVELOPMENTS

For several years, issuers are able to process their required bond payment electronically through our website. There has been an increase in the number of issuers utilizing the automatic sweep for their payments. Our agency is one of the top three in the state collecting funds electronically.

Fifty-seven new issues were received during the year and twenty-five were paid out. Total issues managed at year end were 1,042, with original principal outstanding of \$3.246 billion. Current total principal outstanding of these issues is \$2.493 billion. Many

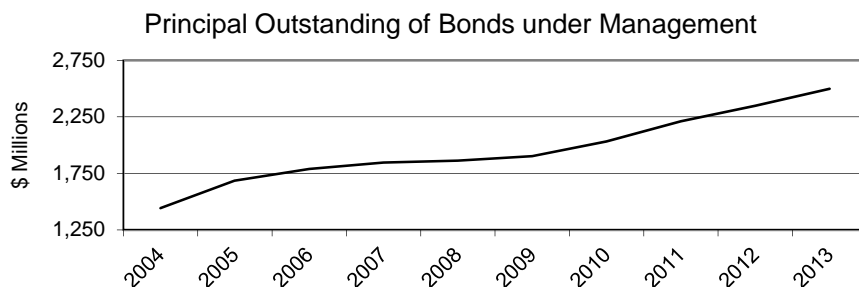
Distribution of Issues		
Percent		Principal Outstanding
64.9	Water and/or Sewer	\$ 1,616,525,064
20.1	County Schools	500,960,000
14.3	Higher Education	357,015,000
<u>0.7</u>	Other	<u>18,120,136</u>
100.0		\$ 2,492,620,200

issues have not yet drawn their full loan. The majority of the issues the Commission handles are Water and Sewer projects, followed by County Schools and Higher Education. The Commission handles a small number of issues for BANS, Parking, Improvements, Civic Center and Hospitals. The Commission serves as fiscal agent for

issues from every county in the state, as well as some State government issues.

Since 1991, the Commission has financed its operations from fees assessed for its services. This fee will have a small increase in this coming

fiscal year to 27/100 of 1% of the debt service paid for each issue, with a maximum of no more than \$2,000 per issue or series per year.



7250

SUMMARY OF INVESTMENTS AS OF JUNE 30, 2013
(at cost)

7250

	<u>June 30, 2012</u>	<u>June 30, 2013</u>
Investment Pool	\$ 147,224,601.36	\$ 152,249,139.25
Escrowed Investments:		
College Revenues:		
WV Higher Education 04-B	136,469,598.00	130,492,594.00
Public Service District Revenues:		
Jefferson 03-A Sewer	1,178,813.00	0.00
Municipal Revenues:		
Fayetteville 93-A Water	40,414.00	0.00
Wheeling 10-A Water & Sewer	0.00	2,467,764.00
County School General Obligation:		
Monongalia 04	0.00	44,379,608.11
Jefferson 04	0.00	10,995,686.00
Ohio 93	11,311,265.43	10,346,265.43
Taylor 04	0.00	1,542,005.00
Wood 05	0.00	21,082,134.00
Total Escrowed Investments:	<u>149,000,090.43</u>	<u>221,306,056.54</u>
TOTAL INVESTMENTS	<u>\$ 296,224,691.79</u>	<u>\$ 373,555,195.79</u>

7250	DEBT SERVICE ACCOUNTS			-	-	COUNTY AND LOCAL			7250
	<u>COUNTY COMMISSION BOND ISSUES</u>					<u>MUNICIPAL BOND ISSUES</u>			
	<u>COLLEGES & UNIVERSITIES</u>	<u>GENERAL OBLIGATION</u>	<u>REVENUE</u>	<u>COUNTY SCHOOL DISTRICTS</u>	<u>PUBLIC SERVICE DISTRICTS</u>	<u>GENERAL OBLIGATION</u>	<u>REVENUE</u>	<u>TOTAL</u>	
Beginning Balance, July 1, 2012	\$ 139,070,759.29	\$ 159,283.06	\$ 689,298.43	\$ 42,160,723.76	\$ 46,750,247.73	\$ 367,632.71	\$ 72,631,268.32	\$ 301,829,213.30	
Add: Remittances	19,629,678.98	69,580.55	10,133,524.70	141,259,341.47	49,656,493.58	225,000.00	111,760,852.38	332,734,471.66	
Public Utility Taxes	0.00	67,531.44	0.00	7,921,277.52	0.00	17,305.85	0.00	8,006,114.81	
Interest Earned on:									
Escrowed Investments	252,244.07	0.00	0.00	956,692.64	51,536.32	0.00	58,194.84	1,318,667.87	
Pool Investments	5,831.92	175.04	1,063.78	40,304.44	43,385.25	386.85	66,390.61	157,537.89	
Discount Earned on:									
Matured Escrowed Investments	0.00	0.00	0.00	0.00	0.00	0.00	0.00	0.00	
Miscellaneous	69.16	0.00	0.00	0.00	0.00	0.00	0.00	69.16	
Total Receipts	<u>19,887,824.13</u>	<u>137,287.03</u>	<u>10,134,588.48</u>	<u>150,177,616.07</u>	<u>49,751,415.15</u>	<u>242,692.70</u>	<u>111,885,437.83</u>	<u>342,216,861.39</u>	
Beginning Balance plus Receipts	158,958,583.42	296,570.09	10,823,886.91	192,338,339.83	96,501,662.88	610,325.41	184,516,706.15	644,046,074.69	
Less: Principal Paid	8,555,000.00	100,000.00	8,720,933.25	47,385,000.00	34,300,353.42	85,000.00	82,359,096.67	181,505,383.34	
Interest Paid	17,301,083.99	38,690.00	1,194,210.56	19,922,778.34	11,620,561.83	90,030.00	21,790,649.22	71,958,003.94	
Bondholder Adm Fee Paid	0.00	0.00	11,366.72	0.00	1,098,374.69	0.00	1,789,816.13	2,899,557.54	
Premium Paid on:									
Matured Escrowed Investments	0.00	0.00	0.00	7,243.08	0.00	0.00	0.00	7,243.08	
Bonds Retired Early	0.00	0.00	0.00	38,350.00	0.00	0.00	105,386.63	143,736.63	
Refunds to Issuers	63,346.22	89.20	0.00	9,704,201.57	218,918.57	2,381.90	1,358,896.51	11,347,833.97	
Bank Fees Paid	0.00	0.00	0.00	150.00	2,070.00	0.00	82,695.00	84,915.00	
MBC Fees Paid	12,748.70	318.98	6,424.23	55,408.48	88,890.19	402.56	135,659.89	299,853.03	
BTI Fees Paid	806.67	0.00	0.00	382.35	7.16	0.00	3.82	1,200.00	
Miscellaneous	0.00	0.00	0.00	0.00	0.00	0.00	0.00	0.00	
Total Disbursements	<u>25,932,985.58</u>	<u>139,098.18</u>	<u>9,932,934.76</u>	<u>77,113,513.82</u>	<u>47,329,175.86</u>	<u>177,814.46</u>	<u>107,622,203.87</u>	<u>268,247,726.53</u>	
Ending Balance, June 30, 2013	<u>\$ 133,025,597.84</u>	<u>\$ 157,471.91</u>	<u>\$ 890,952.15</u>	<u>\$ 115,224,826.01</u>	<u>\$ 49,172,487.02</u>	<u>\$ 432,510.95</u>	<u>\$ 76,894,502.28</u>	<u>\$ 375,798,348.16</u>	

STATEMENT OF 7250 DEBT SERVICE ACCOUNT

	<u>Account Balance</u>		<u>Principal Outstanding June 30, 2013</u>	<u>% Chg in \$ Amount 2012-2013</u>	<u>Number of Issues</u>	<u>Prin Out Net of Escrow Issues June 30, 2013</u>
	<u>June 30, 2012</u>	<u>June 30, 2013</u>				
<u>State Issues:</u>						
Colleges & Universities	\$ 139,070,759.29	\$ 133,025,597.84	\$ 357,015,000	-2.34%	7	\$ 225,595,000
<u>County Issues:</u>						
County Commission Revenue	689,298.41	890,952.13	48,737,232	+16.38%	15	48,737,232
County Commission General Obligation	159,282.50	157,471.35	640,000	-13.51%	1	640,000
County School General Obligation	42,160,723.73	115,224,826.04	500,960,000	+13.06%	30	422,645,000
	<u>43,009,304.64</u>	<u>116,273,249.52</u>	<u>550,337,232</u>		<u>46</u>	<u>472,022,232</u>
<u>Municipal Issues:</u>						
Municipal Revenue	72,631,268.29	76,894,502.25	875,376,299	+9.85%	496	873,051,299
Municipal General Obligation	367,632.75	432,510.99	1,940,000	-4.20%	1	1,940,000
	<u>72,998,901.04</u>	<u>77,327,013.24</u>	<u>877,316,299</u>		<u>497</u>	<u>874,991,299</u>
<u>Public Service Districts:</u>	46,750,247.74	49,172,487.03	707,951,669	+1.47%	491	707,951,669
Public Utility Taxes Suspense Account	0.00	0.00				
Bank Commission Suspense Account	197.89	197.94				
	<u>0.00</u>	<u>0.00</u>				
Total Assets:	<u>\$ 301,829,410.60</u>	<u>\$ 375,798,545.57</u>	<u>\$ 2,492,620,200</u>	<u>+6.16%</u>	<u>1,041</u>	<u>\$ 2,280,560,200</u>
Cash	\$ 5,604,718.81	\$ 2,243,349.78				
Escrowed Investments	149,000,090.43	221,306,056.54				
Pool Investments	147,224,601.36	152,249,139.25				
	<u>\$ 301,829,410.60</u>	<u>\$ 375,798,545.57</u>				
Percentage Change		+24.51%				

7251	DEPOSITS FOR INVESTMENT			7251
	<u>STATE</u>	<u>LOCAL CURRENT EXPENSE</u>	<u>LOCAL CAP. OUTLAY & PERM. IMP.</u>	<u>7251 GRAND TOTAL</u>
Beginning Balance July 1, 2012	\$ 2,439,899.46	\$ 7,861,364.63	\$ 81,032.35	\$ 10,382,296.44
Add: Remittance Int. Earned Pool	0.00 2,231.09	6,690,952.39 8,919.14	0.00 73.93	6,690,952.39 11,224.16
Beginning Balance plus Receipts	2,442,130.55	14,561,236.16	81,106.28	17,084,472.99
Less: Refunds Miscellaneous	21,791.00 69.21	4,612,225.04 70.00	0.00 0.00	4,634,016.04 139.21
Ending Balance June 30, 2013	<u>\$ 2,420,270.34</u>	<u>\$ 9,948,941.12</u>	<u>\$ 81,106.28</u>	<u>\$ 12,450,317.74</u>

SUMMARY OF INVESTMENTS OUTSTANDING AS OF JUNE 30, 2013

(All investments for 7251 are in the Board of Treasury
Investment's Government Money Market Pool, and are carried at cost.)

<u>Account</u>	<u>June 30, 2012</u>	<u>June 30, 2013</u>
State Discretionary	\$ 2,439,841.17	\$ 2,420,072.26
Local Current Expense	7,859,009.21	9,948,928.35
Capitol Outlay/Permanent Impr.	80,539.29	80,613.22
Total Investments	10,379,389.67	12,449,613.83
Cash	2,906.77	703.91
Total	<u>\$ 10,382,296.44</u>	<u>\$ 12,450,317.74</u>

NEW BOND ISSUES TO BE ADMINISTERED BY THE MUNICIPAL BOND COMMISSION

July 1, 2012 - June 30, 2013

<u>Issue Date</u>	<u>Issue Amount</u>	<u>Issue</u>	<u>Final Maturity</u>
09/20/2012	\$ 1,250,000	Belington Water & Sewer Revenue, Series A	09/01/2052
12/20/2012	7,425,000	Berkeley County PSD Water Revenue, Series A	12/01/2024
12/20/2012	7,800,000	Berkeley County PSD Water Revenue, Series B	12/01/2033
08/29/2012	3,800,000	Beverly Water Revenue, Series A	03/01/2044
06/17/2013	601,000	Big Bend PSD Water Grant Anticipation Note, Series B	07/01/2016
06/27/2013	1,358,924	Bluefield Sewer Revenue, Series A	06/01/2044
11/05/2012	4,075,000	Brooke County Schools Refunding GO	05/01/2016
05/24/2013	880,500	Camden-on-Gauley Water Revenue, Series A	06/01/2044
12/18/2012	1,500,000	Charles Town Water & Sewer Revenue, Series A	09/01/2039
06/27/2013	591,977	Charles Town Water & Sewer Revenue, Series A	09/01/2044
03/27/2013	11,613,300	Charleston Sewer Revenue, Series A	06/01/2034
04/23/2013	9,220,000	Clarksburg Water Refunding Revenue, Series A	09/01/2019
06/25/2013	210,000	Cowen PSD Water & Sewer Revenue, Series B	09/01/2044
10/24/2012	25,555,000	Fairmont Water Refunding Revenue, Series D	07/01/2029
02/01/2013	3,780,000	Fairmont Water Revenue, Series A	09/01/2034
02/01/2013	1,000,000	Fairmont Water Revenue, Series B	09/01/2044
12/18/2012	800,000	Frankfort PSD Sewer Revenue, Series A	01/01/2033
07/27/2012	983,500	Gilbert Water Revenue, Series C	06/01/2052
05/24/2013	1,725,000	Gilmer County PSD Water Revenue, Series A	12/01/2044
02/01/2013	1,663,000	Greater Marion PSD Sewer Revenue, Series A	12/01/2052
10/25/2012	21,545,000	Hardy County Schools GO	06/01/2030
08/29/2012	1,228,000	Hinton Sewer Revenue, Series A	06/01/2052
03/28/2013	1,059,500	Huntington Sewer Revenue, Series A	11/01/2016
08/07/2012	244,500	Huttonsville PSD Water Revenue, Series A	03/01/2043
12/18/2012	1,085,000	Huttonsville PSD Water Revenue, Series C	09/01/2052
12/18/2012	1,100,000	Huttonsville PSD Water Revenue, Series D	12/01/2052
12/18/2012	1,700,000	Huttonsville PSD Water Revenue, Series E	09/01/2045
05/06/2013	5,167,000	Jane Lew PSD Sewer Revenue, Series A	12/01/2052
06/14/2013	1,660,000	Jefferson County PSD Sewer Revenue, Series A	06/01/2028
07/25/2012	15,795,000	Kingwood Sewer Revenue, Series A	06/01/2052
04/01/2013	3,500,000	Lewisburg Water Revenue, Series A	06/01/2033
02/07/2013	3,800,000	Logan County PSD Water Revenue, Series A	12/01/2052
04/11/2013	400,000	Logan Sewer Revenue, Series A	03/01/2053
11/08/2012	3,550,022	Marshall County PSD #3 Water Revenue, Series A	09/01/2052
10/23/2012	1,315,000	Martinsburg Water & Sewer Revenue, Series A	10/01/2032
11/01/2012	4,600,000	Mason County PSD Sewer Revenue, Series A	09/01/2052
07/10/2012	42,615,000	Monongalia County Schools Refunding GO	05/01/2033
12/20/2012	3,534,000	Morgantown Parking Refunding Revenue	12/01/2021
08/24/2012	570,000	Morgantown Water & Sewer Revenue, Series A	03/01/2044
10/05/2012	2,330,000	Morgantown Water & Sewer Revenue, Series C	10/01/2032

NEW BOND ISSUES TO BE ADMINISTERED BY THE MUNICIPAL BOND COMMISSION

July 1, 2012 - June 30, 2013

<u>Issue Date</u>	<u>Issue Amount</u>	<u>Issue</u>	<u>Final Maturity</u>
07/24/2012	1,910,000	Northern Jackson Cty PSD Water Revenue, Series A	06/01/2052
05/06/2013	1,000,000	Norton-Harding-Jimtown PSD Sewer Revenue, Series A	12/01/2044
05/16/2013	1,605,000	Ohio County PSD Sewer Revenue, Series A	06/01/2034
08/24/2012	500,000	Paw Paw Sewer Revenue, Series A	06/01/2052
12/11/2012	443,618	Pennsboro Sewer Revenue, Series A	12/01/2052
06/27/2013	4,074,770	Philippi Sewer Refunding Revenue, Series A	06/01/2053
11/21/2012	3,903,853	Preston Cty PSD #4 Water Revenue, Series A	03/01/2044
06/27/2013	3,713,058	Pt Pleasant Water & Sewer Revenue, Series A	09/01/2034
07/19/2012	4,000,000	Shepherdstown Water Revenue	06/01/2052
02/27/2013	203,000	Sistersville Sewer Revenue, Series A	09/01/2052
02/14/2013	3,140,000	Southern Jackson Cty PSD Water Revenue	09/01/2044
09/25/2012	6,130,000	Taylor County Schools Refunding GO	05/01/2019
05/23/2013	3,520,000	Union-Williams PSD Water Refunding Revenue	12/01/2037
05/06/2013	4,044,246	Welch Sewer Revenue, Series A	03/01/2053
02/01/2013	636,500	Weston Sewer Revenue, Series A	09/01/2043
05/30/2013	3,825,500	Wheeling Water & Sewer Refunding Revenue	06/01/2043
05/22/2013	19,300,000	Wood County Schools Refunding GO	05/01/2020
	<u>\$ 264,579,768</u>	57 New Issues	

PAID OUT ISSUES ADMINISTERED BY THE MUNICIPAL BOND COMMISSION

July 1, 2012 - June 30, 2013

<u>Issue Date</u>	<u>Issue Amount</u>	<u>Issue</u>	<u>Paid Out</u>
01/30/1974	\$ 338,000	Armstrong PSD Water, Called	01/02/2013
12/30/2004	10,000,000	Berkeley Cty PSD Water Refunding Revenue, Called	12/20/2012
01/20/2012	151,700	Big Bend PSD Water Dsgn Bond Antic Note, Series A, Called	06/18/2013
03/01/2001	15,000,000	Brooke County Schools GO, Called	11/15/2012
04/01/2005	2,655,000	Charleston Refunding Parking, Series B	06/01/2013
12/01/1992	25,500,405	Clarksburg Water Impr & Refunding Revenue	09/01/2012
07/01/2002	16,260,000	Clarksburg Water Refunding Revenue, Called	05/29/2013
06/01/1997	10,260,000	Fairmont Water Refunding Revenue, Called	10/25/2012
12/15/1998	9,600,000	Fairmont Water Revenue, Called	10/25/2012
05/14/1993	450,000	Fayetteville Water & Sewer Revenue, Series A, Escrow	10/01/2012
11/30/2006	3,150,000	Huntington Sewer Refunding Revenue, Series A, Called	04/15/2013
06/01/2003	1,445,000	Jefferson County PSD Sewer Revenue, Series A, Called	06/01/2013
01/30/2009	724,650	Kingwood Sewer Revenue, Series A, Called	07/26/2012
08/27/1999	120,000	Middlebourne Sewer Revenue, Series C	01/01/2013
08/18/2008	9,000,000	Morgan Cty Building Commission, Called	03/28/2013
12/12/2002	6,000,000	Morgantown Parking, Called	12/21/2012
09/08/1992	11,900,000	Morgantown Water & Sewer Revenue	12/01/2012
12/17/1998	1,780,000	Mullens Sewer Revenue, Series A	06/01/2013
10/30/2009	110,000	Northern Jackson Cty PSD Water, Series A, Called	07/25/2012
03/02/2010	325,000	Philippi Sewer Revenue, Series A, Called	06/28/2013
12/19/2002	320,000	Ravenswood Sewer Revenue, Called	12/04/2012
06/15/2010	97,247	Rivesville Water Revenue, Series A, Called	03/01/2013
04/01/2000	2,500,000	St. Albans Water & Sewer Refunding Revenue, Series A	04/01/2013
08/01/2003	7,910,000	Taylor County Schools GO, Called	05/01/2013
02/20/2008	75,500	Wayne Sewer Revenue, Series A, Called	12/19/2012
	<u>\$ 135,672,502</u>	25 Paid Out Issues	

BOND COUNSELS

<u>Code</u>	<u>Name</u>	<u>Address</u>	<u>Telephone</u>
BRD/BRM	Bowles, Rice, McDavid, Graff & Love	501 Avery St, PO Box 49, Parkersburg, WV 26101-0049	304-485-8500
DM	Dan Marshall	515 Market St, Ste 2001, PO Box 61, Parkersburg, WV 26102	304-485-0071
G&G	Goodwin & Goodwin	300 Summers St, Suite 1500, Charleston, WV 25301	304-346-7000
H&P	John Poffenbarger (Hamb & Poffenbarger)	213 Hale Street, Charleston, WV 25301	304-342-1678
JK	Jackson Kelly	1600 Laidley Tower, Box 553, Charleston, WV 25322	304-340-1000
JTP	John T Poffenbarger	213 Hale Street, Charleston, WV 25301	304-342-1678
LFG	Lewis, Glasser, Casey & Rollins	BB&T Sq, 300 Summers St, Ste 700, Charleston, WV 25301	304-345-2000
S&J	Steptoe & Johnson	Chase Tower, 8th Floor, PO Box 1588, Charleston, WV 25326	304-598-8000
STB	Spilman, Thomas & Battle	300 Kanawha Blvd E., PO Box 273, Charleston, WV 25321	304-340-3800
VLF	Vaughan Law Firm	2020 Kanawha Blvd East, Charleston, WV 25311	304-342-3900
V&W/VWL	Vaughan & Withrow	2020 Kanawha Blvd East, Charleston, WV 25311	304-342-3900

**PAYING AGENT BANKS
PUBLIC BONDHOLDERS**

CODE	PAYING AGENT	BANK NAME AND ADDRESS
MBC - BK OF AM	Banc of America	Banc of America Public Capitol Corp, 2059 Northlake Parkway, GA 3-003-04-01, Tucker, GA 30084
MBC - BBT:BH	BBT-Gov Finance	BB&T Governmental Finance, 5130 Parkway Plaza Blvd., Bldg #9, Charlotte, NC 28217
BK OF NEW YORK	Bank of New York	Bank of New York, 385 Rifle Camp Road, 3rd Floor, Corporate Trust, Woodland Park, NJ 07424
MBC - ROM	Bank of Romney	Bank of Romney, PO Box 876, Romney, WV 26757
CITY NB-CHAS	City Nat'l Bank-Chas	City National Bk, Trust Dept, 3601 MacCorkle Ave SE, Charleston, WV 25304
MBC - DAVIS TR:BH	Davis Trust Co	Davis Trust Co, 227 Davis Ave, PO Box 1429, Elkins, WV 26241-1429
MBC - DTC	Depository Trust	Depository Trust Company, 55 Water Street, New York, NY 10041
F CENTURY B-BLF	First Century Bank	First Century Bank, PO Box 1559, 500 Federal St, Bluefield, WV 24701-1559
MBC - FNB:BH	First National Bank	Pacific Coast Bankers' Bank, One Cedar Street, PO Box 457, Ronceverte, WV 24970
MBC - HUNT NB:BH	Huntington Bank-CO	Huntington National Bank, Corp Trust Depart - EA4E63, 7 Easton Oval, Columbus, OH 43219
MBC - JPMC:BH	JP Morgan Chase	JP Morgan Chase, 500 Neville Street, Beckley, WV 25801
MBC - MVB:BH	MVB Bank	MVB Bank, 1000 Johnson Avenue, Bridgeport, WV 26330
MBC - OVB:BH	Ohio Valley Bank	Ohio Valley Bank Comp, 420 3rd Avenue, Gallipolis, OH 45631
MBC - PVB	Page Valley Bank	Page Valley Bank, 17 W Main Street, Luray, VA 22835
MBC - PB:BH	Peoples Bank	Peoples Bank, 101 5th Aveune, Huntington, WV 25701
MBC - SUMMIT CM B	Summit Bank	Summit Community Bank, 310 N Main St, Moorefield, WV 26836
MBC - UNION B	Union Bank-Tyler Cty	Union Bank of Tyler County, PO Box 145, Middlebourne, WV 26149
MBC - UB:BH	United Bank	United Bank, 990 Elmer Prince Drive, Morgantown, WV 26505
UNITED B-CHAS	United Bank-Chas	United Bank, Trust Dept, PO Box 393, Charleston, WV 25322
MBC-WESBK:BH	Wesbanco	WesBanco (Wheeling Dollar S&T), Trust Dept, 1 Bank Plaza, Wheeling, WV 26003-3562
WESBK-WHEEL	Wesbanco-Wheeling	WesBanco (Wheeling Dollar S&T), Trust Dept, 1 Bank Plaza, Wheeling, WV 26003-3562

**PAYING AGENT BANKS
GOVERNMENTAL BONDHOLDERS**

CODE	PAYING AGENT	BANK NAME AND ADDRESS	AGENCY
MBC - BNY	Bank of New York	Bank of NY, 385 Rifle Camp Rd, 3rd Floor, Corp Trust, Woodland Park, NJ 07424	WDA
MBC - BNY2	Bank of New York	Bank of NY, 385 Rifle Camp Rd, 3rd Floor, Corp Trust, Woodland Park, NJ 07424	WDA
MBC - BBT	BB&T	BB&T, 300 Summers Street, Charleston, WV 25301	WDA
MBC - BPH	BPH	Bureau of Public Health, Internal Governmental Transfer	BPH
GMAC-CPLT1:B1T	Wells Fargo/Berkadia	Berkadia Commerical Mortgage, LLC (GMAC), PO Box 1657, Horsham, PA 19044	
MBC - DEP	DEP	Department of Environmental Protection, Internal Governmental Transfer	DEP
FED RES-RICHMON	Federal Reserve	Federal Reserve Bank, PO Box 27622, Richmond, VA 23261	
USDA:RD-BKLEY	Rural Development	Rural Development Authority, 481 Ragland Road, Beckley, WV 25801	
MBC - WVHD:US-P	WV Housing Develop	United Bank, 514 Market Street, Parkersburg, WV 26101	
MBC - UNB	United Bank	United Bank, Trust Dept, PO Box 393, Charleston, WV 25322	IJDC

GOVERNMENTAL AGENCIES

CODE	NAME	ADDRESS	TELEPHONE
BPH	Bureau of Public Health	350 Capitol Street, Room 313, Charleston WV 25301-3713	304-356-4301
DEP	Depart of Environmental Protection	601 57th Street SE, Charleston, WV 25304	304-926-0499
IJDC	Infrastructure Job Develop Council	c/o WDA 1009 Bullitt Street, Charleston, WV 25301	304-558-4607
WDA	Water Development Authority	1009 Bullitt Street, Charleston, WV 25301	304-414-6500

ACTIVE BOND ACCOUNTS

The following is a listing of all the active bond accounts maintained by the Commission, as of the report date. Discretionary accounts and Sinking Funds Accounts for paid out issues are not included. All bond issues paid by the Commission, whether as the paying agent, or through a paying agent, are listed. All reserve accounts for issues paid by others are also included.

ACCOUNT NAME -- The name includes the issuer, year, type of issue, and whether the issue is a revenue (REV) or general obligation (GO) issue. All GOs are labeled as such. Additional accounts include Reserve (RES), Depreciation (DEP) or Repair & Replacement (R&R) accounts. On GO issues over \$5 million, tax collections surplus to annual debt service are transferred to a Surplus Collection (SUR COL) account. Issues labeled ESCROW have either been fully funded in cash, or have had specific US Treasury investments purchased to defease the issue with future earnings.

ISSUE DATE -- The date of issue is shown in this column.

INTEREST RATE -- This column shows the interest rate, or range of rates, at which this bond was issued. It reflects the actual coupon rate. It is always listed from lowest to highest regardless of the order. Some rates may have matured, and no longer be outstanding. Some issues owned by WV Dept of Environmental Protection (MBC-DEP), the WV Bureau of Public Health (MBC-BPH) or the WV Infrastructure Council (MBC-UNB) were issued at an interest rate (0 – 3%) plus a 1% or ½% Administrative Fee which is also paid to the bondholder. They are labeled “+1% or 0.5% AF”.

ORIGINAL ISSUE -- This column indicates the amount of the original issue. If the amount is preceded by a #, it indicates that the full amount of the loan has not yet been drawn down.

OUTSTANDING -- This column indicates the principal outstanding as of the report date. Refunded issues, which are fully escrowed with an escrow trustee (ET) will have that trustee listed in this column, if other than the Commission. Inquiries on these issues should be directed to the trustee.

ACCOUNT BALANCE -- This column indicates the account balance as of the report date. If this is an escrow account, the balance may include both cash and escrow securities. The investments are carried at cost, which may be different than their matured value, but will defease the issue.

LAST DEBT -- This column gives the final maturity year for the bond issue. In some cases where a bond has been advance refunded with escrows purchased for a future call, the year of final call rather than the original final maturity may be shown.

DEBT MONTH -- This column indicates the month's debt service due on the issue on a calendar year basis, with the month of principal shown first. Issues with only one number have annual debt service. Issues labeled 99/99 have monthly debt service. Issues labeled 36/91 have quarterly debt service of the 3rd (March), 6th, 9th and 12th months. Issues labeled 14/71 or 25/81 are similar.

PAYING AGENT -- The Commission pays all funds for the debt service to these banks. Due to numerous bank mergers and name changes, the bank shown in this column may not agree with the bank named on the original bond (see Paying Agent address page).

INSURED -- If this issue is insured, an “I” will appear in this column.

COUNSEL-LEGAL OPINIONS -- The Commission does not have legal opinions for these issues. Almost all issues now have a legal opinion printed on the bond. If a legal opinion is needed, it can be obtained from the bond counsel for the issue (see Bond Counsel address page).

DISCLAIMER

While every attempt has been made to verify the accuracy of this data, no guarantee of accuracy should be assumed.

ACCOUNT NAME	ISSUE DATE	INTEREST RATE	ORIGINAL ISSUE	OUTSTANDING (06/30/13)	ACCT - BAL (06/30/13)	LAST DEBT	DEBT MONTH	PAYING AGENT	BOND I COUNSEL
ADRIAN PSD 00-A WATER RESERVE	10/06/00				56,973.53				
ADRIAN PSD 04-A WATER RESERVE	02/18/04				49,297.63				
ADRIAN PSD 08-A WATER RESERVE	10/23/08				26,781.79				
ADRIAN PSD 08-B WATER REVENUE	10/23/08	0.000%	500,000	460,784	2,098.49	2048	36/91	MBC - UNB	JK
ADRIAN PSD 08-B WATER RESERVE	10/23/08				13,097.17				
ADRIAN PSD 10-A WATER REVENUE	10/28/10	0.000%	#175,700	11,346	378.21	2050	36/91	MBC - UNB	S&J
ADRIAN PSD 10-A WATER RESERVE	10/28/10				718.64				
ADRIAN PSD 88 (SERIES 89) WATER RESERVE	07/21/88				58,337.07				
ADRIAN PSD 96-A WATER RESERVE	09/11/96				35,811.00				
ADRIAN PSD 96-B WATER RESERVE	09/11/96				46,828.20				
ALBRIGHT 09-A WATER REVENUE	05/21/09	0.000%	#327,315	294,247	1,653.84	2045	36/91	MBC - UNB	S&J
ALBRIGHT 09-A WATER RESERVE	05/21/09				9,292.48				
ALDERSON 01-A SEWER REFUNDING REVENUE	09/13/01	5.000% - 5.850%	550,000	380,000	20,964.57	2025	10/04	MBC - DTC	S&J
ALDERSON 01-A SEWER REFUNDING RESERVE	09/13/01				44,449.14				
ALDERSON 86-B SEWER REVENUE	08/18/86	0.000%	90,762	30,254	1,748.04	2025	10/	MBC - BNY2	S&J
ALDERSON 86-B SEWER RESERVE	08/18/86				2,330.48				
ALPINE LAKE 08-A SEWER RESERVE	01/10/08				65,218.42				S&J
ALPINE LAKE 06-A WATER RESERVE	08/10/06				45,354.26				S&J
ALPINE LAKE 06-B WATER RESERVE	08/10/06				24,360.09				S&J
ANSTED 00 SEWER REVENUE	12/11/00	0.000% - +0.5%AF	580,645	362,890	1,784.26	2032	36/91	MBC - DEP	S&J
ANSTED 00 SEWER RESERVE	12/11/00				19,361.75				
ANSTED 99 SEWER SYS DESIGN REVENUE	04/13/99	0.000% - +1.0%AF	183,285	59,566	1,305.56	2019	36/91	MBC - DEP	S&J
ANSTED 99 SEWER SYS DESIGN RESERVE	04/13/99				11,767.62				
ARMSTRONG PSD 02-A SEWER REVENUE	12/01/02	4.000% - 5.600%	785,000	520,000	20,159.90	2025	04/10	MBC - DTC	S&J
ARMSTRONG PSD 02-A SEWER RESERVE	12/01/02				62,945.91				
ARMSTRONG PSD 06-A SEWER REVENUE BAN	12/21/06	3.000% - 5.000%	50,000	35,243	1,601.67	2019	36/91	MBC - BBT	JK
ARMSTRONG PSD (DEEPWATER) 94-A SEWER REV	11/15/94	6.750%	429,000	349,369	12,258.37	2033	10/04	MBC - BNY	JK
ARMSTRONG PSD (DEEPWATER) 94-A SEWER RES	11/15/94				31,626.24				
ARMSTRONG PSD (DEEPWATER) 94-B SEWER REV	11/15/94	0.000%	37,540	5,159	319.29	2016	36/91	MBC - DEP	JK
ARMSTRONG PSD (DEEPWATER) 94-B SEWER RES	11/15/94				1,878.25				
ARMSTRONG PSD 01-A WATER RESERVE	12/13/01				30,114.22				
ARMSTRONG PSD 11-A WATER RESERVE	03/28/11				1,193.66				

ACCOUNT NAME	ISSUE DATE	INTEREST RATE	ORIGINAL ISSUE	OUTSTANDING (06/30/13)	ACCT - BAL (06/30/13)	LAST DEBT	DEBT MONTH	PAYING AGENT	BOND I COUNSEL
ATHENS 00 WATER & SEWER REVENUE	05/24/00	2.000% - +1.0%AF	711,976	319,224	10,307.28	2021	36/91	MBC - DEP	S&J
ATHENS 00 WATER & SEWER RESERVE	05/24/00				49,200.94				
ATHENS 04-A WATER & SEWER REVENUE	05/26/04	0.000%	303,000	242,006	1,380.70	2044	36/91	MBC - UNB	S&J
ATHENS 04-A WATER & SEWER RESERVE	05/26/04				10,207.11				
ATHENS 04-B WATER & SEWER REVENUE	05/26/04	0.000% - +0.5%AF	2,262,000	1,677,650	14,215.79	2035	36/91	MBC - DEP	S&J
ATHENS 04-B WATER & SEWER RESERVE	05/26/04				75,492.27				
BARRACKVILLE 10-A SEWER REVENUE	12/22/10	0.000%	#3,329,658	3,261,590	4,200.17	2051	36/91	MBC - UNB	S&J
BARRACKVILLE 10-A SEWER RESERVE	12/22/10				5,418.96				
BARRACKVILLE 10-B SEWER REVENUE	12/22/10	0.000% - +0.5%AF	2,500,000	2,453,636	4,523.13	2042	36/91	MBC - DEP	S&J
BARRACKVILLE 10-B SEWER RESERVE	12/22/10				5,024.91				
BARRACKVILLE 85-A SEWER REVENUE	12/09/85	9.750%	618,894	447,279	30,387.98	2025	10/04	MBC - BNY	S&J
BARRACKVILLE 85-A SEWER RESERVE	12/09/85				62,204.99				
BARRACKVILLE 85-B SEWER REVENUE	12/09/85	0.000%	308,106	105,405	12,087.47	2025	10/	MBC - BNY2	S&J
BARRACKVILLE 85-B SEWER RESERVE	12/09/85				12,493.72				
BARRACKVILLE 87-A SEWER REVENUE	11/06/87	8.380%	100,379	71,190	4,456.51	2026	10/04	MBC - BNY	S&J
BARRACKVILLE 87-A SEWER RESERVE	11/06/87				8,849.87				
BARRACKVILLE 87-B SEWER REVENUE	11/06/87	0.000%	24,621	9,071	593.44	2026	10/	MBC - BNY2	S&J
BARRACKVILLE 87-B SEWER RESERVE	11/06/87				1,000.70				
BATH 02-A WATER REVENUE	12/09/02	0.000% - +1.0%AF	#1,150,000	759,829	12,110.61	2033	36/91	MBC - BPH	JK
BATH 02-A WATER RESERVE	12/09/02				38,368.84				
BATH 06-A WATER REVENUE	08/29/06	0.000% - +1.0%AF	1,250,000	999,992	7,989.53	2037	36/91	MBC - BPH	JK
BATH 06-A WATER RESERVE	08/29/06				28,270.32				
BATH 06-B WATER REVENUE	08/29/06	0.000%	1,237,000	1,067,215	5,211.47	2046	36/91	MBC - UNB	JK
BATH 06-B WATER RESERVE	08/29/06				17,590.29				
BATH 08-A WATER REFUNDING REVENUE	11/05/08	4.180%	1,091,000	851,085	18,471.53	2024	99/99	MBC-BBT:BH	S&J
BATH 08-A WATER REFUNDING RESERVE	11/05/08				95,465.71				
BATH 09-A WATER REVENUE	10/29/09	0.000%	2,193,910	2,029,363	6,094.34	2041	36/91	MBC - BPH	S&J
BATH 09-A WATER RESERVE	10/29/09				18,471.54				
BECKLEY 09 PARKING REFUNDING REVENUE	09/17/09	3.750% - 4.700%	1,485,000	1,250,000	26,628.62	2026	06/12	MBC - DTC	S&J
BECKLEY 09 PARKING REFUNDING RESERVE	09/17/09				66,391.82				
BECKLEY 04-A SEWER REVENUE	09/28/04	2.000% - +1.0%AF	9,039,000	6,276,218	151,404.51	2026	36/91	MBC - DEP	VLF
BECKLEY 04-A SEWER RESERVE	09/28/04				406,232.11				

ACCOUNT NAME	ISSUE DATE	INTEREST RATE	ORIGINAL ISSUE	OUTSTANDING (06/30/13)	ACCT - BAL (06/30/13)	LAST DEBT	DEBT MONTH	PAYING AGENT	BOND I COUNSEL
BECKLEY 09-A SEWER REVENUE	09/18/09	2.000% - +1.0%AF	#679,316	586,513	15,458.19	2030	36/91	MBC - DEP	JK
BECKLEY 09-A SEWER RESERVE	09/18/09				14,820.52				
BECKLEY 09-C SEWER REVENUE	09/18/09	0.000% - +.25%AF	1,035,783	968,953	5,152.35	2049	36/91	MBC - DEP	JK
BECKLEY 09-C SEWER RESERVE	09/18/09				7,135.97				
BECKLEY 98-A SEWER REVENUE	03/17/98	2.000% - +1.0%AF	11,000,000	4,212,287	181,268.64	2020	36/91	MBC - DEP	V&W
BECKLEY 98-A SEWER RESERVE	03/17/98				669,446.21				
BECKLEY 10-A STORMWATER REVENUE	12/15/10	3.870%	2,000,000	1,835,223	23,980.22	2031	99/99	MBC - JPMC:B	H S&J
BELINGTON 04-A WATER & SEWER RESERVE	07/15/04				8,581.04				
BELINGTON 04-B WATER & SEWER RESERVE	07/15/04				26,078.40				
BELINGTON 04-C WATER & SEWER REVENUE	07/15/04	0.000%	1,000,000	805,195	2,500.51	2044	36/91	MBC - UNB	S&J
BELINGTON 04-C WATER & SEWER RESERVE	07/15/04				19,720.18				
BELINGTON 12-A WATER & SEWER REVENUE	09/20/12	0.000%	#1,250,000	1,010,498	0.00	2052	36/91	MBC - UNB	S&J
BELINGTON 12-A WATER & SEWER RESERVE	09/20/12				0.00				
BELINGTON 12-B WATER & SEWER RESERVE	09/20/12				0.00				
BELINGTON 12-C WATER & SEWER RESERVE	09/20/12				0.00				
BELINGTON 97-A WATER & SEWER REVENUE	03/03/97	6.250%	475,000	395,314	12,288.22	2035	10/04	MBC - BNY	S&J
BELINGTON 97-A WATER & SEWER RESERVE	03/03/97				32,858.11				
BELINGTON 97-B W & S SYS DESIGN REVENUE	08/26/97	2.000% - +1.0%AF	331,042	81,654	4,556.64	2017	36/91	MBC - DEP	S&J
BELINGTON 97-B W & S SYS DESIGN RESERVE	08/26/97				20,891.26				
BELLE 08-A SEWER REVENUE	11/20/08	0.000% - +0.5%AF	1,945,100	1,718,160	5,811.06	2039	36/91	MBC - DEP	S&J
BELLE 08-A SEWER RESERVE	11/20/08				64,839.51				
BELLE 09-A SEWER REVENUE	09/25/09	0.000% - +1.0%AF	275,396	252,446	1,678.73	2040	36/91	MBC - DEP	S&J
BELLE 09-A SEWER RESERVE	09/25/09				9,180.45				
BELMONT 04-A SEWER REVENUE	08/19/04	0.000% - +0.5%AF	1,219,978	925,150	15,237.96	2036	36/91	MBC - DEP	S&J
BELMONT 04-A SEWER RESERVE	08/19/04				31,582.65				S&J
BELMONT 97-A WATER REVENUE	12/15/97	6.250%	1,302,490	1,089,658	56,357.99	2035	10/04	MBC - BNY	S&J
BELMONT 97-A WATER RESERVE	12/15/97				90,614.71				
BENWOOD 00-A SEWER REVENUE	12/20/00	0.000% - +0.5%AF	318,300	198,915	3,215.31	2032	36/91	MBC - DEP	S&J
BENWOOD 00-A SEWER RESERVE	12/20/00				13,000.10				
BENWOOD 00-B SEWER REVENUE	12/20/00	0.000%	245,600	174,275	1,780.64	2040	36/91	MBC - UNB	S&J
BENWOOD 00-B SEWER RESERVE	12/20/00				8,109.31				
BENWOOD 11-A WATER REVENUE	03/17/11	0.000%	#1,550,000	1,508,512	3,364.70	2051	36/91	MBC - UNB	S&J

ACCOUNT NAME	ISSUE DATE	INTEREST RATE	ORIGINAL ISSUE	OUTSTANDING (06/30/13)	ACCT - BAL (06/30/13)	LAST DEBT	DEBT MONTH	PAYING AGENT	BOND I COUNSEL
BENWOOD 11-A WATER RESERVE	03/17/11				40,067.56				
BERKELEY COUNTY SEWER PSD 00-A REVENUE	05/25/00	0.000% - +0.5%AF	937,500	539,037	3,144.60	2030	36/91	MBC - DEP	S&J
BERKELEY COUNTY SEWER PSD 00-A RESERVE	05/25/00				31,362.55				
BERKELEY COUNTY SEWER PSD 01-A REVENUE	03/30/01	0.000% - 1.000%	429,000	181,314	2,033.60	2021	36/91	MBC - UNB	S&J
BERKELEY COUNTY SEWER PSD 01-A RESERVE	03/30/01				24,373.30				
BERKELEY COUNTY SEWER PSD 01-B REVENUE	08/07/01	0.000% - 0.500%	2,909,850	1,794,396	12,125.06	2031	36/91	MBC - DEP	S&J
BERKELEY COUNTY SEWER PSD 01-B RESERVE	08/07/01				97,230.73				
BERKELEY COUNTY SEWER PSD 02-A REVENUE	05/09/02	0.000% - +0.5%AF	750,000	481,250	2,522.37	2032	36/91	MBC - DEP	S&J
BERKELEY COUNTY SEWER PSD 02-A RESERVE	05/09/02				25,030.63				
BERKELEY COUNTY SEWER PSD 02-B REVENUE	07/11/02	0.000% - +0.5%AF	456,548	292,933	1,536.76	2032	36/91	MBC - DEP	S&J
BERKELEY COUNTY SEWER PSD 02-B RESERVE	07/11/02				15,536.70				
BERKELEY COUNTY SEWER PSD 02-C REVENUE	08/28/02	0.000% - +0.5%AF	30,500,000	21,636,744	111,311.48	2034	36/91	MBC - DEP	S&J
BERKELEY COUNTY SEWER PSD 02-C RESERVE	08/28/02				933,435.66				
BERKELEY COUNTY SEWER PSD 02-D REVENUE	08/28/02	5.800%	4,965,465	4,508,595	133,441.14	2039	10/04	MBC - BNY	S&J
BERKELEY COUNTY SEWER PSD 02-D RESERVE	08/28/02				305,984.63				
BERKELEY COUNTY SEWER PSD 02-E REVENUE	08/28/02	5.800%	560,822	515,504	14,331.87	2041	10/04	MBC - BBT	S&J
BERKELEY COUNTY SEWER PSD 02-E RESERVE	08/28/02				33,974.79				
BERKELEY COUNTY SEWER PSD 03-A REVENUE	08/14/03	2.000% - +1.0%AF	252,922	145,285	1,570.04	2023	36/91	MBC - DEP	S&J
BERKELEY COUNTY SEWER PSD 03-A RESERVE	08/14/03				15,425.01				
BERKELEY COUNTY SEWER PSD 03-B REVENUE	08/14/03	2.000% - +1.0%AF	330,862	190,054	2,061.92	2023	36/91	MBC - DEP	S&J
BERKELEY COUNTY SEWER PSD 03-B RESERVE	08/14/03				20,137.26				
BERKELEY COUNTY SEWER PSD 04-A REVENUE	11/30/04	0.000%	1,999,600	1,521,435	5,453.75	2039	36/91	MBC - UNB	S&J
BERKELEY COUNTY SEWER PSD 04-A RESERVE	11/30/04				50,187.44				
BERKELEY CTY S PSD 06-A CAP IMP FEE REV	11/01/06	4.375% - 5.000%	15,405,000	12,180,000	698,931.80	2026	10/04	MBC - DTC	S&J
BERKELEY CTY S PSD 06-A CAP IMP FEE RES	11/01/06				1,230,603.52				S&J
BERKELEY COUNTY SEWER PSD 06-A & B RES	10/19/06				317,262.79				S&J
BERKELEY COUNTY SEWER PSD 06-A REVENUE	10/01/06	3.800% - 4.650%	3,665,000	2,790,000	170,767.88	2025	10/04	MBC - DTC	S&J
BERKELEY COUNTY SEWER PSD 06-B REVENUE	10/01/06	4.800%	240,000	240,000	3,656.62	2025	10/04	MBC - DTC	S&J
BERKELEY COUNTY SEWER PSD 07-A REVENUE	03/06/07	4.100% - 5.000%	3,970,000	3,720,000	75,645.58	2047	03/09	MBC - DTC	S&J
BERKELEY COUNTY SEWER PSD 07-A RESERVE	03/06/07				142,851.20				
BERKELEY COUNTY SEWER PSD 07-B RESERVE	03/06/07				203,987.09				
BERKELEY COUNTY SEWER PSD 07-C RESERVE	03/06/07				203,987.09				

ACCOUNT NAME	ISSUE DATE	INTEREST RATE	ORIGINAL ISSUE	OUTSTANDING (06/30/13)	ACCT - BAL (06/30/13)	LAST DEBT	DEBT MONTH	PAYING AGENT	BOND I COUNSEL
BERKELEY COUNTY SEWER PSD 07-D RESERVE	03/06/07				161,016.95				
BERKELEY COUNTY SEWER PSD 07-E RESERVE	03/06/07				11,332.61				
BERKELEY COUNTY SEWER PSD 07-F RESERVE	03/06/07				113,326.15				
BERKELEY COUNTY SEWER PSD 09-A REVENUE	07/31/09	4.000% - 5.300%	2,695,000	2,380,000	75,420.99	2029	03/09	MBC - DTC	S&J
BERKELEY COUNTY SEWER PSD 09-A RESERVE	07/31/09				225,599.17				
BERKELEY COUNTY SEWER PSD 09-B REVENUE	07/31/09	3.000%	1,000,000	855,019	10,721.34	2029	36/91	MBC - UNB	S&J
BERKELEY COUNTY SEWER PSD 09-B RESERVE	07/31/09				66,699.51				
BERKELEY COUNTY SEWER PSD 86-B REVENUE	03/07/86	0.000%	1,638,194	560,435	39,935.49	2025	10/	MBC - BNY2	S&J
BERKELEY COUNTY SEWER PSD 86-B RESERVE	03/07/86				50,488.37				
BERKELEY COUNTY SEWER PSD 90-A REVENUE	05/03/90	7.850%	828,629	632,518	32,780.46	2029	10/04	MBC - BNY	S&J
BERKELEY COUNTY SEWER PSD 90-A RESERVE	05/03/90				68,734.81				
BERKELEY COUNTY SEWER PSD 90-B REVENUE	05/03/90	0.000%	38,669	16,856	1,312.51	2029	10/	MBC - BNY2	S&J
BERKELEY COUNTY SEWER PSD 90-B RESERVE	05/03/90				1,163.21				
BERKELEY COUNTY SEWER PSD 94-A REVENUE	10/05/94	6.750%	494,288	402,538	16,957.29	2033	10/04	MBC - BNY	S&J
BERKELEY COUNTY SEWER PSD 94-A RESERVE	10/05/94				36,451.63				
BERKELEY COUNTY SEWER PSD 94-C REVENUE	11/17/94	0.000%	2,772,879	346,609	34,310.24	2015	36/91	MBC - DEP	S&J
BERKELEY COUNTY SEWER PSD 94-C RESERVE	11/17/94				162,365.65				
BERKELEY COUNTY SEWER PSD 95-A REVENUE	02/09/95	0.000%	3,837,640	527,670	36,737.14	2016	36/91	MBC - DEP	S&J
BERKELEY COUNTY SEWER PSD 95-A RESERVE	02/09/95				208,476.92				
BERKELEY COUNTY SEWER PSD 95-B REVENUE	12/29/95	0.000% - +1.0%AF	2,138,506	294,041	38,645.56	2016	36/91	MBC - DEP	S&J
BERKELEY COUNTY SEWER PSD 95-B RESERVE	12/29/95				107,345.09				
BERKELEY COUNTY SEWER PSD 96-A REVENUE	02/13/96	0.000% - +1.0%AF	319,902	43,978	5,782.30	2016	36/91	MBC - DEP	S&J
BERKELEY COUNTY SEWER PSD 96-A RESERVE	02/13/96				18,766.23				
BERKELEY COUNTY SEWER PSD 96-B REVENUE	05/01/96	0.000% - +1.0%AF	2,628,633	460,005	54,611.71	2016	36/91	MBC - DEP	S&J
BERKELEY COUNTY SEWER PSD 96-B RESERVE	05/01/96				131,944.41				
BERKELEY COUNTY SEWER PSD 96-C REVENUE	05/01/96	0.000% - +1.0%AF	837,579	146,566	17,151.25	2016	36/91	MBC - DEP	S&J
BERKELEY COUNTY SEWER PSD 96-C RESERVE	05/01/96				49,131.15				
BERKELEY COUNTY SEWER PSD 97-A REVENUE	06/12/97	2.000% - +1.0%AF	148,000	36,568	1,560.28	2017	36/91	MBC - DEP	S&J
BERKELEY COUNTY SEWER PSD 97-A RESERVE	06/12/97				9,007.38				S&J
BERKELEY COUNTY SEWER PSD 97-B REVENUE	12/11/97	2.000% - +1.0%AF	1,250,000	394,820	13,184.97	2018	36/91	MBC - DEP	S&J
BERKELEY COUNTY SEWER PSD 97-B RESERVE	12/11/97				76,073.63				
BERKELEY COUNTY SEWER PSD 99-A REVENUE	10/28/99	0.000% - +0.5%AF	30,707,296	18,794,978	112,616.95	2031	36/91	MBC - DEP	S&J

ACCOUNT NAME	ISSUE DATE	INTEREST RATE	ORIGINAL ISSUE	OUTSTANDING (06/30/13)	ACCT - BAL (06/30/13)	LAST DEBT	DEBT MONTH	PAYING AGENT	BOND I COUNSEL
BERKELEY COUNTY SEWER PSD 99-A RESERVE	10/28/99				1,060,844.21				
BERKELEY COUNTY PSD 01-A WATER REVENUE	09/25/01	5.800%	2,010,000	1,780,339	60,926.88	2039	10/04	MBC - BNY	S&J
BERKELEY COUNTY PSD 01-A WATER RESERVE	09/25/01				132,158.23				
BERKELEY COUNTY PSD 03-A&B WATER RESERVE	04/30/03				175,871.51				
BERKELEY COUNTY PSD 03-B WATER REF REV	04/01/03	2.000% - 4.400%	2,030,000	1,015,000	129,941.35	2019	09/03	MBC - DTC	S&J
BERKELEY COUNTY PSD 03-C WATER REVENUE	05/15/03	5.000%	2,430,000	1,619,663	123,340.18	2023	10/04	MBC - BNY	S&J
BERKELEY COUNTY PSD 03-C WATER RESERVE	05/15/03				195,103.34				
BERKELEY COUNTY PSD 06 WATER REVENUE	12/28/06	3.500% - 4.300%	10,000,000	9,660,000	151,239.61	2036	12/06	MBC - DTC	S&J
BERKELEY COUNTY PSD 06 WATER RESERVE	12/28/06		FSA INSURED		0.00				
BERKELEY COUNTY PSD 07 WATER BAN	02/08/07	4.250%	20,000,000	12,000,000	273,743.94	2014	02/08	MBC - BK OF AM	S&J
BERKELEY COUNTY PSD 07 WATER BAN RESERVE	02/08/07				1,001,749.78				
BERKELEY COUNTY PSD 07-A WATER REVENUE	12/21/07	3.400% - 4.250%	2,300,000	2,300,000	55,024.42	2025	06/12	MBC - DTC	S&J
BERKELEY COUNTY PSD 07-A WATER RESERVE	12/21/07				0.00				
BERKELEY COUNTY PSD 08 WATER REVENUE	01/24/08	4.000% - 4.250%	9,500,000	9,500,000	98,652.64	2037	12/06	MBC - DTC	S&J
BERKELEY COUNTY PSD 08 WATER RESERVE	01/24/08		FSA INSURED		0.00				
BERKELEY COUNTY PSD 09 WATER REVENUE	02/17/09	2.000% - 4.400%	7,510,000	6,645,000	212,286.19	2028	12/06	MBC - DTC	S&J
BERKELEY COUNTY PSD 09 WATER RESERVE	02/17/09				712,147.85				
BERKELEY COUNTY PSD 12-A WATER REVENUE	12/20/12	1.000% - 2.375%	7,425,000	7,425,000	393,565.55	2024	12/06	MBC - DTC	S&J
BERKELEY COUNTY PSD 12-A WATER RESERVE	12/20/12				742,569.68				
BERKELEY COUNTY PSD 12-B WATER REVENUE	12/20/12	1.000% - 3.250%	7,800,000	7,800,000	56,260.69	2033	12/06	MBC - DTC	S&J
BERKELEY COUNTY PSD 12-B WATER RESERVE	12/20/12				739,066.35				
BERKELEY CTY(HEDGESVILE93A)PSD 93B W REV	03/08/93	7.750%	528,871	423,874	20,511.07	2031	10/04	MBC - BNY	BRM
BERKELEY CTY(HEDGESVILE93A)PSD 93B W RES	03/08/93				43,372.00				
BERKELEY CTY(HEDGESVILE93B)PSD 93C W REV	03/08/93	0.000%	17,629	8,588	668.03	2031	10/	MBC - BNY2	BRM
BERKELEY CTY(HEDGESVILE93B)PSD 93C W RES	03/08/93				452.68				
BERKELEY CTY (OPEQUON 93) PSD 93-D W REV	07/29/93	6.750%	10,257,957	8,305,984	360,056.44	2033	10/04	MBC - BNY	BRM
BERKELEY CTY (OPEQUON 93) PSD 93-D W RES	07/29/93				751,654.33				
BERKELEY CTY (HEDGESVILE96) PSD 96 W REV	08/06/96	6.250%	677,158	562,069	22,258.16	2035	10/04	MBC - BNY	BRM
BERKELEY CTY (HEDGESVILE96) PSD 96 W RES	08/06/96				46,740.86				
BERKELEY COUNTY SCHOOLS 10 GO	02/17/10	2.000% - 4.000%	51,500,000	44,045,000	872,293.29	2025	05/11	MBC - DTC	S&J
BERKELEY COUNTY SCHOOLS 10 GO SUR COL	02/17/10				621,854.02				
BERKELEY COUNTY SCHOOLS 12 REF GO	02/09/12	1.100% - 2.000%	11,570,000	9,405,000	1,212,577.02	2017	05/11	MBC - DTC	S&J

ACCOUNT NAME	ISSUE DATE	INTEREST RATE	ORIGINAL ISSUE	OUTSTANDING (06/30/13)	ACCT - BAL (06/30/13)	LAST DEBT	DEBT MONTH	PAYING AGENT	BOND I COUNSEL
BERKELEY COUNTY SCHOOLS 12 REF SPEC SUR	02/09/12				569,297.50				
BETHANY 05-A SEWER REVENUE	02/22/05	3.000%	1,250,000	894,408	13,921.28	2026	36/91	MBC - UNB	S&J
BETHANY 05-A SEWER RESERVE	02/22/05				60,215.84				
BETHANY 09-A SEWER RESERVE	06/19/09				5,867.42				
BEVERLY 01-A SEWER REVENUE	09/11/01	0.000% - +0.5%AF	300,000	187,500	997.96	2032	36/91	MBC - DEP	S&J
BEVERLY 01-A SEWER RESERVE	09/11/01				10,025.58				
BEVERLY 82-B SEWER REVENUE	10/28/82	0.000%	86,500	16,365	1,941.97	2019	10/	MBC - BNY2	S&J
BEVERLY 97-A SEWER REVENUE	08/28/97	0.000%	248,258	151,801	6,452.90	2037	36/91	MBC - UNB	S&J
BEVERLY 97-A SEWER RESERVE	08/28/97				6,341.69				
BEVERLY 12-A WATER REVENUE	08/29/12	0.000% - +1.0%AF	#3,800,000	2,428,630	0.00	2044	36/91	MBC - BPH	S&J
BEVERLY 12-A WATER RESERVE	08/29/12				0.00				
BIG BEND PSD 98 SEWER REVENUE	05/13/98	0.000%	208,920	131,739	890.99	2038	36/91	MBC - UNB	JTP
BIG BEND PSD 98 SEWER RESERVE	05/13/98				5,338.54				
BIG BEND PSD 13-A WATER RESERVE	06/17/13				0.00				
BIG BEND PSD 13-B WATER GAN	06/17/13	0.000%	601,000	47,149	0.00	2016	07/	MBC - BBT	S&J
BINGAMON PSD 05-A WATER RESERVE	08/24/05				13,373.65				
BIRCH RIVER PSD 09-A WATER RESERVE	10/19/09				5,759.30				
BLUEFIELD 00-A SEWER REVENUE	07/13/00	0.000% - +1.0%AF	307,000	118,947	1,713.93	2021	36/91	MBC - DEP	VLF
BLUEFIELD 00-A SEWER RESERVE	07/13/00				15,369.56				
BLUEFIELD 04 SEWER REFUNDING REVENUE	12/01/04	3.250% - 4.200%	3,175,000	1,720,000	361,812.56	2017	07/01	MBC - DTC	S&J
BLUEFIELD 04 SEWER REFUNDING RESERVE	12/01/04				390,621.30				
BLUEFIELD 13-A SEWER REVENUE	06/27/13	0.500% - +0.5%AF	#1,358,924	185,727	0.00	2044	36/91	MBC - DEP	S&J
BLUEFIELD 13-A SEWER RESERVE	06/27/13				0.00				
BLUEFIELD 95 SEWER REFUNDING REVENUE	08/29/95	0.000% - +1.0%AF	7,945,000	993,120	42,247.24	2015	36/91	MBC - DEP	S&J
BLUEFIELD 95 SEWER REFUNDING RESERVE	08/29/95				397,654.17				
BLUEFIELD 99-A (SERIES 98A) SEWER REV	05/20/99	0.000% - +1.0%AF	1,116,645	446,656	6,233.76	2021	36/91	MBC - DEP	VLF
BLUEFIELD 99-A (SERIES 98A) SEWER RES	05/20/99				55,895.88				
BLUEWELL PSD 00 WATER REVENUE	08/29/00	0.000% - +1.0%AF	1,275,000	775,625	8,774.30	2031	36/91	MBC - BPH	S&J
BLUEWELL PSD 00 WATER RESERVE	08/29/00				42,579.30				
BLUEWELL PSD 04 WATER RESERVE	06/30/04				23,240.73				
BLUEWELL PSD 05-A WATER RESERVE	04/13/05				12,269.85				
BLUEWELL PSD 05-B WATER RESERVE	04/13/05				667.55				

ACCOUNT NAME	ISSUE DATE	INTEREST RATE	ORIGINAL ISSUE	OUTSTANDING (06/30/13)	ACCT - BAL (06/30/13)	LAST DEBT	DEBT MONTH	PAYING AGENT	BOND I COUNSEL
BLUEWELL PSD 10-A WATER REVENUE	01/31/10	3.970%	300,000	212,884	6,019.07	2020	99/99	MBC-BBT:BH	S&J
BLUEWELL PSD 10-A WATER RESERVE	01/31/10				36,571.86				
BOONE COUNTY PSD 08-A SEWER REVENUE	04/16/08	0.000%	1,200,000	1,083,105	5,454.73	2048	36/91	MBC - UNB	S&J
BOONE COUNTY PSD 08-A SEWER RESERVE	04/16/08				31,222.67				
BOONE CTY (DANVILLE) PSD 93-A SEWER REV	07/30/93	6.750%	4,384,319	3,550,033	162,404.87	2033	10/04	MBC - BNY	S&J
BOONE CTY (DANVILLE) PSD 93-A SEWER RES	07/30/93				321,262.52				
BOONE COUNTY PSD 00-A WATER REVENUE	04/26/00	0.000% - +1.0%AF	2,130,000	1,278,000	7,437.42	2031	36/91	MBC - BPH	S&J
BOONE COUNTY PSD 00-A WATER RESERVE	04/26/00		LTR/CREDIT		0.00				
BOONE COUNTY PSD 00-B WATER REVENUE	04/26/00	0.000%	4,909,161	3,388,904	11,433.11	2040	36/91	MBC - UNB	S&J
BOONE COUNTY PSD 00-B WATER RESERVE	04/26/00		LTR/CREDIT		0.00				
BOONE COUNTY PSD 10-A WATER REVENUE	10/14/10	0.000%	#1,062,000	883,573	2,398.91	2050	36/91	MBC - UNB	S&J
BOONE COUNTY PSD 10-A WATER RESERVE	10/14/10		LTR/CREDIT		0.00				
BOONE-RALEIGH PSD 07 SEWER NOTE	08/27/07	3.000% - 5.000%	75,000	3,476	3,529.47	2013	36/91	MBC - BBT	RR
BOONE-RALEIGH PSD 94-A SEWER REVENUE	07/20/94	6.750%	1,543,981	1,257,387	49,758.17	2033	10/04	MBC - BNY	JK
BOONE-RALEIGH PSD 94-A SEWER RESERVE	07/20/94				113,732.25				
BOONE-RALEIGH PSD 94-B SEWER REVENUE	07/20/94	0.000%	518,919	58,374	3,353.74	2015	36/91	MBC - DEP	JK
BOONE-RALEIGH PSD 94-B SEWER RESERVE	07/20/94				25,950.93				
BRADLEY PSD 02-A SEWER REVENUE	06/25/02	0.000% - +0.5%AF	293,000	192,878	934.72	2033	36/91	MBC - DEP	G&G
BRADLEY PSD 02-A SEWER RESERVE	06/25/02				10,793.28				
BRADLEY PSD 05-A SEWER REF REVENUE	01/14/05	0.000% - +0.5%AF	6,192,677	4,799,325	19,553.03	2036	36/91	MBC - DEP	G&G
BRADLEY PSD 05-A SEWER REF RESERVE	01/14/05				164,570.09				
BRADSHAW 93-A SEWER REVENUE	03/31/93	7.750%	245,806	197,005	10,721.67	2031	10/04	MBC - BNY	S&J
BRADSHAW 93-A SEWER RESERVE	03/31/93				20,171.19				
BRADSHAW 93-B SEWER REVENUE	03/31/93	0.000%	8,194	3,992	181.51	2031	10/	MBC - BNY2	S&J
BRADSHAW 93-B SEWER RESERVE	03/31/93				229.73				
BRANCHLAND/MIDKIFF PSD 09-A WATER REV	06/24/09	0.000%	4,100,000	3,809,028	8,734.87	2049	36/91	MBC - UNB	S&J
BRANCHLAND/MIDKIFF PSD 09-A WATER RES	06/24/09				105,808.28				
BRANCHLAND/MIDKIFF PSD 11-A WATER REV	12/22/11	0.000%	#1,247,000	1,238,746	2,699.33	2051	36/91	MBC - UNB	S&J
BRANCHLAND/MIDKIFF PSD 11-A WATER RES	12/22/11				32,393.07				
BRANCHLAND/MIDKIFF PSD 98 WATER REVENUE	07/29/98	0.000%	1,280,000	825,807	2,725.34	2038	36/91	MBC - UNB	G&G
BRANCHLAND/MIDKIFF PSD 98 WATER RESERVE	07/29/98				33,031.92				
BRAXTON COUNTY SCHOOLS 08 GO	09/30/08	3.250% - 5.250%	16,100,000	14,005,000	254,861.06	2029	11/05	MBC - DTC	BRM

ACCOUNT NAME	ISSUE DATE	INTEREST RATE	ORIGINAL ISSUE	OUTSTANDING (06/30/13)	ACCT - BAL (06/30/13)	LAST DEBT	DEBT MONTH	PAYING AGENT	BOND I COUNSEL
BRAXTON COUNTY SCHOOLS 08 GO SUR COL	09/30/08				411,209.39				
BRIDGEPORT 95 SEWER REVENUE	06/29/95	2.000% - +1.0%AF	5,000,000	954,082	45,867.43	2016	36/91	MBC - DEP	S&J
BRIDGEPORT 95 SEWER RESERVE	06/29/95				304,062.42				
BRIDGEPORT 98 SEWER R&R	06/29/95				71.19				
BROOKE COUNTY PSD 03-A SEWER REVENUE	10/10/03	0.000% - +0.5%AF	606,211	436,837	4,572.00	2035	36/91	MBC - DEP	BRM
BROOKE COUNTY PSD 03-A SEWER RESERVE	10/10/03				27,977.56				
BROOKE COUNTY PSD 10-A SEWER REVENUE	03/18/10	0.000%	2,517,800	2,434,975	5,520.76	2050	36/91	MBC - UNB	S&J
BROOKE COUNTY PSD 10-A SEWER RESERVE	03/18/10				8,839.42				
BROOKE COUNTY PSD 97-A SEWER REVENUE	12/09/97	0.000% - +1.0%AF	450,000	131,013	4,644.20	2019	36/91	MBC - DEP	JK
BROOKE COUNTY PSD 97-A SEWER RESERVE	12/09/97				29,424.51				
BROOKE COUNTY PSD 97-B SEWER REVENUE	12/09/97	0.000%	2,163,971	1,377,072	10,163.21	2037	36/91	MBC - UNB	JK
BROOKE COUNTY PSD 97-B SEWER RESERVE	12/09/97				72,199.89				
BROOKE COUNTY PSD 97-C SEWER REVENUE	12/09/97	1.000%	450,000	450,000	0.00	2037	36/91	MBC - UNB	JK
BROOKE COUNTY PSD 97-C SEWER RESERVE	12/09/97				26,446.71				
BROOKE COUNTY PSD 03-A WATER REVENUE	10/10/03	0.000%	764,000	592,590	1,901.99	2043	36/91	MBC - UNB	BRM
BROOKE COUNTY PSD 03-A WATER RESERVE	10/10/03				20,096.04				
BROOKE COUNTY SCHOOLS 12 REF GO	11/05/12	3.000%	4,075,000	2,885,000	217.27	2016	05/11	MBC - DTC	G&G
BROOKE COUNTY SCHOOLS 12 REF GO SUR COL	11/05/12				339,386.85				
BUCKHANNON 09-A SEWER REF REVENUE	04/23/09	4.230%	2,004,608	1,628,957	28,015.25	2025	99/99	MBC-BBT:BH	JK
BUCKHANNON 86-B SEWER REVENUE	03/12/86	0.000%	1,081,160	351,377	53,430.02	2025	10/	MBC - BNY2	VWL
BUCKHANNON 86-B SEWER RESERVE	03/12/86				51,604.03				
BUFFALO 10-A SEWER REVENUE	11/09/10	0.000%	440,312	419,693	686.72	2037	36/91	MBC - UNB	S&J
BUFFALO 10-A SEWER RESERVE	11/09/10				33,584.69				
BUFFALO 90-A SEWER REVENUE	09/06/90	8.100%	280,168	216,871	9,860.75	2029	10/04	MBC - BNY	JK
BUFFALO 90-A SEWER RESERVE	09/06/90				23,964.10				
BUFFALO 90-B SEWER REVENUE	09/06/90	0.000%	12,652	5,660	377.26	2029	10/	MBC - BNY2	JK
BUFFALO 90-B SEWER RESERVE	09/06/90				514.48				
BUFFALO 90-C SEWER RESERVE	09/06/90				59,724.94				S&J
BUFFALO 97-A SEWER REVENUE	12/04/97	0.000% - +1.0%AF	600,000	172,500	3,696.43	2019	36/91	MBC - DEP	S&J
BUFFALO 97-A SEWER RESERVE	12/04/97				31,018.93				
BUFFALO 97-B LOT 2 SEWER REVENUE	12/04/97	0.000%	768,395	485,824	3,358.92	2037	36/91	MBC - UNB	S&J
BUFFALO 97-B SEWER REVENUE	12/04/97	0.000%	1,263,797	799,046	3,648.95	2037	36/91	MBC - UNB	S&J

ACCOUNT NAME	ISSUE DATE	INTEREST RATE	ORIGINAL ISSUE	OUTSTANDING (06/30/13)	ACCT - BAL (06/30/13)	LAST DEBT	DEBT MONTH	PAYING AGENT	BOND I COUNSEL
BUFFALO 97-B SEWER RESERVE	12/04/97				54,238.46				
BUFFALO 97-C SEWER REVENUE	12/04/97	0.000%	600,000	600,000	2,223.89	2037	36/91	MBC - UNB	S&J
BUFFALO 97-C SEWER RESERVE	12/04/97				0.00				S&J
BUFFALO CREEK PSD 02-A SEWER REVENUE	08/21/02	2.000% - +1.0%AF	355,500	199,826	(0.04)	2023	36/91	MBC - DEP	JK
BUFFALO CREEK PSD 02-A SEWER RESERVE	08/21/02				19,904.40				
BUFFALO CREEK PSD 90-A SEWER REVENUE	07/24/90	8.100%	438,497	339,428	8,085.11	2029	10/04	MBC - BNY	S&J
BUFFALO CREEK PSD 90-A SEWER RESERVE	07/24/90				37,461.95				
BUFFALO CREEK PSD 96-A SEWER REVENUE	03/26/96	2.000% - +1.0%AF	110,000	22,547	0.00	2016	36/91	MBC - DEP	JK
BUFFALO CREEK PSD 96-A SEWER RESERVE	03/26/96				6,159.39				
BUFFALO CREEK PSD 96-B SEWER REVENUE	03/26/96	2.000% - +1.0%AF	152,100	35,458	0.00	2017	36/91	MBC - DEP	JK
BUFFALO CREEK PSD 96-B SEWER RESERVE	03/26/96				8,516.75				
BUFFALO CREEK PSD 98-A SEWER REVENUE	10/22/98	2.000% - +1.0%AF	1,797,894	664,597	1,204.32	2019	36/91	MBC - DEP	JK
BUFFALO CREEK PSD 98-A SEWER RESERVE	10/22/98				109,291.27				
CABELL COUNTY SCHOOLS 06 GO	06/06/06	3.000% - 5.000%	60,455,000	37,340,000	754,645.87	2021	05/11	MBC - DTC	S&J
CABELL COUNTY SCHOOLS 06 GO SUR COL	06/06/06				4,027,474.20				
CALHOUN COUNTY SCHOOLS 11 GO	07/21/11	3.250% - 4.200%	3,560,000	3,365,000	130,002.29	2031	06/12	MBC - DTC	G&G
CAMDEN-ON-GAULEY 97-B SEWER REVENUE	08/28/97	0.000%	555,400	343,989	1,805.81	2037	36/91	MBC - UNB	JK
CAMDEN-ON-GAULEY 97-B SEWER RESERVE	08/28/97				14,353.06				
CAMDEN-ON-GAULEY 13-A WATER REVENUE	05/24/13	0.000% - +1.0%AF	#880,500	51,852	0.00	2044	36/91	MBC - BPH	S&J
CAMDEN-ON-GAULEY 13-A WATER RESERVE	05/24/13				29,352.26				
CAMERON 00-A SEWER REVENUE	07/13/00	0.000%	2,530,188	1,797,764	5,610.08	2040	36/91	MBC - UNB	S&J
CAMERON 00-A SEWER RESERVE	07/13/00				66,585.06				
CAMERON 97-A SEWER SYS DESIGN REVENUE	11/13/97	0.000% - +1.0%AF	450,000	106,875	2,064.21	2018	36/91	MBC - DEP	S&J
CAMERON 97-A SEWER SYS DESIGN RESERVE	11/13/97				22,499.93				
CANAAN VALLEY PSD 10-A SEWER REVENUE	01/22/10	0.000%	2,965,216	2,848,168	6,502.15	2049	36/91	MBC - DEP	S&J
CANAAN VALLEY PSD 10-A SEWER RESERVE	01/22/10				12,371.27				
CANYON PSD 08-A SEWER REVENUE	06/26/08	0.000%	5,000,000	4,605,260	30,116.30	2048	36/91	MBC - UNB	JK
CANYON PSD 08-A SEWER RESERVE	06/26/08				132,045.13				
CARPENDALE 91-A SEWER REVENUE	10/10/91	7.750%	968,298	776,062	42,099.82	2031	10/04	MBC - BNY	S&J
CARPENDALE 91-A SEWER RESERVE	10/10/91				79,408.91				
CARPENDALE 91-B SEWER REVENUE	10/10/91	0.000%	32,277	15,725	901.96	2031	10/	MBC - BNY2	S&J
CARPENDALE 91-B SEWER RESERVE	10/10/91				950.66				

ACCOUNT NAME	ISSUE DATE	INTEREST RATE	ORIGINAL ISSUE	OUTSTANDING (06/30/13)	ACCT - BAL (06/30/13)	LAST DEBT	DEBT MONTH	PAYING AGENT	BOND I COUNSEL
CARPENDALE 94 WATER REVENUE	04/22/94	6.750%	801,000	648,579	31,490.66	2033	10/04	MBC - BNY	S&J
CARPENDALE 94 WATER RESERVE	04/22/94				58,730.96				
CEDAR GROVE 02 SEWER REVENUE	07/31/02	0.000% - +0.5%AF	1,500,000	1,000,000	4,481.22	2033	36/91	MBC - DEP	S&J
CEDAR GROVE 02 SEWER RESERVE	07/31/02				50,004.47				
CEDAR GROVE 94 SEWER REVENUE	09/02/94	6.750%	222,000	180,792	8,129.73	2033	10/04	MBC - BNY	JK
CEDAR GROVE 94 SEWER RESERVE	09/02/94				16,352.93				
CEDAR GROVE 81 (SERIES 79) WATER REVENUE	04/01/81	5.000%	535,000	206,043	5,008.12	2021	04/	GMAC-CPLT1:B1T	JK
CEDAR GROVE 81 (SERIES 79) WATER RESERVE	04/01/81				31,643.97				
CEDAR GROVE 81 (SERIES 79) WATER R&R	04/01/81				28,457.94				
CENTER PSD 05-A SEWER REVENUE	08/30/05	0.000%	197,500	162,051	1,319.52	2045	36/91	MBC - UNB	S&J
CENTER PSD 05-A SEWER RESERVE	08/30/05				3,594.58				
CENTER PSD 89-A SEWER REVENUE	11/22/89	8.400%	1,415,213	1,103,517	47,824.99	2029	10/04	MBC - BNY	S&J
CENTER PSD 89-A SEWER RESERVE	11/22/89				124,237.09				
CENTER PSD 89-B SEWER REVENUE	11/22/89	0.000%	209,787	91,446	4,111.15	2029	10/	MBC - BNY2	S&J
CENTER PSD 89-B SEWER RESERVE	11/22/89				5,380.26				
CENTRAL BARBOUR PSD 02-A WATER RESERVE	12/13/02				38,144.64				
CENTRAL BARBOUR PSD 10-A WATER RESERVE	08/05/10				4,009.27				
CENTRAL BOAZ PSD 12-A SEWER RESERVE	06/27/12				0.00				
CENTRAL BOAZ PSD 12-B SEWER RESERVE	06/27/12				0.00				
CENTRAL BOAZ PSD 88-A SEWER REVENUE	05/19/88	9.000%	692,181	504,118	40,983.96	2026	10/04	MBC - BNY	BRD
CENTRAL BOAZ PSD 88-A SEWER RESERVE	05/19/88				64,824.89				
CENTRAL BOAZ PSD 88-B SEWER REVENUE	05/19/88	0.000%	248,215	91,448	5,551.78	2026	10/	MBC - BNY2	BRD
CENTRAL BOAZ PSD 88-B SEWER RESERVE	05/19/88				6,558.02				
CENTRAL HAMPSHIRE PSD 05-A SEWER REVENUE	03/11/05	0.000%	1,725,000	1,725,000	0.00	2039	36/91	MBC - UNB	S&J
CENTRAL HAMPSHIRE PSD 05-A SEWER RESERVE	03/11/05				0.00				
CENTRAL HAMPSHIRE PSD 05-B SEWER REVENUE	03/11/05	0.000%	1,599,500	1,448,832	1,792.76	2039	36/91	MBC - UNB	S&J
CENTRAL HAMPSHIRE PSD 05-B SEWER RESERVE	03/11/05				29,592.48				
CENTRAL HAMPSHIRE PSD 05-C SEWER REVENUE	03/11/05	0.000%	220,203	180,424	689.94	2045	36/91	MBC - UNB	S&J
CENTRAL HAMPSHIRE PSD 05-C SEWER RESERVE	03/11/05				6,337.83				
CENTRAL HAMPSHIRE PSD 99-A SEWER REVENUE	04/27/99	0.000% - +1.0%AF	2,836,000	1,028,050	13,457.00	2020	36/91	MBC - DEP	S&J
CENTRAL HAMPSHIRE PSD 99-A SEWER RESERVE	04/27/99				164,040.31				
CENTRAL HAMPSHIRE PSD (GSV) 06-A W RES	06/29/06				34,444.96				

ACCOUNT NAME	ISSUE DATE	INTEREST RATE	ORIGINAL ISSUE	OUTSTANDING (06/30/13)	ACCT - BAL (06/30/13)	LAST DEBT	DEBT MONTH	PAYING AGENT	BOND I COUNSEL
CENTRAL HAMPSHIRE PSD (GSV) 06-B W RES	06/30/06				16,297.68				
CENTRAL HAMPSHIRE PSD 06-A WATER RESERVE	06/30/06				48,856.80				
CENTRAL HAMPSHIRE PSD 10-A WATER REVENUE	04/14/10	3.260%	125,000	69,686	1,714.57	2017	99/99	MBC - ROM	S&J
CENTRAL HAMPSHIRE PSD 10-A WATER RESERVE	04/14/10				20,636.36				
CENTURY-VOLGA PSD 03-A WATER RESERVE	06/13/03				8,856.68				
CENTURY-VOLGA PSD 09-A WATER REVENUE	12/22/09	0.000%	#700,000	657,591	2,995.38	2049	36/91	MBC - UNB	S&J
CENTURY-VOLGA PSD 09-A WATER RESERVE	12/22/09				18,248.85				
CEREDO 11-A SEWER REVENUE	03/02/11	0.000% - +0.5%AF	534,900	517,755	2,493.75	2051	36/91	MBC - DEP	S&J
CEREDO 11-A SEWER RESERVE	03/02/11				3,087.90				
CEREDO 91-A SEWER REVENUE	07/10/91	8.100%	618,069	478,433	27,752.99	2029	10/04	MBC - BNY	JK
CEREDO 91-A SEWER RESERVE	07/10/91				52,857.55				
CEREDO 91-B SEWER REVENUE	07/10/91	0.000%	27,906	12,484	1,887.69	2029	10/	MBC - BNY2	JK
CEREDO 91-B SEWER RESERVE	07/10/91				877.33				
CEREDO 07-A WATER REVENUE	06/14/07	0.000% - +1.0%AF	2,700,000	2,317,500	17,339.61	2039	36/91	MBC - BPH	S&J
CEREDO 07-A WATER RESERVE	06/14/07				93,443.01				
CHAPMANVILLE 86-B WATER & SEWER REVENUE	03/25/86	0.000%	99,740	32,416	5,998.45	2025	10/	MBC - BNY2	JK
CHAPMANVILLE 86-B WATER & SEWER RESERVE	03/25/86				3,784.76				
CHAPMANVILLE 92 WATER & SEWER REVENUE	10/23/92	3.000%	757,533	12,533	11,631.24	2013	36/91	MBC - DEP	JK
CHAPMANVILLE 92 WATER & SEWER RESERVE	10/23/92				50,565.37				
CHAPMANVILLE 99-A WATER & SEWER REVENUE	08/24/99	0.000% - +1.0%AF	140,000	49,000	1,410.52	2020	36/91	MBC - DEP	JK
CHAPMANVILLE 99-A WATER & SEWER RESERVE	08/24/99				7,575.97				
CHARLES TOWN 00-A WATER & SEWER REVENUE	06/22/00	2.000% - +1.0%AF	3,163,781	1,499,886	17,590.54	2021	36/91	MBC - DEP	S&J
CHARLES TOWN 00-A WATER & SEWER RESERVE	06/22/00				192,431.39				
CHARLES TOWN 02-A WATER & SEWER REVENUE	08/22/02	5.800%	1,100,000	981,887	26,262.05	2039	10/04	MBC - BNY	S&J
CHARLES TOWN 02-A WATER & SEWER RESERVE	08/22/02				72,888.29				
CHARLES TOWN 02-B WATER & SEWER REVENUE	08/22/02	0.000%	3,600,000	2,711,688	7,854.74	2042	36/91	MBC - UNB	S&J
CHARLES TOWN 02-B WATER & SEWER RESERVE	08/22/02				93,561.51				
CHARLES TOWN 02-C WATER & SEWER REVENUE	12/01/02	3.000% - 5.000%	4,135,000	3,275,000	86,241.68	2032	12/06	MBC - DTC	I S&J
CHARLES TOWN 02-C WATER & SEWER RESERVE	12/01/02				259,077.08				
CHARLES TOWN 03-A WATER & SEWER REVENUE	01/01/03	5.500% - 5.625%	1,000,000	825,000	27,655.15	2032	12/06	MBC - DTC	S&J
CHARLES TOWN 03-A WATER & SEWER RESERVE	01/01/03				71,950.68				
CHARLES TOWN 06-A WATER & SEWER REVENUE	01/01/06	6.500% - 7.250%	1,830,000	1,495,000	16,695.97	2028	06/12	MBC - DTC	S&J

ACCOUNT NAME	ISSUE DATE	INTEREST RATE	ORIGINAL ISSUE	OUTSTANDING (06/30/13)	ACCT - BAL (06/30/13)	LAST DEBT	DEBT MONTH	PAYING AGENT	BOND I COUNSEL
CHARLES TOWN 06-A WATER & SEWER RESERVE	01/01/06				168,078.62				
CHARLES TOWN 06-B WATER & SEWER REVENUE	07/27/06	4.500% - 5.250%	2,000,000	1,520,000	23,881.06	2026	06/12	MBC - DTC	S&J
CHARLES TOWN 06-B WATER & SEWER RESERVE	07/27/06				150,833.92				
CHARLES TOWN 09-A WATER & SEWER REVENUE	12/01/09	2.000% - 5.000%	7,120,000	6,070,000	358,124.22	2028	10/04	MBC - DTC	S&J
CHARLES TOWN 09-A WATER & SEWER RESERVE	12/01/09				657,104.07				
CHARLES TOWN 10-A WATER & SEWER REVENUE	01/13/10	2.000%	912,458	827,024	4,659.55	2031	36/91	MBC - BPH	S&J
CHARLES TOWN 10-A WATER & SEWER RESERVE	01/13/10				12,949.29				
CHARLES TOWN 10-B WATER & SEWER REVENUE	01/13/10	2.000%	100,000	90,637	510.49	2031	36/91	MBC - BPH	S&J
CHARLES TOWN 10-B WATER & SEWER RESERVE	01/13/10				1,420.02				
CHARLES TOWN 10-C WATER & SEWER REVENUE	12/02/10	0.000% - +0.5%AF	1,250,000	1,166,664	3,764.61	2041	36/91	MBC - DEP	S&J
CHARLES TOWN 10-C WATER & SEWER RESERVE	12/02/10				8,686.61				
CHARLES TOWN 10-D WATER & SEWER REVENUE	12/02/10	0.000% - +0.5%AF	500,000	466,664	1,506.14	2041	36/91	MBC - DEP	S&J
CHARLES TOWN 10-D WATER & SEWER RESERVE	12/02/10				3,475.22				
CHARLES TOWN 11-A WATER & SEWER REVENUE	07/22/11	0.000% - +0.5%AF	#13,147,192	9,720,130	0.00	2041	36/91	MBC - DEP	S&J
CHARLES TOWN 11-A WATER & SEWER RESERVE	07/22/11				0.00				S&J
CHARLES TOWN 11-B WATER & SEWER REVENUE	07/22/11	0.000% - +0.5%AF	2,000,000	2,000,000	0.00	2031	36/91	MBC - DEP	S&J
CHARLES TOWN 11-B WATER & SEWER RESERVE	07/22/11				0.00				
CHARLES TOWN 12-A WATER & SEWER REVENUE	12/18/12	0.000% - +0.5%AF	#1,500,000	621,731	0.00	2039	36/91	MBC - DEP	S&J
CHARLES TOWN 12-A WATER & SEWER RESERVE	12/18/12				0.00				
CHARLES TOWN 13-A WATER & SEWER REVENUE	06/27/13	0.000% - 0.500%	#591,977	75,876	0.00	2044	36/91	MBC - DEP	S&J
CHARLES TOWN 13-A WATER & SEWER RESERVE	06/27/13				0.00				
CHARLES TOWN 87-B WATER & SEWER REVENUE	11/18/87	0.000%	413,629	152,390	8,198.49	2026	10/	MBC - BNY2	S&J
CHARLES TOWN 87-B WATER & SEWER RESERVE	11/18/87				10,893.75				
CHARLES TOWN 88-B (B1) WATER & SEWER REVENUE	05/04/88	0.000%	295,916	121,392	5,715.42	2028	10/	MBC - BNY2	S&J
CHARLES TOWN 88-B (B1) WATER & SEWER RESERVE	05/04/88				7,592.11				
CHARLES TOWN 88-B (B2) WATER & SEWER REVENUE	05/20/88	0.000%	558,000	228,916	10,771.54	2028	10/	MBC - BNY2	S&J
CHARLES TOWN 88-B (B2) WATER & SEWER RESERVE	05/20/88				14,318.82				
CHARLES TOWN 89-B WATER & SEWER REVENUE	04/13/89	0.000%	117,480	51,209	2,266.25	2029	10/	MBC - BNY2	S&J
CHARLES TOWN 89-B WATER & SEWER RESERVE	04/13/89				3,014.53				
CHARLES TOWN 98 WATER & SEWER DESIGN REV	09/29/98	2.000% - +1.0%AF	437,601	155,919	2,432.31	2019	36/91	MBC - DEP	S&J
CHARLES TOWN 98 WATER & SEWER DESIGN RES	09/29/98				26,618.97				
CHARLESTON 09-A CIVIC CENTER IMP REVENUE	12/17/09	3.000% - 4.400%	3,275,000	2,800,000	121,798.26	2024	12/06	MBC - DTC	JK

ACCOUNT NAME	ISSUE DATE	INTEREST RATE	ORIGINAL ISSUE	OUTSTANDING (06/30/13)	ACCT - BAL (06/30/13)	LAST DEBT	DEBT MONTH	PAYING AGENT	BOND I COUNSEL
CHARLESTON 98 CIVIC CENTER IMP REVENUE	09/01/98	4.600% - 5.100%	3,635,000	2,125,000	183,076.02	2023	09/03	MBC - DTC	G&G
CHARLESTON 05-A PARKING REF REVENUE	03/08/05	2.500% - 4.500%	8,710,000	3,475,000	230,257.08	2016	06/12	MBC - DTC	JK
CHARLESTON 05-A PARKING REF RESERVE	03/08/05				871,080.99				
CHARLESTON 01-A SEWER REVENUE	02/22/01	2.000% - +1.0%AF	1,111,357	555,169	17,895.19	2022	36/91	MBC - DEP	JK
CHARLESTON 01-A SEWER RESERVE	02/22/01				67,638.73				
CHARLESTON 01-B SEWER REVENUE	05/22/01	7.850%	823,741	670,735	40,093.12	2029	10/04	MBC - BNY	JK
CHARLESTON 01-B SEWER RESERVE	05/22/01				72,841.22				
CHARLESTON 01-C SEWER REVENUE	05/22/01	0.000%	30,492	17,874	1,134.85	2029	10/	MBC - BNY2	JK
CHARLESTON 01-C SEWER RESERVE	05/22/01				1,341.88				
CHARLESTON 02-B SEWER REF REVENUE	12/01/02	2.000% - 4.430%	5,160,000	1,745,000	323,372.96	2017	01/07	MBC - DTC	JK
CHARLESTON 02-B SEWER REF RESERVE	12/01/02				486,518.23				
CHARLESTON 04-A SEWER REVENUE	03/23/04	2.000% - +1.0%AF	9,835,120	6,364,253	92,080.20	2025	36/91	MBC - DEP	JK
CHARLESTON 04-A SEWER RESERVE	03/23/04				598,091.77				
CHARLESTON 05-A SEWER REVENUE	05/05/05	5.050%	36,617,310	33,891,647	848,985.22	2044	10/04	MBC - BNY	JK
CHARLESTON 05-A SEWER RESERVE	05/05/05				2,158,714.40				
CHARLESTON 05-B1 SEWER REVENUE	05/05/05	2.000%	1,822,690	1,590,014	37,596.64	2044	10/04	MBC - BBT	JK
CHARLESTON 05-B2 SEWER REVENUE	05/05/05	2.000%	334,771	232,341	13,996.60	2044	10/04	MBC - BBT	JK
CHARLESTON 08-A SEWER REVENUE	06/26/08	2.000% - +1.0%AF	9,000,000	7,770,490	53,750.05	2030	36/91	MBC - DEP	JK
CHARLESTON 08-A SEWER RESERVE	06/26/08				547,305.58				
CHARLESTON 11-A SEWER REVENUE	12/13/11	2.000% - +1.0%AF	#25,877,009	23,929,275	0.00	2033	36/91	MBC - DEP	JK
CHARLESTON 11-A SEWER RESERVE	12/13/11				1,573,628.89				
CHARLESTON 13-A SEWER REVENUE	03/27/13	0.000% - +0.5%AF	#11,613,300	1,863,093	0.00	2034	36/91	MBC - DEP	JK
CHARLESTON 13-A SEWER RESERVE	03/27/13				580,728.57				
CHARLESTON 89-A SEWER REVENUE	03/21/89	8.400%	1,912,194	1,491,040	90,446.08	2029	10/04	MBC - BNY	JK
CHARLESTON 89-A SEWER RESERVE	03/21/89				167,946.40				
CHARLESTON 89-B SEWER REVENUE	03/21/89	0.000%	283,458	123,559	7,493.31	2029	10/	MBC - BNY2	JK
CHARLESTON 89-B SEWER RESERVE	03/21/89				7,336.64				
CHARLESTON 89-C SEWER REVENUE	11/21/89	8.400%	829,856	647,083	39,294.44	2029	10/04	MBC - BNY	JK
CHARLESTON 89-C SEWER RESERVE	11/21/89				72,884.84				
CHARLESTON 89-D SEWER REVENUE	11/21/89	0.000%	123,015	53,622	3,268.75	2029	10/	MBC - BNY2	JK
CHARLESTON 89-D SEWER RESERVE	11/21/89				4,186.68				
CHARLESTON 93-A SEWER REVENUE	12/02/93	3.000%	773,237	38,093	4,760.01	2014	36/91	MBC - DEP	JK

ACCOUNT NAME	ISSUE DATE	INTEREST RATE	ORIGINAL ISSUE	OUTSTANDING (06/30/13)	ACCT - BAL (06/30/13)	LAST DEBT	DEBT MONTH	PAYING AGENT	BOND I COUNSEL
CHARLESTON 93-A SEWER RESERVE	12/02/93				51,614.01				
CHARLESTON 96-A SEWER REVENUE	10/09/96	2.000% - +1.0%AF	2,671,058	734,002	42,987.11	2018	36/91	MBC - DEP	JK
CHARLESTON 96-A SEWER RESERVE	10/09/96				162,430.93				
CHARLESTON 96-B SEWER REVENUE	11/26/96	2.000% - +1.0%AF	395,299	97,672	6,361.31	2017	36/91	MBC - DEP	JK
CHARLESTON 96-B SEWER RESERVE	11/26/96				24,057.40				
CHARLESTON 97-A SEWER REVENUE	07/22/97	2.000% - +1.0%AF	732,688	211,420	11,798.55	2018	36/91	MBC - DEP	JK
CHARLESTON 97-A SEWER RESERVE	07/22/97				44,591.20				
CHARLESTON 97-B SEWER REVENUE	10/07/97	2.000% - +1.0%AF	5,237,584	1,725,292	84,291.47	2019	36/91	MBC - DEP	JK
CHARLESTON 97-B SEWER RESERVE	10/07/97				318,506.46				
CHARLESTON 98-A SEWER REVENUE	12/10/98	2.000% - +1.0%AF	994,537	341,016	16,012.88	2019	36/91	MBC - DEP	JK
CHARLESTON 98-A SEWER RESERVE	12/10/98				60,526.39				
CHARLESTON 99-A SEWER REVENUE	06/22/99	8.380%	686,229	518,252	36,909.98	2026	10/04	MBC - BNY	JK
CHARLESTON 99-A SEWER RESERVE	06/22/99				64,297.04				
CHARLESTON 99-B SEWER REVENUE	06/22/99	0.000%	132,072	66,036	4,981.20	2026	10/	MBC - BNY2	JK
CHARLESTON 99-B SEWER RESERVE	06/22/99				6,155.91				
CHAS-KAN CTY REG DEVEL AUTH 00-A W REV	01/27/00	4.350% - 6.375%*	8,705,000	7,590,000	99,416.92	2039	06/12	MBC - BNY	VLF
CHAS-KAN CTY REG DEVEL AUTH 05-A W RES	06/28/05				37,529.39				S&J
CHAS-KAN CTY REG DEVEL AUTH 09-A W RES	04/16/09				23,047.77				S&J
CHAS-KAN CTY REG DEVEL AUTH 09-B W REV	06/29/09	0.000%	167,300	146,353	499.13	2048	36/91	MBC - UNB	S&J
CHAS-KAN CTY REG DEVEL AUTH 09-B W RES	06/29/09				0.00				S&J
CHESTER 77 WATER & SEWER REVENUE	12/16/77	5.000%	1,879,000	395,000	37,502.51	2017	04/10	GMAC-CPLT1:B1T	GOVT
CHESTER 77 WATER & SEWER RESERVE	12/16/77				223,520.79				
CHESTER 88-A WATER & SEWER REVENUE	07/06/88	9.000%	1,133,851	878,766	48,592.73	2028	10/04	MBC - BNY	S&J
CHESTER 88-A WATER & SEWER RESERVE	07/06/88				105,784.34				
CHESTER 88-B WATER & SEWER REVENUE	07/06/88	0.000%	283,463	116,299	6,072.74	2028	10/	MBC - BNY2	S&J
CHESTER 88-B WATER & SEWER RESERVE	07/06/88				7,286.98				
CHESTER 96-A WATER & SEWER REVENUE	12/17/96	0.000% - +1.0%AF	1,301,239	309,044	11,941.93	2018	36/91	MBC - DEP	S&J
CHESTER 96-A WATER & SEWER RESERVE	12/17/96				65,133.61				
CHESTNUT RIDGE PSD 95 WATER REVENUE	10/10/95	6.750%	185,000	150,682	7,342.14	2033	10/04	MBC - BNY	S&J
CHESTNUT RIDGE PSD 95 WATER RESERVE	10/10/95				13,662.01				
CLARKSBURG 09-A SEWER REVENUE	07/08/09	0.000% - +1.0%AF	1,000,000	850,000	8,948.89	2030	36/91	MBC - DEP	S&J
CLARKSBURG 09-A SEWER RESERVE	07/08/09				50,197.39				

ACCOUNT NAME	ISSUE DATE	INTEREST RATE	ORIGINAL ISSUE	OUTSTANDING (06/30/13)	ACCT - BAL (06/30/13)	LAST DEBT	DEBT MONTH	PAYING AGENT	BOND I COUNSEL
CLARKSBURG 96 SEWER REVENUE	10/24/96	2.000% - +1.0%AF	6,484,243	1,871,044	68,397.08	2018	36/91	MBC - DEP	S&J
CLARKSBURG 96 SEWER RESERVE	10/24/96				394,318.52				
CLARKSBURG 01-A WATER REVENUE	04/23/01	2.000% - +1.0%AF	2,383,850	1,160,559	27,597.42	2022	36/91	MBC - BPH	S&J
CLARKSBURG 01-A WATER RESERVE	04/23/01				145,357.69				
CLARKSBURG 04-A WATER REVENUE	09/28/04	5.000%	1,885,764	1,341,707	94,309.63	2024	04/10	MBC - BNY	S&J
CLARKSBURG 04-A WATER RESERVE	09/28/04				151,558.34				S&J
CLARKSBURG 13-A WATER REFUNDING REVENUE	04/26/13	1.000% - 2.200%	9,220,000	9,220,000	419,193.62	2019	09/03	MBC - DTC	S&J
CLARKSBURG 13-A WATER REFUNDING RESERVE	04/26/13				922,040.50				
CLAY 09-A WATER & SEWER RESERVE	10/16/09				9,197.53				
CLAY 09-B WATER & SEWER REVENUE	10/16/09	0.000%	550,000	517,852	3,542.09	2049	36/91	MBC - UNB	G&G
CLAY 09-B WATER & SEWER RESERVE	10/16/09				0.00				
CLAY 98-B WATER & SEWER REVENUE	03/27/98	0.000%	185,000	116,968	2,813.67	2037	36/91	MBC - UNB	S&J
CLAY 98-B WATER & SEWER RESERVE	03/27/98				4,782.30				
CLAY COUNTY PSD 05-A WATER RESERVE	12/19/05				19,063.95				
CLAY COUNTY PSD 94-B WATER REVENUE	10/21/94	6.750%	333,000	271,188	13,305.71	2033	10/04	MBC - BNY	JK
CLAY COUNTY PSD 94-B WATER RESERVE	10/21/94				24,555.30				
CLAY-ROANE PSD 04-A WATER REVENUE	11/12/04	0.000%	1,000,000	822,368	4,533.86	2044	36/91	MBC - UNB	G&G
CLAY-ROANE PSD 04-A WATER RESERVE	11/12/04				18,512.97				
CLAY-ROANE PSD 04-B WATER RESERVE	11/12/04				13,349.71				G&G
CLAY-ROANE PSD 08 WATER RESERVE	06/26/08				1,548.17				G&G
CLAY-ROANE PSD 82 WATER RESERVE	09/24/82				11,356.85				G&G
CLAY-ROANE PSD 90 WATER RESERVE	11/05/90				26,616.64				G&G
CLAY-ROANE PSD 97 WATER RESERVE	04/04/97				2,215.76				G&G
CLAYWOOD PARK PSD 01 SEWER REVENUE	01/04/01	0.000% - +0.5%AF	1,800,000	1,125,000	5,342.45	2032	36/91	MBC - DEP	BRM
CLAYWOOD PARK PSD 01 SEWER RESERVE	01/04/01				47,523.65				
CLAYWOOD PARK PSD 08-A SEWER REVENUE	10/27/08	0.000% - +0.5%AF	5,500,000	5,330,666	6,731.05	2041	36/91	MBC - DEP	S&J
CLAYWOOD PARK PSD 08-A SEWER RESERVE	10/27/08				7,147.66				
CLAYWOOD PARK PSD 08-B SEWER REVENUE	10/27/08	0.000%	1,500,000	1,382,352	3,246.82	2048	36/91	MBC - UNB	S&J
CLAYWOOD PARK PSD 08-B SEWER RESERVE	10/27/08				4,657.95				
CLAYWOOD PARK PSD 09-A SEWER REVENUE	06/18/09	0.000% - +.25%AF	1,027,500	960,350	2,330.70	2049	36/91	MBC - DEP	S&J
CLAYWOOD PARK PSD 09-A SEWER RESERVE	06/18/09				3,103.40				
CLAYWOOD PARK PSD 09-C SEWER REVENUE	06/18/09	0.000%	100,000	93,460	216.83	2049	36/91	MBC - UNB	S&J

ACCOUNT NAME	ISSUE DATE	INTEREST RATE	ORIGINAL ISSUE	OUTSTANDING (06/30/13)	ACCT - BAL (06/30/13)	LAST DEBT	DEBT MONTH	PAYING AGENT	BOND I COUNSEL
CLAYWOOD PARK PSD 09-C SEWER RESERVE	06/18/09				301.16				
CLAYWOOD PARK PSD 89-A SEWER REVENUE	10/10/89	8.400%	2,801,862	2,184,761	92,695.93	2029	10/04	MBC - BNY	JK
CLAYWOOD PARK PSD 89-A SEWER RESERVE	10/10/89				196,819.65				
CLAYWOOD PARK PSD 89-B SEWER REVENUE	10/10/89	0.000%	415,340	181,046	7,987.53	2029	10/	MBC - BNY2	JK
CLAYWOOD PARK PSD 89-B SEWER RESERVE	10/10/89				8,216.85				
CLAYWOOD PARK PSD 03 WATER REF REVENUE	06/01/03	3.500% - 5.500%	975,000	660,000	15,588.49	2032	06/12	MBC - DTC	BRM
CLAYWOOD PARK PSD 03 WATER REF RESERVE	06/01/03				74,557.87				
CLAYWOOD PARK PSD 06-A WATER REF RESERVE	06/28/06				114,880.78				
CLAYWOOD PARK PSD 06-B WATER REF RESERVE	06/28/06				23,518.81				
CLAYWOOD PARK PSD 06-C WATER REF RESERVE	06/28/06				70,527.12				
CLAYWOOD PARK PSD 08-A WATER REF RESERVE	05/08/08				49,707.81				
CLAYWOOD PARK PSD 11-A WATER RESERVE	04/15/11				2,050.02				
CLOVER PSD 01 WATER RESERVE	03/07/01				9,141.85				
CLOVER PSD 12 WATER RESERVE	02/24/12				0.00				
COOL RIDGE-FLAT TOP PSD 07-A WATER RES	03/01/07				5,918.91				
COOL RIDGE-FLAT TOP PSD 07-B WATER RES	03/01/07				9,734.27				
COONS RUN PSD 10-A WATER REVENUE	01/27/10	0.000%	1,200,000	1,110,000	6,459.04	2041	36/91	MBC - BPH	S&J
COONS RUN PSD 10-A WATER RESERVE	01/27/10				12,072.61				
COTTAGEVILLE PSD 99 SEWER REVENUE	02/24/99	2.000% - +1.0%AF	429,090	175,629	2,963.96	2020	36/91	MBC - DEP	G&G
COTTAGEVILLE PSD 99 SEWER RESERVE	02/24/99				26,138.19				
COTTAGEVILLE PSD 09 WATER RESERVE	04/03/09				4,999.86				
COTTAGEVILLE PSD 71/78/80/83/90WATER DEP	02/24/99				90,463.02				
COTTAGEVILLE PSD 71/78/80/83/90WATER RES	02/24/99				110,469.10				
COWEN PSD 04-A WATER & SEWER REVENUE	12/29/04	0.000% - +1.0%AF	400,000	306,666	4,106.82	2036	36/91	MBC - BPH	S&J
COWEN PSD 04-A WATER & SEWER RESERVE	12/29/04				11,088.48				
COWEN PSD 04-B WATER & SEWER REVENUE	12/29/04	2.000% - +1.0%AF	800,000	555,479	12,962.74	2026	36/91	MBC - BPH	S&J
COWEN PSD 04-B WATER & SEWER RESERVE	12/29/04				37,337.30				
COWEN PSD 13-A WATER & SEWER RESERVE	03/01/13				0.00				
COWEN PSD 13-B WATER & SEWER REVENUE	06/25/13	0.500% - +0.5%AF	#210,000	-0-	0.00	2044	36/91	MBC - BPH	JK
COWEN PSD 13-B WATER & SEWER RESERVE	06/25/13				0.00				
COWEN PSD 94 WATER & SEWER REVENUE	04/06/94	3.000%	268,500	26,161	3,299.17	2014	36/91	MBC - DEP	S&J
COWEN PSD 94 WATER & SEWER RESERVE	04/06/94				17,940.35				

ACCOUNT NAME	ISSUE DATE	INTEREST RATE	ORIGINAL ISSUE	OUTSTANDING (06/30/13)	ACCT - BAL (06/30/13)	LAST DEBT	DEBT MONTH	PAYING AGENT	BOND I COUNSEL
CRAB ORCHARD-MACARTHUR PSD 01A SEWER REV	10/03/01	0.000% - +0.5%AF	6,818,600	4,488,898	24,352.45	2033	36/91	MBC - DEP	S&J
CRAB ORCHARD-MACARTHUR PSD 01A SEWER RES	10/03/01				227,311.00				
CRAB ORCHARD-MACARTHUR PSD 06A SEWER REV	09/06/06	0.000% - +.5%AF	1,314,606	1,084,545	3,959.06	2038	36/91	MBC - DEP	S&J
CRAB ORCHARD-MACARTHUR PSD 06A SEWER RES	09/06/06				43,853.47				
CRAB ORCHARD-MACARTHUR PSD 06B SEWER REV	09/06/06	0.000%	5,852,000	5,087,020	12,749.04	2046	36/91	MBC - UNB	S&J
CRAB ORCHARD-MACARTHUR PSD 06B SEWER RES	09/06/06				118,314.45				
CRAB ORCHARD-MACARTHUR PSD 08A SEWER REV	03/27/08	0.000% - 3.910%	3,712,815	2,867,504	24,451.37	2025	99/99	MBC-BBT:BH	BRM
CRAB ORCHARD-MACARTHUR PSD 08A SEWER RES	03/27/08				293,459.22				
CRAB ORCHARD-MACARTHUR PSD 08B SEWER REV	08/05/08	0.000%	275,000	251,626	599.24	2048	36/91	MBC - UNB	S&J
CRAB ORCHARD-MACARTHUR PSD 08B SEWER RES	08/05/08				7,194.47				
CRAB ORCHARD-MACARTHUR PSD 08C SEWER REV	12/04/08	0.000% - +.5AF%	201,487	172,237	826.31	2032	36/91	MBC - DEP	S&J
CRAB ORCHARD-MACARTHUR PSD 08C SEWER RES	12/04/08				4,337.93				
CRAB ORCHARD-MACARTHUR PSD 11A SEWER REV	07/22/11	0.000% - +.5%AF	4,513,128	4,437,908	13,484.07	2042	36/91	MBC - DEP	S&J
CRAB ORCHARD-MACARTHUR PSD 11A SEWER RES	07/22/11				92,523.38				
CRAB ORCHARD-MACARTHUR PSD 86B SEWER REV	05/29/86	0.000%	161,688	53,896	3,836.99	2025	10/	MBC - BNY2	S&J
CRAB ORCHARD-MACARTHUR PSD 86B SEWER RES	05/29/86				4,150.28				
CRAB ORCHARD-MACARTHUR PSD 97A SEWER REV	06/05/97	0.000% - +1.0%AF	250,000	68,750	1,713.03	2018	36/91	MBC - DEP	BRM
CRAB ORCHARD-MACARTHUR PSD 97A SEWER RES	06/05/97				12,512.99				
CRAB ORCHARD-MACARTHUR PSD 97B SEWER REV	06/05/97	0.000%	1,774,300	1,101,290	6,112.69	2037	36/91	MBC - UNB	BRM
CRAB ORCHARD-MACARTHUR PSD 97B SEWER RES	06/05/97				45,931.74				
CRAB ORCHARD-MACARTHUR PSD 99 SEWER REV	12/16/99	2.000% - +1.0%AF	478,630	214,597	3,249.87	2021	36/91	MBC - DEP	S&J
CRAB ORCHARD-MACARTHUR PSD 99 SEWER RES	12/16/99				29,124.03				
CRAIGSVILLE PSD 05-A SEWER REVENUE	07/11/05	0.000%	1,272,440	1,064,525	2,752.82	2045	36/91	MBC - UNB	S&J
CRAIGSVILLE PSD 05-A SEWER RESERVE	07/11/05				6,485.58				
CRAIGSVILLE PSD 86-A SEWER REVENUE	02/18/86	9.750%	650,000	467,378	25,927.05	2025	10/04	MBC - BNY	S&J
CRAIGSVILLE PSD 86-A SEWER RESERVE	02/18/86				17,002.57				
CRAIGSVILLE PSD 98-A WATER REVENUE	01/06/98	0.000%	1,361,000	854,987	2,399.05	2037	36/91	MBC - UNB	S&J
CRAIGSVILLE PSD 98-A WATER RESERVE	01/06/98				22,889.98				
CRUM PSD 02-A WATER RESERVE	05/09/02				45,474.95				
CRUM PSD 10-A WATER RESERVE	03/15/10				10,664.27				
CRUM PSD 10-B WATER RESERVE	03/15/10				5,880.79				
CRUM PSD 12-A WATER RESERVE	02/28/12				0.00				

ACCOUNT NAME	ISSUE DATE	INTEREST RATE	ORIGINAL ISSUE	OUTSTANDING (06/30/13)	ACCT - BAL (06/30/13)	LAST DEBT	DEBT MONTH	PAYING AGENT	BOND I COUNSEL
CRUM PSD 93 WATER RESERVE	09/08/93				8,865.77				
CULLODEN PSD 03-A SEWER REVENUE	07/31/03	0.000% - +0.5%AF	689,000	519,974	3,351.39	2043	36/91	MBC - DEP	S&J
CULLODEN PSD 03-A SEWER RESERVE	07/31/03				18,365.07				
CULLODEN PSD 03-C SEWER REF REVENUE	07/31/03	5.000%	84,000	47,844	5,402.11	2020	10/04	MBC - BBT	S&J
CULLODEN PSD 03-C SEWER REF RESERVE	07/31/03				7,411.89				
CULLODEN PSD 04-A SEWER REVENUE	12/29/04	0.000% - +0.5%AF	1,100,000	894,193	5,352.89	2044	36/91	MBC - DEP	S&J
CULLODEN PSD 04-A SEWER RESERVE	12/29/04				21,546.41				
DANESE PSD 02-A WATER DEPRECIATION	08/22/02				2,310.99				
DANESE PSD 02-A WATER RESERVE	08/22/02				19,141.78				
DANESE PSD 09-A WATER RESERVE	09/24/09				12,938.84				
DELBARTON 11-A SEWER REVENUE	11/03/11	0.000% - +0.5%AF	#3,131,150	2,634,522	0.00	2051	36/91	MBC - DEP	JK
DELBARTON 11-A SEWER RESERVE	11/03/11				0.00				
DELBARTON 01-A WATER REVENUE	07/18/01	0.000% - +1.0%AF	258,000	163,400	9,069.85	2032	36/91	MBC - BPH	S&J
DELBARTON 01-A WATER RESERVE	07/18/01				8,855.39				
DODDRIDGE COUNTY SCHOOLS 04 GO	04/01/04	3.500% - 3.600%	8,900,000	4,305,000	129,741.61	2019	05/11	MBC - DTC	BRM
DODDRIDGE COUNTY SCHOOLS 04 GO SUR COL	04/01/04				144,252.10				
DUNBAR 99 SEWER REVENUE	08/24/99	0.000% - +0.5%AF	16,152,148	8,541,995	55,145.56	2027	36/91	MBC - DEP	JTP
DUNBAR 99 SEWER RESERVE	08/24/99				621,567.70				
EAST BANK 95-A SEWER REVENUE	07/27/95	2.000% - +1.0%AF	559,373	55,501	6,545.00	2015	36/91	MBC - DEP	H&P
EAST BANK 95-A SEWER RESERVE	07/27/95				37,141.59				
EAST BANK 87 WATER RESERVE	09/09/87				10,000.48				JKHO
EAST VIEW PSD 86-A SEWER REVENUE	06/13/86	9.750%	340,000	245,067	19,113.35	2025	10/04	MBC - BNY	S&J
EAST VIEW PSD 86-A SEWER RESERVE	06/13/86				34,096.61				
EASTERN WYOMING PSD 01-A WATER REVENUE	10/16/01	0.000% - +1.0%AF	360,000	222,000	1,095.43	2031	36/91	MBC - BPH	STB
EASTERN WYOMING PSD 01-A WATER RESERVE	10/16/01				11,999.62				
EASTERN WYOMING PSD 04-A WATER REVENUE	08/24/04	0.000% - +1.0%AF	570,000	427,500	1,756.05	2035	36/91	MBC - BPH	STB
EASTERN WYOMING PSD 04-A WATER RESERVE	08/24/04				14,408.66				
EASTERN WYOMING PSD 06-A WATER REVENUE	01/12/06	0.000% - +1.0%AF	2,570,000	2,077,409	7,849.54	2037	36/91	MBC - BPH	STB
EASTERN WYOMING PSD 06-A WATER RESERVE	01/12/06				49,972.50				
EASTERN WYOMING PSD 09-A WATER REVENUE	10/16/09	0.000%	1,000,000	941,554	2,040.68	2049	36/91	MBC - UNB	STB
EASTERN WYOMING PSD 09-A WATER RESERVE	10/16/09				6,061.51				
ELIZABETH 82-A SEWER R&R	09/13/82				1,257.71				

ACCOUNT NAME	ISSUE DATE	INTEREST RATE	ORIGINAL ISSUE	OUTSTANDING (06/30/13)	ACCT - BAL (06/30/13)	LAST DEBT	DEBT MONTH	PAYING AGENT	BOND I COUNSEL
ELIZABETH 82-B SEWER REVENUE	09/13/82	0.000%	87,894	16,629	1,787.68	2019	10/	MBC - BNY2	S&J
ELIZABETH 99 SEWER REVENUE	08/31/99	0.000% - +1.0%AF	108,000	40,500	505.49	2020	36/91	MBC - DEP	G&G
ELIZABETH 99 SEWER RESERVE	08/31/99				5,476.30				
ELIZABETH 02 WATER RESERVE	02/06/02				12,441.80				
ELIZABETH 08 WATER RESERVE	02/08/08				15,399.40				
ELIZABETH 82 WATER DEPRECIATION	06/09/82				65,220.33				
ELIZABETH 82 WATER RESERVE	06/09/82				32,031.52				
ELK VALLEY (BIG SANDY) PSD 90-A S REV	07/12/90	8.100%	1,388,390	1,074,718	54,763.05	2029	10/04	MBC - BNY	S&J
ELK VALLEY (BIG SANDY) PSD 90-A S RES	07/12/90				118,677.59				
ELK VALLEY (BIG SANDY) PSD 90-B S REV	07/12/90	0.000%	62,701	28,051	2,517.56	2029	10/	MBC - BNY2	S&J
ELK VALLEY (BIG SANDY) PSD 90-B S RES	07/12/90				2,668.94				
ELK VALLEY (ELK-PINCH) PSD 87A SEWER REV	08/20/87	8.380%	5,227,400	3,707,245	220,754.27	2026	10/04	MBC - BNY	LFG
ELK VALLEY (ELK-PINCH) PSD 87A SEWER RES	08/20/87				459,759.69				
ELK VALLEY (ELK-PINCH) PSD 87B SEWER REV	08/20/87	0.000%	1,282,163	472,376	28,123.32	2026	10/	MBC - BNY2	LFG
ELK VALLEY (ELK-PINCH) PSD 87B SEWER RES	08/20/87				33,749.78				
ELK VALLEY PSD 08-A SEWER REVENUE	08/12/08	0.000% - +0.5%AF	18,061,117	16,857,037	58,264.67	2041	36/91	MBC - DEP	G&G
ELK VALLEY PSD 08-A SEWER RESERVE	08/12/08				127,726.66				G&G
ELKINS 04-A SEWER REFUNDING REVENUE	06/18/04	4.250%	1,022,000	474,651	8,190.76	2019	99/99	MBC-DAVIS TR:BH	S&J
ELKINS 04-A SEWER REFUNDING RESERVE	06/18/04				93,198.67				
ELKINS 06-A SEWER REFUNDING REVENUE	12/12/06	2.000% - +1.0%AF	8,576,641	6,835,230	48,180.85	2028	36/91	MBC - DEP	S&J
ELKINS 06-A SEWER REFUNDING RESERVE	12/12/06				522,276.64				
ELKINS 09-A SEWER REVENUE	06/18/09	0.000% - +1.0%AF	#883,280	801,799	2,843.06	2040	36/91	MBC - DEP	S&J
ELKINS 09-A SEWER RESERVE	06/18/09				29,464.19				
ELKINS 86-B SEWER REVENUE	04/28/86	0.000%	517,001	168,025	22,644.06	2025	10/	MBC - BNY2	JK
ELKINS 86-B SEWER RESERVE	04/28/86				12,941.89				
ELKINS 96-A SEWER REVENUE	08/22/96	2.000% - +1.0%AF	300,000	69,936	1,667.95	2017	36/91	MBC - DEP	S&J
ELKINS 96-A SEWER RESERVE	08/22/96				18,247.90				
ELKINS ROAD PSD 04-A WATER RESERVE	12/20/04				17,903.76				
ELKINS ROAD PSD 04-B WATER REVENUE	12/20/04	0.000%	1,509,788	1,243,355	3,373.02	2044	36/91	MBC - UNB	S&J
ELKINS ROAD PSD 04-B WATER RESERVE	12/20/04				27,093.00				S&J
ELKINS ROAD PSD 98-A WATER REVENUE	09/10/98	0.000%	2,032,000	1,324,077	4,369.33	2038	36/91	MBC - UNB	S&J
ELKINS ROAD PSD 98-A WATER RESERVE	09/10/98				52,441.27				

ACCOUNT NAME	ISSUE DATE	INTEREST RATE	ORIGINAL ISSUE	OUTSTANDING (06/30/13)	ACCT - BAL (06/30/13)	LAST DEBT	DEBT MONTH	PAYING AGENT	BOND COUNSEL
ENLARGED HEPZIBAH PSD 05-A SEWER RESERVE	07/25/05				7,264.39				
ENLARGED HEPZIBAH W PSD 03-A SEWER REV	09/23/03	0.000% - +0.5%AF	1,900,000	1,377,478	1,442.84	2035	36/91	MBC - DEP	S&J
ENLARGED HEPZIBAH W PSD 03-A SEWER RES	09/23/03				52,254.30				
FAIRMONT 03-A SEWER REVENUE	06/26/03	0.000% - +0.5%AF	#485,543	343,910	5,134.80	2034	36/91	MBC - DEP	S&J
FAIRMONT 03-A SEWER RESERVE	06/26/03				16,203.29				
FAIRMONT 07-A SEWER REVENUE	10/11/07	2.000% - +1.0%AF	5,577,760	4,571,197	48,078.15	2029	36/91	MBC - DEP	S&J
FAIRMONT 07-A SEWER RESERVE	10/11/07				149,443.24				
FAIRMONT 08-A WATER REVENUE	06/26/08	0.000% - +1.0%AF	#2,750,000	2,336,497	8,794.14	2039	36/91	MBC - BPH	S&J
FAIRMONT 08-A WATER RESERVE	06/26/08				91,688.48				
FAIRMONT 10-A WATER REVENUE	01/21/10	0.000%	4,447,618	4,225,234	12,360.38	2041	36/91	MBC - BPH	S&J
FAIRMONT 10-A WATER RESERVE	01/21/10				150,480.92				
FAIRMONT 10-C WATER REVENUE	01/21/10	5.000%	2,000,000	1,939,515	83,060.26	2031	10/04	MBC - BBT	S&J
FAIRMONT 10-C WATER RESERVE	01/21/10				124,372.06				
FAIRMONT 10-D WATER REVENUE	01/21/10	0.000%	#1,250,104	1,170,959	2,741.26	2049	36/91	MBC - UNB	S&J
FAIRMONT 10-D WATER RESERVE	01/21/10				5,212.50				
FAIRMONT 12-D WATER REFUNDING REVENUE	10/24/12	2.000% - 4.000%	25,555,000	25,555,000	1,261,608.44	2029	09/01	MBC - DTC	S&J
FAIRMONT 12-D WATER REFUNDING RESERVE	10/24/12				2,241,108.26				S&J
FAIRMONT 13-A WATER REVENUE	02/01/13	0.500% - +0.5%AF	#3,780,000	120,536	0.00	2034	36/91	MBC - BPH	S&J
FAIRMONT 13-A WATER RESERVE	02/01/13				0.00				
FAIRMONT 13-B WATER REVENUE	02/01/13	2.000%	#1,000,000	290,046	0.00	2044	36/91	MBC - UNB	S&J
FAIRMONT 13-B WATER RESERVE	02/01/13				0.00				
FAIRMONT 83 WATER REVENUE	12/02/83	6.500% - 10.000%	10,500,000	ET:OVb-CHA	0.00	2013	07/01	BBT	JK
FAIRMONT 99 WATER REVENUE	01/01/99	4.500% - 5.250%	19,945,000	3,000,000	78,949.21	2022	07/01	MBC - DTC	I S&J
FAIRMONT 99 WATER RESERVE	01/01/99				300,027.87				
FAIRVIEW 12-A WATER REVENUE	05/24/12	0.000%	#1,100,000	389,841	0.00	2052	36/91	MBC - UNB	S&J
FAIRVIEW 12-A WATER RESERVE	05/24/12				28,786.65				
FALLING SPRING 09-A WATER RESERVE	07/27/09				1,128.38				
FARMINGTON 07-A SEWER REVENUE	11/14/07	0.000%	320,000	281,012	2,038.26	2047	36/91	MBC - UNB	S&J
FARMINGTON 07-A SEWER RESERVE	11/14/07				8,217.23				
FLATWOODS-CANOE RUN PSD 11-A SEWER REV	06/24/11	0.000% - +0.5%AF	8,033,000	8,004,829	6,338.74	2050	36/91	MBC - DEP	S&J
FLATWOODS-CANOE RUN PSD 11-A SEWER RES	06/24/11				18,424.55				S&J
FLATWOODS-CANOE RUN PSD 90-A SEWER REV	11/14/90	8.100%	1,147,938	888,589	43,795.90	2029	10/04	MBC - BNY	S&J

ACCOUNT NAME	ISSUE DATE	INTEREST RATE	ORIGINAL ISSUE	OUTSTANDING (06/30/13)	ACCT - BAL (06/30/13)	LAST DEBT	DEBT MONTH	PAYING AGENT	BOND I COUNSEL
FLATWOODS-CANOE RUN PSD 90-A SEWER RES	11/14/90		LTR/CREDIT		2.03				
FLATWOODS-CANOE RUN PSD 90-B SEWER REV	11/14/90	0.000%	51,842	23,193	1,065.80	2029	10/	MBC - BNY2	S&J
FLATWOODS-CANOE RUN PSD 90-B SEWER RES	11/14/90				1,365.50				
FLATWOODS-CANOE RUN PSD 90-C SEWER RES	11/14/90				66,021.94				
FLATWOODS-CANOE RUN PSD 91-A SEWER REV	11/15/91	7.750%	275,806	218,202	8,760.09	2031	10/04	MBC - BNY	S&J
FLATWOODS-CANOE RUN PSD 91-A SEWER RES	11/15/91		LTR/CREDIT		2.65				
FLATWOODS-CANOE RUN PSD 91-B SEWER REV	11/15/91	0.000%	9,194	4,479	184.36	2031	10/	MBC - BNY2	S&J
FLATWOODS-CANOE RUN PSD 91-B SEWER RES	11/15/91				235.68				
FLATWOODS-CANOE RUN PSD 94 SEWER REVENUE	04/14/94	0.000%	2,896,000	228,630	24,681.47	2014	36/91	MBC - DEP	S&J
FLATWOODS-CANOE RUN PSD 94 SEWER RESERVE	04/14/94		LTR/CREDIT		0.23				
FLATWOODS-CANOE RUN PSD 97 SEWER REVENUE	02/11/97	0.000% - +1.0%AF	400,000	95,000	4,117.06	2018	36/91	MBC - DEP	S&J
FLATWOODS-CANOE RUN PSD 97 SEWER RESERVE	02/11/97		LTR/CREDIT		0.21				
FLATWOODS-CANOE RUN PSD 01 W IMP&REF REV	10/01/01	4.250% - 5.650%	2,240,000	1,800,000	81,454.03	2031	10/04	MBC - DTC	G&G
FLATWOODS-CANOE RUN PSD 01 W IMP&REF RES	10/01/01				158,495.95				
FLATWOODS-CANOE RUN PSD 05-A WATER REV	12/08/05	0.000%	5,085,825	4,288,048	22,623.97	2045	36/91	MBC - UNB	S&J
FLATWOODS-CANOE RUN PSD 05-A WATER RES	12/08/05				82,230.68				
FLATWOODS-CANOE RUN PSD 07-A WATER REV	04/24/07	0.000%	1,014,000	883,160	4,452.45	2047	36/91	MBC - UNB	S&J
FLATWOODS-CANOE RUN PSD 07-A WATER RES	04/24/07				17,231.01				
FLATWOODS-CANOE RUN PSD 09-A WATER REV	08/21/09	5.250% - 6.000%	2,175,000	2,140,000	85,449.81	2039	09/03	MBC - DTC	S&J
FLATWOODS-CANOE RUN PSD 09-A WATER RES	08/21/09				161,778.18				
FLATWOODS-CANOE RUN PSD 96-A WATER RES	06/12/96				13,951.94				
FLATWOODS-CANOE RUN PSD 96-B WATER RES	06/12/96				4,076.92				
FLATWOODS-CANOE RUN PSD 98-B WATER REV	09/24/98	3.000%	890,000	682,820	6,577.27	2038	36/91	MBC - UNB	S&J
FLATWOODS-CANOE RUN PSD 98-B WATER RES	09/24/98				38,677.50				
FLEMINGTON 98-A SEWER REVENUE	06/04/98	0.000% - +1.0%AF	160,000	52,000	731.37	2019	36/91	MBC - DEP	S&J
FLEMINGTON 98-A SEWER RESERVE	06/04/98				7,999.60				
FLEMINGTON 98-B SEWER REVENUE	06/04/98	0.000%	663,700	426,664	1,429.76	2038	36/91	MBC - UNB	S&J
FLEMINGTON 98-B SEWER RESERVE	06/04/98				17,239.17				
FOLLANSBEE 98-A SEWER REVENUE	06/04/98	0.000% - +1.0%AF	8,616,372	2,908,008	81,057.93	2020	36/91	MBC - DEP	S&J
FOLLANSBEE 98-A SEWER RESERVE	06/04/98				431,362.12				
FOLLANSBEE 02-A WATER REVENUE	08/16/02	5.800%	7,790,000	6,953,543	229,942.41	2039	10/04	MBC - BNY	S&J
FOLLANSBEE 02-A WATER RESERVE	08/16/02				516,180.62				

ACCOUNT NAME	ISSUE DATE	INTEREST RATE	ORIGINAL ISSUE	OUTSTANDING (06/30/13)	ACCT - BAL (06/30/13)	LAST DEBT	DEBT MONTH	PAYING AGENT	BOND I COUNSEL
FORT GAY 99-A WATER REVENUE	07/19/99	0.000% - +1.0%AF	305,000	170,274	0.00	2030	36/91	MBC - BPH	JK
FORT GAY 99-A WATER RESERVE	07/19/99				6,513.34				
FOUNTAIN PSD 07-A WATER RESERVE	01/07/07				11,230.38				S&J
FOUNTAIN PSD 07-B WATER REVENUE	01/09/07	0.000%	1,140,000	985,545	4,727.96	2046	36/91	MBC - UNB	S&J
FOUNTAIN PSD 07-B WATER RESERVE	01/09/07				18,702.45				
FOUNTAIN PSD 90-A WATER REVENUE	04/20/90	7.850%	356,633	272,228	14,019.99	2029	10/04	MBC - BNY	S&J
FOUNTAIN PSD 90-A WATER RESERVE	04/20/90				29,583.65				
FOUNTAIN PSD 90-B WATER REVENUE	04/20/90	0.000%	16,642	7,254	538.42	2029	10/	MBC - BNY2	S&J
FOUNTAIN PSD 90-B WATER RESERVE	04/20/90				429.16				
FRANKFORT PSD 00-A SEWER REVENUE	06/22/00	0.000% - +0.5%AF	500,000	312,485	2,556.28	2032	36/91	MBC - DEP	S&J
FRANKFORT PSD 00-A SEWER RESERVE	06/22/00				16,671.43				
FRANKFORT PSD 00-B SEWER REVENUE	06/22/00	0.000%	1,572,459	1,109,949	6,700.91	2040	36/91	MBC - UNB	S&J
FRANKFORT PSD 00-B SEWER RESERVE	06/22/00				41,121.33				
FRANKFORT PSD 10-A SEWER REVENUE	03/18/10	0.000%	#7,249,751	6,704,597	15,897.88	2050	36/91	MBC - UNB	S&J
FRANKFORT PSD 10-A SEWER RESERVE	03/18/10				25,595.49				
FRANKFORT PSD 12-A SEWER REVENUE	12/18/12	3.000%	#800,000	599,150	7,332.71	2033	14/71	MBC - BBT	S&J
FRANKFORT PSD 12-A SEWER RESERVE	12/18/12				0.00				
FRANKFORT PSD 08-A WATER REVENUE	05/06/08	0.000%	400,000	351,892	844.23	2048	36/91	MBC - UNB	S&J
FRANKFORT PSD 08-A WATER RESERVE	05/06/08				4,896.54				
FRANKFORT PSD 10-A WATER REVENUE	12/22/10	0.000%	#3,240,000	2,965,351	7,153.93	2050	36/91	MBC - UNB	S&J
FRANKFORT PSD 10-A WATER RESERVE	12/22/10				9,120.71				
FRANKLIN 03 SEWER REVENUE	02/11/03	0.000% - +0.5%AF	1,332,645	932,829	12,039.71	2034	36/91	MBC - DEP	S&J
FRANKLIN 03 SEWER RESERVE	02/11/03				40,855.18				
FRANKLIN 87-A SEWER REVENUE	06/08/87	8.380%	220,741	19,703	18,616.14	2013	10/04	MBC - BNY	S&J
FRANKLIN 87-A SEWER RESERVE	06/08/87				21,381.37				
FRANKLIN 87-B SEWER REVENUE	06/08/87	0.000%	52,655	2,106	1,762.50	2013	10/	MBC - BNY2	S&J
FRANKLIN 87-B SEWER RESERVE	06/08/87				2,112.10				
FRANKLIN 03-A WATER REVENUE	12/17/03	0.000% - +1.0%AF	2,528,623	1,812,180	24,713.43	2034	36/91	MBC - BPH	S&J
FRANKLIN 03-A WATER RESERVE	12/17/03				73,256.52				
FRANKLIN 94 WATER REVENUE	05/27/94	6.750%	309,000	250,201	12,239.62	2033	10/04	MBC - BNY	S&J
FRANKLIN 94 WATER RESERVE	05/27/94				22,656.44				
FRIENDLY PSD 04-A SEWER REVENUE	09/28/04	0.000%	252,100	200,716	575.35	2044	36/91	MBC - UNB	S&J

ACCOUNT NAME	ISSUE DATE	INTEREST RATE	ORIGINAL ISSUE	OUTSTANDING (06/30/13)	ACCT - BAL (06/30/13)	LAST DEBT	DEBT MONTH	PAYING AGENT	BOND I COUNSEL
FRIENDLY PSD 04-A SEWER RESERVE	09/28/04				5,324.69				S&J
FRIENDLY PSD 05-A WATER REVENUE	03/11/05	0.000%	300,000	245,806	644.51	2045	36/91	MBC - UNB	S&J
FRIENDLY PSD 05-A WATER RESERVE	03/11/05				6,047.91				
FRIENDLY PSD 08-A WATER REVENUE	12/04/08	0.000%	2,450,000	2,244,509	5,269.27	2048	36/91	MBC - UNB	S&J
FRIENDLY PSD 08-A WATER RESERVE	12/04/08				22,065.94				
FRIENDLY PSD 12-A WATER RESERVE	04/19/12				0.00				
FRIENDLY PSD 94-A WATER RESERVE	06/22/94				19,854.92				
FRIENDLY PSD 94-B WATER RESERVE	11/03/94				4,253.30				
FRIENDLY PSD 97 WATER RESERVE	06/11/97				27,557.47				
GAP MILLS PSD 07-A WATER RESERVE	05/21/07				8,001.46				S&J
GAP MILLS PSD 07-B WATER RESERVE	05/21/07				1,824.11				S&J
GARY 00-A WATER REVENUE	08/01/00	0.000% - +0.5%AF	1,786,911	1,087,034	11,458.10	2031	36/91	MBC - BPH	JK
GARY 00-A WATER RESERVE	08/01/00				67,096.39				
GAULEY RIVER PSD 05-A WATER RESERVE	11/02/05				49,901.82				
GAULEY RIVER PSD 07-A WATER REVENUE	11/13/07	0.000%	354,818	307,652	1,479.46	2047	36/91	MBC - UNB	JK
GAULEY RIVER PSD 07-A WATER RESERVE	11/13/07				4,886.48				
GAULEY RIVER PSD 10-A WATER RESERVE	03/25/10				14,696.96				
GAULEY RIVER PSD 12-A WATER RESERVE	03/07/12				0.00				
GAULEY RIVER PSD 86-A WATER REVENUE	05/09/86	9.750%	123,230	89,060	6,981.10	2025	10/04	MBC - BNY	JK
GAULEY RIVER PSD 86-A WATER RESERVE	05/09/86				12,407.18				
GAULEY RIVER PSD 86-B WATER REVENUE	05/09/86	0.000%	61,350	20,988	3,024.71	2025	10/	MBC - BNY2	JK
GAULEY RIVER PSD 86-B WATER RESERVE	05/09/86				3,355.29				
GILBERT 98-A SEWER REVENUE	09/29/98	0.000% - +1.0%AF	1,250,000	421,875	25,560.24	2020	36/91	MBC - DEP	JK
GILBERT 98-A SEWER RESERVE	09/29/98				69,751.56				
GILBERT 98-B SEWER REVENUE	09/29/98	1.000%	1,250,000	1,250,000	0.00	2038	36/91	MBC - UNB	JK
GILBERT 98-B SEWER RESERVE	09/29/98				0.00				
GILBERT 09-A WATER RESERVE	08/03/09				9,059.75				
GILBERT 12-A WATER RESERVE	07/27/12				0.00				
GILBERT 12-B WATER RESERVE	07/27/12				0.00				
GILBERT 12-C WATER REVENUE	07/27/12	0.000%	#983,500	906,251	0.00	2052	36/91	MBC - UNB	JK
GILBERT 12-C WATER RESERVE	07/27/12				0.00				
GILMER COUNTY PSD 05-A WATER REVENUE	04/19/05	0.000%	1,470,000	1,212,273	3,426.90	2045	36/91	MBC - UNB	S&J

ACCOUNT NAME	ISSUE DATE	INTEREST RATE	ORIGINAL ISSUE	OUTSTANDING (06/30/13)	ACCT - BAL (06/30/13)	LAST DEBT	DEBT MONTH	PAYING AGENT	BOND I COUNSEL
GILMER COUNTY PSD 05-A WATER RESERVE	04/19/05				26,394.26				
GILMER COUNTY PSD 05-B WATER REVENUE	04/19/05	0.000% - +1.0%AF	1,639,000	1,270,207	5,283.97	2036	36/91	MBC - BPH	S&J
GILMER COUNTY PSD 05-B WATER RESERVE	04/19/05				37,767.83				
GILMER COUNTY PSD 08-A WATER REVENUE	04/16/08	0.000%	1,325,000	1,195,940	2,891.15	2048	36/91	MBC - UNB	S&J
GILMER COUNTY PSD 08-A WATER RESERVE	04/16/08				34,754.11				
GILMER COUNTY PSD 13-A WATER REVENUE	05/24/13	0.000% - +1.0%AF	#1,725,000	43,125	0.00	2044	36/91	MBC - BPH	S&J
GILMER COUNTY PSD 13-A WATER RESERVE	05/24/13				0.00				
GLEN DALE 11-A WATER RESERVE	04/21/11				2,332.90				
GLEN DALE 98-A WATER REVENUE	08/26/98	6.250%	500,000	420,358	13,017.95	2035	10/04	MBC - BNY	S&J
GLEN DALE 98-A WATER RESERVE	08/26/98				34,935.87				
GLEN ROGERS PSD 06-A SEWER REVENUE	06/27/06	0.000% - +0.5%AF	160,000	123,982	478.29	2036	36/91	MBC - DEP	S&J
GLEN ROGERS PSD 06-A SEWER RESERVE	06/27/06				3,684.52				S&J
GLENVILLE 98 WATER & SEWER RESERVE	10/21/98				79,879.57				S&J
GLEN-WHITE TRAP HILL PSD 07-A WATER RES	09/26/07				41,568.97				
GLEN-WHITE TRAP HILL PSD 12-A WATER RES	04/13/12				0.00				
GLEN-WHITE TRAP HILL PSD 12-B WATER RES	04/13/12				0.00				
GRAFTON 00 WATER & SEWER SYS DESIGN REV	07/07/00	0.000% - +0.5%AF	718,500	431,076	10,142.39	2031	36/91	MBC - DEP	S&J
GRAFTON 00 WATER & SEWER SYS DESIGN RES	07/07/00				28,051.61				
GRAFTON 02 HOSPITAL REF REVENUE	01/03/02	VARIABLE- 5.270%	1,500,000	849,373	30,448.25	2022	14/71	MBC-HUNT NB:BH	S&J
GRAFTON 02 HOSPITAL REF RESERVE	01/03/02				28,232.67				
GRAFTON 05-A WATER & SEWER REVENUE	12/19/05	0.000% - +0.5%AF	4,227,582	3,487,752	25,001.59	2038	36/91	MBC - DEP	S&J
GRAFTON 05-A WATER & SEWER RESERVE	12/19/05				141,297.79				
GRAFTON 94 WATER & SEWER REVENUE	07/27/94	6.750%	2,830,000	2,291,483	111,593.57	2033	10/04	MBC - BNY	S&J
GRAFTON 94 WATER & SEWER RESERVE	07/27/94				207,369.69				
GRANDVIEW-DOOLIN PSD 00-A WATER REVENUE	05/02/00	0.000% - +1.0%AF	1,483,979	902,730	11,688.72	2031	36/91	MBC - BPH	S&J
GRANDVIEW-DOOLIN PSD 00-A WATER RESERVE	05/02/00				49,525.38				
GRANDVIEW-DOOLIN PSD 00-B WATER REVENUE	05/02/00	0.000%	3,305,290	2,296,529	13,208.14	2040	36/91	MBC - UNB	S&J
GRANDVIEW-DOOLIN PSD 00-B WATER RESERVE	05/02/00				85,951.87				
GRANT COUNTY MEMORIAL HOSP 98-A REF GO	05/01/98	3.850% - 5.300%	1,780,000	640,000	157,471.06	2019	04/10	WESBK-WHEEL	I JK
GRANT COUNTY PSD 05-A WATER REVENUE	07/28/05	0.000%	1,833,369	1,514,008	8,093.54	2045	36/91	MBC - UNB	JK
GRANT COUNTY PSD 05-A WATER RESERVE	07/28/05				33,631.65				JK
GRANT COUNTY PSD 08-A WATER RESERVE	03/27/08				8,712.26				

ACCOUNT NAME	ISSUE DATE	INTEREST RATE	ORIGINAL ISSUE	OUTSTANDING (06/30/13)	ACCT - BAL (06/30/13)	LAST DEBT	DEBT MONTH	PAYING AGENT	BOND I COUNSEL
GRANT COUNTY PSD 11-A WATER REVENUE	03/22/11	3.000%	328,300	316,124	2,065.63	2042	36/91	MBC - UNB	S&J
GRANT COUNTY PSD 11-A WATER RESERVE	03/22/11				2,371.45				S&J
GRANT COUNTY PSD 11-B WATER REVENUE	03/22/11	1.000%	115,000	111,696	370.42	2042	36/91	MBC - UNB	S&J
GRANT COUNTY PSD 11-B WATER RESERVE	03/22/11				481.31				S&J
GRANT TOWN 10-A WATER REVENUE	07/20/10	0.000%	#1,610,000	1,529,652	3,461.70	2050	36/91	MBC - UNB	S&J
GRANT TOWN 10-A WATER RESERVE	07/20/10				6,627.14				S&J
GRANTSVILLE 09-A SEWER REVENUE	11/12/09	0.000%	343,361	323,291	1,464.51	2049	36/91	MBC - DEP	S&J
GRANTSVILLE 09-A SEWER RESERVE	11/12/09				6,464.27				S&J
GRANTSVILLE 11-A WATER RESERVE	12/27/11				1,186.85				
GRANTSVILLE 91 WATER DEPRECIATION	02/27/91				5,723.85				
GRANTSVILLE 91 WATER RESERVE	02/27/91				4,744.88				
GREATER HARRISON CTY PSD 03-A SEWER REV	06/26/03	0.000% - +0.5%AF	1,981,165	1,543,755	4,723.41	2043	36/91	MBC - DEP	S&J
GREATER HARRISON CTY PSD 03-A SEWER RES	06/26/03				51,460.20				
GREATER HARRISON CTY PSD 03-B SEWER REV	06/26/03	0.000%	4,130,000	3,218,182	8,980.65	2043	36/91	MBC - UNB	S&J
GREATER HARRISON CTY PSD 03-B SEWER RES	06/26/03				107,275.60				
GREATER HARRISON CTY PSD 08-A SEWER REV	10/27/08	0.000%	943,500	852,768	2,015.86	2048	36/91	MBC - UNB	S&J
GREATER HARRISON CTY PSD 08-A SEWER RES	10/27/08				9,274.38				
GREATER HARRISON CTY PSD 10-A SEWER REV	06/24/10	3.000% - 5.000%	#878,500	845,235	37,773.27	2030	14/71	MBC - BBT	S&J
GREATER HARRISON CTY PSD 10-A SEWER RES	06/24/10				7,370.40				
GREATER HARRISON CTY PSD 04-A WATER REV	07/27/04	0.000%	703,000	566,052	1,699.43	2044	36/91	MBC - UNB	S&J
GREATER HARRISON CTY PSD 04-A WATER RES	07/27/04				14,230.48				
GREATER HARRISON CTY PSD 06-A WATER REV	03/29/06	0.000%	1,250,000	1,056,440	2,688.49	2046	36/91	MBC - UNB	S&J
GREATER HARRISON CTY PSD 06-A WATER RES	03/29/06				19,746.95				S&J
GREATER HARRISON CTY PSD 09-A WATER REV	03/16/09	0.000%	#1,500,000	1,383,864	3,227.63	2049	36/91	MBC - UNB	S&J
GREATER HARRISON CTY PSD 09-A WATER RES	03/16/09				38,718.04				
GREATER MARION PSD 00 SEWER REVENUE	12/11/00	0.000% - +0.5%AF	400,000	243,309	1,200.99	2031	36/91	MBC - DEP	S&J
GREATER MARION PSD 00 SEWER RESERVE	12/11/00				13,567.97				
GREATER MARION PSD 13-A SEWER REVENUE	02/01/13	0.000% - +0.5%AF	#1,663,080	727,533	0.00	2052	36/91	MBC - DEP	S&J
GREATER MARION PSD 13-A SEWER RESERVE	02/01/13				0.00				S&J
GREATER MARION PSD 99-A SEWER REVENUE	06/23/99	0.000% - +1.0%AF	400,000	155,000	1,838.25	2021	36/91	MBC - DEP	S&J
GREATER MARION PSD 99-A SEWER RESERVE	06/23/99				20,650.56				
GREATER MARION PSD 99-B SEWER REVENUE	06/23/99	0.000%	1,700,000	1,140,632	3,662.44	2039	36/91	MBC - UNB	S&J

ACCOUNT NAME	ISSUE DATE	INTEREST RATE	ORIGINAL ISSUE	OUTSTANDING (06/30/13)	ACCT - BAL (06/30/13)	LAST DEBT	DEBT MONTH	PAYING AGENT	BOND I COUNSEL
GREATER MARION PSD 99-B SEWER RESERVE	06/23/99				43,911.91				
GREATER PAW PAW SANITARY DIST 87-A S REV	04/07/87	8.380%	1,548,258	1,098,020	78,588.53	2026	10/04	MBC - BNY	S&J
GREATER PAW PAW SANITARY DIST 87-A S RES	04/07/87				136,224.17				
GREATER PAW PAW SANITARY DIST 87-B S REV	04/07/87	0.000%	379,753	139,909	9,150.83	2026	10/	MBC - BNY2	S&J
GREATER PAW PAW SANITARY DIST 87-B S RES	04/07/87				10,023.83				
GREATER PAW PAW SANITARY DIST 92-A S REV	04/22/92	7.750%	483,871	387,808	23,641.12	2031	10/04	MBC - BNY	S&J
GREATER PAW PAW SANITARY DIST 92-A S RES	04/22/92				39,707.35				
GREATER PAW PAW SANITARY DIST 92-B S REV	04/22/92	0.000%	16,129	7,857	379.32	2031	10/	MBC - BNY2	S&J
GREATER PAW PAW SANITARY DIST 92-B S RES	04/22/92				415.57				
GREATER ST ALBANS PSD 07-A SEWER REVENUE	08/28/07	0.000% - +0.5%AF	#1,850,000	1,572,494	5,527.20	2038	36/91	MBC - DEP	S&J
GREATER ST ALBANS PSD 07-A SEWER RESERVE	08/28/07				61,672.61				
GREATER ST ALBANS PSD 10-A SEWER REVENUE	01/29/10	0.000% - +1.0%AF	1,276,820	1,226,414	2,934.05	2049	36/91	MBC - DEP	S&J
GREATER ST ALBANS PSD 10-A SEWER RESERVE	01/29/10				33,607.17				
GREATER ST ALBANS PSD 10-C SEWER REVENUE	01/29/10	0.000%	#5,000,000	4,667,296	10,965.01	2049	36/91	MBC - UNB	S&J
GREATER ST ALBANS PSD 10-C SEWER RESERVE	01/29/10				131,602.10				
GREATER ST ALBANS PSD 90-A SEWER REVENUE	08/24/90	8.100%	3,079,067	2,383,427	107,407.23	2029	10/04	MBC - BNY	V&W
GREATER ST ALBANS PSD 90-A SEWER RESERVE	08/24/90				263,193.29				
GREATER ST ALBANS PSD 90-B SEWER REVENUE	08/24/90	0.000%	139,054	62,208	3,435.91	2029	10/	MBC - BNY2	V&W
GREATER ST ALBANS PSD 90-B SEWER RESERVE	08/24/90				3,674.52				
GREEN VALLEY GLENWOOD PSD 02-A SEWER RES	01/04/02				76,250.16				
GREEN VALLEY GLENWOOD PSD 02-B SEWER RES	01/04/02				25,874.54				
GREEN VALLEY GLENWOOD PSD 10-A S REF REV	12/29/10	3.630%	1,290,000	1,116,984	31,728.32	2025	99/99	MBC-BBT:BH	S&J
GREEN VALLEY GLENWOOD PSD 10-A S REF RES	12/29/10				115,613.86				
GREEN VALLEY GLENWOOD PSD 98-B SEWER REV	11/25/98	0.000%	317,500	205,535	1,323.40	2038	36/91	MBC - UNB	S&J
GREEN VALLEY GLENWOOD PSD 98-B SEWER RES	11/25/98				9,085.15				
GREEN VALLEY GLENWOOD PSD 05-A WATER RES	07/08/05				46,405.57				
GREEN VALLEY GLENWOOD PSD 05-B WATER RES	07/08/05				22,038.08				
GREENBRIER COUNTY PSD #2 97-A SEWER REV	12/11/97	0.000% - +1.0%AF	235,000	64,625	2,980.40	2018	36/91	MBC - DEP	S&J
GREENBRIER COUNTY PSD #2 97-A SEWER RES	12/11/97				13,247.50				
GREENBRIER COUNTY PSD #2 97-B SEWER REV	12/11/97	0.000%	755,000	471,274	4,492.84	2037	36/91	MBC - UNB	S&J
GREENBRIER COUNTY PSD #2 97-B SEWER RES	12/11/97				22,375.33				
GREENBRIER COUNTY SCHOOLS 02 GO SUR COL	05/01/02				117.12				

ACCOUNT NAME	ISSUE DATE	INTEREST RATE	ORIGINAL ISSUE	OUTSTANDING (06/30/13)	ACCT - BAL (06/30/13)	LAST DEBT	DEBT MONTH	PAYING AGENT	BOND COUNSEL
GREENBRIER COUNTY SCHOOLS 09 GO	03/26/09	3.250% - 5.000%	37,745,000	30,500,000	569,426.97	2024	05/11	MBC - DTC	I BRM
GREENBRIER COUNTY SCHOOLS 09 GO SUR COL	03/26/09				399,332.99				
GREENBRIER COUNTY SCHOOLS 12 REF GO	06/05/12	2.000% - 3.000%	3,330,000	2,740,000	3,383.19	2017	05/11	MBC - DTC	BRM
GREENBRIER PSD #1 06-A SEWER R & R	11/15/06				30,001.64				I
GREENBRIER PSD #1 06-A SEWER REF REVENUE	11/15/06	3.800% - 4.200%	3,185,000	1,955,000	309,984.89	2019	10/04	MBC - DTC	I S&J
GREENBRIER PSD #1 06-A SEWER REF RESERVE	11/15/06				330,802.06				I
GREENBRIER PSD #1 83-B SEWER REVENUE	06/23/83	0.000%	910,000	172,162	22,554.75	2019	10/	MBC - BNY2	S&J
GTR HARRISON CTY (GRANT UN)PSD 86A S REV	11/06/86	8.380%	1,758,771	1,247,311	63,844.57	2026	10/04	MBC - BNY	S&J
GTR HARRISON CTY (GRANT UN)PSD 86A S RES	11/06/86				154,691.87				
GTR HARRISON CTY (GRANT UN)PSD 86B S REV	11/06/86	0.000%	431,387	158,932	8,528.38	2026	10/	MBC - BNY2	S&J
GTR HARRISON CTY (GRANT UN)PSD 86B S RES	11/06/86				11,358.11				
GTR HARRISON CTY (GRANT UN)PSD 90A S REV	04/06/90	7.850%	285,908	218,242	9,216.81	2029	10/04	MBC - BNY	S&J
GTR HARRISON CTY (GRANT UN)PSD 90A S RES	04/06/90				23,694.91				
GTR HARRISON CTY (GRANT UN)PSD 90B S REV	04/06/90	0.000%	13,342	5,816	264.96	2029	10/	MBC - BNY2	S&J
GTR HARRISON CTY (GRANT UN)PSD 90B S RES	04/06/90				341.94				
HAMLIN PSD 97 SEWER REVENUE	05/07/97	2.000% - +1.0%AF	150,400	39,249	1,919.97	2017	36/91	MBC - DEP	G&G
HAMLIN PSD 97 SEWER RESERVE	05/07/97				9,199.73				
HAMLIN PSD 99 SEWER REVENUE	10/28/99	0.000% - +0.5%AF	1,270,883	499,257	12,389.03	2021	36/91	MBC - DEP	G&G
HAMLIN PSD 99 SEWER RESERVE	10/28/99				76,672.37				
HAMMOND PSD 02-A WATER REVENUE	04/16/02	0.000%	472,620	346,187	3,258.00	2042	36/91	MBC - UNB	S&J
HAMMOND PSD 02-A WATER RESERVE	04/16/02				12,215.84				
HAMRICK PSD 09-A SEWER REVENUE	12/04/09	0.000% - +.25%AF	215,781	195,992	622.67	2040	36/91	MBC - DEP	S&J
HAMRICK PSD 09-A SEWER RESERVE	12/04/09				7,204.13				
HAMRICK PSD 97-A SEWER REVENUE	02/11/97	0.000% - +1.0%AF	280,159	66,537	4,562.08	2018	36/91	MBC - DEP	S&J
HAMRICK PSD 97-A SEWER RESERVE	02/11/97				15,999.47				
HAMRICK PSD 98-A SEWER REVENUE	01/20/98	0.000% - +1.0%AF	200,000	60,000	1,201.34	2019	36/91	MBC - DEP	S&J
HAMRICK PSD 98-A SEWER RESERVE	01/20/98				10,037.25				
HAMRICK PSD 98-B SEWER REVENUE	01/20/98	2.000%	1,550,000	1,117,835	7,006.98	2037	36/91	MBC - UNB	S&J
HAMRICK PSD 98-B SEWER RESERVE	01/20/98				57,847.12				
HAMRICK PSD 03-A WATER REVENUE	03/31/03	0.000% - +1.0%AF	760,000	525,642	2,909.42	2034	36/91	MBC - BPH	S&J
HAMRICK PSD 03-A WATER RESERVE	03/31/03				24,936.71				
HANCOCK COUNTY PSD 02 SEWER REVENUE	08/01/02	0.000%	1,000,000	753,247	4,549.68	2042	36/91	MBC - UNB	S&J

ACCOUNT NAME	ISSUE DATE	INTEREST RATE	ORIGINAL ISSUE	OUTSTANDING (06/30/13)	ACCT - BAL (06/30/13)	LAST DEBT	DEBT MONTH	PAYING AGENT	BOND I COUNSEL
HANCOCK COUNTY PSD 02 SEWER RESERVE	08/01/02				33,248.54				
HANCOCK COUNTY PSD 04-A SEWER REVENUE	06/08/04	0.000% - +0.5%AF	899,699	710,590	9,881.49	2044	36/91	MBC - DEP	S&J
HANCOCK COUNTY PSD 04-A SEWER RESERVE	06/08/04				23,258.31				
HANCOCK COUNTY PSD 08-A SEWER REVENUE	08/12/08	0.000% - +0.5%AF	4,569,751	4,532,985	2,250.23	2035	36/91	MBC - DEP	S&J
HANCOCK COUNTY PSD 08-A SEWER RESERVE	08/12/08				14,481.17				
HANCOCK COUNTY PSD 08-B SEWER REVENUE	08/12/08	0.000%	5,468,620	5,036,884	11,991.65	2048	36/91	MBC - UNB	S&J
HANCOCK COUNTY PSD 08-B SEWER RESERVE	08/12/08				144,896.75				
HANCOCK COUNTY PSD 95-A SEWER REVENUE	12/07/95	6.750%	289,532	237,249	11,514.04	2033	10/04	MBC - BNY	S&J
HANCOCK COUNTY PSD 95-A SEWER RESERVE	12/07/95				21,470.09				
HANCOCK COUNTY PSD 95-B SEWER REVENUE	12/07/95	6.250%	1,080,088	896,518	39,764.50	2035	10/04	MBC - BNY	S&J
HANCOCK COUNTY PSD 95-B SEWER RESERVE	12/07/95				74,553.62				
HANCOCK COUNTY PSD 95-C SEWER REVENUE	12/07/95	0.000% - +1.0%AF	883,974	165,735	14,046.20	2017	36/91	MBC - DEP	S&J
HANCOCK COUNTY PSD 95-C SEWER RESERVE	12/07/95				49,087.86				
HANCOCK COUNTY PSD 99 SEWER REVENUE	12/02/99	0.000% - +1.0%AF	4,996,347	1,936,074	73,806.20	2021	36/91	MBC - DEP	S&J
HANCOCK COUNTY PSD 99 SEWER RESERVE	12/02/99				278,711.27				
HANCOCK COUNTY SCHOOLS 11 GO	03/10/11	3.000% - 5.000%	37,000,000	35,540,000	405,629.59	2036	05/11	MBC - DTC	BRM
HANDLEY 90-A SEWER REVENUE	07/27/90	8.100%	155,251	120,176	5,078.29	2029	10/04	MBC - BNY	V&W
HANDLEY 90-A SEWER RESERVE	07/27/90				13,262.90				
HANDLEY 90-B SEWER REVENUE	07/27/90	0.000%	7,011	3,137	100.00	2029	10/	MBC - BNY2	V&W
HANDLEY 90-B SEWER RESERVE	07/27/90				184.82				
HARDY COUNTY PSD 01-A WATER RESERVE	09/18/01				19,638.12				
HARDY COUNTY PSD 02-A WATER REVENUE	03/19/02	0.000%	1,215,824	902,063	3,001.26	2042	36/91	MBC - UNB	S&J
HARDY COUNTY PSD 02-A WATER RESERVE	03/19/02				31,399.68				
HARDY COUNTY PSD 03-A WATER REVENUE	07/30/03	0.000%	534,200	413,574	1,320.62	2043	36/91	MBC - UNB	S&J
HARDY COUNTY PSD 03-A WATER RESERVE	07/30/03				12,747.71				
HARDY COUNTY PSD 08-A WATER RESERVE	10/14/08				56,546.90				
HARDY COUNTY PSD 10-A WATER REVENUE	09/30/10	0.000%	1,641,250	1,587,960	3,580.79	2050	36/91	MBC - UNB	S&J
HARDY COUNTY PSD 10-A WATER RESERVE	09/30/10				42,690.48				
HARDY COUNTY SCHOOLS 12 GO	10/25/12	2.000% - 3.000%	21,545,000	20,490,000	464,614.02	2030	06/12	MBC - DTC	BRM
HARMAN 08-A SEWER REVENUE	11/07/08	0.000%	300,000	278,286	630.73	2048	36/91	MBC - UNB	S&J
HARMAN 08-A SEWER RESERVE	11/07/08				2,236.70				
HARPERS FERRY 08-A WATER RESERVE	03/13/08				6,252.92				

ACCOUNT NAME	ISSUE DATE	INTEREST RATE	ORIGINAL ISSUE	OUTSTANDING (06/30/13)	ACCT - BAL (06/30/13)	LAST DEBT	DEBT MONTH	PAYING AGENT	BOND I COUNSEL
HARPERS FERRY 86-A WATER REVENUE	12/19/86	8.380%	611,912	433,964	30,764.67	2026	10/04	MBC - BNY	S&J
HARPERS FERRY 86-A WATER RESERVE	12/19/86				53,872.48				
HARPERS FERRY 86-B WATER REVENUE	12/19/86	0.000%	150,088	55,295	6,319.05	2026	10/	MBC - BNY2	S&J
HARPERS FERRY 86-B WATER RESERVE	12/19/86				11,607.67				
HARPERS FERRY-BOLIVAR PSD 09-A SEWER REV	07/21/09	0.000% - +1.0%AF	629,612	550,902	2,888.73	2030	36/91	MBC - DEP	JK
HARPERS FERRY-BOLIVAR PSD 09-A SEWER RES	07/21/09				31,489.39				
HARPERS FERRY-BOLIVAR PSD 80 SEWER REV	04/22/80	6.000% - 7.200%	485,000	175,000	24,282.87	2018	10/04	MBC - BNY	S&J
HARPERS FERRY-BOLIVAR PSD 80 SEWER RES	04/22/80				39,403.70				
HARRISVILLE 01-A SEWER REVENUE	04/11/01	2.000% - +1.0%AF	638,000	310,604	9,290.60	2022	36/91	MBC - DEP	JK
HARRISVILLE 01-A SEWER RESERVE	04/11/01				38,827.45				
HARRISVILLE 08-A SEWER RESERVE	11/20/08				6,734.96				
HARRISVILLE 90 SEWER RESERVE	04/17/90				36,423.44				
HARRISVILLE 08-A WATER RESERVE	08/15/08				11,644.46				
HARRISVILLE 08-B WATER RESERVE	09/18/08				4,328.47				
HARRISVILLE 12-A WATER RESERVE	02/03/12				0.00				
HILLSBORO 86-A SEWER REVENUE	05/30/86	9.750%	280,400	202,647	14,370.52	2025	10/04	MBC - BNY	LFG
HILLSBORO 86-A SEWER RESERVE	05/30/86				28,195.84				
HILLSBORO 86-B SEWER REVENUE	05/30/86	0.000%	139,600	47,758	3,271.73	2025	10/	MBC - BNY2	LFG
HILLSBORO 86-B SEWER RESERVE	05/30/86				4,145.60				
HINTON 04-A SEWER REVENUE	03/30/04	0.00% - +0.5%AF	490,000	386,346	4,849.19	2044	36/91	MBC - DEP	S&J
HINTON 04-A SEWER RESERVE	03/30/04				12,588.94				
HINTON 12-A SEWER REVENUE	08/29/12	0.000% - +0.5%AF	#1,228,000	335,301	0.00	2052	36/91	MBC - DEP	S&J
HINTON 12-A SEWER RESERVE	08/29/12				0.00				
HINTON 90-A SEWER REVENUE	06/14/90	7.850%	637,262	486,442	28,264.93	2029	10/04	MBC - BNY	S&J
HINTON 90-A SEWER RESERVE	06/14/90				52,860.18				
HINTON 90-B SEWER REVENUE	06/14/90	0.000%	29,738	12,963	3,382.73	2029	10/	MBC - BNY2	S&J
HINTON 90-B SEWER RESERVE	06/14/90				764.52				
HINTON 90-C SEWER RESERVE	06/14/90				39,363.40				
HODGESVILLE PSD 02-A WATER RESERVE	12/18/02				47,070.71				
HODGESVILLE PSD 11-A WATER RESERVE	04/14/11				1,854.05				
HUGHES RIVER WATER 08-A WATER RESERVE	12/18/08				5,714.45				
HUGHES RIVER WATER 08-B WATER RESERVE	12/18/08				1,662.44				

ACCOUNT NAME	ISSUE DATE	INTEREST RATE	ORIGINAL ISSUE	OUTSTANDING (06/30/13)	ACCT - BAL (06/30/13)	LAST DEBT	DEBT MONTH	PAYING AGENT	BOND I COUNSEL
HUNTINGTON 00 PARKING IMP & REF REVENUE	12/20/00	2.275% - 6.650%	2,500,000	1,372,501	45,671.93	2020	12/06	MBC-HUNT NB:BH	S&J
HUNTINGTON 00 PARKING IMP & REF RESERVE	12/20/00				220,880.55				
HUNTINGTON 00-A SEWER REVENUE	10/24/00	2.000% - +1.0%AF	1,832,399	866,100	10,819.63	2021	36/91	MBC - DEP	S&J
HUNTINGTON 00-A SEWER RESERVE	10/24/00				113,516.97				
HUNTINGTON 07 SEWER REFUNDING REVENUE	12/27/07	3.500% - 4.000%	5,500,000	4,115,000	347,668.75	2023	11/05	MBC - DTC	S&J
HUNTINGTON 07 SEWER REFUNDING RESERVE	12/27/07				486,905.28				
HUNTINGTON 10-A SEWER REVENUE	01/12/10	2.000% - +1.0%AF	4,022,945	3,473,362	70,886.41	2030	36/91	MBC - DEP	S&J
HUNTINGTON 10-A SEWER RESERVE	01/12/10				154,328.30				
HUNTINGTON 10-B SEWER REVENUE	11/10/10	2.000% - +1.0%AF	#2,622,055	2,330,573	19,825.13	2031	36/91	MBC - DEP	S&J
HUNTINGTON 10-B SEWER RESERVE	11/10/10				25,252.70				
HUNTINGTON 13-A SEWER REVENUE	03/28/13	1.990%	1,059,500	1,012,130	25,567.87	2016	99/99	MBC - PB:BH	S&J
HUNTINGTON 13-A SEWER RESERVE	03/29/13				105,960.57				
HUNTINGTON 97 SEWER REVENUE	11/25/97	2.000% - +1.0%AF	3,039,895	962,584	17,391.36	2019	36/91	MBC - DEP	S&J
HUNTINGTON 97 SEWER RESERVE	11/25/97				177,840.29				
HUNTINGTON 99 SEWER REVENUE	06/22/99	2.000% - +1.0%AF	2,083,550	825,399	12,085.49	2020	36/91	MBC - DEP	S&J
HUNTINGTON 99 SEWER RESERVE	06/22/99				126,801.82				
HURRICANE 03-A SEWER REF RESERVE	10/28/03				40,381.69				
HURRICANE 05-A SEWER REVENUE	08/09/05	3.000%	9,240,515	7,222,314	102,339.08	2027	36/91	MBC - UNB	S&J
HURRICANE 05-A SEWER RESERVE	08/09/05				349,069.58				
HURRICANE 05-B SEWER REVENUE	08/09/05	5.000%	1,114,236	866,063	55,183.15	2025	10/04	MBC - BNY	S&J
HURRICANE 05-B SEWER RESERVE	08/09/05				63,001.11				
HURRICANE 05-C SEWER REVENUE	08/09/05	5.000%	485,764	377,570	24,057.96	2025	10/04	MBC - BNY	S&J
HURRICANE 05-C SEWER RESERVE	08/09/05				27,468.61				
HURRICANE 89-A SEWER REVENUE	12/28/89	7.850%	2,331,211	966,304	135,561.57	2018	10/04	MBC - BNY	S&J
HURRICANE 89-A SEWER RESERVE	12/28/89				208,096.63				
HURRICANE 89-B SEWER REVENUE	12/28/89	0.000%	108,789	23,312	3,244.67	2018	10/	MBC - BNY2	S&J
HURRICANE 89-B SEWER RESERVE	12/28/89				3,891.23				
HURRICANE 07-A WATER REVENUE	05/31/07	4.260%	1,880,000	1,267,869	28,278.29	2022	99/99	MBC-BB&T:BH	S&J
HURRICANE 07-A WATER RESERVE	05/31/07				104,401.72				
HURRICANE 94 WATER REVENUE	05/05/94	6.750%	1,100,000	890,682	37,092.22	2033	10/04	MBC - BNY	S&J
HURRICANE 94 WATER RESERVE	05/05/94				80,563.07				
HUTTONSVILLE PSD 03-A SEWER REVENUE	06/03/03	0.000%	3,934,000	2,979,426	9,691.66	2039	36/91	MBC - UNB	JK

ACCOUNT NAME	ISSUE DATE	INTEREST RATE	ORIGINAL ISSUE	OUTSTANDING (06/30/13)	ACCT - BAL (06/30/13)	LAST DEBT	DEBT MONTH	PAYING AGENT	BOND I COUNSEL
HUTTONSVILLE PSD 03-A SEWER RESERVE	06/06/03				97,651.41				
HUTTONSVILLE PSD 03-B SEWER RESERVE	06/06/03				24,537.69				
HUTTONSVILLE PSD 11-A SEWER RESERVE	04/25/11				1,297.86				
HUTTONSVILLE PSD 11-B SEWER REVENUE	04/25/11	0.000%	800,000	789,540	1,743.48	2051	36/91	MBC - UNB	S&J
HUTTONSVILLE PSD 11-B SEWER RESERVE	04/25/11				20,922.74				
HUTTONSVILLE PSD 11-C SEWER REVENUE	04/25/11	0.000%	200,000	197,380	435.98	2051	36/91	MBC - UNB	S&J
HUTTONSVILLE PSD 11-C SEWER RESERVE	04/25/11				5,240.21				
HUTTONSVILLE PSD 84-B SEWER RENEW & REP	02/28/84				1,812.20				
HUTTONSVILLE PSD 84-B SEWER REVENUE	02/28/84	0.000%	144,089	28,017	3,002.58	2019	10/	MBC - BNY2	S&J
HUTTONSVILLE PSD 00-A WATER RESERVE	07/27/00				22,161.52				
HUTTONSVILLE PSD 04-A WATER REVENUE	08/25/04	0.000%	952,000	771,555	2,093.28	2044	36/91	MBC - UNB	JK
HUTTONSVILLE PSD 04-A WATER RESERVE	08/25/04				18,261.54				
HUTTONSVILLE PSD 04-B WATER RESERVE	08/24/04				15,264.07				
HUTTONSVILLE PSD 12-A WATER REVENUE	08/07/12	0.000% - +1.0%AF	#244,500	224,372	782.73	2043	36/91	MBC - BPH	S&J
HUTTONSVILLE PSD 12-A WATER RESERVE	08/07/12				271.74				
HUTTONSVILLE PSD 12-B WATER RESERVE	12/18/12				0.00				
HUTTONSVILLE PSD 12-C WATER REVENUE	12/18/12	0.000%	#1,085,000	71,394	0.00	2052	36/91	MBC - UNB	S&J
HUTTONSVILLE PSD 12-C WATER RESERVE	12/18/12				0.00				
HUTTONSVILLE PSD 12-D WATER REVENUE	12/18/12	1.000%	#1,100,000	634,748	0.00	2052	36/91	MBC - UNB	S&J
HUTTONSVILLE PSD 12-D WATER RESERVE	12/18/12				0.00				
HUTTONSVILLE PSD 12-E WATER REVENUE	12/18/12	0.000%	#1,700,000	494,563	0.00	2045	36/91	MBC - UNB	S&J
HUTTONSVILLE PSD 12-E WATER RESERVE	12/18/12				40,469.61				
HUTTONSVILLE PSD 96 WATER RESERVE	06/07/96				55,108.76				
JANE LEW PSD 05-A SEWER REVENUE	07/19/05	0.000%	959,015	786,884	2,262.29	2045	36/91	MBC - UNB	S&J
JANE LEW PSD 05-A SEWER RESERVE	07/19/05				17,553.83				
JANE LEW PSD 13-A SEWER REVENUE	05/06/13	0.000%	#5,167,000	102,469	0.00	2052	36/91	MBC - UNB	S&J
JANE LEW PSD 13-A SEWER RESERVE	05/06/13				0.00				
JANE LEW PSD 04-A WATER RESERVE	12/16/04				21,261.72				
JANE LEW PSD 09-A WATER REVENUE	10/23/09	0.000%	429,399	393,609	2,309.14	2040	36/91	MBC - BPH	S&J
JANE LEW PSD 09-A WATER RESERVE	10/23/09				3,821.55				
JEFFERSON COUNTY PSD 00-A SEWER REVENUE	06/22/00	0.000% - +0.5%AF	1,154,889	712,176	7,745.71	2031	36/91	MBC - DEP	S&J
JEFFERSON COUNTY PSD 00-A SEWER RESERVE	06/22/00				38,496.00				

ACCOUNT NAME	ISSUE DATE	INTEREST RATE	ORIGINAL ISSUE	OUTSTANDING (06/30/13)	ACCT - BAL (06/30/13)	LAST DEBT	DEBT MONTH	PAYING AGENT	BOND I COUNSEL
JEFFERSON COUNTY PSD 08-A SEWER REVENUE	06/18/08	0.000% - +0.5%AF	2,005,000	1,704,238	5,989.93	2038	36/91	MBC - DEP	S&J
JEFFERSON COUNTY PSD 08-A SEWER RESERVE	06/18/08				66,836.00				
JEFFERSON COUNTY PSD 10-A SEWER REF REV	06/24/10	3.000% - 4.375%	1,895,000	1,735,000	82,842.61	2028	10/04	MBC - DTC	STB
JEFFERSON COUNTY PSD 10-A SEWER REF RES	06/24/10				153,856.00				
JEFFERSON COUNTY PSD 13-A SEWER REVENUE	06/14/13	2.250% - 4.000%	1,660,000	1,660,000	0.00	2028	06/12	MBC - DTC	BRM
JEFFERSON COUNTY PSD 13-A SEWER RESERVE	06/14/13				146,000.00				
JEFFERSON COUNTY PSD 88-B SEWER REVENUE	05/05/88	0.000%	425,767	174,676	10,922.57	2028	10/	MBC - BNY2	S&J
JEFFERSON COUNTY PSD 88-B SEWER RESERVE	05/05/88				10,921.00				
JEFFERSON COUNTY PSD 93-A SEWER REVENUE	11/10/93	0.000%	971,000	24,274	11,778.85	2013	36/91	MBC - DEP	S&J
JEFFERSON COUNTY PSD 93-A SEWER RESERVE	11/10/93				48,552.00				
JEFFERSON COUNTY PSD 98-B SEWER REVENUE	06/25/98	0.000% - +1.0%AF	599,089	179,712	6,821.25	2019	36/91	MBC - DEP	S&J
JEFFERSON COUNTY PSD 98-B SEWER RESERVE	06/25/98				29,956.00				
JEFFERSON COUNTY PSD 98-C SEWER REVENUE	06/25/98	1.000%	662,039	662,039	0.00	2038	36/91	MBC - UNB	S&J
JEFFERSON COUNTY PSD 98-C SEWER RESERVE	06/25/98				0.00				
JEFFERSON COUNTY PSD 99-A SEWER REVENUE	12/08/99	0.000% - +0.5%AF	378,363	211,251	2,791.42	2030	36/91	MBC - DEP	S&J
JEFFERSON COUNTY PSD 99-A SEWER RESERVE	12/08/99				12,612.00				
JEFFERSON COUNTY PSD 97 WATER DESIGN REV	12/15/97	0.000%	145,000	145,000	0.00	2037	36/91	MBC - UNB	S&J
JEFFERSON COUNTY PSD 97 WATER DESIGN RES	12/15/97				0.00				
JEFFERSON COUNTY SCHOOLS 04 GO ESCROW	12/01/04	3.625% - 4.125%	19,000,000	10,510,000	10,995,686.00	2020	05/11	MBC - DTC	S&J
JEFFERSON COUNTY SCHOOLS 04 SUR COL	12/01/04				2,329.66				
JEFFERSON COUNTY SCHOOLS 12 REF GO	08/02/12	4.000%	11,590,000	10,275,000	109,950.22	2020	05/11	MBC - DTC	BRM
JEFFERSON COUNTY SCHOOLS 12 REF SPEC SUR	08/02/12				42.04				
JEFFERSON COUNTY SCHOOLS 12 REF SUR COL	08/02/12				438,392.69				
JEFFERSON CTY SCH 00 REF GO SPEC SURPLUS	07/01/00				0.00				
JEFFERSON CTY SCHOOLS 00 REF GO SUR COL	07/01/00				0.00				
JUNIOR 04-A SEWER REVENUE	10/25/04	0.000% - +0.5%AF	902,250	676,688	2,677.25	2035	36/91	MBC - DEP	S&J
JUNIOR 04-A SEWER RESERVE	10/25/04				22,762.13				
JUNIOR 12-A SEWER RESERVE	06/21/12				0.00				
JUNIOR 09-A WATER REVENUE	09/10/09	0.000%	690,000	645,480	2,913.34	2049	36/91	MBC - UNB	S&J
JUNIOR 09-A WATER RESERVE	09/10/09				17,855.14				
JUSTICE PSD 93 WATER REVENUE	11/24/93	6.750%	439,000	353,565	12,171.85	2033	10/04	MBC - BNY	JK
JUSTICE PSD 93 WATER RESERVE	11/24/93				32,002.65				

ACCOUNT NAME	ISSUE DATE	INTEREST RATE	ORIGINAL ISSUE	OUTSTANDING (06/30/13)	ACCT - BAL (06/30/13)	LAST DEBT	DEBT MONTH	PAYING AGENT	BOND I COUNSEL
KANAWHA (CHELYAN) PSD 02 SEWER REVENUE	06/04/02	0.000%	3,118,574	2,349,056	0.00	2042	36/91	MBC - UNB	G&G
KANAWHA (CHELYAN) PSD 02 SEWER RESERVE	06/04/02				48,051.38				
KANAWHA (CHELYAN) PSD 09-A SEWER REVENUE	12/15/09	0.000% - +1.0%AF	2,761,569	2,519,929	0.00	2031	36/91	MBC - DEP	JK
KANAWHA (CHELYAN) PSD 09-A SEWER RESERVE	12/15/09				3,284.49				
KANAWHA (CHELYAN) PSD 94-A SEWER REVENUE	04/22/94	6.750%	1,023,500	828,740	6,246.36	2033	10/04	MBC - BNY	JK
KANAWHA (CHELYAN) PSD 94-A SEWER RESERVE	04/22/94				63,432.22				
KANAWHA (CHELYAN) PSD 94-B SEWER REVENUE	04/22/94	6.750%	175,276	141,923	1,069.71	2033	10/04	MBC - BNY	JK
KANAWHA (CHELYAN) PSD 94-B SEWER RESERVE	04/22/94				11,169.89				
KANAWHA (CHELYAN) PSD 95-A SEWER REVENUE	06/29/95	6.750%	634,000	516,317	3,891.61	2033	10/04	MBC - BNY	JK
KANAWHA (CHELYAN) PSD 95-A SEWER RESERVE	06/29/95				36,983.45				
KANAWHA (CHELYAN) PSD 99-A SEWER REVENUE	07/15/99	0.000% - +0.5%AF	2,518,000	1,489,793	0.00	2031	36/91	MBC - DEP	JK
KANAWHA (CHELYAN) PSD 99-A SEWER RESERVE	07/15/99				53,746.90				
KANAWHA (UKV) PSD 02-A SEWER REV	03/15/02	0.500%	300,000	197,313	0.00	2032	36/91	MBC - UNB	S&J
KANAWHA (UKV) PSD 02-A SEWER RES	03/15/02				6,619.17				
KANAWHA (UKV) PSD 99 SEWER REV	10/21/99	0.000%	5,768,297	3,932,904	0.00	2039	36/91	MBC - UNB	S&J
KANAWHA (UKV) PSD 99 SEWER RES	10/21/99				89,301.41				
KANAWHA (UKV-LONDON) PSD 97-L S NOTE	08/18/97	0.000% - +3.0%AF	119,064	119,064	0.00	2020	08/	MBC - UNB	S&J
KANAWHA (UKV-PNT CK) PSD 97P S NOTE	08/18/97	0.000% - +3.0%AF	145,000	145,000	0.00	2020	08/	MBC - UNB	S&J
KANAWHA FALLS PSD 03-A SEWER REVENUE	11/06/03	0.000% - +0.5%AF	1,990,400	1,443,029	5,905.81	2035	36/91	MBC - DEP	JK
KANAWHA FALLS PSD 03-A SEWER RESERVE	11/06/03				52,894.25				
KANAWHA FALLS PSD 03-B SEWER REVENUE	11/06/03	5.800%	110,000	74,780	4,870.33	2023	10/04	MBC - BBT	JK
KANAWHA FALLS PSD 03-B SEWER RESERVE	11/06/03				9,280.56				
KANAWHA FALLS PSD 81 SEWER RESERVE	01/01/81				141,528.43				
KANAWHA FALLS PSD 93-A SEWER REVENUE	10/12/93	1.000%	2,872,937	196,857	13,132.80	2014	36/91	MBC - DEP	JK
KANAWHA FALLS PSD 93-A SEWER RESERVE	10/12/93				129,349.07				
KANAWHA FALLS PSD 02-A WATER RESERVE	02/22/02				24,518.50				
KANAWHA FALLS PSD 80 WATER IMP & REF RES	09/14/81				160,015.86				
KENOVA 07-A SEWER REVENUE	07/12/07	0.000%	3,747,000	3,330,653	9,773.97	2047	36/91	MBC - UNB	S&J
KENOVA 07-A SEWER RESERVE	07/12/07				42,460.36				S&J
KENOVA 07-B SEWER REVENUE	07/12/07	0.000% - +0.5%AF	4,649,209	4,132,630	13,085.60	2047	36/91	MBC - DEP	S&J
KENOVA 07-B SEWER RESERVE	07/12/07				52,685.08				S&J
KENOVA 91-A SEWER REVENUE	08/09/91	8.100%	508,101	393,310	16,625.81	2029	10/04	MBC - BNY	S&J

ACCOUNT NAME	ISSUE DATE	INTEREST RATE	ORIGINAL ISSUE	OUTSTANDING (06/30/13)	ACCT - BAL (06/30/13)	LAST DEBT	DEBT MONTH	PAYING AGENT	BOND I COUNSEL
KENOVA 91-A SEWER RESERVE	08/09/91				43,407.36				
KENOVA 91-B SEWER REVENUE	08/09/91	0.000%	22,941	10,263	452.95	2029	10/	MBC - BNY2	S&J
KENOVA 91-B SEWER RESERVE	08/09/91				604.00				
KENOVA 01 WATER RESERVE	12/06/01				29,511.74				
KENOVA 05-A WATER REVENUE	09/27/05	5.050%	1,500,000	1,132,639	74,467.54	2025	10/04	MBC - BNY	G&G
KENOVA 05-A WATER RESERVE	09/27/05				95,087.66				
KENOVA 05-B WATER REVENUE	09/27/05	6.000%	1,500,000	1,414,090	43,090.68	2044	10/04	MBC - BNY	G&G
KENOVA 05-B WATER RESERVE	09/27/05				78,941.40				
KENOVA 05-C WATER REVENUE	09/27/05	0.000% - +1.0%AF	9,986,213	7,905,738	70,552.62	2037	36/91	MBC - BPH	G&G
KENOVA 05-C WATER RESERVE	09/27/05				214,411.53				
KEYSER 01 SEWER REVENUE	01/25/01	0.000% - +0.5%AF	523,072	523,072	389.95	2025	36/91	MBC - DEP	BRM
KEYSER 01 SEWER RESERVE	01/25/01				0.00				
KEYSER 01-B SEWER REF REVENUE	09/13/01	4.000% - 5.800%	1,795,000	1,225,000	93,272.49	2025	10/04	MBC - DTC	BRM
KEYSER 01-B SEWER REF RESERVE	09/13/01				136,907.73				
KEYSER 99 SEWER REVENUE	11/16/99	0.000% - +0.5%AF	5,753,801	2,549,976	77,082.93	2023	36/91	MBC - DEP	BRM
KEYSER 99 SEWER RESERVE	11/16/99				261,979.74				
KEYSER 98-A WATER REVENUE	10/15/98	6.250%	761,842	639,468	28,700.52	2035	10/04	MBC - BNY	BRM
KEYSER 98-A WATER RESERVE	10/15/98				53,178.26				
KEYSER 98-B WATER REVENUE	10/15/98	5.800% - 6.250%	2,997,584	2,575,575	99,301.18	2038	10/04	MBC - BNY	BRM
KEYSER 98-B WATER RESERVE	10/15/98				194,565.01				
KINGMILL VALLEY PSD 01-A SEWER REF REV	09/01/01	5.800% - 6.100%	1,130,000	795,000	60,070.34	2025	10/04	MBC - DTC	S&J
KINGMILL VALLEY PSD 01-A SEWER REF RES	09/01/01				93,018.73				
KINGMILL VALLEY PSD 10-A SEWER RESERVE	02/11/10				20,108.58				
KINGMILL VALLEY PSD 86-B SEWER REVENUE	06/12/86	0.000%	81,343	27,114	1,941.63	2025	10/	MBC - BNY2	S&J
KINGMILL VALLEY PSD 86-B SEWER RESERVE	06/12/86				3,352.42				
KINGMILL VALLEY PSD 99-A SEWER REVENUE	06/15/99	5.800%	183,200	157,409	5,240.93	2038	10/04	MBC - BNY	S&J
KINGMILL VALLEY PSD 99-A SEWER RESERVE	06/15/99				11,885.83				
KINGWOOD 01 SEWER REVENUE	12/20/01	0.000% - +0.5%AF	876,739	576,680	9,162.38	2033	36/91	MBC - DEP	S&J
KINGWOOD 01 SEWER RESERVE	12/20/01				29,328.53				
KINGWOOD 10-A SEWER REF REVENUE	08/27/10	3.000% - 4.250%	1,605,000	1,445,000	84,739.01	2025	10/04	MBC - DTC	S&J
KINGWOOD 10-A SEWER REF RESERVE	08/27/10				147,450.62				
KINGWOOD 12-A SEWER REVENUE	07/25/12	0.000% - +0.5%AF	#15,795,000	10,042,921	0.00	2052	36/91	MBC - DEP	S&J

ACCOUNT NAME	ISSUE DATE	INTEREST RATE	ORIGINAL ISSUE	OUTSTANDING (06/30/13)	ACCT - BAL (06/30/13)	LAST DEBT	DEBT MONTH	PAYING AGENT	BOND I COUNSEL
KINGWOOD 12-A SEWER RESERVE	07/25/12				0.00				
KINGWOOD 86-B SEWER REVENUE	03/28/86	0.000%	850,860	291,084	40,560.28	2025	10/	MBC - BNY2	S&J
KINGWOOD 86-B SEWER RESERVE	03/28/86				24,081.36				
KINGWOOD 01 WATER REVENUE	01/18/01	5.800%	1,139,214	616,514	56,836.65	2020	10/04	MBC - BNY	S&J
KINGWOOD 01 WATER RESERVE	01/18/01				98,520.57				
KINGWOOD 07-A WATER REVENUE	06/14/07	0.000%	265,000	232,510	627.09	2047	36/91	MBC - UNB	S&J
KINGWOOD 07-A WATER RESERVE	06/14/07				3,314.22				
KINGWOOD 09-A WATER REVENUE	09/29/09	0.000%	1,135,000	1,054,964	2,668.24	2049	36/91	MBC - UNB	S&J
KINGWOOD 09-A WATER RESERVE	09/29/09				29,110.67				
KINGWOOD 87-A WATER REVENUE	01/07/87	8.380%	2,810,612	1,993,271	103,748.59	2026	10/04	MBC - BNY	S&J
KINGWOOD 87-A WATER RESERVE	01/07/87				247,181.43				
KINGWOOD 87-B WATER REVENUE	01/07/87	0.000%	689,388	253,985	13,771.09	2026	10/	MBC - BNY2	S&J
KINGWOOD 87-B WATER RESERVE	01/07/87				18,146.09				
KOPPERSTON PSD 96 WATER REVENUE	09/20/96	6.250%	644,000	535,508	23,729.34	2035	10/04	MBC - BNY	JK
KOPPERSTON PSD 96 WATER RESERVE	09/20/96				44,560.14				
LAKE FLOYD PSD 86-A SEWER REVENUE	03/07/86	9.750%	136,870	98,916	7,705.53	2025	10/04	MBC - BNY	S&J
LAKE FLOYD PSD 86-A SEWER RESERVE	03/07/86				13,779.62				
LAKE FLOYD PSD 86-A&B SEWER R&R	03/07/86				5,596.94				
LAKE FLOYD PSD 86-B SEWER REVENUE	03/07/86	0.000%	68,130	23,308	2,936.29	2025	10/	MBC - BNY2	S&J
LAKE FLOYD PSD 86-B SEWER RESERVE	03/07/86				3,444.21				
LASHMEET PSD 98-A LOT 2 WATER REVENUE	09/10/98	2.000%	670,000	488,303	2,666.19	2038	36/91	MBC - UNB	S&J
LASHMEET PSD 98-A WATER REVENUE	09/10/98	2.000%	3,400,000	2,477,954	15,577.53	2038	36/91	MBC - UNB	S&J
LASHMEET PSD 98-A WATER RESERVE	09/10/98				150,011.65				
LAVALETTE PSD 06-A WATER RESERVE	02/23/06				69,898.97				S&J
LAVALETTE PSD 06-B WATER RESERVE	02/23/06				37,960.15				S&J
LAVALETTE PSD 06-C WATER REVENUE	02/23/06	0.000%	1,918,050	1,619,130	10,814.06	2045	36/91	MBC - UNB	S&J
LAVALETTE PSD 06-C WATER RESERVE	02/23/06				37,414.60				S&J
LAVALETTE PSD 09-A WATER RESERVE	05/18/09				18,313.05				
LAVALETTE PSD 09-B WATER RESERVE	05/18/09				9,939.47				
LAVALETTE PSD 10-A WATER RESERVE	03/10/10				15,353.69				
LAVALETTE PSD 10-B WATER RESERVE	03/10/10				1,453.58				
LAVALETTE PSD 11-A WATER RESERVE	02/04/11				4,308.46				

ACCOUNT NAME	ISSUE DATE	INTEREST RATE	ORIGINAL ISSUE	OUTSTANDING (06/30/13)	ACCT - BAL (06/30/13)	LAST DEBT	DEBT MONTH	PAYING AGENT	BOND I COUNSEL
LAVALETTE PSD 12-A WATER RESERVE	09/21/12				0.00				
LEWIS COUNTY EDA 03-A WATER REVENUE	08/27/03	0.000%	2,374,500	1,803,418	5,039.21	2043	36/91	MBC - UNB	S&J
LEWIS COUNTY EDA 03-A WATER RESERVE	08/27/03				0.00				
LEWIS COUNTY EDA 06-A WATER REVENUE	07/27/06	0.000%	4,422,000	3,790,270	9,570.83	2046	36/91	MBC - UNB	S&J
LEWIS COUNTY EDA 06-A WATER RESERVE	07/27/06				0.00				
LEWIS COUNTY EDA 99-A WATER REVENUE	06/10/99	0.000%	1,673,000	1,108,224	3,770.65	2039	36/91	MBC - UNB	S&J
LEWIS COUNTY EDA 99-A WATER RESERVE	06/10/99		LTR/CREDIT		0.00				
LEWISBURG 09-A WATER REVENUE	05/22/09	4.510%	1,000,000	865,986	12,863.59	2029	99/99	MBC-BBT:BH	S&J
LEWISBURG 09-A WATER RESERVE	05/22/09				76,152.69				
LEWISBURG 10-A WATER REVENUE	12/02/10	3.000%	#1,482,000	1,408,881	12,976.82	2032	36/91	MBC - UNB	S&J
LEWISBURG 10-A WATER RESERVE	12/02/10				98,852.13				
LEWISBURG 12-A WATER REVENUE	06/27/12	4.000%	486,000	468,568	5,988.65	2032	99/99	MBC-OVB:BH	S&J
LEWISBURG 12-A WATER RESERVE	06/27/12				3,552.24				
LEWISBURG 13-A WATER REVENUE	04/01/13	3.500%	3,500,000	3,500,000	20,487.35	2033	99/99	MBC-FNB:BH	S&J
LEWISBURG 13-A WATER RESERVE	04/01/13				244,737.26				
LEWISBURG WATER REPAIR & REPLACEMENT	06/01/11				41,722.84				
LINCOLN PSD 02-A WATER REVENUE	08/06/02	5.800%	580,429	518,105	16,796.37	2039	10/04	MBC - BNY	S&J
LINCOLN PSD 02-A WATER RESERVE	08/06/02				38,459.87				
LINCOLN PSD 02-B WATER REVENUE	08/06/02	5.800%	121,522	108,473	3,519.48	2039	10/04	MBC - BBT	S&J
LINCOLN PSD 02-B WATER RESERVE	08/06/02				8,053.06				
LINCOLN PSD 03-A WATER RESERVE	07/03/03				33,073.22				
LINCOLN PSD 06-A WATER REVENUE	07/13/06	0.000%	550,242	461,611	2,459.84	2044	36/91	MBC - UNB	S&J
LINCOLN PSD 06-A WATER RESERVE	07/13/06				15,172.62				S&J
LINCOLN PSD 10-A WATER REVENUE	06/16/10	0.000%	#2,200,000	2,098,883	4,801.33	2050	36/91	MBC - UNB	S&J
LINCOLN PSD 10-A WATER RESERVE	06/16/10				57,220.00				
LINCOLN PSD 98 WATER DESIGN RESERVE	12/29/98				5,010.46				
LINCOLN PSD SERIES 75 (11/77) WATER RES	11/03/77				62,226.25				
LOGAN 08-A SEWER REVENUE	06/27/08	0.000% - +0.5%AF	4,446,053	4,039,871	10,606.96	2048	36/91	MBC - DEP	S&J
LOGAN 08-A SEWER RESERVE	06/27/08				116,099.62				
LOGAN 13-A SEWER REVENUE	04/11/13	0.000% - +0.5%AF	#400,000	119,639	0.00	2053	36/91	MBC - DEP	S&J
LOGAN 13-A SEWER RESERVE	04/11/13				20,649.27				
LOGAN 87-A SEWER REVENUE	09/25/87	8.380%	623,087	441,891	22,577.82	2026	10/04	MBC - BNY	JK

ACCOUNT NAME	ISSUE DATE	INTEREST RATE	ORIGINAL ISSUE	OUTSTANDING (06/30/13)	ACCT - BAL (06/30/13)	LAST DEBT	DEBT MONTH	PAYING AGENT	BOND I COUNSEL
LOGAN 87-A SEWER RESERVE	09/25/87				54,794.61				
LOGAN 87-B SEWER REVENUE	09/25/87	0.000%	152,833	56,309	3,016.51	2026	10/	MBC - BNY2	JK
LOGAN 87-B SEWER RESERVE	09/25/87				4,029.01				
LOGAN 93-A SEWER REVENUE	03/29/93	7.750%	2,284,839	1,831,230	69,493.04	2031	10/04	MBC - BNY	JK
LOGAN 93-A SEWER RESERVE	03/29/93				187,283.88				
LOGAN 93-B SEWER REVENUE	03/29/93	0.000%	76,161	37,104	1,465.19	2031	10/	MBC - BNY2	JK
LOGAN 93-B SEWER RESERVE	03/29/93				1,954.24				
LOGAN 95 SEWER REVENUE	08/31/95	6.750%	377,980	307,818	10,491.83	2033	10/04	MBC - BNY	JK
LOGAN 95 SEWER RESERVE	08/31/95				27,843.94				JK
LOGAN COUNTY PSD 02-A SEWER REVENUE	12/12/02	0.000% - +0.5%AF	5,328,940	4,136,940	27,633.68	2042	36/91	MBC - DEP	JK
LOGAN COUNTY PSD 02-A SEWER RESERVE	12/12/02				127,746.48				
LOGAN COUNTY PSD 02-B SEWER REVENUE	12/12/02	0.000%	2,190,000	1,689,019	4,770.59	2042	36/91	MBC - UNB	JK
LOGAN COUNTY PSD 02-B SEWER RESERVE	12/12/02				52,115.78				
LOGAN COUNTY PSD 02-C SEWER RESERVE	12/12/02				15,363.62				
LOGAN COUNTY PSD 08-A SEWER REVENUE	04/09/08	0.000%	4,500,000	4,035,472	9,677.06	2048	36/91	MBC - UNB	JK
LOGAN COUNTY PSD 08-A SEWER RESERVE	04/09/08				47,508.24				
LOGAN COUNTY PSD 13-A SEWER RESERVE	01/24/13				0.00				
LOGAN COUNTY PSD 01-A WATER REVENUE	09/06/01	5.800%	3,830,000	3,418,751	100,454.12	2039	10/04	MBC - BNY	JK
LOGAN COUNTY PSD 01-A WATER RESERVE	09/06/01				253,697.40				
LOGAN COUNTY PSD 01-B WATER REVENUE	09/06/01	0.000%	2,670,000	1,959,142	5,779.37	2041	36/91	MBC - UNB	JK
LOGAN COUNTY PSD 01-B WATER RESERVE	09/06/01				69,378.70				
LOGAN COUNTY PSD 02-A WATER RESERVE	01/24/02				75,605.10				
LOGAN COUNTY PSD 02-B WATER REVENUE	10/09/02	0.000%	1,100,000	830,322	2,545.35	2042	36/91	MBC - UNB	JK
LOGAN COUNTY PSD 02-B WATER RESERVE	10/09/02				28,886.01				
LOGAN COUNTY PSD 03-B WATER REVENUE	10/29/03	0.000%	3,600,000	2,847,059	8,028.11	2043	36/91	MBC - UNB	JK
LOGAN COUNTY PSD 03-B WATER RESERVE	10/29/03				78,700.75				
LOGAN COUNTY PSD 05-A WATER REVENUE	04/27/05	0.000%	923,245	766,354	2,417.09	2045	36/91	MBC - UNB	JK
LOGAN COUNTY PSD 05-A WATER RESERVE	04/27/05				16,101.01				
LOGAN COUNTY PSD 08-A WATER REVENUE	07/16/08	0.000%	1,700,000	1,545,454	3,679.00	2048	36/91	MBC - UNB	JK
LOGAN COUNTY PSD 08-A WATER RESERVE	07/16/08				15,823.37				
LOGAN COUNTY PSD 08-B WATER REVENUE	07/16/08	0.000%	1,900,000	1,716,120	4,085.57	2048	36/91	MBC - UNB	JK
LOGAN COUNTY PSD 08-B WATER RESERVE	07/16/08				18,803.00				

ACCOUNT NAME	ISSUE DATE	INTEREST RATE	ORIGINAL ISSUE	OUTSTANDING (06/30/13)	ACCT - BAL (06/30/13)	LAST DEBT	DEBT MONTH	PAYING AGENT	BOND I COUNSEL
LOGAN COUNTY PSD 10-A WATER REVENUE	03/16/10	0.000%	800,000	773,680	1,753.89	2050	36/91	MBC - UNB	JK
LOGAN COUNTY PSD 10-A WATER RESERVE	03/16/10				2,809.01				
LOGAN COUNTY PSD 12-A WATER RESERVE	12/13/12				0.00				
LOGAN COUNTY PSD 13-A WATER REVENUE	02/07/13	0.000%	#3,800,000	1,534,861	0.00	2052	36/91	MBC - UNB	JK
LOGAN COUNTY PSD 13-A WATER RESERVE	02/07/13				0.00				JK
LOGAN COUNTY PSD 96-B WATER REVENUE	07/31/96	3.000%	1,780,000	1,102,634	13,851.60	2036	36/91	MBC - UNB	JK
LOGAN COUNTY PSD 96-B WATER RESERVE	07/31/96				86,675.38				
LOGAN COUNTY PSD 97-A WATER REVENUE	02/12/97	3.000%	1,000,000	745,194	6,889.84	2037	36/91	MBC - UNB	JK
LOGAN COUNTY PSD 97-A WATER RESERVE	02/12/97				43,089.41				
LOGAN COUNTY PSD 97-B WATER REVENUE	03/25/97	2.000%	1,075,000	750,287	6,202.60	2037	36/91	MBC - UNB	JK
LOGAN COUNTY PSD 97-B WATER RESERVE	03/25/97				39,808.30				
LOGAN COUNTY PSD 98-A WATER REVENUE	06/10/98	1.000%	815,000	556,309	2,172.34	2038	36/91	MBC - UNB	JK
LOGAN COUNTY PSD 98-A WATER RESERVE	06/10/98				25,185.79				
LOGAN COUNTY PSD 99-A WATER REVENUE	04/21/99	0.000%	5,050,000	3,803,916	12,309.90	2039	36/91	MBC - UNB	JK
LOGAN COUNTY PSD 99-A WATER RESERVE	04/21/99				147,728.29				
LOGAN COUNTY PSD 99-C LOT 2 WATER REV	06/17/99	0.000%	615,000	351,426	4,880.88	2019	36/91	MBC - UNB	JK
LOGAN COUNTY PSD 99-C WATER REVENUE	06/17/99	0.000%	2,590,000	1,737,790	5,573.48	2039	36/91	MBC - UNB	JK
LOGAN COUNTY PSD 99-C WATER RESERVE	06/17/99				125,585.01				
LOGAN COUNTY PSD 99-D WATER REVENUE	12/14/99	5.800%	330,000	163,688	18,346.23	2019	10/04	MBC - BBT	JK
LOGAN COUNTY PSD 99-D WATER RESERVE	12/14/99				29,120.93				
LUBECK PSD 05-A SEWER REVENUE	09/27/05	0.000%	7,879,443	7,879,443	0.00	2039	36/91	MBC - UNB	JK
LUBECK PSD 05-A SEWER RESERVE	09/27/05				41,095.10				
LUBECK PSD 05-B SEWER REVENUE	09/27/05	0.000%	2,411,178	2,086,986	6,809.47	2039	36/91	MBC - UNB	JK
LUBECK PSD 05-B SEWER RESERVE	09/27/05				86,716.64				
LUBECK PSD 10 SEWER BAN	02/25/10	0.000%	4,141,559	4,141,159	66.25	2015	03/06	MBC - UNB	JK
LUBECK PSD 10-A SEWER REVENUE	02/25/10	0.000%	2,136,720	1,897,260	6,190.44	2039	36/91	MBC - UNB	JK
LUBECK PSD 10-A SEWER RESERVE	02/25/10				73,728.16				JK
LUBECK PSD 12-A SEWER REVENUE	06/22/12	0.000% - +0.5%AF	716,272	700,410	0.00	2052	36/91	MBC - DEP	JK
LUBECK PSD 12-A SEWER RESERVE	06/22/12				18,864.15				
LUBECK PSD 99-A SEWER REVENUE	03/09/99	0.000% - +1.0%AF	7,950,000	3,080,625	80,168.81	2021	36/91	MBC - DEP	JK
LUBECK PSD 99-A SEWER RESERVE	03/09/99				399,932.74				
LUBECK PSD 99-B SEWER REVENUE	03/09/99	0.000%	2,000,000	1,355,258	9,923.21	2039	36/91	MBC - UNB	JK

ACCOUNT NAME	ISSUE DATE	INTEREST RATE	ORIGINAL ISSUE	OUTSTANDING (06/30/13)	ACCT - BAL (06/30/13)	LAST DEBT	DEBT MONTH	PAYING AGENT	BOND I COUNSEL
LUBECK PSD 99-B SEWER RESERVE	03/09/99				61,734.00				
LUBECK PSD 05-A WATER REVENUE	06/17/05	3.000%	1,573,000	1,160,683	17,483.14	2026	36/91	MBC - UNB	JK
LUBECK PSD 05-A WATER RESERVE	06/17/05				69,965.58				
LUBECK PSD 05-B WATER RESERVE	06/17/05				71,378.59				
LUBECK PSD 05-C WATER RESERVE	06/17/05				16,288.63				
LUBECK PSD 10-A WATER RESERVE	05/14/10				17,030.48				
LUBECK PSD 11-A WATER RESERVE	02/11/11				2,248.57				
LUBECK PSD 11-B WATER REVENUE	11/30/11	3.000%	352,565	336,159	1,975.23	2032	36/91	MBC - UNB	JK
LUBECK PSD 11-B WATER RESERVE	11/30/11				3,135.91				JK
LUBECK PSD 90-A WATER REVENUE	04/02/90	7.850%	3,139,013	2,396,104	143,148.07	2029	10/04	MBC - BNY	BRD
LUBECK PSD 90-A WATER RESERVE	04/02/90				260,213.48				
LUBECK PSD 90-B WATER REVENUE	04/02/90	0.000%	146,487	63,853	5,595.81	2029	10/	MBC - BNY2	BRD
LUBECK PSD 90-B WATER RESERVE	04/02/90				6,437.69				
LUMBERPORT 11-A SEWER REVENUE	12/15/11	0.000%	1,755,150	1,652,908	5,657.33	2037	36/91	MBC - UNB	S&J
LUMBERPORT 11-A SEWER RESERVE	12/15/11				68,162.44				
LUMBERPORT 02-A WATER RESERVE	07/10/02				24,705.32				
MALDEN PSD 09-A SEWER REVENUE	08/26/09	0.000% - +.25%AF	2,639,983	2,403,733	8,195.21	2038	36/91	MBC - DEP	S&J
MALDEN PSD 09-A SEWER RESERVE	08/26/09				95,297.07				
MALDEN PSD 09-C SEWER RESERVE	08/26/09				113,554.21				
MALDEN PSD 78 SEWER REVENUE	12/21/78	6.000% - 7.200%	7,040,000	2,550,000	353,585.90	2018	10/04	MBC - BNY	JK
MALDEN PSD 78 SEWER RESERVE	12/21/78				541,127.36				
MANNINGTON PSD 10-A WATER RESERVE	05/25/10				3,452.69				
MARION COUNTY SCHOOLS 11 GO	03/02/11	2.000% - 4.000%	15,760,000	13,045,000	217,977.09	2021	05/11	MBC - DTC	S&J
MARLINTON 05-A WATER & SEWER REVENUE	10/19/05	0.000% - +0.5%AF	1,660,766	1,300,926	4,964.26	2036	36/91	MBC - DEP	S&J
MARLINTON 05-A WATER & SEWER RESERVE	10/19/05				47,728.39				
MARLINTON 08-A WATER & SEWER REVENUE	02/06/08	0.000%	2,187,000	1,978,050	4,643.03	2048	36/91	MBC - UNB	S&J
MARLINTON 08-A WATER & SEWER RESERVE	02/06/08	0.000%			21,364.54				
MARLINTON 97-A WATER & SEWER REVENUE	01/30/97	0.000%	239,495	142,200	500.91	2037	36/91	MBC - UNB	S&J
MARLINTON 97-A WATER & SEWER RESERVE	01/30/97				5,990.82				
MARLINTON 97-B WATER & SEWER REVENUE	08/18/97	0.000%	555,450	337,488	1,398.03	2037	36/91	MBC - UNB	S&J
MARLINTON 97-B WATER & SEWER RESERVE	08/18/97				14,064.45				
MARLINTON 98-A WATER & SEWER REVENUE	11/20/98	0.000% - +1.0%AF	705,400	393,826	2,780.60	2030	36/91	MBC - BPH	S&J

ACCOUNT NAME	ISSUE DATE	INTEREST RATE	ORIGINAL ISSUE	OUTSTANDING (06/30/13)	ACCT - BAL (06/30/13)	LAST DEBT	DEBT MONTH	PAYING AGENT	BOND I COUNSEL
MARLINTON 98-A WATER & SEWER RESERVE	11/20/98				23,521.23				
MARMET 09-A SEWER REVENUE	06/18/09	0.000% - +.25%AF	1,688,771	1,533,966	28,923.36	2040	36/91	MBC - DEP	S&J
MARMET 09-A SEWER RESERVE	06/18/09				18,320.15				
MARMET 90-A SEWER REVENUE	01/03/90	7.850%	664,013	493,786	30,953.22	2028	10/04	MBC - BNY	H&P
MARMET 90-A SEWER RESERVE	01/03/90				55,320.92				
MARMET 90-B SEWER REVENUE	01/03/90	0.000%	30,987	13,047	762.58	2028	10/	MBC - BNY2	H&P
MARMET 90-B SEWER RESERVE	01/03/90				1,473.53				
MARSHALL COUNTY SCHOOLS 07 GO	11/01/07	4.000% - 5.000%	27,900,000	18,670,000	310,561.70	2022	05/11	MBC - DTC	BRM
MARSHALL COUNTY SCHOOLS 07 GO SUR COL	11/01/07				1,703,020.39				
MARSHALL CTY PSD #3 12-A WATER REVENUE	11/08/12	1.000%	#3,550,022	1,862,154	0.00	2052	36/91	MBC - UNB	S&J
MARSHALL CTY PSD #3 12-A WATER RESERVE	11/08/12				0.00				
MARSHALL CTY PSD #4 07-A WATER RESERVE	09/26/07				51,214.29				
MARSHALL CTY PSD #4 07-B WATER REVENUE	09/26/07	0.000% - +1.%AF	#1,225,000	1,061,656	7,880.19	2039	36/91	MBC - BPH	S&J
MARSHALL CTY PSD #4 07-B WATER RESERVE	09/26/07				17,036.33				
MARSHALL CTY PSD #4 82 WATER DEP	02/11/71				7,967.54				
MARSHALL CTY PSD #4 82 WATER RES	02/11/71				69,240.06				
MARSHALL CTY PSD #4 89 WATER RES	07/23/90				21,923.71				
MARSHALL CTY PSD #4 96-A WATER RES	07/25/96				8,389.38				
MARSHALL CTY PSD #4 96-B WATER RES	07/25/96				22,767.73				
MARSHALL CTY SEWERAGE DISTRICT 07-A REV	11/02/07	0.000%	643,800	576,472	2,807.50	2047	36/91	MBC - UNB	S&J
MARSHALL CTY SEWERAGE DISTRICT 07-A RES	11/02/07				7,026.34				
MARSHALL CTY SEWERAGE DISTRICT 07-B REV	11/02/07	0.000%	200,000	200,000	0.00	2038	36/91	MBC - UNB	S&J
MARSHALL CTY SEWERAGE DISTRICT 07-B RES	11/02/07				0.00				
MARSHALL CTY SEWERAGE DISTRICT 87-A REV	03/18/87	8.380%	89,940	63,784	4,591.76	2026	10/04	MBC - BNY	S&J
MARSHALL CTY SEWERAGE DISTRICT 87-A RES	03/18/87				7,927.78				
MARSHALL CTY SEWERAGE DISTRICT 87-B REV	03/18/87	0.000%	22,060	8,127	1,254.29	2026	10/	MBC - BNY2	S&J
MARSHALL CTY SEWERAGE DISTRICT 87-B RES	03/18/87				1,099.69				
MARSHALL CTY SEWERAGE DISTRICT 90-A REV	11/26/90	8.100%	267,737	207,249	12,511.36	2029	10/04	MBC - BNY	S&J
MARSHALL CTY SEWERAGE DISTRICT 90-A RES	11/26/90				22,928.89				
MARSHALL CTY SEWERAGE DISTRICT 90-B REV	11/26/90	0.000%	12,091	5,409	622.26	2029	10/	MBC - BNY2	S&J
MARSHALL CTY SEWERAGE DISTRICT 90-B RES	11/26/90				413.56				
MARTINSBURG 00-A WATER & SEWER REVENUE	09/27/00	2.000% - +1.0%AF	7,564,000	3,682,479	101,504.69	2022	36/91	MBC - BPH	BRM

ACCOUNT NAME	ISSUE DATE	INTEREST RATE	ORIGINAL ISSUE	OUTSTANDING (06/30/13)	ACCT - BAL (06/30/13)	LAST DEBT	DEBT MONTH	PAYING AGENT	BOND I COUNSEL
MARTINSBURG 00-A WATER & SEWER RESERVE	09/27/00				459,980.42				
MARTINSBURG 00-B WATER & SEWER REVENUE	09/27/00	3.000%	3,000,000	1,534,272	40,487.96	2022	36/91	MBC - UNB	BRM
MARTINSBURG 00-B WATER & SEWER RESERVE	09/27/00				200,096.72				
MARTINSBURG 00-C WATER & SEWER REVENUE	09/27/00	5.800%	1,976,352	1,737,865	65,044.69	2039	10/04	MBC - BNY	BRM
MARTINSBURG 00-C WATER & SEWER RESERVE	09/27/00				129,007.06				
MARTINSBURG 11-A WATER & SEWER REVENUE	12/28/11	2.000% - 3.875%	8,830,000	8,590,000	390,379.97	2031	09/03	MBC - DTC	BRM
MARTINSBURG 11-A WATER & SEWER RESERVE	12/28/11				620,467.69				
MARTINSBURG 12-A WATER & SEWER REVENUE	10/23/12	3.000%	1,315,000	1,315,000	20,175.75	2032	14/71	MBC - BBT	BRM
MARTINSBURG 12-A WATER & SEWER RESERVE	10/23/12				0.00				
MASON 01-A WATER & SEWER REVENUE	05/10/01	2.000% - +1.0%AF	650,000	308,152	6,217.52	2021	36/91	MBC - BPH	S&J
MASON 01-A WATER & SEWER RESERVE	05/10/01				39,527.77				
MASON 07-A WATER & SEWER REVENUE	06/14/07	0.000%	1,719,000	1,518,066	3,751.77	2047	36/91	MBC - UNB	S&J
MASON 07-A WATER & SEWER RESERVE	06/14/07				46,851.05				
MASON 09-A WATER & SEWER REVENUE	09/02/09	0.000%	107,900	98,009	586.58	2040	36/91	MBC - DEP	S&J
MASON 09-A WATER & SEWER RESERVE	09/02/09				3,603.75				
MASON 64 & 66 WATER & SEWER REV ESCROW	04/01/64				116.27				
MASON 96-A WATER & SEWER REVENUE	12/17/96	2.000% - +1.0%AF	130,000	32,121	1,630.77	2017	36/91	MBC - DEP	S&J
MASON 96-A WATER & SEWER RESERVE	12/17/96				7,950.98				
MASON 98-A WATER & SEWER REVENUE	06/04/98	0.000%	1,602,000	1,016,654	8,861.06	2038	36/91	MBC - UNB	S&J
MASON 98-A WATER & SEWER RESERVE	06/04/98				41,414.93				
MASON COUNTY PSD 08-A SEWER REVENUE	10/28/08	0.000%	#500,000	451,910	1,070.14	2048	36/91	MBC - UNB	JK
MASON COUNTY PSD 08-A SEWER RESERVE	10/28/08				4,923.38				
MASON COUNTY PSD 12-A SEWER REVENUE	11/01/12	0.000% - +0.5%AF	#4,600,000	1,694,215	0.00	2052	36/91	MBC - DEP	JK
MASON COUNTY PSD 12-A SEWER RESERVE	11/01/12				0.00				
MASON COUNTY PSD 00-A WATER REVENUE	06/28/00	2.000% - +1.0%AF	960,000	417,991	11,207.02	2021	36/91	MBC - BPH	JK
MASON COUNTY PSD 00-A WATER RESERVE	06/28/00				58,380.20				
MASON COUNTY PSD 01-A WATER RESERVE	03/16/01				20,720.58				
MASON COUNTY PSD 04-A WATER REVENUE	06/08/04	2.000% - +1.0%AF	602,000	382,350	7,175.56	2025	36/91	MBC - BPH	JK
MASON COUNTY PSD 04-A WATER RESERVE	06/08/04				36,886.26				
MASON COUNTY PSD 05-A WATER RESERVE	06/24/05				105,059.04				
MASON COUNTY PSD 05-B WATER RESERVE	06/24/05				7,764.82				
MASON COUNTY PSD 10-A WATER RESERVE	05/24/10				18,949.44				

ACCOUNT NAME	ISSUE DATE	INTEREST RATE	ORIGINAL ISSUE	OUTSTANDING (06/30/13)	ACCT - BAL (06/30/13)	LAST DEBT	DEBT MONTH	PAYING AGENT	BOND I COUNSEL
MASON COUNTY PSD 10-B WATER RESERVE	06/04/10				32,058.52				
MASON COUNTY PSD 97-B WATER REVENUE	09/25/97	3.000%	818,000	610,687	6,273.61	2037	36/91	MBC - UNB	JK
MASON COUNTY PSD 97-B WATER RESERVE	09/25/97				35,548.62				
MASON COUNTY SCHOOLS 04 GO	06/01/04	3.00% - 5.000%	12,000,000	3,510,000	139,499.71	2016	06/12	MBC - DTC	BRM
MASON COUNTY SCHOOLS 04 SUR COL	06/01/04				1,077,249.85				
MASONTOWN 01-A SEWER RESERVE	08/22/01				26,121.03				
MASONTOWN 01-B SEWER REVENUE	08/22/01	0.000%	1,500,000	1,105,240	13,031.96	2041	36/91	MBC - UNB	S&J
MASONTOWN 01-B SEWER RESERVE	08/22/01				39,502.41				
MASONTOWN 07-A SEWER RESERVE	04/20/07				5,929.14				
MASONTOWN 12-A SEWER REVENUE	03/27/12	3.000%	#528,000	252,950	15,237.76	2032	36/91	MBC - BBT	S&J
MASONTOWN 12-A SEWER RESERVE	03/27/12				0.00				
MASONTOWN 07-A WATER REVENUE	03/12/07	0.500%	815,500	718,934	1,930.11	2047	36/91	MBC - UNB	S&J
MASONTOWN 07-A WATER RESERVE	03/12/07				13,934.99				
MASONTOWN 07-B WATER REVENUE	03/12/07	0.000% - +1.0%AF	635,500	529,580	2,032.99	2038	36/91	MBC - BPH	S&J
MASONTOWN 07-B WATER RESERVE	03/12/07				12,726.78				
MASONTOWN 11-A WATER REVENUE	12/22/11	0.000%	#760,987	682,127	1,647.33	2051	36/91	MBC - UNB	S&J
MASONTOWN 11-A WATER RESERVE	12/22/11				19,771.56				
MCDOWELL COUNTY PSD 01-A WATER RESERVE	02/23/01				8,001.80				
MCDOWELL COUNTY PSD 06-A WATER RESERVE	07/27/06				11,927.40				S&J
MCDOWELL COUNTY PSD 06-B WATER REF REV	07/27/06	0.000%	300,000	257,136	648.75	2046	36/91	MBC - UNB	S&J
MCDOWELL COUNTY PSD 06-B WATER REF RES	07/27/06				7,792.00				S&J
MCDOWELL COUNTY PSD 07-A WATER RESERVE	09/19/07				5,340.37				S&J
MCDOWELL COUNTY PSD 08-A WATER RESERVE	11/10/08				4,393.28				
MCDOWELL COUNTY PSD 09-A WATER RESERVE	08/13/09				1,821.86				
MCDOWELL COUNTY PSD 11-A WATER RESERVE	03/24/11				370.00				S&J
MCDOWELL COUNTY PSD 11-B WATER RESERVE	06/23/11				212.40				S&J
MCDOWELL COUNTY PSD 11-C WATER RESERVE	11/17/11				0.00				S&J
MCDOWELL COUNTY PSD 93 WATER RESERVE	06/23/93				48,208.86				
MCDOWELL COUNTY PSD 95 WATER RESERVE	09/26/95				27,542.25				
MCDOWELL COUNTY PSD 97-A WATER RESERVE	10/15/97				30,302.89				
MCDOWELL COUNTY PSD 99-A WATER RESERVE	06/21/99				12,632.45				
MCDOWELL COUNTY PSD 99-B WATER RESERVE	08/11/99				29,969.13				

ACCOUNT NAME	ISSUE DATE	INTEREST RATE	ORIGINAL ISSUE	OUTSTANDING (06/30/13)	ACCT - BAL (06/30/13)	LAST DEBT	DEBT MONTH	PAYING AGENT	BOND I COUNSEL
MCDOWELL COUNTY PSD 99-C WATER RESERVE	08/11/99				6,913.01				
MCMECHEN 86 SEWER REVENUE	10/20/86	9.750%	731,000	545,474	40,318.15	2026	10/04	MBC - BNY	S&J
MCMECHEN 86 SEWER RESERVE	10/20/86				73,083.92				
MIDDLEBOURNE 99-B SEWER REVENUE	08/27/99	2.000% - +1.0%AF	375,000	153,490	4,433.29	2020	36/91	MBC - DEP	G&G
MIDDLEBOURNE 99-B SEWER RESERVE	08/27/99				22,844.21				
MIDLAND PSD 86-B SEWER REVENUE	09/29/86	8.380%	263,096	185,878	13,328.80	2026	10/04	MBC - BNY	S&J
MIDLAND PSD 86-B SEWER RESERVE	09/29/86				23,062.10				
MIDLAND PSD 86-C SEWER REVENUE	09/29/86	0.000%	260,975	93,683	6,181.71	2026	10/	MBC - BNY2	S&J
MIDLAND PSD 86-C SEWER RESERVE	09/29/86				6,762.04				
MILTON 04-A SEWER REF REVENUE	12/29/04	0.000% - +0.5%AF	#6,351,371	5,230,541	31,521.92	2044	36/91	MBC - DEP	JK
MILTON 04-A SEWER REF RESERVE	12/29/04				116,829.41				
MILTON 04-B SEWER REF REVENUE	12/29/04	0.000%	1,571,903	1,294,508	7,143.80	2044	36/91	MBC - UNB	JK
MILTON 04-B SEWER REF RESERVE	12/29/04				41,151.17				
MILTON 07-A WATER REF RESERVE	06/08/07				68,513.51				
MILTON 08-A WATER REVENUE	07/30/08	0.000%	#2,893,000	2,497,187	6,204.90	2048	36/91	MBC - UNB	S&J
MILTON 08-A WATER RESERVE	07/30/08				75,143.05				
MINERAL WELLS PSD 03-A SEWER REVENUE	10/30/03	2.000% - +1.0%AF	415,000	258,590	5,012.52	2024	36/91	MBC - DEP	BRM
MINERAL WELLS PSD 03-A SEWER RESERVE	10/30/03				25,246.05				
MINERAL WELLS PSD 10 SEWER REF REVENUE	01/07/10	4.700%	1,041,700	882,116	15,808.33	2025	99/99	MBC-BBT:BH	BRM
MINERAL WELLS PSD 10 SEWER REF RESERVE	01/07/10				94,434.91				
MINERAL WELLS PSD 12-A SEWER RESERVE	04/13/12				0.00				
MINERAL WELLS PSD 85-B SEWER REVENUE	12/02/85	0.000%	589,625	201,714	16,294.47	2025	10/	MBC - BNY2	BRD
MINERAL WELLS PSD 85-B SEWER RESERVE	12/02/85				15,592.81				
MINERAL WELLS PSD 95 SEWER REVENUE	04/06/95	3.000%	1,023,800	179,534	12,434.50	2016	36/91	MBC - DEP	BRM
MINERAL WELLS PSD 95 SEWER RESERVE	04/06/95				68,339.91				
MINERAL WELLS PSD 04-A WATER REVENUE	06/17/04	0.000%	3,750,000	3,019,481	9,241.04	2024	36/91	MBC - UNB	BRM
MINERAL WELLS PSD 04-A WATER RESERVE	06/17/04				79,663.73				
MINERAL WELLS PSD 04-B WATER RESERVE	06/17/04				16,978.79				
MINERAL WELLS PSD 09-A WATER RESERVE	10/22/09				6,142.58				
MINERAL WELLS PSD 13 WATER RESERVE	06/21/13				0.00				
MINGO COUNTY PSD 05-A SEWER REVENUE	11/09/05	0.000%	2,552,180	2,137,865	11,011.39	2045	36/91	MBC - UNB	S&J
MINGO COUNTY PSD 05-A SEWER RESERVE	11/09/05				42,012.80				S&J

ACCOUNT NAME	ISSUE DATE	INTEREST RATE	ORIGINAL ISSUE	OUTSTANDING (06/30/13)	ACCT - BAL (06/30/13)	LAST DEBT	DEBT MONTH	PAYING AGENT	BOND I COUNSEL
MINGO COUNTY PSD 00-A WATER RESERVE	08/28/00				48,986.20				
MINGO COUNTY PSD 00-B WATER RESERVE	08/28/00				44,527.05				
MINGO COUNTY PSD 00-C WATER REVENUE	08/28/00	5.800%	2,853,436	2,527,401	122,235.16	2039	10/04	MBC - BNY	S&J
MINGO COUNTY PSD 00-C WATER RESERVE	08/28/00				155,712.17				
MINGO COUNTY PSD 00-D WATER REVENUE	08/28/00	5.800%	715,000	633,305	30,559.61	2039	10/04	MBC - BBT	S&J
MINGO COUNTY PSD 00-D WATER RESERVE	08/28/00				39,089.09				
MINGO COUNTY PSD 00-E WATER REVENUE	08/28/00	0.000%	8,916,818	6,377,582	88,656.65	2040	36/91	MBC - UNB	S&J
MINGO COUNTY PSD 00-E WATER RESERVE	08/28/00				196,214.29				
MINGO COUNTY PSD 01-A WATER REVENUE	03/09/01	0.000%	837,540	590,566	8,198.48	2040	36/91	MBC - UNB	S&J
MINGO COUNTY PSD 01-A WATER RESERVE	03/09/01				24,435.12				
MINGO COUNTY PSD 10-A WATER RESERVE	01/12/10				8,717.71				
MINGO COUNTY PSD 11-A WATER RESERVE	02/10/11				3,464.32				
MINGO COUNTY PSD 11-B WATER RESERVE	02/10/11				452.03				
MINGO COUNTY PSD 12-A WATER RESERVE	01/17/12				0.00				
MINGO COUNTY PSD 12-B WATER RESERVE	06/18/12				0.00				
MONONGAH 98-A SEWER REVENUE	10/29/98	0.000%	1,982,400	1,300,145	9,986.93	2038	36/91	MBC - UNB	S&J
MONONGAH 98-A SEWER RESERVE	10/29/98				52,499.58				
MONONGAH 10-A WATER RESERVE	04/15/10				26,447.88				
MONONGAH 10-B WATER RESERVE	04/15/10				1,896.49				
MONONGALIA COUNTY SCHOOLS 04 GO ESCROW	05/01/04	4.000% - 6.000%	50,000,000	41,470,000	44,583,715.75	2033	05/11	MBC - DTC	I S&J
MONONGALIA COUNTY SCHOOLS 04 GO SUR COL	05/01/04				0.00				
MONONGALIA COUNTY SCHOOLS 12 REF GO	07/10/12	1.750% - 5.000%	42,615,000	40,920,000	705,501.41	2033	05/11	MBC - DTC	BRM
MONONGALIA COUNTY SCHOOLS 12 REF GO SUR	07/10/12				319,546.57				
MONROE COUNTY SCHOOLS 99 GO	07/01/99	4.625% - 4.800%	2,100,000	195,000	36,531.39	2014	06/12	MBC - DTC	BRM
MONROE COUNTY SCHOOLS 99 SUR COL	07/01/99				254,685.97				
MONTGOMERY 09 SEWER RESERVE	09/10/09				3,068.84				
MONTGOMERY 87-A SEWER REVENUE	10/27/87	8.380%	1,164,146	825,605	58,762.09	2026	10/04	MBC - BNY	H&P
MONTGOMERY 87-A SEWER RESERVE	10/27/87				102,425.13				
MONTGOMERY 87-B SEWER REVENUE	10/27/87	0.000%	285,539	105,199	21,271.00	2026	10/	MBC - BNY2	H&P
MONTGOMERY 87-B SEWER RESERVE	10/27/87				9,214.65				
MONTGOMERY 93-A SEWER REVENUE	01/19/93	7.750%	648,387	519,663	28,306.79	2031	10/04	MBC - BNY	H&P
MONTGOMERY 93-A SEWER RESERVE	01/19/93				53,173.83				

ACCOUNT NAME	ISSUE DATE	INTEREST RATE	ORIGINAL ISSUE	OUTSTANDING (06/30/13)	ACCT - BAL (06/30/13)	LAST DEBT	DEBT MONTH	PAYING AGENT	BOND I COUNSEL
MONTGOMERY 93-B SEWER REVENUE	01/19/93	0.000%	21,613	10,529	730.51	2031	10/	MBC - BNY2	H&P
MONTGOMERY 93-B SEWER RESERVE	01/19/93				680.30				
MONTGOMERY 96-A SEWER REVENUE	05/02/96	2.000% - +1.0%AF	175,000	33,058	2,870.64	2016	36/91	MBC - DEP	H&P
MONTGOMERY 96-A SEWER RESERVE	05/02/96				10,543.97				
MONUMENTAL PSD 06-A WATER RESERVE	02/24/06				25,863.13				S&J
MOOREFIELD 09-A SEWER REVENUE	03/03/09	0.000%	511,051	453,316	2,561.04	2042	36/91	MBC - UNB	JK
MOOREFIELD 09-A SEWER RESERVE	03/03/09				15,415.91				
MOOREFIELD 87-A SEWER REVENUE	11/20/87	8.380%	156,720	111,144	5,792.12	2026	10/04	MBC - BNY	JK
MOOREFIELD 87-A SEWER RESERVE	11/20/87				13,804.07				
MOOREFIELD 87-B SEWER REVENUE	11/20/87	0.000%	38,440	14,162	4,070.82	2026	10/	MBC - BNY2	JK
MOOREFIELD 87-B SEWER RESERVE	11/20/87				2,265.94				
MOOREFIELD 99-A SEWER REVENUE	03/17/99	0.000% - +1.0%AF	1,400,000	507,500	12,823.26	2020	36/91	MBC - DEP	S&J
MOOREFIELD 99-A SEWER RESERVE	03/17/99				70,888.82				
MOOREFIELD 07-A WATER REVENUE	03/01/07	4.100% - 5.000%	3,155,000	2,925,000	63,918.76	2042	03/09	MBC - DTC	S&J
MOOREFIELD 07-A WATER RESERVE	03/01/07				194,366.07				
MOOREFIELD 87-A WATER REVENUE	11/20/87	8.380%	443,275	314,370	16,322.86	2026	10/04	MBC - BNY	JK
MOOREFIELD 87-A WATER RESERVE	11/20/87				39,002.51				
MOOREFIELD 87-B WATER REVENUE	11/20/87	0.000%	108,725	40,057	4,905.41	2026	10/	MBC - BNY2	JK
MOOREFIELD 87-B WATER RESERVE	11/20/87				2,873.70				
MOOREFIELD 92-A WATER REVENUE	05/28/92	7.750%	1,451,613	1,163,423	44,721.53	2031	10/04	MBC - BNY	S&J
MOOREFIELD 92-A WATER RESERVE	05/28/92				119,043.88				
MOOREFIELD 92-B WATER REVENUE	05/28/92	0.000%	48,387	23,573	1,639.81	2031	10/	MBC - BNY2	S&J
MOOREFIELD 92-B WATER RESERVE	05/28/92				1,246.07				
MOOREFIELD/HARDY CTY 12-A SEWER REVENUE	03/26/12	0.000% - +0.5%AF	#16,500,000	15,832,251	0.00	2052	36/91	MBC - DEP	S&J
MOOREFIELD/HARDY CTY 12-A SEWER RESERVE	03/26/12				0.00				
MORGANTOWN 12 PARKING REF REVENUE	12/20/12	2.500%	3,534,000	3,353,262	36,221.55	2021	06/12	MBC-UB:BH	S&J
MORGANTOWN 00-A WATER & SEWER REVENUE	02/29/00	0.000% - +0.5%AF	7,842,000	4,123,095	28,803.40	2026	36/91	MBC - DEP	S&J
MORGANTOWN 00-A WATER & SEWER RESERVE	02/29/00		SURETY BD		0.00				
MORGANTOWN 00-B WATER & SEWER REVENUE	02/29/00	0.000%	2,488,000	1,735,026	5,965.50	2039	36/91	MBC - UNB	S&J
MORGANTOWN 00-B WATER & SEWER RESERVE	02/29/00		SURETY BD		0.00				
MORGANTOWN 01-A WATER & SEWER REVENUE	02/08/01	3.000%	3,812,470	814,530	51,649.34	2015	36/91	MBC - UNB	S&J
MORGANTOWN 01-A WATER & SEWER RESERVE	02/08/01		SURETY BD		1.91				

ACCOUNT NAME	ISSUE DATE	INTEREST RATE	ORIGINAL ISSUE	OUTSTANDING (06/30/13)	ACCT - BAL (06/30/13)	LAST DEBT	DEBT MONTH	PAYING AGENT	BOND I COUNSEL
MORGANTOWN 06-A WATER & SEWER REVENUE	06/30/06	2.000% - +1.0%AF	6,410,191	5,038,890	37,208.16	2028	36/91	MBC - DEP	S&J
MORGANTOWN 06-A WATER & SEWER RESERVE	06/30/06		SURETY BD		0.00				
MORGANTOWN 07-A WATER & SEWER REVENUE	08/14/07	2.000% - +1.0%AF	8,500,000	7,271,102	48,309.97	2029	36/91	MBC - DEP	S&J
MORGANTOWN 07-A WATER & SEWER RESERVE	08/14/07		SURETY BD		0.00				
MORGANTOWN 10-A WATER & SEWER REVENUE	01/28/10	5.000% - 6.375%	37,950,000	37,950,000	191,692.47	2040	06/12	MBC - DTC	S&J
MORGANTOWN 10-A WATER & SEWER RESERVE	01/28/10		SURETY BD		0.00				
MORGANTOWN 10-C WATER & SEWER REVENUE	01/28/10	2.000% - +1.0%AF	15,380,227	14,907,372	175,620.49	2032	36/91	MBC - DEP	S&J
MORGANTOWN 10-C WATER & SEWER RESERVE	01/28/10				935,301.13				
MORGANTOWN 10-D WATER & SEWER REVENUE	01/28/10	2.000%	#9,317,286	8,610,829	104,657.32	2032	36/91	MBC - BPH	S&J
MORGANTOWN 10-D WATER & SEWER RESERVE	01/28/10				566,603.40				
MORGANTOWN 10-E WATER & SEWER REVENUE	01/28/10	2.000%	100,000	96,925	1,017.55	2032	36/91	MBC - BPH	S&J
MORGANTOWN 10-E WATER & SEWER RESERVE	01/28/10				6,087.02				
MORGANTOWN 10-F WATER & SEWER REVENUE	01/28/10	1.500% - 3.200%	7,250,000	6,275,000	591,787.45	2018	06/12	MBC - DTC	S&J
MORGANTOWN 10-F WATER & SEWER RESERVE	01/28/10		SURETY BD		0.00				
MORGANTOWN 12-A WATER & SEWER REVENUE	08/24/12	0.500% - +0.5%AF	#570,000	553,651	0.00	2044	36/91	MBC - BPH	S&J
MORGANTOWN 12-A WATER & SEWER RESERVE	08/24/12				0.00				
MORGANTOWN 12-C WATER & SEWER REVENUE	10/05/12	1.500% - 4.000%	2,330,000	2,330,000	87,652.40	2032	10/04	MBC - DTC	S&J
MORGANTOWN 12-C WATER & SEWER RESERVE	10/05/12				166,078.43				
MORGANTOWN 95 WATER & SEWER REVENUE	04/27/95	2.000% - +1.0%AF	1,601,477	236,816	21,729.90	2015	36/91	MBC - DEP	S&J
MORGANTOWN 95 WATER & SEWER RESERVE	04/27/95		SURETY BD		0.00				
MOUNDSVILLE 11-A SEWER REVENUE	06/09/11	2.000% - +1.0%AF	#3,678,601	3,229,242	22,364.39	2033	36/91	MBC - DEP	S&J
MOUNDSVILLE 11-A SEWER RESERVE	06/09/11				7,454.42				
MOUNDSVILLE 87-A SEWER REVENUE	11/18/87	8.380%	1,846,978	1,309,868	79,613.90	2026	10/04	MBC - BNY	S&J
MOUNDSVILLE 87-A SEWER RESERVE	11/18/87				162,502.72				
MOUNDSVILLE 87-B SEWER REVENUE	11/18/87	0.000%	453,022	166,903	11,479.07	2026	10/	MBC - BNY2	S&J
MOUNDSVILLE 87-B SEWER RESERVE	11/18/87				11,925.02				
MOUNDSVILLE 05-B WATER REVENUE	12/21/05	5.200%	9,745,000	8,848,169	326,510.88	2035	10/04	MBC - BNY	S&J
MOUNDSVILLE 05-A WATER RESERVE	12/21/05				145,475.58				
MOUNDSVILLE 05-B WATER RESERVE	12/21/05				373,268.19				
MOUNTAIN TOP PSD 09-A WATER REF REVENUE	01/23/09	3.860%	270,000	127,670	3,329.93	2016	99/99	MBC - BBT:BH	S&J
MOUNTAIN TOP PSD 09-A WATER REF RESERVE	01/23/09				39,955.73				
MOUNTAIN TOP PSD 09-B WATER REVENUE	01/23/09	0.000%	2,673,000	2,482,062	5,787.72	2049	36/91	MBC - UNB	S&J

ACCOUNT NAME	ISSUE DATE	INTEREST RATE	ORIGINAL ISSUE	OUTSTANDING (06/30/13)	ACCT - BAL (06/30/13)	LAST DEBT	DEBT MONTH	PAYING AGENT	BOND I COUNSEL
MOUNTAIN TOP PSD 09-B WATER RESERVE	01/23/09				19,690.34				
MT HOPE 02-A WATER & SEWER REVENUE	12/01/02	4.000% - 5.700%	1,285,000	570,000	57,530.70	2031	03/09	MBC - DTC	JK
MT HOPE 02-A WATER & SEWER RESERVE	12/01/02				120,302.06				
MT HOPE 07-A WATER & SEWER REVENUE	11/28/07	0.000% - +.5%AF	646,600	554,987	27,189.33	3039	36/91	MBC - DEP	JK
MT HOPE 07-A WATER & SEWER RESERVE	11/28/07				11,723.43				
MT HOPE 99-A WATER & SEWER REVENUE	05/20/99	0.000% - +1.0%AF	1,490,000	540,125	15,999.15	2020	36/91	MBC - DEP	JK
MT HOPE 99-A WATER & SEWER RESERVE	05/20/99				84,656.60				
MT ZION PSD 10-A WATER RESERVE	04/26/10				495.48				
MT ZION PSD 10-B WATER RESERVE	04/26/10				43.00				
MT ZION PSD 84 WATER RESERVE	02/02/84				9,493.20				
MT ZION PSD 98 WATER RESERVE	05/20/98				2,209.90				
MULLENS 98-B SEWER REVENUE	12/17/98	0.000%	2,586,300	2,586,300	12,166.26	2030	36/91	MBC - UNB	JK
MULLENS 98-B SEWER RESERVE	12/17/98				0.00				
NETTIE LEIVASY PSD 00 WATER REVENUE	08/29/00	5.800%	386,000	339,422	10,350.78	2039	10/04	MBC - BNY	S&J
NETTIE LEIVASY PSD 00 WATER RESERVE	08/29/00				25,184.82				
NETTIE LEIVASY PSD 11-A WATER REVENUE	03/02/11	0.000%	#2,000,000	1,525,399	4,328.92	2051	36/91	MBC - UNB	S&J
NETTIE LEIVASY PSD 11-A WATER RESERVE	03/02/11				4,330.26				
NETTIE LEIVASY PSD 11-B WATER REVENUE	03/02/11	0.000% - +1.0%AF	3,073,000	2,996,173	9,899.31	2042	36/91	MBC - BPH	S&J
NETTIE LEIVASY PSD 11-B WATER RESERVE	03/02/11				8,538.78				
NETTIE LEIVASY PSD 11-C WATER REVENUE	09/29/11	0.000%	#1,000,000	922,114	2,178.67	2051	36/91	MBC - UNB	S&J
NETTIE LEIVASY PSD 11-C WATER RESERVE	09/29/11				26,150.11				
NETTIE LEIVASY PSD 76 WATER RESERVE	05/13/76				16,451.96				
NEW CREEK PSD 87-A SEWER REVENUE	08/17/87	8.380%	200,757	142,376	10,141.06	2026	10/04	MBC - BNY	S&J
NEW CREEK PSD 87-A SEWER RESERVE	08/17/87				17,675.86				
NEW CREEK PSD 87-B SEWER REVENUE	08/17/87	0.000%	49,243	18,143	3,041.93	2026	10/	MBC - BNY2	S&J
NEW CREEK PSD 87-B SEWER RESERVE	08/17/87				2,222.53				
NEW CREEK WATER 04-B WATER REVENUE	11/18/04	0.000%	1,095,000	894,608	4,900.99	2044	36/91	MBC - UNB	S&J
NEW CREEK WATER 04-B WATER RESERVE	11/18/04				20,925.58				
NEW CREEK WATER 04-C WATER REVENUE	11/18/04	3.000%	286,000	204,641	3,264.99	2026	36/91	MBC - UNB	S&J
NEW CREEK WATER 04-C WATER RESERVE	11/18/04				13,938.10				
NEW CUMBERLAND 04-A WATER & SEWER REV	06/18/04	0.000%	238,600	188,448	1,126.35	2044	36/91	MBC - UNB	S&J
NEW CUMBERLAND 04-A WATER & SEWER RES	06/18/04				6,087.66				

ACCOUNT NAME	ISSUE DATE	INTEREST RATE	ORIGINAL ISSUE	OUTSTANDING (06/30/13)	ACCT - BAL (06/30/13)	LAST DEBT	DEBT MONTH	PAYING AGENT	BOND I COUNSEL
NEW CUMBERLAND 09-A WATER & SEWER REV	12/15/09	5.000%	764,000	695,317	34,466.73	2029	10/04	MBC - BBT	S&J
NEW CUMBERLAND 09-A WATER & SEWER RES	12/15/09				21,618.75	2029			
NEW CUMBERLAND 94-A WATER & SEWER REV	10/27/94	6.750%	647,121	527,002	24,808.58	2033	10/04	MBC - BNY	S&J
NEW CUMBERLAND 94-A WATER & SEWER RES	10/27/94				47,722.23				
NEW CUMBERLAND 94-B WATER & SEWER REV	10/27/94	0.000%	498,666	68,563	4,729.42	2016	36/91	MBC - DEP	S&J
NEW CUMBERLAND 94-B WATER & SEWER RES	10/27/94				27,372.29				
NEW HAVEN 10-A SEWER REF REVENUE	11/09/10	3.690%	370,000	268,156	4,264.00	2019	99/99	MBC-BBT:BH	S&J
NEW HAVEN 10-A SEWER REF RESERVE	11/09/10				19,723.16				
NEW HAVEN 10-B SEWER REF REVENUE	12/16/10	0.000%	3,277,500	3,140,935	9,792.33	2042	36/91	MBC - DEP	S&J
NEW HAVEN 10-B SEWER REF RESERVE	12/16/10				15,359.33				S&J
NEW HAVEN 82-B SEWER SUB REVENUE	10/27/82	0.000%	89,500	16,932	2,447.87	2019	10/	MBC - BNY2	JK
NEW HAVEN PSD 00-A WATER REVENUE	03/02/00	0.000% - +1.0%AF	1,241,000	734,242	4,496.36	2031	36/91	MBC - BPH	S&J
NEW HAVEN PSD 00-A WATER RESERVE	03/02/00		LTR/CREDIT		0.00				
NEW HAVEN PSD 00-B WATER REVENUE	03/02/00	0.000%	9,004,675	6,176,254	21,431.15	2040	36/91	MBC - UNB	S&J
NEW HAVEN PSD 00-B WATER RESERVE	03/02/00		LTR/CREDIT		0.00				
NEW HAVEN PSD 00-C WATER REVENUE	09/21/00	AF+4.5%- 5.875%	1,605,000	1,400,000	25,276.21	2040	06/12	MBC - BNY	S&J
NEW HAVEN PSD 00-C WATER RESERVE	09/21/00		LTR/CREDIT		0.00				
NEW HAVEN PSD 00-D WATER REVENUE	09/21/00	0.000% - +1.0%AF	#767,354	452,953	2,755.93	2031	36/91	MBC - BPH	S&J
NEW HAVEN PSD 00-D WATER RESERVE	09/21/00		LTR/CREDIT		0.00				
NEW HAVEN PSD 01-A WATER REVENUE	03/29/01	0.000%	995,325	708,180	2,364.04	2041	36/91	MBC - UNB	S&J
NEW HAVEN PSD 01-A WATER RESERVE	03/29/01		LTR/CREDIT		0.00				
NEW HAVEN PSD 01-B WATER REVENUE	03/29/01	0.000% - +1.0%AF	732,646	457,876	2,597.24	2032	36/91	MBC - BPH	S&J
NEW HAVEN PSD 01-B WATER RESERVE	03/29/01		LTR/CREDIT		0.00				
NEW HAVEN 03-A & B WATER RESERVE	09/05/03				26,756.47				
NEW HAVEN PSD 07-A WATER RESERVE	10/23/07		LTR/CREDIT		0.00				
NEW HAVEN PSD 09-A WATER REVENUE	01/16/09	0.000%	802,000	725,365	1,748.25	2048	36/91	MBC - UNB	S&J
NEW HAVEN PSD 09-A WATER RESERVE	01/16/09		LTR/CREDIT		0.00				
NEW HAVEN PSD 09-B WATER REVENUE	08/12/09	0.000%	#680,000	607,646	1,814.72	2049	36/91	MBC - UNB	S&J
NEW HAVEN PSD 09-B WATER RESERVE	08/12/09		LTR/CREDIT		0.00				
NEW MARTINSVILLE 97-A WATER & SEWER REV	03/13/97	0.000% - +1.0%AF	385,000	110,688	11,417.63	2019	36/91	MBC - DEP	JK
NEW MARTINSVILLE 97-A WATER & SEWER RES	03/13/97				24,856.47				
NEW MARTINSVILLE 97-B WATER & SEWER REV	03/13/97	0.000%	6,720,000	4,200,000	72,253.22	2037	36/91	MBC - UNB	JK

ACCOUNT NAME	ISSUE DATE	INTEREST RATE	ORIGINAL ISSUE	OUTSTANDING (06/30/13)	ACCT - BAL (06/30/13)	LAST DEBT	DEBT MONTH	PAYING AGENT	BOND I COUNSEL
NEW MARTINSVILLE 97-B WATER & SEWER RES	03/13/97				227,098.71				
NEW MARTINSVILLE 97-C WATER & SEWER REV	03/13/97	1.000%	420,000	420,000	0.00	2037	36/91	MBC - UNB	JK
NEW MARTINSVILLE 97-C WATER & SEWER RES	03/13/97				0.00				
NEWBURG 02 SEWER RESERVE	05/03/02				5,609.77				
NEWBURG 08-A WATER REVENUE	08/05/08	0.000%	522,000	477,644	1,127.98	2048	36/91	MBC - UNB	S&J
NEWBURG 08-A WATER RESERVE	08/05/08				4,549.62				
NEWBURG 10-A WATER RESERVE	07/19/10				1,839.10				
NITRO 00-A SEWER REVENUE	06/28/00	0.000% - +0.5%AF	2,050,000	1,247,059	12,171.41	2031	36/91	MBC - DEP	VLF
NITRO 00-A SEWER RESERVE	06/28/00				68,348.02				
NITRO 01-A SEWER REVENUE	06/05/01	0.000% - +0.5%AF	543,800	335,328	3,418.20	2031	36/91	MBC - DEP	VLF
NITRO 01-A SEWER RESERVE	06/05/01				18,132.21				
NITRO 09-A SEWER REVENUE	11/12/09	0.000% - +1.0%AF	1,910,778	1,719,698	17,477.18	2031	36/91	MBC - DEP	VLF
NITRO 09-A SEWER RESERVE	11/12/09				20,717.00				
NITRO 95-A SEWER REVENUE	07/27/95	2.000% - +1.0%AF	373,000	65,862	17,456.10	2016	36/91	MBC - DEP	V&W
NITRO 95-A SEWER RESERVE	07/27/95				22,680.13				
NITRO 96-A SEWER REVENUE	12/10/96	2.000% - +1.0%AF	4,575,502	1,320,273	61,166.75	2018	36/91	MBC - DEP	V&W
NITRO 96-A SEWER RESERVE	12/10/96				278,199.07				
NORTH BECKLEY PSD 03-A SEWER REVENUE	09/29/03	0.000% - +0.5%AF	5,307,741	3,892,328	37,915.77	2035	36/91	MBC - DEP	BRM
NORTH BECKLEY PSD 03-A SEWER RESERVE	09/29/03				177,613.24				
NORTH BECKLEY PSD 09-A SEWER REVENUE	10/29/09	0.000% - +1.0%AF	4,544,324	4,203,494	28,219.83	2041	36/91	MBC - DEP	S&J
NORTH BECKLEY PSD 09-A SEWER RESERVE	10/29/09				152,044.09				
NORTH BECKLEY PSD 99 SEWER REVENUE	01/28/99	0.000% - +1.0%AF	8,090,898	2,831,808	61,316.69	2020	36/91	MBC - DEP	BRM
NORTH BECKLEY PSD 99 SEWER RESERVE	01/28/99				406,110.47				BRM
NORTH HILLS 04 SEWER RESERVE	02/19/04				52,779.29				BRM
NORTHERN JACKSON CTY PSD 10-A SEWER REV	09/01/10	1.000%	550,000	538,134	1,446.22	2050	36/91	MBC - UNB	G&G
NORTHERN JACKSON CTY PSD 10-A SEWER RES	09/01/10				1,877.46				
NORTHERN JACKSON CTY PSD 05-A WATER REV	06/23/05	0.000%	2,035,472	1,691,821	8,904.78	2045	36/91	MBC - UNB	G&G
NORTHERN JACKSON CTY PSD 05-A WATER RES	06/23/05				52,962.29				
NORTHERN JACKSON CTY PSD 05-B WATER RES	06/23/05				35,080.32				
NORTHERN JACKSON CTY PSD 05-C WATER RES	06/23/05				4,204.54				
NORTHERN JACKSON CTY PSD 12-A WATER REV	07/24/12	0.000%	#1,910,000	973,814	0.00	2052	36/91	MBC - UNB	G&G
NORTHERN JACKSON CTY PSD 12-A WATER RES	07/24/12				0.00				

ACCOUNT NAME	ISSUE DATE	INTEREST RATE	ORIGINAL ISSUE	OUTSTANDING (06/30/13)	ACCT - BAL (06/30/13)	LAST DEBT	DEBT MONTH	PAYING AGENT	BOND I COUNSEL
NORTHERN JACKSON CTY PSD 95 WATER RES	12/15/95				6,930.51				
NORTHERN JACKSON CTY PSD 99 WATER RES	06/24/99				28,714.01				
NORTHERN WAYNE CTY PSD 01-A S DESIGN REV	01/30/01	0.000% - +0.5%AF	497,857	311,152	2,628.90	2032	36/91	MBC - DEP	S&J
NORTHERN WAYNE CTY PSD 01-A S DESIGN RES	01/30/01				16,595.68				
NORTHERN WAYNE CTY PSD 02A SEWER REF REV	12/01/02	3.500% - 5.500%	1,860,000	1,365,000	43,731.21	2029	03/09	MBC - DTC	S&J
NORTHERN WAYNE CTY PSD 02A SEWER REF RES	12/01/02				133,192.85				
NORTHERN WAYNE CTY PSD 05-A SEWER REV	10/04/05	0.000% - +0.5%AF	4,536,000	3,553,200	10,188.77	2036	36/91	MBC - DEP	S&J
NORTHERN WAYNE CTY PSD 05-A SEWER RES	10/04/05				86,192.08				
NORTHERN WAYNE CTY PSD 89-A SEWER REV	03/16/89	8.400%	2,354,914	1,836,252	77,909.78	2029	10/04	MBC - BNY	JK
NORTHERN WAYNE CTY PSD 89-A SEWER RES	03/16/89				202,815.68				
NORTHERN WAYNE CTY PSD 89-C SEWER REV	03/16/89	0.000%	349,086	152,166	6,505.36	2029	10/	MBC - BNY2	JK
NORTHERN WAYNE CTY PSD 89-C SEWER RES	03/16/89				8,245.13				
NORTON-HARDING-JIMTOWN PSD 06A SEWER REV	10/12/06	0.000%	333,000	285,722	717.83	2046	36/91	MBC - UNB	S&J
NORTON-HARDING-JIMTOWN PSD 06A SEWER RES	10/12/06				4,858.69				
NORTON-HARDING-JIMTOWN PSD 13A SEWER REV	05/06/13	2.000%	#1,000,000	223,500	0.00	2044	36/91	MBC - UNB	S&J
NORTON-HARDING-JIMTOWN PSD 13A SEWER RES	05/06/13				44,411.23				
NORTON-HARDING-JIMTOWN PSD 04A WATER REV	11/30/04	4.900%	117,237	64,652	7,695.98	2019	04/10	MBC - BBT	S&J
NORTON-HARDING-JIMTOWN PSD 04A WATER RES	11/30/04				11,134.38				S&J
NORTON-HARDING-JIMTOWN PSD 04B WATER REV	11/30/04	5.500%	105,336	79,590	4,729.57	2026	04/10	MBC - BBT	S&J
NORTON-HARDING-JIMTOWN PSD 04B WATER RES	11/30/04				8,301.29				S&J
NORTON-HARDING-JIMTOWN PSD 04C WATER REV	11/30/04	6.000%	798,427	752,226	21,954.16	2044	04/10	MBC - BBT	S&J
NORTON-HARDING-JIMTOWN PSD 04C WATER RES	11/30/04				53,412.84				
NORTON-HARDING-JIMTOWN PSD 07A WATER RES	09/26/07				13,433.14				S&J
NORTON-HARDING-JIMTOWN PSD 99A WATER REV	02/23/99	0.000%	1,380,000	908,106	5,944.37	2038	36/91	MBC - UNB	S&J
NORTON-HARDING-JIMTOWN PSD 99A WATER RES	02/23/99				35,613.25				
NUTTER FORT 02 SEWER REVENUE	06/04/02	0.000% - +0.5%AF	1,053,812	642,818	4,885.21	2028	36/91	MBC - DEP	S&J
NUTTER FORT 02 SEWER RESERVE	06/04/02				51,038.01				
NUTTER FORT 03 SEWER REVENUE	07/30/03	0.000%	328,000	203,360	5,327.62	2028	36/91	MBC - UNB	S&J
NUTTER FORT 03 SEWER RESERVE	07/30/03				15,603.60				
NUTTER FORT 09-A WATER REVENUE	02/17/09	0.000%	1,815,000	1,673,568	3,887.08	2048	36/91	MBC - UNB	S&J
NUTTER FORT 09-A WATER RESERVE	02/17/09				47,144.06				
OAK HILL 03 STORMWATER REVENUE	08/20/03	4.290%	1,035,000	432,529	8,503.93	2018	99/99	MBC-BBT:BH	BRM

ACCOUNT NAME	ISSUE DATE	INTEREST RATE	ORIGINAL ISSUE	OUTSTANDING (06/30/13)	ACCT - BAL (06/30/13)	LAST DEBT	DEBT MONTH	PAYING AGENT	BOND I COUNSEL
OAK HILL 88-A SEWER REVENUE	08/25/88	9.000%	1,764,285	1,367,369	74,727.62	2028	10/04	MBC - BNY	S&J
OAK HILL 88-A SEWER RESERVE	08/25/88				164,598.17				
OAK HILL 88-B SEWER REVENUE	08/25/88	0.000%	441,071	180,941	13,900.03	2028	10/	MBC - BNY2	S&J
OAK HILL 88-B SEWER RESERVE	08/25/88				19,381.29				
OAK HILL 91-A SEWER REVENUE	03/28/91	8.100%	1,817,920	1,407,204	71,608.82	2029	10/04	MBC - BNY	S&J
OAK HILL 91-A SEWER RESERVE	03/28/91				155,392.38				
OAK HILL 91-B SEWER REVENUE	03/28/91	0.000%	82,080	36,720	2,231.88	2029	10/	MBC - BNY2	S&J
OAK HILL 91-B SEWER RESERVE	03/28/91				3,700.72				
OAK HILL 96-A SEWER REVENUE	08/20/96	2.000% - +1.0%AF	1,000,000	233,122	7,309.77	2017	36/91	MBC - DEP	S&J
OAK HILL 96-A SEWER RESERVE	08/20/96				60,862.66				
OAK HILL 03 STORMWATER RESERVE	08/20/03				93,505.14				
OAK HILL 07 STORMWATER REVENUE	06/20/07	4.280%	1,050,000	708,386	8,806.33	2022	99/99	MBC-BBT:BH	BRM
OAK HILL 07 STORMWATER RESERVE	06/20/07				57,864.29				
OAKLAND PSD 12-A WATER REVENUE	05/24/12	0.000% - +1.0%AF	#3,014,455	2,037,589	0.00	2044	36/91	MBC - BPH	S&J
OAKLAND PSD 12-A WATER RESERVE	05/24/12				0.00				
OAKLAND PSD 95 WATER REVENUE	06/28/95	6.750%	579,740	472,128	21,524.86	2033	10/04	MBC - BNY	G&G
OAKLAND PSD 95 WATER RESERVE	06/28/95				42,753.15				
OAKVALE ROAD PSD 02-A WATER REVENUE	06/04/02	0.000%	558,620	404,999	1,295.71	2042	36/91	MBC - UNB	S&J
OAKVALE ROAD PSD 02-A WATER RESERVE	06/04/02		LTR/CREDIT		0.00				
OAKVALE ROAD PSD 11-A WATER REVENUE	09/08/11	0.000%	#3,400,000	3,358,608	0.00	2051	36/91	MBC - UNB	S&J
OAKVALE ROAD PSD 11-A WATER RESERVE	09/08/11		LTR/CREDIT		0.00				
OAKVALE ROAD PSD 96 WATER REVENUE	12/04/96	3.000%	12,700,000	9,265,356	59,819.68	2037	36/91	MBC - UNB	S&J
OAKVALE ROAD PSD 96 WATER RESERVE	12/04/96		LTR/CREDIT		0.00				
OAKVALE ROAD PSD 99-A WATER REVENUE	04/23/99	3.000%	#1,268,489	986,015	7,605.22	2039	36/91	MBC - UNB	S&J
OAKVALE ROAD PSD 99-A WATER RESERVE	04/23/99		LTR/CREDIT		0.00				
OAKVALE ROAD PSD 99-B WATER REVENUE	11/04/99	3.000%	731,511	572,090	7,685.76	2039	36/91	MBC - UNB	S&J
OAKVALE ROAD PSD 99-B WATER RESERVE	11/04/99				31,589.69				
OCEANA 00-A SEWER REVENUE	06/16/00	0.000% - +0.5%AF	5,364,000	3,352,500	30,671.26	2032	36/91	MBC - DEP	S&J
OCEANA 00-A SEWER RESERVE	06/16/00				179,076.15				
OCEANA 00-B SEWER REVENUE	06/16/00	0.000%	7,273,500	5,134,212	30,336.22	2040	36/91	MBC - UNB	S&J
OCEANA 00-B SEWER RESERVE	06/16/00				190,449.78				
OCEANA 92-A SEWER REVENUE	11/18/92	7.750%	952,364	763,291	34,961.95	2031	10/04	MBC - BNY	G&G

ACCOUNT NAME	ISSUE DATE	INTEREST RATE	ORIGINAL ISSUE	OUTSTANDING (06/30/13)	ACCT - BAL (06/30/13)	LAST DEBT	DEBT MONTH	PAYING AGENT	BOND I COUNSEL
OCEANA 92-A SEWER RESERVE	11/18/92				78,101.69				
OCEANA 92-B SEWER REVENUE	11/18/92	0.000%	31,746	15,466	674.84	2031	10/	MBC - BNY2	G&G
OCEANA 92-B SEWER RESERVE	11/18/92				818.23				
OCEANA 96 WATER REV & REF REVENUE	09/20/96	6.250%	2,172,800	1,806,756	75,209.91	2035	10/04	MBC - BNY	G&G
OCEANA 96 WATER REV & REF RESERVE	09/20/96				150,247.95				
OHIO COUNTY DEVELOP 11-A WATER REV	02/28/11	3.000%	#1,600,000	1,254,366	13,524.52	2032	36/91	MBC - UNB	JK
OHIO COUNTY DEVELOP 11-A WATER RES	02/28/11				6,223.61				
OHIO COUNTY PSD 13-A SEWER REVENUE	05/16/13	2.000% - +1.0%AF	#1,605,000	327,508	0.00	2034	36/91	MBC - DEP	S&J
OHIO COUNTY PSD 13-A SEWER RESERVE	05/16/13				0.00				S&J
OHIO COUNTY PSD 86-A SEWER REVENUE	05/16/86	9.750%	100,320	72,309	4,846.56	2025	10/04	MBC - BNY	S&J
OHIO COUNTY PSD 86-A SEWER RESERVE	05/16/86				10,054.90				
OHIO COUNTY PSD 86-B SEWER REVENUE	05/16/86	0.000%	49,961	16,654	3,088.90	2025	10/	MBC - BNY2	S&J
OHIO COUNTY PSD 86-B SEWER RESERVE	05/16/86				2,849.34				
OHIO COUNTY PSD 88-A SEWER REVENUE	09/30/88	9.000%	694,925	538,586	34,892.19	2028	10/04	MBC - BNY	S&J
OHIO COUNTY PSD 88-A SEWER RESERVE	09/30/88				64,835.59				
OHIO COUNTY PSD 88-B SEWER REVENUE	09/30/88	0.000%	173,731	71,266	9,323.92	2028	10/	MBC - BNY2	S&J
OHIO COUNTY PSD 88-B SEWER RESERVE	09/30/88				5,184.54				
OHIO COUNTY PSD 89-A SEWER REVENUE	04/03/89	8.400%	1,013,841	790,546	35,814.53	2029	10/04	MBC - BNY	S&J
OHIO COUNTY PSD 89-A SEWER RESERVE	04/03/89				89,044.57				
OHIO COUNTY PSD 89-B SEWER REVENUE	04/03/89	0.000%	150,288	65,510	5,439.76	2029	10/	MBC - BNY2	S&J
OHIO COUNTY PSD 89-B SEWER RESERVE	04/03/89				4,487.49				
OHIO COUNTY PSD 97-A SEWER REVENUE	10/15/97	0.000%	1,081,000	665,231	4,738.26	2037	36/91	MBC - UNB	S&J
OHIO COUNTY PSD 97-A SEWER RESERVE	10/15/97				35,653.41				
OHIO COUNTY PSD 02-A WATER REVENUE	05/30/02	3.000%	528,000	279,318	6,762.67	2022	36/91	MBC - UNB	S&J
OHIO COUNTY PSD 02-A WATER RESERVE	05/30/02				35,542.35				
OHIO COUNTY PSD 70-B & 81-C WATER RES	03/10/81				202,681.59				
OHIO COUNTY PSD 92 A+B+C WATER RESERVE	05/16/86				78,704.13				
OHIO COUNTY SCHOOLS 11 REF GO	11/15/11		6,715,000	5,185,000	108,175.17	2018	06/12	MBC - DTC	S&J
OHIO COUNTY SCHOOLS 93 GO ESCROW	06/01/93	5.100% - 7.000%	14,800,000	5,345,000	10,395,984.60	2018	06/12	WESBK-WHEEL	G&G
PADEN CITY 11-A SEWER RESERVE	02/03/11				20,161.14				
PADEN CITY 87-A SEWER REVENUE	04/28/87	8.380%	536,426	380,431	36,114.32	2026	10/04	MBC - BNY	S&J
PADEN CITY 87-A SEWER RESERVE	04/28/87				47,227.60				

ACCOUNT NAME	ISSUE DATE	INTEREST RATE	ORIGINAL ISSUE	OUTSTANDING (06/30/13)	ACCT - BAL (06/30/13)	LAST DEBT	DEBT MONTH	PAYING AGENT	BOND I COUNSEL
PADEN CITY 87-B SEWER REVENUE	04/28/87	0.000%	131,574	48,475	5,140.24	2026	10/	MBC - BNY2	S&J
PADEN CITY 87-B SEWER RESERVE	04/28/87				4,133.55				
PADEN CITY 01-A WATER RESERVE	04/26/01				75,136.23				
PADEN CITY 82 WATER RESERVE	12/02/82				21,278.06				
PAGE-KINCAID PSD 09-A SEWER RESERVE	06/11/09				6,317.50				
PAGE-KINCAID PSD 09-B SEWER REVENUE	06/11/09	0.000%	470,000	439,480	1,017.42	2049	36/91	MBC - UNB	S&J
PAGE-KINCAID PSD 09-B SEWER RESERVE	06/11/09				2,239.64				
PAGE-KINCAID PSD 13-A SEWER RESERVE	06/13/13				0.00				
PAGE-KINCAID PSD 88-A SEWER REVENUE	07/01/88	9.000%	112,000	86,803	5,386.40	2028	10/04	MBC - BNY	S&J
PAGE-KINCAID PSD 88-A SEWER RESERVE	07/01/88				10,448.20				
PAGE-KINCAID PSD 88-B SEWER REVENUE	07/01/88	0.000%	28,000	11,486	873.50	2028	10/	MBC - BNY2	S&J
PAGE-KINCAID PSD 88-B SEWER RESERVE	07/01/88				1,375.98				
PARKERSBURG 03-A PARKING REVENUE	06/01/03	5.000%	670,000	315,000	9,252.90	2018	06/12	MBC - DTC	G&G
PARKERSBURG 03-A PARKING RESERVE	06/01/03				67,006.24				
PARKERSBURG 03-A WATER & SEWER REVENUE	03/04/03	3.000%	4,000,000	2,490,813	22,775.67	2024	36/91	MBC - UNB	S&J
PARKERSBURG 03-A WATER & SEWER RESERVE	03/04/03				254,503.54				
PARKERSBURG 03-B WATER & SEWER REVENUE	03/04/03	5.000%	3,250,000	2,130,209	139,438.55	2023	10/04	MBC - BNY	S&J
PARKERSBURG 03-B WATER & SEWER RESERVE	03/04/03				256,555.01				
PARKERSBURG 03-D WATER & SEWER REVENUE	08/04/03	3.000%	926,000	587,651	5,356.01	2024	36/91	MBC - UNB	S&J
PARKERSBURG 03-D WATER & SEWER RESERVE	08/04/03				57,088.83				
PARKERSBURG 03-E WATER & SEWER REVENUE	08/04/03	2.000% - +1.0%AF	4,326,705	2,696,019	24,056.21	2024	36/91	MBC - DEP	S&J
PARKERSBURG 03-E WATER & SEWER RESERVE	08/04/03				235,465.61				
PARKERSBURG 05-A WATER & SEWER REVENUE	08/01/05	3.000% - 5.000%	34,950,000	25,645,000	1,868,831.26	2025	08/02	MBC - DTC	S&J
PARKERSBURG 05-A WATER & SEWER RESERVE	08/15/05				2,623,018.80				
PARKERSBURG 06-C WATER & SEWER REVENUE	06/15/06	3.700% - 5.000%	17,425,000	11,365,000	1,174,957.61	2020	09/03	MBC - DTC	S&J
PARKERSBURG 06-C WATER & SEWER RESERVE	06/15/06				1,705,363.52				
PARKERSBURG 06-D WATER & SEWER REF REV	12/14/06	0.000% - +0.5%AF	9,000,000	7,425,000	27,125.48	2038	36/91	MBC - DEP	S&J
PARKERSBURG 06-D WATER & SEWER REF RES	12/14/06				160,627.19				S&J
PARKERSBURG 06-E WATER & SEWER REVENUE	12/14/06	0.000% - +0.5%AF	4,175,342	3,483,001	13,271.18	2037	36/91	MBC - DEP	S&J
PARKERSBURG 06-E WATER & SEWER RESERVE	12/14/06				146,548.72				
PARKERSBURG 11-A WATER & SEWER REVENUE	03/16/11	2.000% - +1.0%AF	5,800,000	5,681,418	32,530.58	2032	36/91	MBC - BPH	S&J
PARKERSBURG 11-A WATER & SEWER RESERVE	03/16/11				20,570.19				

ACCOUNT NAME	ISSUE DATE	INTEREST RATE	ORIGINAL ISSUE	OUTSTANDING (06/30/13)	ACCT - BAL (06/30/13)	LAST DEBT	DEBT MONTH	PAYING AGENT	BOND I COUNSEL
PARKERSBURG 12-A WATER & SEWER REVENUE	05/23/12	0.000% - +0.5%AF	#5,731,700	4,992,995	0.00	2033	36/91	MBC - DEP	S&J
PARKERSBURG 12-A WATER & SEWER RESERVE	05/23/12				0.00				
PARSONS 06-A WATER & SEWER REVENUE	08/22/06	0.000%	454,300	386,887	2,113.69	2046	36/91	MBC - UNB	S&J
PARSONS 06-A WATER & SEWER RESERVE	08/22/06				7,003.62				
PARSONS 07-A WATER & SEWER REVENUE	04/24/07	0.000%	1,109,250	845,796	8,916.45	2028	36/91	MBC - UNB	S&J
PARSONS 07-A WATER & SEWER RESERVE	04/24/07				27,328.93				
PARSONS 10-A WATER & SEWER REVENUE	05/04/10	0.000%	#1,150,000	1,030,887	2,525.04	2049	36/91	MBC - UNB	S&J
PARSONS 10-A WATER & SEWER RESERVE	05/04/10				29,692.67				
PARSONS 89-A WATER & SEWER REVENUE	11/22/89	8.400%	269,103	209,834	10,794.04	2029	10/04	MBC - BNY	S&J
PARSONS 89-A WATER & SEWER RESERVE	11/22/89				23,633.86				
PARSONS 89-B WATER & SEWER REVENUE	11/22/89	0.000%	39,891	17,388	1,970.42	2029	10/	MBC - BNY2	S&J
PARSONS 89-B WATER & SEWER RESERVE	11/22/89				1,596.84				
PARSONS 96 WATER & SEWER REVENUE	05/08/96	6.250%	457,500	379,744	14,298.43	2035	10/04	MBC - BNY	S&J
PARSONS 96 WATER & SEWER RESERVE	05/08/96				31,599.36				
PAW PAW 12-A SEWER REVENUE	08/24/12	0.000%	#500,000	33,991	0.00	2052	36/91	MBC - UNB	S&J
PAW PAW 12-A SEWER RESERVE	08/24/12				12,996.99				
PAW PAW RT 19 PSD 08-A WATER RESERVE	06/09/08				23,681.04				
PEA RIDGE PSD 00 SEWER SYS DESIGN REV	03/07/00	2.000% - +1.0%AF	477,000	207,689	3,116.93	2021	36/91	MBC - DEP	S&J
PEA RIDGE PSD 00 SEWER SYS DESIGN RES	03/07/00				29,007.33				
PEA RIDGE PSD 03-A SEWER REVENUE	08/19/03	0.000% - +0.5%AF	12,429,500	9,011,373	51,015.11	2035	36/91	MBC - DEP	S&J
PEA RIDGE PSD 03-A SEWER RESERVE	08/19/03				349,124.33				
PEA RIDGE PSD 03-B SEWER REVENUE	08/19/03	5.000%	100,000	67,023	4,376.92	2023	10/04	MBC - BNY	S&J
PEA RIDGE PSD 03-B SEWER RESERVE	08/19/03				8,069.59				
PEA RIDGE PSD 04-A SEWER REVENUE	03/01/04	3.250% - 5.100%	2,620,000	1,290,000	59,568.83	2020	05/11	MBC - DTC	S&J
PEA RIDGE PSD 04-A SEWER RESERVE	03/01/04				240,022.53				
PEA RIDGE PSD 07-A SEWER REVENUE	08/28/07	0.000% - +0.5%AF	1,043,821	878,540	3,118.36	2038	36/91	MBC - DEP	S&J
PEA RIDGE PSD 07-A SEWER RESERVE	08/28/07				16,820.12				
PEA RIDGE PSD 92 SEWER REVENUE	12/28/92	3.000%	1,250,000	40,000	6,765.91	2013	36/91	MBC - DEP	S&J
PEA RIDGE PSD 92 SEWER RESERVE	12/28/92				88,703.32				
PENDLETON CTY PSD 09-A WATER RESERVE	10/26/09				2,467.82				
PENNSBORO 12-A SEWER REVENUE	12/11/12	0.000%	#443,618	23,517	0.00	2052	36/91	MBC - DEP	S&J
PENNSBORO 12-A SEWER RESERVE	12/11/12				0.00				

ACCOUNT NAME	ISSUE DATE	INTEREST RATE	ORIGINAL ISSUE	OUTSTANDING (06/30/13)	ACCT - BAL (06/30/13)	LAST DEBT	DEBT MONTH	PAYING AGENT	BOND I COUNSEL
PETERSBURG 03-A SEWER REVENUE	07/15/03	0.000% - +0.5%AF	4,415,311	3,371,129	0.00	2041	36/91	MBC - DEP	S&J
PETERSBURG 03-A SEWER RESERVE	07/15/03				84,002.77				
PETERSBURG 87-A SEWER REVENUE	04/23/87	8.380%	650,306	461,193	14,648.79	2026	10/04	MBC - BNY	S&J
PETERSBURG 87-A SEWER RESERVE	04/23/87				57,184.54				
PETERSBURG 87-B SEWER REVENUE	04/23/87	0.000%	159,506	58,766	0.00	2026	10/	MBC - BNY2	S&J
PETERSBURG 87-B SEWER RESERVE	04/23/87				497.56				
PETERSBURG 95 SEWER REVENUE	03/02/95	3.000%	739,532	129,685	0.00	2016	36/91	MBC - DEP	S&J
PETERSBURG 95 SEWER RESERVE	03/02/95				41,592.79				
PETERSBURG 09-A WATER REVENUE	04/16/09	2.000% - +1.0%AF	2,700,000	2,418,402	20,963.86	2030	36/91	MBC - BPH	S&J
PETERSBURG 09-A WATER RESERVE	04/16/09				42,436.88				
PETERSBURG 09-C WATER REVENUE	08/13/09	0.000%	2,500,000	2,291,660	6,944.19	2040	36/91	MBC - BPH	S&J
PETERSBURG 09-C WATER RESERVE	08/13/09				22,240.67				
PETERSBURG 96 WATER REVENUE	08/29/96	6.250%	492,590	408,870	12,709.33	2035	10/04	MBC - BNY	S&J
PETERSBURG 96 WATER RESERVE	08/29/96				33,986.62				
PHILIPPI 02 SEWER REVENUE	11/12/02	0.000% - +0.5%AF	1,162,700	794,498	28,349.30	2033	36/91	MBC - DEP	S&J
PHILIPPI 02 SEWER RESERVE	11/12/02				39,097.23				
PHILIPPI 13-A SEWER REF REVENUE	06/27/13	0.000% - +0.5%AF	#4,074,770	286,421	0.00	2015	36/91	MBC - DEP	S&J
PHILIPPI 13-A SEWER REF RESERVE	06/27/13				0.00				
PHILIPPI 09-B WATER RESERVE	04/16/09				28,246.81				
PHILIPPI 11-A WATER RESERVE	06/09/11				2,274.50				
PHILIPPI 11-B WATER REVENUE	06/09/11	0.000%	#2,074,000	1,792,041	5,761.33	2043	36/91	MBC - UNB	S&J
PHILIPPI 11-B WATER RESERVE	06/09/11				576.13				
PHILIPPI 11-C WATER REVENUE	06/09/11	0.000%	1,946,000	1,946,000	4,267.67	2051	36/91	MBC - UNB	S&J
PHILIPPI 11-C WATER RESERVE	06/09/11				426.77				
PIEDMONT 01-A WATER RESERVE	03/15/01				27,346.78				
PIEDMONT 01-B WATER RESERVE	03/15/01				10,077.07				
PINEVILLE 08-A WATER RESERVE	09/15/08				20,847.17				
PLEASANT HILL PSD 04 WATER RESERVE	01/01/04				8,141.63				
PLEASANT HILL PSD 12-A WATER RESERVE	06/28/12				0.00				
PLEASANT HILL PSD 89 WATER RESERVE	10/02/89				13,911.62				
PLEASANT HILL PSD 94 WATER RESERVE	09/09/94				7,669.98				
PLEASANT VALLEY PSD 95 WATER REVENUE	12/07/95	6.750%	476,000	388,060	16,135.54	2033	10/04	MBC - BNY	S&J

ACCOUNT NAME	ISSUE DATE	INTEREST RATE	ORIGINAL ISSUE	OUTSTANDING (06/30/13)	ACCT - BAL (06/30/13)	LAST DEBT	DEBT MONTH	PAYING AGENT	BOND I COUNSEL
PLEASANT VALLEY PSD 95 WATER RESERVE	12/07/95				35,099.96				
PLEASANTS COUNTY SCHOOLS 11 GO	07/13/11	2.500% - 4.000%	18,050,000	16,180,000	207,965.96	2026	05/11	MBC - DTC	BRM
PLEASANTS COUNTY SCHOOLS 11 GO SUR COL	07/13/11				226,559.45				
PLEASANTS CTY DEVEL AUTH 10A W LEASE REV	06/11/10	0.000%	#3,000,000	2,784,055	16,666.35	2027	36/91	MBC - UNB	JK
PLEASANTS CTY DEVEL AUTH 10A W LEASE RES	06/11/10				200,000.24				
PLEASANTS CTY DEVEL AUTH 10B W LEASE REV	06/11/10	4.000%	100,000	100,000	4,811.89	2027	04/10	MBC - BBT	JK
PLEASANTS CTY DEVEL AUTH 10B W LEASE RES	06/11/10				8,999.82				
PLEASANTS CTY DEVEL AUTH 10C W LEASE REV	08/19/10	4.000%	900,000	900,000	44,337.79	2027	04/10	MBC - BBT	JK
PLEASANTS CTY DEVEL AUTH 10C W LEASE RES	08/19/10				80,960.83				
PLEASANTS CTY PSD 10-A WATER RESERVE	06/11/10				1,908.67				
POCA 12-A SEWER RESERVE	07/23/12				0.00				
POCA 87-A SEWER REVENUE	03/12/87	8.380%	878,743	623,199	32,235.48	2026	10/04	MBC - BNY	S&J
POCA 87-A SEWER RESERVE	03/12/87				77,314.44				
POCA 87-B SEWER REVENUE	03/12/87	0.000%	215,535	79,407	4,321.21	2026	10/	MBC - BNY2	S&J
POCA 87-B SEWER RESERVE	03/12/87				7,452.44				
POCA 90-A SEWER REVENUE	02/23/90	7.850%	214,969	164,093	6,996.12	2029	10/04	MBC - BNY	S&J
POCA 90-A SEWER RESERVE	02/23/90				17,821.20				
POCA 90-B SEWER REVENUE	02/23/90	0.000%	10,031	4,373	195.71	2029	10/	MBC - BNY2	S&J
POCA 90-B SEWER RESERVE	02/23/90				333.46				
POCAHONTAS CTY PSD 08-A SEWER REVENUE	12/30/08	0.000%	#2,500,000	1,797,645	5,333.80	2048	36/91	MBC - UNB	S&J
POCAHONTAS CTY PSD 08-A SEWER RESERVE	12/30/08				64,103.78				
POCAHONTAS CTY PSD 11-A WATER REVENUE	02/24/11	0.000%	#296,250	285,888	635.24	2050	36/91	MBC - UNB	S&J
POCAHONTAS CTY PSD 11-A WATER RESERVE	02/24/11				1,019.21				
PRESTON COUNTY PSD #1 07-A WATER REVENUE	07/12/07	0.000%	#1,391,300	1,228,670	3,035.75	2047	36/91	MBC - UNB	S&J
PRESTON COUNTY PSD #1 07-A WATER RES	07/12/07				37,766.17				
PRESTON COUNTY PSD #1 07-B WATER REVENUE	07/12/07	0.000% - +1.0%AF	806,838	685,806	2,579.86	2038	36/91	MBC - BPH	S&J
PRESTON COUNTY PSD #1 07-B WATER RES	07/12/07				26,927.64				
PRESTON COUNTY PSD #1 95-A WATER RES	09/19/95				35,595.25				
PRESTON COUNTY PSD #1 95-B WATER RES	09/19/95				65,562.54				
PRESTON COUNTY SCHOOLS 11 GO	06/02/11	2.000% - 4.000%	39,600,000	35,750,000	679,792.22	2026	05/11	MBC - DTC	BRM
PRESTON COUNTY SCHOOLS 11 GO SUR COL	06/02/11				455,092.96				
PRESTON CTY PSD #4 (EAST) 97-A WATER REV	11/07/97	6.250%	290,000	242,443	9,112.69	2035	10/04	MBC - BNY	S&J

ACCOUNT NAME	ISSUE DATE	INTEREST RATE	ORIGINAL ISSUE	OUTSTANDING (06/30/13)	ACCT - BAL (06/30/13)	LAST DEBT	DEBT MONTH	PAYING AGENT	BOND I COUNSEL
PRESTON CTY PSD #4 (EAST) 97-A WATER RES	11/07/97				20,157.53				
PRESTON CTY PSD #4 10-A WATER REV	12/22/10	3.000%	1,030,000	942,417	5,722.00	2031	36/91	MBC - UNB	S&J
PRESTON CTY PSD #4 10-A WATER RES	12/22/10				17,117.20				
PRESTON CTY PSD #4 12-A WATER REV	11/21/12	0.500% - +.50%AF	#3,903,853	1,810,713	0.00	2044	36/91	MBC - BPH	S&J
PRESTON CTY PSD #4 12-A WATER RES	11/21/12				0.00				
PRICHARD PSD 05-A SEWER REVENUE	12/13/05	0.000%	817,354	689,141	7,110.74	2045	36/91	MBC - UNB	S&J
PRICHARD PSD 05-A SEWER RESERVE	12/13/05				24,223.83				
PRINCETON 11 SEWER REFUNDING REVENUE	03/03/11	0.000% - +0.5%AF	9,100,000	8,779,573	27,215.39	2042	36/91	MBC - DEP	G&G
PRINCETON 11 SEWER REFUNDING RESERVE	03/03/11				17,694.87				G&G
PT PLEASANT 13-A WATER & SEWER REVENUE	06/27/13	2.000% - +1.0%AF	#3,713,058	196,718	0.00	2034	36/91	MBC - DEP	S&J
PT PLEASANT 13-A WATER & SEWER RESERVE	06/27/13				0.00				
PT PLEASANT 89-A WATER & SEWER REVENUE	06/27/89	8.400%	1,837,600	1,432,875	86,531.03	2029	10/04	MBC - BNY	S&J
PT PLEASANT 89-A WATER & SEWER RESERVE	06/27/89				161,394.58				
PT PLEASANT 89-B WATER & SEWER REVENUE	06/27/89	0.000%	272,400	118,739	10,497.05	2029	10/	MBC - BNY2	S&J
PT PLEASANT 89-B WATER & SEWER RESERVE	06/27/89				11,969.73				
PUTNAM COUNTY SCHOOLS 10 GO	03/24/10	3.000% - 4.000%	56,750,000	47,715,000	966,862.51	2025	05/11	MBC - DTC	G&G
PUTNAM COUNTY SCHOOLS 10 GO SUR COL	03/24/10				604,330.56				
PUTNAM CTY BUILDING COMM 00-A WATER REV	01/27/00	4.350% - 6.375%*	6,610,000	5,760,000	73,895.19	2039	06/12	MBC - BNY	S&J
PUTNAM CTY BUILDING COMM 00-B WATER REV	01/27/00	4.350% - 6.375%*	3,800,000	2,475,000	28,412.07	2039	06/12	MBC - BNY	S&J
PUTNAM CTY BUILDING COMM 08-A WATER REV	07/23/08	0.000%	2,845,524	2,580,604	6,306.58	2047	36/91	MBC - UNB	S&J
PUTNAM CTY BUILDING COMM 08-A WATER RES	07/23/08				75,688.94				
PUTNAM PSD 02-A SEWER RESERVE	03/07/02				403,117.09				
PUTNAM PSD 02-B SEWER REVENUE	03/07/02	2.000% - +1.0%AF	1,422,000	781,688	8,334.03	2023	36/91	MBC - DEP	S&J
PUTNAM PSD 02-B SEWER RESERVE	03/07/02				86,507.21				
PUTNAM PSD 06-A SEWER RESERVE	05/12/06				138,776.46				
PUTNAM PSD 06-B SEWER RESERVE	05/12/06				59,039.24				
PUTNAM PSD 07-A SEWER REVENUE	03/19/07	3.000%	#2,330,000	1,870,907	13,564.88	2028	36/91	MBC - UNB	S&J
PUTNAM PSD 07-A SEWER RESERVE	03/19/07				79,218.74				
PUTNAM PSD 08-A SEWER REVENUE	01/28/08	2.000% - +1.0%AF	3,680,000	3,056,549	21,839.49	2029	36/91	MBC - DEP	S&J
PUTNAM PSD 08-A SEWER RESERVE	01/28/08				223,775.77				
PUTNAM PSD 08-B SEWER REVENUE	06/06/08	0.000%	502,000	452,741	1,093.73	2047	36/91	MBC - UNB	S&J
PUTNAM PSD 08-B SEWER RESERVE	06/06/08				5,044.19				

ACCOUNT NAME	ISSUE DATE	INTEREST RATE	ORIGINAL ISSUE	OUTSTANDING (06/30/13)	ACCT - BAL (06/30/13)	LAST DEBT	DEBT MONTH	PAYING AGENT	BOND I COUNSEL
PUTNAM PSD 09-A SEWER RESERVE	06/26/09				48,094.25				
PUTNAM PSD 09-C SEWER REVENUE	10/29/09	0.000% - +1.0%AF	1,050,500	958,576	9,426.68	2031	36/91	MBC - DEP	S&J
PUTNAM PSD 09-C SEWER RESERVE	10/29/09				10,075.20				S&J
PUTNAM PSD 13-B SEWER RESERVE	06/27/13				0.00				
PUTNAM PSD 13-C SEWER RESERVE	06/27/13				0.00				
PUTNAM PSD 13-D SEWER RESERVE	06/27/13				0.00				
PUTNAM PSD 13-E SEWER RESERVE	06/27/13				0.00				
PUTNAM PSD 13-F SEWER RESERVE	06/27/13				0.00				
PUTNAM PSD 06-A WATER RESERVE	05/12/06				221,642.88				
PUTNAM PSD 08-A WATER REVENUE	01/28/08	5.000%	1,436,000	1,381,753	30,115.69	2047	10/04	MBC - BBT	S&J
PUTNAM PSD 08-A WATER RESERVE	01/28/08				84,432.82				
PUTNAM PSD 09-A WATER REVENUE	12/04/09	2.000%	627,000	561,606	3,323.24	2030	36/91	MBC - BPH	S&J
PUTNAM PSD 09-A WATER RESERVE	12/04/09				10,174.94				
PUTNAM PSD 09-B WATER REVENUE	12/04/09	2.000%	100,000	89,570	506.38	2030	36/91	MBC - BPH	S&J
PUTNAM PSD 09-B WATER RESERVE	12/04/09				1,572.02				
PUTNAM PSD 10-A WATER RESERVE	12/21/10				10,261.66				
PUTNAM PSD 10-B WATER RESERVE	12/21/10				8,455.35				
PUTNAM PSD 13-A WATER RESERVE	06/27/13				0.00				
PUTNAM PSD 13-B WATER RESERVE	06/27/13				0.00				
PUTNAM PSD 13-C WATER RESERVE	06/27/13				0.00				
PUTNAM PSD 99-A WATER REVENUE	06/16/99	5.800%	6,440,000	6,079,859	125,870.64	2038	10/04	MBC - BNY	S&J
PUTNAM PSD 99-A WATER RESERVE	06/16/99				390,825.90				
PUTNAM PSD 99-B WATER REVENUE	06/16/99	3.400% - 5.500%	5,425,000	4,025,000	183,567.86	2038	10/04	MBC - BNY	S&J
PUTNAM PSD 99-B WATER RESERVE	06/16/99				356,822.70				
PUTNAM UNION PSD 97-A WATER REVENUE	03/07/97	6.250%	350,000	291,305	11,679.10	2035	10/04	MBC - BNY	JK
PUTNAM UNION PSD 97-A WATER RESERVE	03/07/97				24,240.85				
RALEIGH COUNTY PSD 05-A WATER RESERVE	09/28/05				65,889.71				
RALEIGH COUNTY PSD 05-B WATER RESERVE	09/28/05				4,578.12				
RAVENCLIFF-MCGRAWS-SAULSVILLE PSD 09A RES	02/02/09				15,360.85				
RAVENCLIFF-MCGRAWS-SAULSVILLE PSD 09B REV	02/02/09	0.000%	1,586,000	1,462,412	3,144.67	2048	36/91	MBC - UNB	S&J
RAVENCLIFF-MCGRAWS-SAULSVILLE PSD 09B RES	02/02/09				12,715.12				
RAVENCLIFF-MCGRAWS-SAULSVILLE PSD 12A RES	03/19/12				0.00				

ACCOUNT NAME	ISSUE DATE	INTEREST RATE	ORIGINAL ISSUE	OUTSTANDING (06/30/13)	ACCT - BAL (06/30/13)	LAST DEBT	DEBT MONTH	PAYING AGENT	BOND I COUNSEL
RAVENSWOOD 06-A SEWER RESERVE	06/19/06				99,047.68				
RAVENSWOOD 06-B SEWER RESERVE	06/19/06				48,963.49				
RAVENSWOOD 12-A SEWER RESERVE	06/07/12				6,090.80				
RAVENSWOOD 06-A WATER REVENUE	04/25/06	3.000%	733,958	557,732	11,780.07	2027	36/91	MBC - UNB	S&J
RAVENSWOOD 99 WATER REF REVENUE	03/30/99	5.000%	485,000	175,000	37,542.63	2017	07/01	MBC-UB:BH	VLF
RAVENSWOOD 06-A WATER RESERVE	04/25/06				31,765.19				
RED SULPHUR PSD 02-A WATER & SEWER RES	07/11/02				41,623.10				
RED SULPHUR PSD 03-A WATER & SEWER RES	07/21/03				37,879.63				
RED SULPHUR PSD 05-A WATER & SEWER REV	08/11/05	0.000%	4,150,000	3,517,881	9,160.96	2045	36/91	MBC - UNB	S&J
RED SULPHUR PSD 05-A WATER & SEWER RES	08/11/05				64,130.58				
RED SULPHUR PSD 06-A WATER & SEWER RES	11/06/06				25,857.73				
RED SULPHUR PSD 06-B WATER & SEWER REV	11/06/06	0.000%	473,000	473,000	58,327.77	2046	36/91	MBC - UNB	S&J
RED SULPHUR PSD 06-B WATER & SEWER RES	11/06/06				13,142.42				
RED SULPHUR PSD 11-A WATER & SEWER RES	03/17/11				1,133.39				
RED SULPHUR PSD 87-A WATER & SEWER REV	11/16/87	8.380%	738,647	523,845	26,764.73	2026	10/04	MBC - BNY	S&J
RED SULPHUR PSD 87-A WATER & SEWER RES	11/16/87				64,955.91				
RED SULPHUR PSD 87-B WATER & SEWER REV	11/16/87	0.000%	181,173	66,748	3,580.15	2026	10/	MBC - BNY2	S&J
RED SULPHUR PSD 87-B WATER & SEWER RES	11/16/87				4,769.36				
REEDSVILLE 01 SEWER RESERVE	08/22/01				12,975.47				
REEDSVILLE 12-A SEWER REVENUE	03/15/12	0.000% - 0.5%AF	#1,770,000	726,957	0.00	2051	36/91	MBC - DEP	S&J
REEDSVILLE 12-A SEWER RESERVE	03/15/12				0.00				
REEDY 83 WATER RESERVE	09/19/83				4,285.29				
RICHWOOD 02 WATER & SEWER REVENUE	12/18/02	0.000% - +0.5%AF	682,314	454,874	4,883.12	2033	36/91	MBC - DEP	BRM
RICHWOOD 02 WATER & SEWER RESERVE	12/18/02				24,958.23				
RICHWOOD 09-A WATER & SEWER REVENUE	09/02/09	0.000%	1,308,155	1,223,755	2,812.77	2049	36/91	MBC - UNB	S&J
RICHWOOD 09-A WATER & SEWER RESERVE	09/02/09				8,729.84				
RIDGELEY 03-A SEWER REVENUE	03/11/03	0.000% - +0.5%AF	665,979	466,179	349.43	2034	36/91	MBC - DEP	S&J
RIDGELEY 03-A SEWER RESERVE	03/11/03				19,435.96				
RIDGELEY 88-A SEWER REVENUE	08/04/88	9.000%	159,327	123,480	4,514.88	2028	10/04	MBC - BNY	S&J
RIDGELEY 88-A SEWER RESERVE	08/04/88				14,856.21				
RIDGELEY 88-B SEWER REVENUE	08/04/88	0.000%	39,832	16,349	511.47	2028	10/	MBC - BNY2	S&J
RIDGELEY 88-B SEWER RESERVE	08/04/88				1,034.40				

ACCOUNT NAME	ISSUE DATE	INTEREST RATE	ORIGINAL ISSUE	OUTSTANDING (06/30/13)	ACCT - BAL (06/30/13)	LAST DEBT	DEBT MONTH	PAYING AGENT	BOND I COUNSEL
RIPLEY 89-A SEWER REVENUE	12/28/89	7.850%	487,262	362,346	22,657.88	2028	10/04	MBC - BNY	G&G
RIPLEY 89-A SEWER RESERVE	12/28/89				40,596.04				
RIPLEY 89-B SEWER REVENUE	12/28/89	0.000%	22,738	9,574	792.65	2028	10/	MBC - BNY2	G&G
RIPLEY 89-B SEWER RESERVE	12/28/89				973.30				
RIPLEY 08 WATER REFUNDING REVENUE	10/08/08	4.250%	339,000	177,442	5,654.95	2017	99/99	MBC-MVB:BH	BRM
RIPLEY 07-A WATER RESERVE	01/23/07				63,583.14				
RIPLEY 07-B WATER RESERVE	01/23/07				51,786.46				
RIVER ROAD PSD 01 WATER REVENUE	10/25/01	2.000% - +1.0%AF	1,068,500	533,760	11,810.75	2022	36/91	MBC - BPH	S&J
RIVER ROAD PSD 01 WATER RESERVE	10/25/01				64,977.33				
RIVESVILLE 11-A WATER REVENUE	10/12/11	0.000%	#2,585,276	2,576,507	5,632.67	2051	36/91	MBC - UNB	S&J
RIVESVILLE 11-A WATER RESERVE	10/12/11				563.27				
ROANE COUNTY SCHOOLS 03 REF GO	11/01/03	2.500% - 3.750%	2,900,000	580,000	100,787.74	2015	05/11	MBC - DTC	G&G
ROANE COUNTY SCHOOLS 03 REF GO SPEC SURP	11/01/03				1.06				
ROANE COUNTY SCHOOLS 03 REF GO SUR COL	11/01/03				231,449.50				
ROMNEY 01 SEWER REF REVENUE	09/13/01	4.800% - ADJUST	659,000	302,101	9,245.03	2019	99/99	MBC-SUMMIT CM B	BRM
ROMNEY 01 SEWER REF RESERVE	09/13/01				54,592.81				
ROMNEY 06-A SEWER REF REVENUE	08/08/06	0.000%	2,880,000	2,468,556	6,241.59	2046	36/91	MBC - UNB	S&J
ROMNEY 06-A SEWER REF RESERVE	08/08/06				41,969.51				S&J
ROMNEY 82-B SEWER REVENUE	07/28/82	0.000%	195,500	36,987	4,423.11	2019	10/	MBC - BNY2	S&J
ROMNEY 12-A WATER RESERVE	03/16/12				1,167.76				
ROMNEY 12-B WATER RESERVE	03/16/12				116.90				
ROMNEY 97-B WATER REVENUE	08/25/97	0.000%	1,424,038	817,673	10,785.97	2037	36/91	MBC - UNB	S&J
ROMNEY 97-B WATER RESERVE	08/25/97				36,775.96				
RONCEVERTE 08 SEWER REVENUE	12/10/08	0.000%	#1,300,000	610,046	19,095.63	2020	99/99	MBC - PVB	BRM
RONCEVERTE 08 SEWER RESERVE	12/10/08				142,965.71				BRM
RONCEVERTE 08-A WATER REVENUE	09/05/08	0.000% - +0.5%AF	2,000,000	1,783,329	6,396.40	2040	36/91	MBC - BPH	S&J
RONCEVERTE 08-A WATER RESERVE	09/05/08				22,254.12				
ROWLESBURG 06-A WATER RESERVE	10/13/06				12,871.22				
ROWLESBURG 11-A WATER REVENUE	07/22/11	0.000%	#525,000	507,336	1,129.36	2051	36/91	MBC - UNB	S&J
ROWLESBURG 11-A WATER RESERVE	07/22/11				1,129.62				
SALEM 95-A SEWER REVENUE	06/27/95	0.000% - +1.0%AF	3,150,000	511,875	13,550.64	2016	36/91	MBC - DEP	S&J
SALEM 95-A SEWER RESERVE	06/27/95				157,511.99				

ACCOUNT NAME	ISSUE DATE	INTEREST RATE	ORIGINAL ISSUE	OUTSTANDING (06/30/13)	ACCT - BAL (06/30/13)	LAST DEBT	DEBT MONTH	PAYING AGENT	BOND I COUNSEL
SALEM 95-B SEWER RESERVE	06/27/95				105,253.54				
SALEM 10-A WATER REVENUE	01/14/10	0.000%	#900,000	847,500	2,386.17	2041	36/91	MBC - BPH	S&J
SALEM 10-A WATER RESERVE	01/14/10				5,503.93				
SALT ROCK SEWER PSD 03-A SEWER REVENUE	07/31/03	0.000% - +0.5%AF	2,050,000	1,587,090	16,691.50	2043	36/91	MBC - DEP	S&J
SALT ROCK SEWER PSD 03-A SEWER RESERVE	07/31/03				62,212.09				
SALT ROCK SEWER PSD 03-B SEWER REVENUE	07/31/03	5.000%	60,000	54,201	3,349.06	2042	10/04	MBC - BBT	S&J
SALT ROCK SEWER PSD 03-B SEWER RESERVE	07/31/03				3,556.79				
SALT ROCK SEWER PSD 04 SEWER R&R	12/29/04				119.35				
SALT ROCK SEWER PSD 04-A SEWER REVENUE	12/29/04	0.000% - +0.5%AF	11,068,062	9,114,874	55,314.41	2044	36/91	MBC - DEP	S&J
SALT ROCK SEWER PSD 04-A SEWER RESERVE	12/29/04				255,707.09				
SALT ROCK SEWER PSD 04-B SEWER REVENUE	12/29/04	0.000%	7,500,000	6,176,471	46,089.84	2044	36/91	MBC - UNB	S&J
SALT ROCK SEWER PSD 04-B SEWER RESERVE	12/29/04				143,255.06				
SALT ROCK SEWER PSD 87-A SEWER REVENUE	04/15/87	8.380%	1,185,479	840,738	53,078.36	2026	10/04	MBC - BNY	S&J
SALT ROCK SEWER PSD 87-A SEWER RESERVE	04/15/87				104,295.09				
SALT ROCK SEWER PSD 87-B SEWER REVENUE	04/15/87	0.000%	290,771	107,126	6,380.87	2026	10/	MBC - BNY2	S&J
SALT ROCK SEWER PSD 87-B SEWER RESERVE	04/15/87				7,656.63				
SALT ROCK SEWER PSD 90-A SEWER REVENUE	03/02/90	7.850%	248,408	189,616	9,998.42	2029	10/04	MBC - BNY	S&J
SALT ROCK SEWER PSD 90-A SEWER RESERVE	03/02/90				20,590.70				
SALT ROCK SEWER PSD 90-B SEWER REVENUE	03/02/90	0.000%	11,592	5,053	249.85	2029	10/	MBC - BNY2	S&J
SALT ROCK SEWER PSD 90-B SEWER RESERVE	03/02/90				298.30				
SALT ROCK WATER PSD 00-A WATER REVENUE	09/21/00	AF+4.5%- 5.875%	9,300,000	8,115,000	129,068.41	2040	06/12	MBC - BNY	S&J
SALT ROCK WATER PSD 00-A WATER RESERVE	09/21/00		LTR/CREDIT		0.00				
SALT ROCK WATER PSD 00-B WATER REVENUE	09/21/00	0.000%	3,000,000	2,096,143	7,170.04	2040	36/91	MBC - UNB	S&J
SALT ROCK WATER PSD 00-B WATER RESERVE	09/21/00		LTR/CREDIT		0.00				
SALT ROCK WATER PSD 08-A WATER REVENUE	12/19/08	0.000%	296,800	271,736	647.94	2048	36/91	MBC - UNB	S&J
SALT ROCK WATER PSD 08-A WATER RESERVE	12/19/08		LTR/CREDIT		1,784.99				
SCOTTS RUN PSD 03-A SEWER REVENUE	11/25/03	0.000% - +0.5%AF	#8,111,813	6,457,407	20,609.79	2043	36/91	MBC - DEP	G&G
SCOTTS RUN PSD 09-A SEWER REVENUE	12/18/09	0.000% - +.25%AF	1,688,394	1,611,142	3,888.71	2049	36/91	MBC - DEP	S&J
SCOTTS RUN (NEW HILL) PSD 91-A SEWER REV	12/20/91	7.750%	137,568	110,256	5,215.84	2031	10/04	MBC - BNY	BRM
SCOTTS RUN (NEW HILL) PSD 91-B SEWER REV	12/20/91	0.000%	4,586	2,234	123.08	2031	10/	MBC - BNY2	BRM
SCOTTS RUN PSD 03-A SEWER RESERVE	11/25/03				197,773.20				
SCOTTS RUN PSD 09-A SEWER RESERVE	12/18/09				8,098.89				

ACCOUNT NAME	ISSUE DATE	INTEREST RATE	ORIGINAL ISSUE	OUTSTANDING (06/30/13)	ACCT - BAL (06/30/13)	LAST DEBT	DEBT MONTH	PAYING AGENT	BOND I COUNSEL
SCOTTS RUN (NEW HILL) PSD 91-A SEWER RES	12/20/91				11,303.68				
SCOTTS RUN (NEW HILL) PSD 91-B SEWER RES	12/20/91				138.74				
SHADY SPRING PSD 02-A SEWER REVENUE	03/08/02	0.000% - +0.5%AF	2,419,905	1,633,431	7,230.00	2033	36/91	MBC - DEP	JTP
SHADY SPRING PSD 02-A SEWER RESERVE	03/08/02				80,663.68				
SHADY SPRING PSD 05-A SEWER REVENUE	12/13/05	0.000%	2,875,000	2,458,881	6,304.23	2045	36/91	MBC - UNB	JTP
SHADY SPRING PSD 05-A SEWER RESERVE	12/13/05				42,252.57				JTP
SHADY SPRING PSD 05-B SEWER REVENUE	12/19/05	0.000% - +0.5%AF	3,078,043	2,632,521	7,394.67	2045	36/91	MBC - DEP	JTP
SHADY SPRING PSD 05-B SEWER RESERVE	12/19/05				81,003.83				
SHADY SPRING PSD 10 SEWER REVENUE	10/12/10	0.000% - +0.5%AF	#2,422,826	2,321,871	7,238.60	2042	36/91	MBC - DEP	BRM
SHADY SPRING PSD 10 SEWER RESERVE	10/12/10				10,774.20				
SHADY SPRING PSD 82-B SEWER REVENUE	08/12/82	0.000%	795,515	154,683	16,574.90	2019	10/	MBC - BNY2	H&P
SHADY SPRING PSD 94-A SEWER REVENUE	06/08/94	0.000%	170,532	14,917	716.89	2015	36/91	MBC - DEP	H&P
SHADY SPRING PSD 94-A SEWER RESERVE	06/08/94				8,525.00				
SHADY SPRING PSD 96-A SEWER REVENUE	04/25/96	2.000% - +1.0%AF	151,800	28,967	1,127.70	2016	36/91	MBC - DEP	H&P
SHADY SPRING PSD 96-A SEWER RESERVE	04/25/96				9,228.27				
SHADY SPRING PSD 97-C SEWER REVENUE	06/24/97	0.000% - +1.0%AF	2,197,304	576,792	10,082.37	2018	36/91	MBC - DEP	H&P
SHADY SPRING PSD 97-C SEWER RESERVE	06/24/97				109,864.53				
SHADY SPRING PSD 97-D SEWER REF REVENUE	06/24/97	6.250%	3,056,955	2,549,277	79,240.92	2035	10/04	MBC - BNY	H&P
SHADY SPRING PSD 97-D SEWER REF RESERVE	06/24/97				211,872.16				H&P
SHADY SPRING PSD 98-A SEWER REVENUE	11/25/98	0.000% - +1.0%AF	1,202,100	405,709	5,515.40	2020	36/91	MBC - DEP	JTP
SHADY SPRING PSD 98-A SEWER RESERVE	11/25/98				60,105.23				
SHADY SPRING PSD 98-B SEWER REVENUE	12/17/98	0.000% - +1.0%AF	839,000	241,213	3,848.51	2019	36/91	MBC - DEP	JTP
SHADY SPRING PSD 98-B SEWER RESERVE	12/17/98				41,949.65				
SHADY SPRING PSD 99-A SEWER REVENUE	03/18/99	0.000% - +1.0%AF	752,000	253,800	3,449.81	2020	36/91	MBC - DEP	JTP
SHADY SPRING PSD 99-A SEWER RESERVE	03/18/99				37,600.38				
SHADY SPRING PSD 99-B SEWER REVENUE	03/18/99	5.750%	165,000	140,042	4,036.38	2037	10/04	MBC - BBT	JTP
SHADY SPRING PSD 99-B SEWER RESERVE	03/18/99				10,698.14				
SHEPHERDSTOWN 10-A SEWER REVENUE	11/22/10	0.000% - +0.5%AF	9,172,697	8,866,937	27,455.93	2042	36/91	MBC - DEP	BRM
SHEPHERDSTOWN 10-A SEWER RESERVE	11/22/10				33,137.79				
SHEPHERDSTOWN 03 WATER DEPRECIATION	06/13/03				312,565.30				
SHEPHERDSTOWN 03-A WATER REVENUE	06/13/03	0.000% - +1.0%AF	#699,459	477,957	5,418.55	2033	36/91	MBC - BPH	BRM
SHEPHERDSTOWN 03-A WATER RESERVE	06/13/03				23,388.23				

ACCOUNT NAME	ISSUE DATE	INTEREST RATE	ORIGINAL ISSUE	OUTSTANDING (06/30/13)	ACCT - BAL (06/30/13)	LAST DEBT	DEBT MONTH	PAYING AGENT	BOND I COUNSEL
SHEPHERDSTOWN 03-B WATER REVENUE	06/13/03	2.000% - +1.0%AF	1,300,541	778,879	17,072.83	2024	36/91	MBC - BPH	BRM
SHEPHERDSTOWN 03-B WATER RESERVE	06/13/03				76,949.82				
SHEPHERDSTOWN 12 WATER REVENUE	07/19/12	1.000%	#4,000,000	1,703,765	0.00	2052	36/91	MBC - UNB	BRM
SHEPHERDSTOWN 12 WATER RESERVE	07/19/12				0.00				
SHINNSTON 10-A SEWER RESERVE	10/25/10				8,942.11				
SHINNSTON 90-A SEWER REVENUE	03/29/90	7.850%	2,245,223	1,713,847	86,751.49	2029	10/04	MBC - BNY	S&J
SHINNSTON 90-A SEWER RESERVE	03/29/90				186,019.70				
SHINNSTON 90-B SEWER REVENUE	03/29/90	0.000%	104,777	45,672	2,238.75	2029	10/	MBC - BNY2	S&J
SHINNSTON 90-B SEWER RESERVE	03/29/90				2,687.52				
SHINNSTON 05-A WATER RESERVE	11/17/05				114,762.29				
SHORT LINE PSD 05-A WATER REVENUE	08/24/05	0.000%	1,274,183	1,065,983	2,777.92	2045	36/91	MBC - UNB	S&J
SHORT LINE PSD 05-A WATER RESERVE	08/24/05				21,329.60				
SHORT LINE PSD 10-A WATER REVENUE	04/06/10	0.000%	#600,000	565,216	1,285.73	2050	36/91	MBC - UNB	S&J
SHORT LINE PSD 10-A WATER RESERVE	04/06/10				15,389.26				
SHORT LINE PSD 73-A WATER RESERVE	11/06/73				29,752.32				S&J
SHORT LINE PSD 73-B WATER RESERVE	11/06/73				8,154.93				S&J
SHORT LINE PSD 74 WATER RESERVE	09/12/74				1,963.28				S&J
SHORT LINE PSD 90 WATER RESERVE	05/09/91				7,105.69				S&J
SISSONVILLE PSD 01 SEWER REF REVENUE	12/28/01	5.250% - 6.000%	1,440,000	1,005,000	53,677.93	2025	10/04	MBC - DTC	G&G
SISSONVILLE PSD 01 SEWER REF RESERVE	12/28/01				57,905.44				
SISSONVILLE PSD 03-A SEWER REVENUE	06/17/03	2.000% - +1.0%AF	1,313,000	802,284	7,241.32	2024	36/91	MBC - DEP	G&G
SISSONVILLE PSD 03-A SEWER RESERVE	06/17/03				81,030.22				
SISTERSVILLE 13-A SEWER REVENUE	02/27/13	0.000% - +0.5%AF	#203,000	118,683	0.00	2052	36/91	MBC - DEP	S&J
SISTERSVILLE 13-A SEWER RESERVE	02/27/13				0.00				
SISTERSVILLE 90-A SEWER REVENUE	03/01/90	7.850%	1,057,749	438,445	60,940.48	2018	10/04	MBC - BNY	JK
SISTERSVILLE 90-A SEWER RESERVE	03/01/90				94,466.88				
SISTERSVILLE 90-B SEWER REVENUE	03/01/90	0.000%	49,361	10,577	1,804.20	2018	10/	MBC - BNY2	JK
SISTERSVILLE 90-B SEWER RESERVE	03/01/90				1,795.43				
SISTERSVILLE 03 WATER REF REVENUE	11/21/03	3.350% - 5.500%	910,000	470,000	11,658.85	2020	06/12	MBC - DTC	S&J
SISTERSVILLE 03 WATER REF RESERVE	11/21/03				84,407.85				
SISTERSVILLE 10-A WATER RESERVE	02/26/10				3,118.49				
SMITHERS 03-A SEWER RESERVE	11/06/03				21,572.91				

ACCOUNT NAME	ISSUE DATE	INTEREST RATE	ORIGINAL ISSUE	OUTSTANDING (06/30/13)	ACCT - BAL (06/30/13)	LAST DEBT	DEBT MONTH	PAYING AGENT	BOND I COUNSEL
SMITHERS 03-B SEWER REVENUE	11/06/03	0.000%	800,000	632,680	2,342.70	2043	36/91	MBC - UNB	G&G
SMITHERS 03-B SEWER RESERVE	11/06/03				16,538.43				
SOPHIA 07-A SEWER REVENUE	10/23/07	3.000%	#767,031	640,033	11,630.96	2029	36/91	MBC - UNB	S&J
SOPHIA 07-A SEWER RESERVE	10/23/07				43,982.80				&J
SOPHIA 95 SEWER REVENUE	07/24/95	6.750%	156,705	127,617	6,021.03	2033	10/04	MBC - BNY	G&G
SOPHIA 95 SEWER RESERVE	07/24/95				11,564.12				
SOUTH CHARLESTON 03-A SEWER REVENUE	09/05/03	2.000% - +1.0%AF	4,567,360	2,905,376	59,198.65	2024	36/91	MBC - DEP	JK
SOUTH CHARLESTON 03-A SEWER RESERVE	09/05/03				283,497.09				
SOUTH CHARLESTON 04-B SEWER REVENUE	06/18/04	0.000% - +0.5%AF	1,072,997	724,985	42,875.59	2032	36/91	MBC - DEP	JK
SOUTH CHARLESTON 04-B SEWER RESERVE	06/18/04				38,704.25				
SOUTH CHARLESTON 86-B SEWER REVENUE	08/29/86	0.000%	378,985	126,328	16,438.36	2025	10/	MBC - BNY2	JK
SOUTH CHARLESTON 86-B SEWER RESERVE	08/29/86				9,727.36				
SOUTH CHARLESTON 99-A SEWER REVENUE	05/25/99	2.000% - +1.0%AF	605,854	232,002	10,042.28	2020	36/91	MBC - DEP	JK
SOUTH CHARLESTON 99-A SEWER RESERVE	05/25/99				36,862.52				
SOUTHERN JACKSON CTY PSD 02 SEWER REV	05/30/02	0.000%	2,888,924	2,185,699	13,128.25	2042	36/91	MBC - UNB	G&G
SOUTHERN JACKSON CTY PSD 02 SEWER RES	05/30/02				74,756.71				
SOUTHERN JACKSON CTY PSD 01 A&B W RES	12/21/01				39,554.82				
SOUTHERN JACKSON CTY PSD 05 WATER RES	09/23/05				35,034.81				
SOUTHERN JACKSON CTY PSD 13 WATER REV	02/14/13	0.000% - +1.0%AF	#3,140,000	781,510	0.00	2044	36/91	MBC - BPH	JK
SOUTHERN JACKSON CTY PSD 13 WATER RES	02/14/13				0.00				
SOUTHERN JACKSON CTY PSD 77 WATER RES	03/13/78				27,726.47				
SOUTHERN JACKSON CTY PSD 91 WATER RES	03/18/91				9,622.57				
SOUTHERN JACKSON CTY PSD 97 WATER RES	02/27/97				29,492.63				
SOUTHERN JACKSON CTY PSD 98-A WATER REV	05/22/98	0.000%	380,000	239,618	2,842.84	2038	36/91	MBC - UNB	JK
SOUTHERN JACKSON CTY PSD 98-A WATER RES	05/22/98				9,691.64				
SOUTHWESTERN WATER PSD 10-A W RESERVE	03/12/10				39,159.13				
SOUTHWESTERN WATER PSD 10-B W REVENUE	03/12/10	0.000% - +1.0%AF	6,100,000	5,744,162	19,512.33	2041	36/91	MBC - BPH	S&J
SOUTHWESTERN WATER PSD 10-B W RESERVE	03/12/10				37,304.73				
SPENCER 00 SEWER RESERVE	08/24/00				17,942.19				
SPENCER 09 WATER RESERVE	10/08/09				22,069.76				
SPENCER 10 WATER RESERVE	05/05/10				5,181.06				
SPENCER 12 WATER RESERVE	09/13/12				0.00				

ACCOUNT NAME	ISSUE DATE	INTEREST RATE	ORIGINAL ISSUE	OUTSTANDING (06/30/13)	ACCT - BAL (06/30/13)	LAST DEBT	DEBT MONTH	PAYING AGENT	BOND I COUNSEL
SPENCER 91 TAXABLE WATER RESERVE	12/09/91				21,562.11				
SPENCER 93 WATER RESERVE	03/18/93				17,687.63				
SPENCER 98 WATER RESERVE	06/05/98				48,760.83				
SPRING VALLEY PSD 01-A SEWER REVENUE	02/01/01	2.000% - +1.0%AF	820,500	399,452	18,634.83	2022	36/91	MBC - DEP	JK
SPRING VALLEY PSD 01-A SEWER RESERVE	02/01/01				49,917.48				
SPRING VALLEY PSD 97-A SEWER REVENUE	02/19/97	2.000% - +1.0%AF	74,329	17,167	1,726.22	2017	36/91	MBC - DEP	JK
SPRING VALLEY PSD 97-A SEWER RESERVE	02/19/97				4,480.31				
ST ALBANS 00-B WATER & SEWER REVENUE	03/15/00	2.000% - +1.0%AF	16,281,000	8,133,044	179,744.48	2022	36/91	MBC - DEP	S&J
ST ALBANS 00-B WATER & SEWER RESERVE	03/15/00				989,787.96				
ST ALBANS 00-C WATER & SEWER REVENUE	03/15/00	5.800%	225,000	120,799	12,587.58	2020	10/04	MBC - BBT	S&J
ST ALBANS 00-C WATER & SEWER RESERVE	03/15/00				19,317.70				
ST ALBANS 08-A WATER & SEWER REVENUE	12/03/08	4.370%	2,735,000	2,308,796	34,248.58	2028	99/99	MBC-BBT:BH	S&J
ST ALBANS 08-A WATER & SEWER RESERVE	12/03/08				205,501.73				
ST ALBANS 10-A WATER & SEWER REVENUE	12/23/10	6.750% - 8.500%	8,270,000	8,270,000	346,059.85	2040	12/06	MBC - DTC	S&J
ST ALBANS 10-A WATER & SEWER RESERVE	12/23/10				434,231.04				S&J
ST ALBANS 10-B WATER & SEWER REVENUE	12/23/10	4.500%	150,000	70,000	71,486.35	2013	12/06	MBC - DTC	S&J
ST MARYS 06-A WATER & SEWER REVENUE	07/10/06	0.500%	1,581,250	1,282,908	4,922.96	2036	36/91	MBC - UNB	JK
ST MARYS 06-A WATER & SEWER RESERVE	07/10/06				34,611.69				
ST MARYS 08-A WATER & SEWER REF RESERVE	11/05/08				63,444.36				
ST MARYS 08-B WATER & SEWER REF RESERVE	11/05/08				14,940.17				
ST MARYS 09-A WATER & SEWER REVENUE	11/20/09	0.000% - +1.0%AF	3,057,992	2,790,417	27,826.90	2031	36/91	MBC - DEP	JK
ST MARYS 09-A WATER & SEWER RESERVE	11/20/09				29,327.45				JK
ST MARYS 12-A WATER & SEWER REVENUE	01/05/12	0.000% - +0.5%AF	#3,536,500	2,621,511	0.00	2043	36/91	MBC - DEP	JK
ST MARYS 12-A WATER & SEWER RESERVE	01/05/12				0.00				
ST MARYS 12-B WATER & SEWER REVENUE	01/05/12	2.000% - +0.5%AF	#4,203,500	3,361,421	0.00	2033	36/91	MBC - BPH	JK
ST MARYS 12-B WATER & SEWER RESERVE	01/05/12				0.00				
ST MARYS 96-B WATER & SEWER REVENUE	11/13/96	2.000% - +1.0%AF	128,000	31,627	2,058.65	2017	36/91	MBC - DEP	JK
ST MARYS 96-B WATER & SEWER RESERVE	11/13/96				7,782.70				
ST MARYS 98-A WATER & SEWER REVENUE	06/18/98	5.750%	554,000	235,000	34,262.59	2018	10/04	MBC - BBT	JK
ST MARYS 98-A WATER & SEWER RESERVE	06/18/98				47,753.06				
STONEWOOD 09-A WATER RESERVE	04/24/09				9,185.93				
STONEWOOD 09-B WATER RESERVE	04/24/09				8,748.61				

ACCOUNT NAME	ISSUE DATE	INTEREST RATE	ORIGINAL ISSUE	OUTSTANDING (06/30/13)	ACCT - BAL (06/30/13)	LAST DEBT	DEBT MONTH	PAYING AGENT	BOND I COUNSEL
SUGAR CREEK PSD 10-A WATER REVENUE	01/07/10	0.000%	312,500	289,055	1,686.45	2041	36/91	MBC - BPH	S&J
SUGAR CREEK PSD 10-A WATER RESERVE	01/07/10				2,520.38				
SUGAR CREEK PSD 11-A WATER REVENUE	10/06/11	0.000%	#1,100,000	1,073,103	2,396.67	2051	36/91	MBC - UNB	S&J
SUGAR CREEK PSD 11-A WATER RESERVE	10/06/11				28,795.13				
SUMMERSVILLE 02-A WATER & SEWER REVENUE	12/18/02	0.000%	4,661,505	3,618,800	27,086.17	2042	36/91	MBC - UNB	S&J
SUMMERSVILLE 02-A WATER & SEWER RESERVE	12/18/02				109,587.45				
SUMMERSVILLE 02-B WATER & SEWER REVENUE	12/18/02	0.000% - +1.0%AF	2,388,495	1,711,755	20,208.48	2034	36/91	MBC - BPH	S&J
SUMMERSVILLE 02-B WATER & SEWER RESERVE	12/18/02				71,126.16				
SUMMERSVILLE 07-A WATER & SEWER REVENUE	05/15/07	0.000%	8,682,265	7,441,929	25,840.11	2037	36/91	MBC - UNB	BRM
SUMMERSVILLE 07-A WATER & SEWER RESERVE	05/15/07				126,677.19				
SUMMERSVILLE 07-B WATER & SEWER REVENUE	05/15/07	0.000% - +0.5%AF	#2,000,000	1,703,696	6,592.53	2036	36/91	MBC - DEP	BRM
SUMMERSVILLE 07-B WATER & SEWER RESERVE	05/15/07				30,262.93				
SUMMERSVILLE 09-A WATER & SEWER RESERVE	11/12/09				17,947.70				
SUMMERSVILLE 09-B WATER & SEWER RESERVE	11/12/09				899.15				
SUMMERSVILLE 12-A WATER & SEWER REVENUE	04/02/12	1.000%	1,128,609	1,105,365	2,869.64	2052	36/91	MBC - UNB	S&J
SUMMERSVILLE 12-A WATER & SEWER RESERVE	04/02/12				3,732.80				
SUMMERSVILLE 90-A WATER & SEWER REVENUE	04/06/90	7.850%	281,848	215,143	12,820.59	2029	10/04	MBC - BNY	V&W
SUMMERSVILLE 90-A WATER & SEWER RESERVE	04/06/90				23,360.76				
SUMMERSVILLE 90-B WATER & SEWER REVENUE	04/06/90	0.000%	13,152	5,733	600.78	2029	10/	MBC - BNY2	V&W
SUMMERSVILLE 90-B WATER & SEWER RESERVE	04/06/90				349.30				
SUMMERSVILLE 91-A WATER & SEWER REVENUE	08/13/91	8.100%	790,057	611,562	36,681.70	2029	10/04	MBC - BNY	V&W
SUMMERSVILLE 91-A WATER & SEWER RESERVE	08/13/91				67,515.06				
SUMMERSVILLE 91-B WATER & SEWER REVENUE	08/13/91	0.000%	35,671	15,958	1,278.37	2029	10/	MBC - BNY2	V&W
SUMMERSVILLE 91-B WATER & SEWER RESERVE	08/13/91				940.33				
SUMMERSVILLE 98-A WATER & SEWER REVENUE	01/06/98	0.000%	639,000	401,423	5,880.97	2037	36/91	MBC - UNB	V&W
SUMMERSVILLE 98-A WATER & SEWER RESERVE	01/06/98				16,710.37				
SUN VALLEY PSD 01-A SEWER REF REVENUE	10/18/01	0.000%	1,073,405	744,804	4,249.92	2038	36/91	MBC - UNB	S&J
SUN VALLEY PSD 01-A SEWER REF RESERVE	10/18/01				29,220.54				
SUN VALLEY PSD 10-A SEWER RESERVE	07/13/10				5,125.92				
SUN VALLEY PSD 10-B SEWER REVENUE	07/13/10	0.000%	3,200,000	3,095,421	6,971.35	2050	36/91	MBC - UNB	JK
SUN VALLEY PSD 10-B SEWER RESERVE	07/13/10				12,015.14				
SUN VALLEY PSD 97-A SEWER REVENUE	04/10/97	0.000%	853,000	526,201	1,999.43	2037	36/91	MBC - UNB	S&J

ACCOUNT NAME	ISSUE DATE	INTEREST RATE	ORIGINAL ISSUE	OUTSTANDING (06/30/13)	ACCT - BAL (06/30/13)	LAST DEBT	DEBT MONTH	PAYING AGENT	BOND I COUNSEL
SUN VALLEY PSD 97-A SEWER RESERVE	04/10/97				22,159.18				
SUN VALLEY PSD 10-A WATER RESERVE	01/14/10				16,914.27				
SUN VALLEY PSD 10-B WATER REVENUE	01/14/10	0.000%	300,000	280,000	832.56	2041	36/91	MBC - BPH	BRM
SUN VALLEY PSD 10-B WATER RESERVE	01/14/10				1,584.26				
TAYLOR COUNTY SCHOOLS 03 GO SUR COL	08/01/03				103.92				
TAYLOR COUNTY SCHOOLS 04 GO ESCROW	03/01/04	2.500%	3,080,000	1,485,000	1,543,379.12	2019	05/11	MBC - DTC	S&J
TAYLOR COUNTY SCHOOLS 04 GO SUR COL	03/01/04				36.72				
TAYLOR COUNTY SCHOOLS 12 REF GO	09/25/12	3.000%	6,130,000	5,295,000	49,085.59	2019	05/11	MBC - DTC	S&J
TAYLOR COUNTY SCHOOLS 12 REF GO SUR COL	09/25/12				251,212.35				
TAYLOR COUNTY SCHOOLS 12 REF SPEC SURP	09/25/12				24.01				
TAYLOR CTY PSD 04-A WATER REVENUE	12/10/04	0.000%	1,310,000	1,070,261	2,999.48	2044	36/91	MBC - UNB	S&J
TAYLOR CTY PSD 04-A WATER RESERVE	12/10/04				24,755.92				
TAYLOR CTY PSD 04-B WATER REVENUE	12/10/04	0.000%	378,397	290,104	1,105.50	2036	36/91	MBC - UNB	S&J
TAYLOR CTY PSD 04-B WATER RESERVE	12/10/04				9,117.36				
TAYLOR CTY PSD 05-A WATER REF RESERVE	05/16/05				100,971.93				
TAYLOR CTY PSD 07-A WATER RESERVE	05/24/07				23,974.68				
TENNERTON PSD 01-A SEWER RESERVE	09/13/01				30,556.80				
TENNERTON PSD 08-A SEWER RESERVE	04/17/08				23,782.32				
TENNERTON PSD 86-B SEWER REVENUE	03/12/86	0.000%	169,883	58,118	5,803.27	2025	10/	MBC - BNY2	VWL
TENNERTON PSD 86-B SEWER RESERVE	03/12/86				9,246.08				
TENNERTON PSD 97-A SEWER REVENUE	09/18/97	2.000% - +1.0%AF	585,627	168,984	5,249.15	2018	36/91	MBC - DEP	S&J
TENNERTON PSD 97-A SEWER RESERVE	09/18/97				35,640.97				
TERRA ALTA 97-A SEWER SYS DESIGN REVENUE	10/07/97	2.000% - +1.0%AF	400,000	120,895	4,425.24	2018	36/91	MBC - DEP	S&J
TERRA ALTA 97-A SEWER SYS DESIGN RESERVE	10/07/97				24,342.80				
TERRA ALTA 99-A SEWER REVENUE	07/22/99	0.000% - +1.0%AF	200,000	77,500	1,101.63	2021	36/91	MBC - DEP	S&J
TERRA ALTA 99-A SEWER RESERVE	07/22/99				10,035.28				
TERRA ALTA 99-B SEWER REVENUE	07/22/99	0.000%	4,780,000	3,228,050	12,814.36	2039	36/91	MBC - UNB	S&J
TERRA ALTA 99-B SEWER RESERVE	07/22/99				128,137.82				
TERRA ALTA 10-A WATER REVENUE	02/16/10	0.000%	823,639	780,847	1,782.70	2049	36/91	MBC - UNB	S&J
TERRA ALTA 10-A WATER RESERVE	02/16/10				4,461.02				
TERRA ALTA 98-A WATER REVENUE	03/30/98	0.000%	520,000	324,586	1,559.11	2037	36/91	MBC - UNB	S&J
TERRA ALTA 98-A WATER RESERVE	03/30/98				16,169.93				

ACCOUNT NAME	ISSUE DATE	INTEREST RATE	ORIGINAL ISSUE	OUTSTANDING (06/30/13)	ACCT - BAL (06/30/13)	LAST DEBT	DEBT MONTH	PAYING AGENT	BOND I COUNSEL
THOMAS 97-A SEWER REVENUE	12/17/97	0.000%	1,500,000	751,273	0.00	2029	36/91	MBC - DEP	S&J
THOMAS 97-A SEWER RESERVE	12/17/97				37,378.92				
THOMAS 88 WATER RESERVE	04/07/88				5,264.81				S&J
THOMAS 88 WATER DEPRECIATION	04/07/88				52,591.19				
TOMLINSON PSD 04-A WATER REVENUE	03/09/04	0.000% - 0.000%	1,353,815	1,081,294	6,857.29	2044	36/91	MBC - UNB	S&J
TOMLINSON PSD 04-A WATER RESERVE	03/09/04				40,541.16				S&J
TOMLINSON PSD 04-B WATER REVENUE	03/09/04	5.000%	669,500	618,890	20,700.83	2043	10/04	MBC - BBT	S&J
TOMLINSON PSD 04-B WATER RESERVE	03/09/04				32,724.16				
TOMLINSON PSD 10-A WATER REVENUE	08/06/10	5.000%	100,000	86,311	1,569.72	2025	99/99	MBC - WESBK:BH	S&J
TOMLINSON PSD 10-A WATER RESERVE	08/06/10				2,848.91				S&J
TUNNELTON 02 SEWER RESERVE	04/19/02				16,018.40				
TUNNELTON 90 WATER RESERVE	05/03/90				27,998.82				
UNION PSD 09-A SEWER RESERVE	11/20/09				10,961.16				JK
UNION PSD 09-C SEWER REVENUE	11/20/09	0.000% - +1.0%AF	3,074,294	2,805,291	12,729.97	2031	36/91	MBC - DEP	JK
UNION PSD 09-C SEWER RESERVE	11/20/09				2,502.06				JK
UNION PSD 91-A SEWER REVENUE	08/28/91	8.100%	2,139,656	1,656,251	42,586.94	2029	10/04	MBC - BNY	JK
UNION PSD 91-A SEWER RESERVE	08/28/91				182,787.10				
UNION PSD 91-B SEWER REVENUE	08/28/91	7.750%	4,229,604	3,389,900	76,034.00	2031	10/04	MBC - BNY	JK
UNION PSD 91-B SEWER RESERVE	08/28/91				346,657.76				
UNION PSD 91-C SEWER REVENUE	08/28/91	0.000%	237,602	111,909	15,606.70	2031	10/	MBC - BNY2	JK
UNION PSD 91-C SEWER RESERVE	08/28/91				6,159.82				
UNION PSD 96-A SEWER REVENUE	04/04/96	2.000% - +1.0%AF	344,416	70,599	372.55	2016	36/91	MBC - DEP	JK
UNION PSD 96-A SEWER RESERVE	04/04/96				19,003.23				
UNION-WILLIAMS PSD 00 SEWER REVENUE	12/15/00	0.000% - +0.5%AF	412,000	247,176	5,192.78	2031	36/91	MBC - DEP	BRM
UNION-WILLIAMS PSD 00 SEWER RESERVE	12/15/00				13,783.13				
UNION-WILLIAMS PSD 04-A SEWER REVENUE	02/19/04	0.000% - +0.5%AF	15,596,291	11,567,249	199,458.64	2035	36/91	MBC - DEP	BRM
UNION-WILLIAMS PSD 04-A SEWER RESERVE	02/19/04				461,460.87				
UNION-WILLIAMS PSD 04-B SEWER REVENUE	02/19/04	0.000%	1,900,000	1,515,033	20,626.95	2043	36/91	MBC - UNB	BRM
UNION-WILLIAMS PSD 04-B SEWER RESERVE	02/19/04				45,250.80				
UNION-WILLIAMS PSD 07 SEWER REVENUE	03/29/07	0.000%	284,652	284,652	0.00	2038	36/91	MBC - UNB	BRM
UNION-WILLIAMS PSD 07 SEWER RESERVE	03/29/07				0.00				BRM
UNION-WILLIAMS PSD 91 SEWER RESERVE	04/16/91				31,892.25				

ACCOUNT NAME	ISSUE DATE	INTEREST RATE	ORIGINAL ISSUE	OUTSTANDING (06/30/13)	ACCT - BAL (06/30/13)	LAST DEBT	DEBT MONTH	PAYING AGENT	BOND I COUNSEL
UNION-WILLIAMS PSD 13 WATER REF REVENUE	05/23/13	2.000% - 4.750%	3,520,000	3,520,000	52,800.00	2037	12/06	MBC - DTC	BRM
UNION-WILLIAMS PSD 13 WATER REF RESERVE	05/23/13				140,321.41				
VALLEY FALLS PSD 06-A WATER REF RES	11/22/06				34,820.92				
VALLEY FALLS PSD 07-A WATER REVENUE	01/12/07	0.000%	4,878,315	4,116,075	25,471.52	2040	36/91	MBC - UNB	S&J
VALLEY FALLS PSD 07-A WATER RESERVE	01/12/07				78,916.93				
WALTON PSD 05 WATER RESERVE	04/14/05				3,352.71				
WALTON PSD 08 WATER RESERVE	07/03/08				1,531.72				
WAR 99-A & 99A-LOT 2 SEWER RESERVE	06/25/99				25,230.08				
WAR 99-A LOT 2 SEWER REVENUE	06/25/99	0.000%	724,274	489,124	13,102.37	2039	36/91	MBC - UNB	G&G
WAR 99-A SEWER REVENUE	06/25/99	0.000%	245,726	165,926	4,446.34	2039	36/91	MBC - UNB	G&G
WAR 08-A WATER REVENUE	06/26/08	0.000%	#215,300	189,560	454.83	2048	36/91	MBC - UNB	S&J
WAR 08-A WATER RESERVE	06/26/08				5,444.98				
WAR 11-A WATER RESERVE	01/27/11				2,244.30				
WAR 11-B WATER RESERVE	01/27/11				816.11				
WARDENSVILLE 09-A SEWER REVENUE	12/02/09	0.000% - +1.0%AF	279,782	263,531	1,420.08	2049	36/91	MBC - DEP	JK
WARDENSVILLE 09-A SEWER RESERVE	12/02/09				1,747.39				
WARDENSVILLE 79 SEWER RESERVE	07/25/80				14,787.52				
WARDENSVILLE 08-A WATER REVENUE	12/10/08	0.000% - +1.0%AF	1,550,000	1,382,079	4,922.60	2040	36/91	MBC - BPH	S&J
WARDENSVILLE 08-A WATER RESERVE	12/10/08				17,223.05				
WARM SPRINGS PSD 02-A SEWER REVENUE	06/25/02	0.000% - +0.5%AF	1,316,000	877,320	3,912.17	2033	36/91	MBC - DEP	JK
WARM SPRINGS PSD 02-A SEWER RESERVE	06/25/02				39,680.04				
WARM SPRINGS PSD 07-A SEWER REVENUE	02/28/07	0.000%	8,290,000	7,260,522	18,062.62	2046	36/91	MBC - UNB	JK
WARM SPRINGS PSD 07-A SEWER RESERVE	02/28/07				85,421.58				
WARM SPRINGS PSD 07-B SEWER REVENUE	02/28/07	0.000%	2,019,000	2,019,000	0.00	2046	36/91	MBC - UNB	JK
WARM SPRINGS PSD 07-B SEWER RESERVE	02/28/07				0.00				
WARM SPRINGS PSD 07-C SEWER REVENUE	02/28/07	0.000% - +0.5%AF	3,000,000	2,820,108	3,955.93	2038	36/91	MBC - DEP	JK
WARM SPRINGS PSD 07-C SEWER RESERVE	02/28/07				84,073.08				
WARM SPRINGS PSD 78 SEWER RESERVE	08/14/78				66,155.08				
WARM SPRINGS PSD 89 SEWER RESERVE	08/03/89				15,797.69				JK
WARM SPRINGS PSD 94 SEWER REVENUE	08/26/94	0.000%	1,423,158	160,101	5,010.75	2015	36/91	MBC - DEP	JK
WARM SPRINGS PSD 94 SEWER RESERVE	08/26/94				65,731.50				
WARM SPRINGS PSD 98 SEWER RESERVE	11/19/98				19,139.00				

ACCOUNT NAME	ISSUE DATE	INTEREST RATE	ORIGINAL ISSUE	OUTSTANDING (06/30/13)	ACCT - BAL (06/30/13)	LAST DEBT	DEBT MONTH	PAYING AGENT	BOND I COUNSEL
WAYNE 12-A SEWER RESERVE	12/17/12				0.00				
WAYNE 04-A WATER RESERVE	10/21/04				48,209.90				S&J
WAYNE 04-B WATER REVENUE	10/21/04	0.000% - +1.0%AF	#1,925,000	1,443,750	6,830.55	2035	36/91	MBC - BPH	S&J
WAYNE 04-B WATER RESERVE	10/21/04				42,854.10				
WAYNE 07-A WATER REVENUE	06/14/07	1.000%	193,394	193,394	0.00	2039	36/91	MBC - UNB	S&J
WAYNE 07-A WATER RESERVE	06/14/07				52,575.06				
WEBSTER COUNTY EDA 11-A WATER REVENUE	04/11/11	0.000%	#890,000	856,132	1,917.09	2051	36/91	MBC - UNB	S&J
WEBSTER COUNTY EDA 11-A WATER RESERVE	04/11/11				0.12				
WEIRTON 07-A SEWER REVENUE	04/11/07	2.000% - +1.0%AF	4,199,404	3,253,734	68,458.58	2028	36/91	MBC - DEP	S&J
WEIRTON 07-A SEWER RESERVE	04/11/07				255,375.65				
WEIRTON 06-A WATER REVENUE	04/25/06	2.000% - +1.0%AF	#2,555,000	2,008,421	15,525.83	2028	36/91	MBC - BPH	S&J
WEIRTON 06-A WATER RESERVE	04/25/06				79,192.29				
WEIRTON 09-A WATER REVENUE	11/19/09	2.000% - +1.0%AF	#2,496,208	2,300,182	29,457.00	2031	36/91	MBC - BPH	S&J
WEIRTON 09-A WATER RESERVE	11/19/09				29,105.30				S&J
WEIRTON 91-A WATER REVENUE	05/23/91	8.100%	4,784,000	1,493,734	351,174.18	2016	10/04	MBC - BNY	S&J
WEIRTON 91-A WATER RESERVE	05/23/91				452,256.61				
WEIRTON 91-B WATER REVENUE	05/23/91	0.000%	216,000	34,560	11,612.89	2016	10/	MBC - BNY2	S&J
WEIRTON 91-B WATER RESERVE	05/23/91				12,475.32				
WEIRTON 98-A WATER REVENUE	04/08/98	2.000% - +1.0%AF	2,190,000	750,926	13,539.72	2019	36/91	MBC - DEP	S&J
WEIRTON 98-A WATER RESERVE	04/08/98				133,179.65				
WELCH 08-A SEWER REVENUE	05/06/08	0.000% - +0.5%AF	2,000,000	1,828,946	9,620.03	2048	36/91	MBC - DEP	S&J
WELCH 08-A SEWER RESERVE	05/06/08				53,377.39				
WELCH 13-A SEWER REVENUE	05/06/13	0.000% - +0.5%AF	#4,044,246	240,411	0.00	2053	36/91	MBC - DEP	S&J
WELCH 13-A SEWER RESERVE	05/06/13				0.00				
WELCH 09-A WATER REVENUE	12/18/09	0.000%	625,000	583,328	3,432.29	2041	36/91	MBC - BPH	S&J
WELCH 09-A WATER RESERVE	12/18/09				4,518.08				
WELCH 09-C WATER REVENUE	12/18/09	0.000%	461,674	437,690	1,975.34	2049	36/91	MBC - UNB	S&J
WELCH 09-C WATER RESERVE	12/18/09				2,600.32				
WELLSBURG 10-A WATER & SEWER REVENUE	10/27/10	2.000% - +1.0%AF	215,000	197,152	1,520.28	2031	36/91	MBC - BPH	S&J
WELLSBURG 10-A WATER & SEWER RESERVE	10/27/10				2,725.41				
WELLSBURG 11-A WATER & SEWER REVENUE	02/24/11	0.000% - +0.5%AF	307,661	297,536	745.02	2050	36/91	MBC - DEP	S&J
WELLSBURG 11-A WATER & SEWER RESERVE	02/24/11				1,080.56				

ACCOUNT NAME	ISSUE DATE	INTEREST RATE	ORIGINAL ISSUE	OUTSTANDING (06/30/13)	ACCT - BAL (06/30/13)	LAST DEBT	DEBT MONTH	PAYING AGENT	BOND I COUNSEL
WELLSBURG 12-A WATER & SEWER REVENUE	03/01/12	2.000% - +1.0%AF	#2,435,000	1,992,843	0.00	2033	36/91	MBC - BPH	S&J
WELLSBURG 12-A WATER & SEWER RESERVE	03/01/12				0.00				
WELLSBURG 93 WATER & SEWER REVENUE	11/19/93	3.000%	1,185,374	115,498	8,586.39	2014	36/91	MBC - DEP	G&G
WELLSBURG 93 WATER & SEWER RESERVE	11/19/93				79,108.36				
WEST DUNBAR PSD 77-A SEWER REVENUE	07/01/77	5.625%	426,000	116,000	24,263.18	2017	07/01	FED RES-RICHMOND	JK
WEST DUNBAR PSD 77-A SEWER RESERVE	07/01/77				3,916.58				
WEST DUNBAR PSD 93 SEWER RESERVE	03/18/93				962.02				
WEST HAMLIN 07-A WATER & SEWER RESERVE	06/28/07				17,372.25				
WEST HAMLIN 80 WATER & SEWER RESERVE	12/15/80				42,495.54				
WEST UNION 02 WATER & SEWER REVENUE	08/29/02	0.000%	#810,000	606,193	4,002.63	2042	36/91	MBC - UNB	BRM
WEST UNION 02 WATER & SEWER RESERVE	08/29/02				21,216.41				
WEST UNION 98-C WATER & SEWER REVENUE	12/15/98	0.000%	2,075,000	1,365,474	10,839.36	2038	36/91	MBC - UNB	S&J
WEST UNION 98-C WATER & SEWER RESERVE	12/15/98				55,192.57				
WESTON 00-A SEWER REVENUE	12/20/00	0.000% - +0.5%AF	3,192,097	2,021,653	10,271.16	2032	36/91	MBC - DEP	JK
WESTON 00-A SEWER RESERVE	12/20/00				106,465.72				JK
WESTON 00-B SEWER REVENUE	12/20/00	0.000%	6,250,000	4,464,260	14,576.61	2040	36/91	MBC - UNB	JK
WESTON 00-B SEWER RESERVE	12/20/00				162,417.85				
WESTON 05-A SEWER REVENUE	06/24/05	0.000%	597,037	493,037	1,293.72	2045	36/91	MBC - UNB	JK
WESTON 05-A SEWER RESERVE	06/24/05				10,531.74				
WESTON 07-A SEWER REVENUE	09/18/07	0.000%	3,047,000	2,690,852	6,603.87	2047	36/91	MBC - UNB	S&J
WESTON 07-A SEWER RESERVE	09/18/07				36,579.54				
WESTON 11-A SEWER REVENUE	08/16/11	0.000%	#1,168,000	943,310	2,532.57	2051	36/91	MBC - UNB	S&J
WESTON 11-A SEWER RESERVE	08/16/11				2,512.74				
WESTON 11-B SEWER REVENUE	08/16/11	0.000% - +0.5%AF	741,679	723,136	2,234.22	2042	36/91	MBC - DEP	S&J
WESTON 11-B SEWER RESERVE	08/16/11				2,060.91				
WESTON 13-A SEWER REVENUE	02/01/13	0.000% - +0.5%AF	#636,500	374,074	0.00	2043	36/91	MBC - DEP	S&J
WESTON 13-A SEWER RESERVE	02/01/13				0.00				
WESTON 96 SEWER REVENUE	12/10/96	0.000% - +1.0%AF	1,274,287	286,713	5,848.54	2017	36/91	MBC - DEP	JK
WESTON 96 SEWER RESERVE	12/10/96				63,740.84				
WETZEL COUNTY PSD #1 06-A WATER RESERVE	06/27/06				28,524.90				
WETZEL COUNTY PSD #1 93-A WATER REVENUE	06/28/93	7.750%	154,839	124,099	6,763.70	2031	10/04	MBC - BNY	S&J
WETZEL COUNTY PSD #1 93-A WATER RESERVE	06/28/93				12,721.39				

ACCOUNT NAME	ISSUE DATE	INTEREST RATE	ORIGINAL ISSUE	OUTSTANDING (06/30/13)	ACCT - BAL (06/30/13)	LAST DEBT	DEBT MONTH	PAYING AGENT	BOND I COUNSEL
WETZEL COUNTY PSD #1 93-B WATER REVENUE	06/28/93	0.000%	5,161	2,514	570.61	2031	10/	MBC - BNY2	S&J
WETZEL COUNTY PSD #1 93-B WATER RESERVE	06/28/93				235.90				
WHEELING 03 CIVIC CENTER GO	02/01/03	3.000% - 4.750%	2,600,000	1,940,000	212,506.63	2028	05/11	MBC - DTC	S&J
WHEELING 05-A WATER & SEWER REVENUE	05/03/05	2.000% - +1.0%AF	14,500,000	10,405,557	108,319.83	2026	36/91	MBC - DEP	S&J
WHEELING 05-A WATER & SEWER RESERVE	05/03/05				590,629.34				S&J
WHEELING 06-A WATER & SEWER REVENUE	09/26/06	3.750% - 5.250%	12,000,000	10,575,000	88,431.35	2036	06/12	MBC - DTC	S&J
WHEELING 06-A WATER & SEWER RESERVE	09/26/06				775,310.07				S&J
WHEELING 10-A WATER & SEWER REVENUE ESCROW	04/22/10	2.500% - 3.500%	4,455,000	2,325,000	2,467,764.00	2016	06/12	MBC - DTC	S&J
WHEELING 10-A WATER & SEWER RESERVE	05/06/10				4,317.82				S&J
WHEELING 10-B WATER & SEWER REVENUE	12/14/10	2.000% - +1.0%AF	#8,356,000	7,678,969	53,808.54	2032	36/91	MBC - DEP	S&J
WHEELING 10-B WATER & SEWER RESERVE	12/14/10				30,575.32				S&J
WHEELING 13 WATER & SEWER REF REVENUE	05/30/13	2.125% - 5.000%	38,255,000	38,255,000	184,904.54	2043	06/12	MBC - DTC	S&J
WHEELING 13 WATER & SEWER REF RESERVE	05/30/13				2,223,423.65				
WHITE OAK PSD 92-A SEWER REVENUE	08/12/92	7.750%	319,355	255,953	11,901.86	2031	10/04	MBC - BNY	S&J
WHITE OAK PSD 92-A SEWER RESERVE	08/12/92				26,203.74				
WHITE OAK PSD 92-B SEWER REVENUE	08/12/92	0.000%	10,645	5,186	242.46	2031	10/	MBC - BNY2	S&J
WHITE OAK PSD 92-B SEWER RESERVE	08/12/92				272.85				
WHITE SULPHUR SPRINGS 09-A SEWER REVENUE	04/09/09	0.000% - +5%AF	3,874,614	3,455,207	13,588.52	2040	36/91	MBC - DEP	JK
WHITE SULPHUR SPRINGS 09-A SEWER RESERVE	04/09/09				39,873.17				
WHITE SULPHUR SPRINGS 11-B WATER REVENUE	04/14/11	0.000% - +1.0%AF	#8,000,000	7,535,692	16,290.44	2042	36/91	MBC - BPH	JK
WHITE SULPHUR SPRINGS 11-B WATER RESERVE	04/14/11				22,551.27				
WHITMER 10-A WATER REVENUE	01/21/10	0.000%	#370,000	347,262	1,027.93	2041	36/91	MBC - BPH	S&J
WHITMER 10-A WATER RESERVE	01/21/10				16,144.20				
WILDERNESS PSD 01-A WATER RESERVE	08/08/01				69,593.55				
WILDERNESS PSD 79 WATER RESERVE	05/17/79				43,612.29				
WILDERNESS PSD 92 WATER RESERVE	07/15/92				20,630.32				
WILDERNESS PSD 97 WATER RESERVE	09/18/97				41,341.56				
WILLIAMSON 09-A WATER & SEWER RESERVE	07/02/09				11,423.16				
WILLIAMSON 86-B WATER & SEWER REVENUE	05/28/86	0.000%	698,295	238,890	15,807.78	2025	10/	MBC - BNY2	G&G
WILLIAMSON 86-B WATER & SEWER RESERVE	05/28/86				18,404.89				
WILLIAMSON 86-C WATER & SEWER RESERVE	05/28/86				106,065.96				
WILLIAMSON 96-A WATER & SEWER REF REV	10/01/96	3.800% - 5.500%	1,840,000	1,165,000	64,379.46	2025	10/04	BK OF NEW YORK	I V&W

ACCOUNT NAME	ISSUE DATE	INTEREST RATE	ORIGINAL ISSUE	OUTSTANDING (06/30/13)	ACCT - BAL (06/30/13)	LAST DEBT	DEBT MONTH	PAYING AGENT	BOND I COUNSEL
WILLIAMSON 96-A WATER & SEWER REF RES	10/01/96				129,887.11				
WILLIAMSTOWN 05-A SEWER REVENUE	06/02/05	2.000% - +1.0%AF	230,282	157,193	2,415.64	2026	36/91	MBC - DEP	S&J
WILLIAMSTOWN 05-A SEWER RESERVE	06/02/05				10,486.67				
WILLIAMSTOWN 09-A SEWER REVENUE	12/09/09	0.000% - +1.0%AF	800,000	758,440	2,067.08	2049	36/91	MBC - DEP	G&G
WILLIAMSTOWN 09-A SEWER RESERVE	12/09/09				10,417.33				
WILLIAMSTOWN 87-A SEWER REVENUE	06/25/87	9.750%	15,551	11,272	769.34	2025	10/04	MBC - BNY	BRD
WILLIAMSTOWN 87-A SEWER RESERVE	06/25/87				1,570.77				
WILLIAMSTOWN 87-A1 SEWER REVENUE	06/25/87	8.380%	659,637	467,812	28,327.08	2026	10/04	MBC - BNY	BRD
WILLIAMSTOWN 87-A1 SEWER RESERVE	06/25/87				58,075.41				
WILLIAMSTOWN 87-B SEWER REVENUE	06/25/87	0.000%	169,539	62,330	4,664.07	2026	10/	MBC - BNY2	BRD
WILLIAMSTOWN 87-B SEWER RESERVE	06/25/87				7,143.73				
WINFIELD 03 SEWER REVENUE	01/09/03	2.000% - +1.0%AF	99,250	53,326	709.13	2023	36/91	MBC - DEP	G&G
WINFIELD 03 SEWER RESERVE	01/09/03				6,071.66				
WINFIELD 04 SEWER REVENUE	09/16/04	2.000% - +1.0%AF	500,000	329,498	2,825.11	2025	36/91	MBC - DEP	G&G
WINFIELD 04 SEWER RESERVE	09/16/04				25,476.12				
WINFIELD 09-A SEWER REVENUE	08/26/09	0.000% - +1.0%AF	1,214,966	1,078,278	10,832.43	2031	36/91	MBC - DEP	S&J
WINFIELD 09-A SEWER RESERVE	08/26/09				14,695.22				
WINFIELD 86-A SEWER REVENUE	12/15/86	8.380%	381,884	270,831	16,429.93	2026	10/04	MBC - BNY	VWL
WINFIELD 86-A SEWER RESERVE	12/15/86				33,622.31				
WINFIELD 86-B SEWER REVENUE	12/15/86	0.000%	93,666	34,509	5,952.23	2026	10/	MBC - BNY2	VWL
WINFIELD 86-B SEWER RESERVE	12/15/86				6,177.39				
WOOD COUNTY SCHOOLS 05 GO ESCROW	03/01/05	4.000% - 4.250%	35,000,000	19,505,000	21,905,095.99	2020	05/11	MBC - DTC	STB
WOOD COUNTY SCHOOLS 13 REF GO	05/22/13	1.500% - 5.000%	19,300,000	19,300,000	0.00	2020	05/11	MBC - DTC	STB
WV AMER WATER COMP 10-A WATER REV NOTE	01/28/10	0.000%	1,925,000	1,756,559	8,023.51	2031	36/91	MBC - BPH	JK
WV AMER WATER COMP 10-A WATER RESERVE	01/28/10				0.00				
WV HIGHER EDUCATION 07-A REF REV	04/17/07	4.000% - 5.000%	25,915,000	20,900,000	(325.25)	2027	04/10	MBC - DTC	I STB
WV HIGHER EDUCATION FACILITIES 04-B REV ESCROW	08/31/04	2.100% - 6.000%	167,260,000	131,420,00	130,704,462.27	2034	04/10	MBC - DTC	I STB
WV HIGHER EDUCATION FACILITIES 10-A REV	12/23/10	3.500% - 5.000%	16,520,000	16,520,000	(1,758.65)	2026	04/10	MBC - DTC	STB
WV HIGHER EDUCATION FACILITIES 10-B REV	12/23/10	7.450% - 7.650%	50,265,000	50,265,000	(441.67)	2040	04/10	MBC - DTC	STB
WV HIGHER EDUCATION FACILITIES 10-B RES	12/23/10				1,338,285.38				
WV HIGHER EDUCATION FACILITIES 10-C REV	12/23/10	2.140% - 5.280%	10,080,000	7,370,000	(1,574.73)	2018	04/10	MBC - DTC	STB
WV HIGHER EDUCATION POLICY 12-A REVENUE	06/12/12	2.000% - 5.000%	124,190,000	122,765,00	1,628.89	2034	04/10	MBC - DTC	STB

ACCOUNT NAME	ISSUE DATE	INTEREST RATE	ORIGINAL ISSUE	OUTSTANDING (06/30/13)	ACCT - BAL (06/30/13)	LAST DEBT	DEBT MONTH	PAYING AGENT	BOND I COUNSEL
WV HIGHER EDUCATION POLICY 12-B REVENUE	06/12/12	2.000% - 4.000%	7,975,000	7,775,000	(659.54)	2034	04/10	MBC - DTC	STB
WYOMING COUNTY SCHOOLS 00 GO	05/01/00	5.000% - 7.000%	7,000,000	1,405,000	241.49	2015	05/11	UNITED B-CHAS	BRM
WYOMING COUNTY SCHOOLS 00 GO SUR COL	05/01/00				764,768.95				

ACTIVE BONDS FUNDED THROUGH THE AMERICAN RECOVERY
and REINVESTMENT ACT ASSISTANCE AGREEMENT

Issue Date		Issue Amount	Last DS	Bond Holder
10/29/2009	Bath Water Revenue, Series B	2,193,910	2021	BPH
09/18/2009	Beckley Sewer Revenue, Series B1	396,484	2020	DEP
09/18/2009	Beckley Sewer Revenue, Series B2	296,952	2020	DEP
09/25/2009	Belle Sewer Revenue, Series B	255,500	2020	DEP
08/29/2012	Beverly Water Revenue, Series B	50,000	Open	BPH
01/28/2010	Bluefield Sewer Revenue, Series B	2,883,295	2020	DEP
06/27/2013	Bluefield Sewer Revenue, Series B	229,550	Open	DEP
01/28/2010	Bridgeport Sewer Revenue, Series B	1,978,974	2020	DEP
01/22/2010	Canaan Valley PSD Sewer Revenue, Series B	1,958,455	2021	DEP
10/23/2009	Central Hampshire PSD Sewer Revenue, Series B	1,791,405	2020	DEP
01/22/2010	Central WV Regional Airport Authority Improvement Rev, Series B	1,093,787	2021	DEP
01/13/2010	Charles Town Water & Sewer Revenue, Series B (Admin Fee only)	100,000	2031	BPH
12/15/2009	Chelyan PSD Sewer Revenue, Series B	2,537,569	2020	DEP
07/08/2009	Clarksburg Sewer Revenue, Series B	1,000,000	2020	DEP
06/18/2009	Claywood Park PSD Sewer Revenue, Series B	2,397,500	2020	DEP
01/27/2010	Coons Run PSD Water Revenue, Series B	1,200,000	2021	BPH
06/25/2013	Cowen PSD Water & Sewer Revenue, Series C	746,027	Open	BPH
07/22/2011	Crab Orchard-MacArthur PSD Sewer Revenue, Series B	492,706	2022	DEP
01/22/2010	Davis Stormwater Revenue, Series B	270,925	2020	DEP
11/03/2011	Delbarton Sewer Revenue, Series B	2,000,000	2013	DEP
06/18/2009	Elkins Sewer Revenue, Series B	868,030	2020	DEP
01/21/2010	Fairmont Water Revenue, Series B	4,447,618	2021	BPH
11/12/2009	Grantsville Sewer Revenue, Series B	2,200,300	2021	DEP
02/01/2013	Greater Marion PSD Sewer Revenue, Series B	1,997,679	Open	DEP
01/29/2010	Greater St. Albans PSD Sewer Revenue, Series B	2,807,210	2021	DEP
12/04/2009	Hamrick PSD Sewer Revenue, Series B	520,731	2020	DEP
07/21/2009	Harpers Ferry-Bolivar PSD Sewer Revenue, Series B	629,612	2020	DEP
09/26/2012	Hartford City Sewer Revenue, Series B	354,159	Open	DEP
08/29/2012	Hinton Sewer Revenue, Series B	500,000	Open	DEP
10/23/2009	Jane Lew PSD Water Revenue, Series B	429,399	2020	BPH
05/05/2009	Kermit Sewer Revenue, Series B	1,938,388	2019	DEP
07/25/2012	Kingwood Sewer Revenue, Series B	300,000	Open	DEP
11/20/2009	Leon Sewer Revenue, Series B	1,097,917	2021	DEP
01/27/2010	Lewisburg Water Revenue, Series B	1,982,850	2020	DEP
01/29/2010	Lincoln County Commission Green Project Note, Series B	718,626	2021	DEP
06/22/2012	Lincoln County Commission Green Reserve Project Note, Series A	726,160	2021	DEP
04/11/2013	Logan Sewer Revenue, Series B	415,702	Open	DEP
06/22/2012	Lubeck PSD Sewer Revenue, Series B	2,000,000	Open	DEP
08/26/2009	Malden PSD Sewer Revenue, Series B	6,614,965	2020	DEP
09/18/2009	Marlinton Water & Sewer Revenue, Series B	1,400,105	2020	DEP
06/18/2009	Marmet Sewer Revenue, Series B	3,940,466	2020	DEP
11/01/2012	Mason County Sewer Revenue, Series B	2,000,000	Open	DEP
09/02/2009	Mason Water & Sewer Revenue, Series B	555,200	2020	DEP
03/26/2012	Moorefield/Hardy County Authority Sewer Revenue, Series B	1,500,000	Open	DEP
01/28/2010	Morgantown Water & Sewer Revenue, Series B	81,600	2022	DEP
08/24/2012	Morgantown Water & Sewer Revenue, Series B	570,000	Open	BPH
11/12/2009	Nitro Sewer Revenue, Series B	1,125,000	2021	DEP
10/29/2009	North Beckley PSD Sewer Revenue, Series B	2,415,521	2021	DEP

ACTIVE BONDS FUNDED THROUGH THE AMERICAN RECOVERY
and REINVESTMENT ACT ASSISTANCE AGREEMENT

Issue Date		Issue Amount	Last DS	Bond Holder
05/24/2012	Oakland PSD Water Revenue, Series B	1,367,839	Open	BPH
09/29/2009	Oceana Sewer Revenue, Series B	195,897	2020	DEP
09/25/2009	Pennsboro Sewer Revenue, Series B	2,801,000	2020	DEP
12/11/2012	Pennsboro Sewer Revenue, Series B	26,725	Open	DEP
06/27/2013	Point Pleasant Water & Sewer Revenue, Series B	221,299	Open	DEP
11/21/2012	Preston Cty PSD #4 Water Revenue, Series B	605,000	Open	BPH
06/26/2009	Putnam PSD Sewer Revenue, Series B	1,050,000	2021	DEP
12/04/2009	Putnam PSD Water Revenue, Series B (Admin Fee only)	100,000	2030	BPH
03/15/2012	Reedsville Sewer Revenue, Series B	1,000,000	Open	DEP
01/14/2010	Salem Water Revenue, Series B	927,000	2021	BPH
12/18/2009	Scotts Run PSD Sewer Revenue, Series B	3,939,585	2021	DEP
11/22/2010	Shepherdstown Sewer Revenue, Series B	375,772	2020	DEP
02/27/2013	Sistersville Sewer Revenue, Series B	745,454	Open	DEP
11/20/2009	St Marys Water & Sewer Revenue, Series B	2,067,400	2021	DEP
01/07/2010	Sugar Creek PSD Water Revenue, Series B	396,500	2021	BPH
01/14/2010	Sun Valley PSD Water Revenue, Series B	1,773,000	2021	BPH
11/20/2009	Union PSD Sewer Revenue, Series B	1,363,613	2021	DEP
05/08/2013	War Funding Assistance	521,388	Open	DEP
12/02/2009	Wardensville Sewer Revenue, Series B	179,782	2021	DEP
12/18/2009	Welch Water Revenue, Series B	625,000	2021	DEP
04/14/2011	White Sulphur Springs Water Revenue, Series A	4,252,750	2022	BPH
01/21/2010	Whitmer Water Revenue, Series B	2,117,573	2021	BPH
12/09/2009	Williamstown Sewer Revenue, Series B	660,000	2021	DEP
08/26/2009	Winfield Sewer Revenue, Series B	1,023,934	2021	DEP
01/28/2010	WV American Water Company Water Revenue Note, Series B	1,925,000	2021	BPH

Disclaimer

All attempts have been made to assure the accuracy of the ARRA issues. No guarantee should be assumed.