

Annual Report FY 2011



West Virginia State Fire Commission

**West Virginia State Fire Commission/
West Virginia State Fire Marshal's Office
1207 Quarrier Street, 2nd Floor
Charleston, WV 25301**

Phone: (304) 558-2191 Fax: (304) 558-2537

www.firemarshal.wv.gov

Table of Contents

Introduction

From the State Fire Commission	3
From the WV State Fire Marshal	4

State Fire Commission

Mission and Operations	5
Officers and Members	6, 7
Organizational Chart	8
Fire Commission Activity	9

State Fire Marshal's Office

Personnel Listing by Division	10, 11
Regional Response Teams	12
Regulatory & Licensing Division	14
Fire Safety Inspection & Plans Review Division	18
Fire Investigation Division	27
Public Education Division	32



The Department of Military Affairs and Public Safety

Earl Ray Tomblin, Governor

Bob Sullivan
Chairman
Carl Sizemore
Vice Chairman
Randy James
Secretary

STATE FIRE COMMISSION
1207 Quarrier St, 2nd Floor
Charleston, WV 25301

Phone: (304) 558-2191
Fax: (304) 558-2537

September 14, 2011

The Honorable Earl Ray Tomblin
Governor of West Virginia
State Capitol Building
Charleston, WV 25305

Dear Governor Tomblin:

On behalf of the members of the West Virginia State Fire Commission and in accordance with the West Virginia Code, I am pleased to submit to you the Annual Report for FY 2011.

The support you have shown for the entire Fire Service of West Virginia, the State Fire Commission, and the Office of the Fire Marshal is greatly appreciated.

Please do not hesitate to contact the Commission if you or your Office should have any inquiries in the future.

Sincerely,

A handwritten signature in blue ink that reads "Bob Sullivan".

Bob Sullivan
Chairman

BS/nlo



**State of West Virginia
Department of Military Affairs and Public Safety**

Sterling Lewis, Jr.
State Fire Marshal

Earl Ray Tomblin, Governor

Phone: (304) 558-2191
Fax: (304) 558-2537

STATE FIRE MARSHAL'S OFFICE

1207 Quarrier St, 2nd Floor
Charleston, WV 25301

September 14, 2011

The Honorable Earl Ray Tomblin
Governor of West Virginia
State Capitol Building
Charleston, WV 25305

Dear Governor Tomblin:

In compliance with the West Virginia Code, Chapter 5, Article 1, Section 20, the Annual Report for Fiscal Year 2011 of the West Virginia State Fire Marshal's Office is hereby submitted for your review.

This report is a representative, but by no means complete, look at the myriad of services provided to West Virginia's citizens by the dedicated personnel of the West Virginia State Fire Marshal's Office.

Since 1909, the State Fire Marshal's Office has consistently increased its level of public service to the State of West Virginia through emergency response, code inspection, licensing and regulatory enforcement, public fire education, fire investigation, and many other duties.

This report is in part also a reflection of the efforts of West Virginia's fire departments and the fire service organizations that represent full-time career, volunteer and part-paid departments. It should not be forgotten that on a daily basis, these brave men and women are ready to give their lives protecting their communities from fire and other emergency incidents.

Respectfully submitted,

A handwritten signature in blue ink that reads "Sterling Lewis, Jr.".

Sterling Lewis, Jr.
West Virginia State Fire Marshal

SLjr/nlo

State Fire Commission

Mission Statement

To provide, through leadership, the best possible fire prevention and life safety for our citizens by legislation, education, training, standards, and resource allocation.

COMMISSION REPRESENTATION

3 members.....full-time paid firefighters
1 member.....full-time paid fire chiefs
3 members.....volunteer firefighters
2 members.....volunteer fire chiefs
2 members.....business & industry
1 member.....fire insurance industry
1 member.....registered architects

STANDING COMMITTEES

Training
Fire Department Standards & Evaluation
Building Code & Fire Code
Special Issues
Recruitment & Retention
Legislative

FIRE COMMISSION OFFICERS

CHAIRMAN: Bob Sullivan
6007 US Rt. 60 East, Suite 109
Barboursville, WV 25504
Represents: Insurance
Term Expires: 6/30/14

VICE-CHAIRMAN: Carl E. Sizemore
323 Price Road
Mineral Wells, WV 26150
Represents: Paid Firefighters
Term Expires: 6/30/13

SECRETARY: Randy James
PO Box 155
Gassaway, WV 26624
Represents: Volunteer Firefighters
Term Expires: 6/30/12

FIRE COMMISSION MEMBERS

Michael Butcher 1704 25 th Street Parkersburg, WV 26101 Represents: <i>Business & Industry</i> Term Expires: 6/30/12	Dale Clayton Rt. 3, Box 431 Fairmont, WV 26554 Represents: <i>Volunteer Fire Chiefs</i> Term Expired: 6/30/11*
Larry Goodwin 700 27 th Street Vienna, WV 26105 Represents: <i>Volunteer Firefighters</i> Term Expires: 6/30/15	Grant Gunnoe 20 Beech Hill Drive Winfield, WV 25213 Represents: <i>Paid Firefighters</i> Term Expires: 6/30/14
Thomas Keefer 54 Riverdale Estates Winfield, WV 25213 Represents: <i>Business & Industry</i> Term Expires: 6/30/16	Robert Miller 9940 Union Ridge Road Glenwood, WV 25520-9630 Represents: <i>Volunteer Fire Chiefs</i> Term Expires: 6/30/13

*Was replaced by Gary Bonnett (information on next page)

FIRE COMMISSION MEMBERS (Continued)

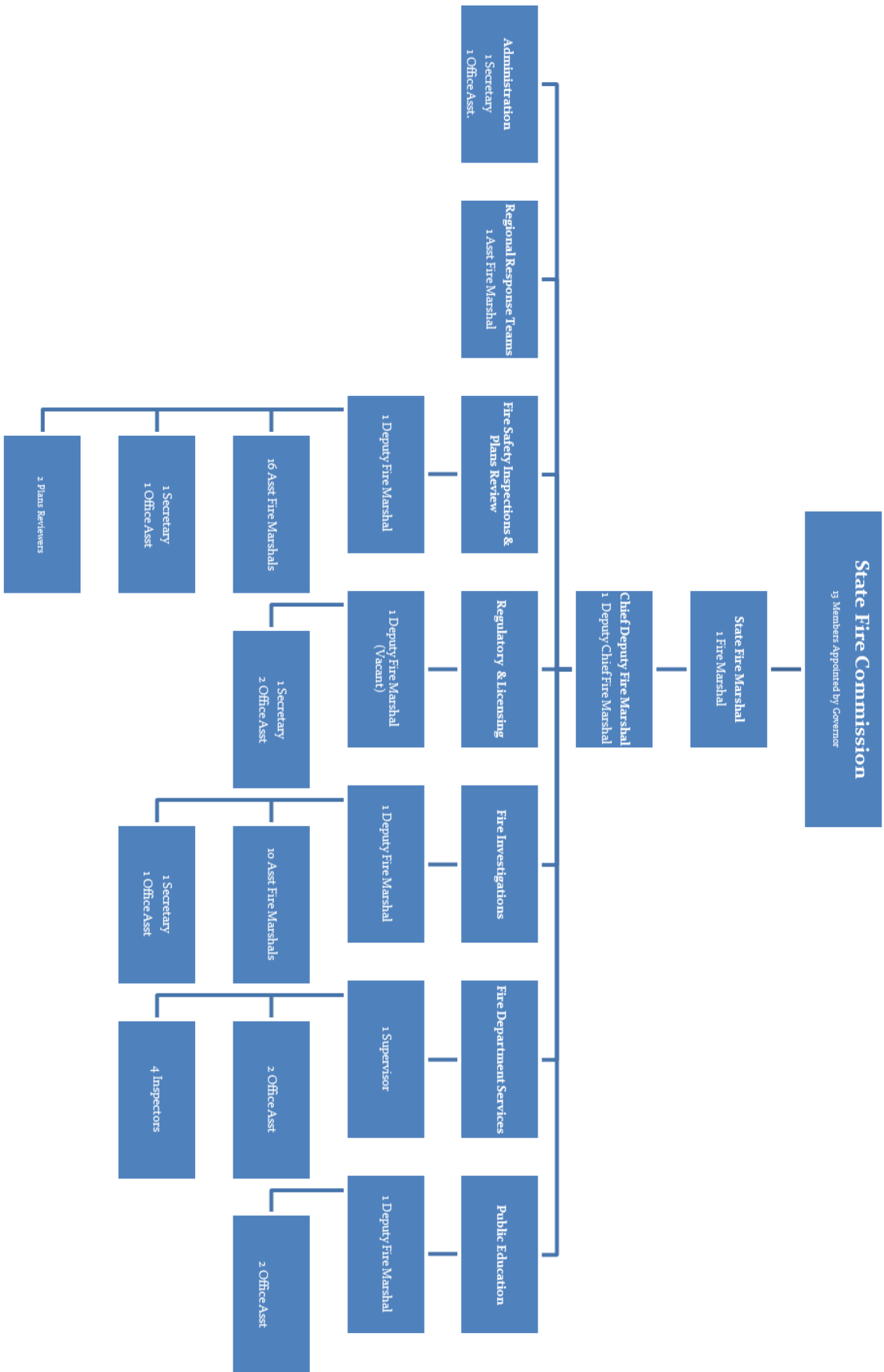
Doug Mongold
140 Rohrbaugh Lane
Moorefield, WV 26836
Represents: *Volunteer Firefighters*
Term Expires: 6/30/13

Rick Scott
PO Box 22
Lumberport, WV 26386
Represents: *Paid Fire Chiefs*
Term Expires: 6/30/15

Ted A. Shriver
1051 Shawnee Trail
Elkview, WV 25071
Represents: *Registered Architects*
Term Expires: 6/30/12

Virgil "Peanut" White
PO Box 18047
South Charleston, WV 25303
Represents: *Professional Firefighters*
Term Expires: 6/30/12

Gary Bonnett
PO Box 7
Rock Cave, WV
Represents: *Volunteer Fire Chiefs*
Term Expires: 6/30/16



FIRE COMMISSION ACTIVITY
FY 2011

- Implemented a new Fire Department Services Division to better serve the needs of the volunteer fire service.
- Recognized a number of firefighters across the state for lifesaving actions.
- Worked with the State Auditor's Office and the State Insurance Commission on the Workers' Compensation issue for volunteer fire departments.
- Assisted with the annual Junior Firefighter Boot Camp at WVU Fire Service Extension.
- Commission Chairman presented the WV Fire Commission's report at the Mid-Atlantic Conference of State Fire Commissions.

State Fire Marshal's Office

Administration Division

STATE FIRE MARSHAL: Sterling Lewis, Jr.
CHIEF DEPUTY STATE FIRE MARSHAL: Anthony W. Carrico
SECRETARY: Nancy Olson
OFFICE ASSISTANT: Leslie Racine
REGIONAL RESPONSE TEAM COORDINATOR Shawn Alderman, ASFM

Regulatory and Licensing Division

DEPUTY STATE FIRE MARSHAL (ACTING): Anthony W. Carrico
ASSISTANT STATE FIRE MARSHALS:
Michael Barrick George Harm
Timothy Mouse Robert Tribbie
SECRETARY: Tanya Bradshaw
OFFICE ASSISTANTS: Deborah K. Lucas
Valerie J. Lacy

Fire Safety Inspection/Plans Review Division

DEPUTY STATE FIRE MARSHAL: Clarence J. Leake, DSFM
ASSISTANT STATE FIRE MARSHALS:
John R. Akers, ASFM Bobby Light, ASFM
Jeffrey Armentrout, ASFM John Oliver, ASFM
Bryan C. Casto, ASFM Rudy L. Raynes, ASFM
Allan Casto, ASFM Aubrey E. Smith, Jr., ASFM
Norman Fetterman, ASFM Michael Trabert, ASFM
Douglas E. Gregory, ASFM Charles Vannatter, ASFM

Plans Reviewers:

John Brotherton
Amanda Washington

Secretary:

Deborajean Hudson

Office Assistant:

Ramona Snyder

Fire Investigation Division

DEPUTY STATE FIRE MARSHAL:

Eugene R. Cook

ASSISTANT STATE FIRE MARSHALS:

Ronald C. Ayersman
Robert Bailey IV
Jason Baltic
Patrick J. Barker
J. Anthony Domingo

Paul J. Gill
Bradley Hartley
Mark R. Lambert
B.J. Robinson
Robert S. Rodes, II

SECRETARY:

Cathy Green

OFFICE ASSISTANT:

Vacant

Public Education Division

DEPUTY STATE FIRE MARSHAL

Carol E. Nolte

OFFICE ASSISTANT:

Alice Carpenter

OFFICE ASSISTANT:

Heather Bostic

Regional Response Teams Annual Report

*Assistant State Fire Marshal
Shawn Alderman*

Regional Response Teams

Coordinator: Assistant State Fire Marshal Shawn Alderman

2011 has continued to be a transition year for the West Virginia Regional Response Program. While a general funding source still continues to be the most important topic related to the program, the Urban Search and Rescue element of the program still continues to make progress in regards to training and development. A total of 32 new members to the team received training in Structural Collapse-Technician Level response, and improvements to the US&R training site in Institute have kept pace with anticipated goals for the coming year.

Work still continues with trying to transfer operational control of the Mass Casualty element of the Program to DHHR-Special Operations. Much discussion among agencies continues and it is anticipated that this transfer might take effect by the end of the calendar year.

A steering committee has been put together to analyze the future of the Program and which direction it should go, along with attempting to secure general revenue funding sources to maintain the longevity of the Program. The first of such group work sessions is scheduled to take place on the 29th of September 2011, at which time many of the issues the Program has endured will surely be discussed and a strategy set forth to accomplish goals for the future.

Regulatory & Licensing Division Annual Report

*Chief Deputy State Fire Marshal
Anthony W. Carrico*

Regulatory & Licensing Division

STAFF

Division Director (Acting): Anthony W. Carrico, CDSFM

Field Personnel: Michael Barrick, ASFM
George Harms, ASFM
Timothy Mouse, ASFM
Robert Tribbie, ASFM

Secretary: Tanya Bradshaw

Office Assistants: Debbie Lucas
Valerie Carpenter

DIVISION OBJECTIVE

The Regulatory & Licensing Division aims to provide a better and safer standard of living for the citizens of West Virginia by ensuring only qualified applicants obtain licensure. This process is completed by investigating customer complaints, by checking for compliance with all applicable codes and regulations, by monitoring state fire departments and by providing citizens with information on State Laws.

INTRODUCTION

The Regulatory & Licensing Division enforces and interprets laws, rules and regulations and issues licenses. These licenses are relating to the electrical industry, the explosive industry, the fireworks industry, Building Code Officials, Electrical Inspectors, Home Inspectors, and Fire Protection Workers.

The Division also oversees, consults and assists all 442 certified fire departments in the State of West Virginia and provides information and guidance to new fire departments seeking certification.

As charged in State Code, the Licensing & Regulatory Division writes and updates in-house testing for 8 different classifications of Electrician exams as well as Indoor and Outdoor Pyrotechnician exams.

The divisional Supervisor is the in-house Computer Network Technician, the Computer Purchasing Director and Legislative liaison for the State Fire Marshal.

2011 ACCOMPLISHMENTS

Fireworks:

Type of Permit	Number Issued	Total Fees Collected
Fireworks Display	232	\$ 14,209.00
Pyrotechnic Operator Licenses	381	\$ 7,600.00
Test Fees	34	\$ 1,290.00
TOTAL		\$23,099.00

Explosives:

Type of Permit	Number Issued	Total Fees Collected
Company Permits	205	\$ 77,150.00
Individual Licenses	1,404	\$ 88,245.00
TOTAL	1,609	\$ 165,395.00

Inspectors, Code Officials & Fire Protection Workers:

Type of Permit	Number Issued	Total Fees Collected
Home Inspectors	140	\$ 15,125.00
Electrical Inspector	54	\$ 5,225.00
Building Code Officials	9	\$ 450.00
Fire Protection Workers	328	\$ 23,585.00
TOTAL		\$ 43,935.00

Electricians:

<u>Type of License</u>	<u>Number Issued</u>	<u>Total Fees Collected</u>
Issued	16,082	\$ 864,659.00
TOTAL		\$ 864,659.00

Total Special Revenue Collected FY 2011 - \$ 1,097,088.00
Citations issued FY 2011 – 16

NOTE: Marginal drop in revenue collected due to staggered licensure years.

Fire Safety Inspection/ Plans Review Division Annual Report

*Deputy State Fire Marshal
Clarence J. Leake*

Fire Safety Inspection/Plans Review Division

STAFF

Division Director: Clarence J. Leake, DSFM

Field Personnel:

Jeffrey Armentrout, ASFM	John Oliver, ASFM
Bryan Casto, ASFM	Rudy L. Raynes, ASFM
Allan Casto, ASFM	Terry Rinehart, ASFM
Norman Fetterman, ASFM	Aubrey E. Smith, Jr., ASFM
Douglas E. Gregory, ASFM	Michael Trabert, ASFM
Bobby Light, ASFM	Charles Vannatter, ASFM

Plans Reviewers: Johnny Brotherton
Amanda Washington

Secretary: Deborah Jean Hudson

Office Assistant: Ramona Snyder

INTRODUCTION

The Fire Safety Inspection/Plans Review Division staff consists of one (1) Field Deputy Fire Marshal, twelve (12) Fire Marshals, two (2) Plans Reviewers, One (1) Divisional Secretary and one (1) Office Assistant. The Assistant Fire Marshals are assigned to a designated geographical territory ranging from three (3) to six (6) counties. Three (3) Divisional personnel also assist with the review of plan, spending eight (8) days each in the Charleston Office per month in addition to their inspection duties. Two divisional personnel also serve double duty as they are also assigned a geographical to investigate fires in addition to their inspection duties. All Assistant Fire Marshals serve as liaison for all Fire Marshal services with the local fire departments and the general public.

The division's duties and responsibilities include:

- Inspection of all types of occupancies except one and two family dwellings.
- Issue citations for Fire Code violations.
- Assists the Regulatory & Licensing Division in the enforcement of licensing programs, electrician, fire protection worker, fireworks, etc.
- Response to hazardous material incidents. Several members are also members of the Regional Response Teams.
- Enforcement of fireworks regulations; monitoring of display sites, investigation of complaints, seizure of illegal fireworks.
- Enforcement of forest fire burning laws.

- Assists in conducting on-site review of new fire department, substations and fire department evaluations.
- Regulation of above ground flammable liquid storage tanks.
- Conducts fire safety training, educational seminars and public fire education.
- Provides assistance to the Fire Investigations Division and other law enforcement agencies.
- Assists federal government in the implementation of the Federal Hotel/Motel Fire Safety Act.
- Response to disasters.
- Serves as liaison for Public Safety Officer Benefit Program.
- Administers the Certified Fire Inspector Program for NFPA.

This fiscal year, five thousand one hundred ninety-eight (5,198) fire safety inspections, consultations, and complaints were conducted by the division. This represents an average of four hundred thirty-three (433) inspections per fire marshal. This shows a slight decrease from last year. Inspections continue to be prioritized and limited to certain occupancies.

In addition to fire safety inspections, a significant number of man-hours were expended conducting fire safety training and educational programs, complaint investigations, assisting the Fire Investigation Division and department training. Additional educational programs include: in-service training to county school maintenance and educational staffs, presentations to the West Virginia Landlords Association, Department of Health and Human Services social workers, West Virginia Advocate employees day care and Residential Board & Care providers and the West Virginia Hospital Engineers Association.

Professional development of our divisional staff continues to be a high priority. Our focus on technology will continue to simplify our business processes, making our services more accessible to our customers. Our divisional personnel are constantly striving to improve their skills and knowledge by attending advanced educational programs. This fiscal year, one thousand nine hundred thirty-five (1,935) hours were spent on training. Also during this past year, two fire marshals completed National Fire Protection Association certification for Fire Inspector 1.

The Plans Review Section dedicates a significant amount of time and research to telephone calls and walk-in consultations regarding code interpretations. These direct contacts assist designers and owners with proper code requirements during the early development of the project under consideration. These contacts are not a formal review of plans; however, this procedure has proven to eliminate costly and time-consuming changes during the design and construction phase of the project.

This section accomplishes a formal review of the plans when construction documents are submitted. This is an in-depth review of all architectural and mechanical plans for code compliance. Specialized systems such as fire alarms, automatic sprinkler systems, hood suppression and smoke management systems are reviewed at the time of submittal of the construction documents.

This fiscal year, one thousand five hundred (1,500) plans were reviewed. This is an increase of one hundred fifty (150) over the previous year. Of these plans, one hundred six (106) were projects that exceeded one million dollars. Some of the notable plans were the new United Hospital Center in Bridgeport and the Casino at the Greenbrier Hotel. In the past five years, we have reviewed and provided construction inspections for occupancy for over four billion dollars of construction. In an effort to become more efficient during the review, construction and final inspection for occupancy stages, on large projects both the reviewer and area fire marshal will conduct the review process and inspection stages until the building is occupied.

During this past fiscal year it became necessary to issue twenty-three (23) citations for Fire Code violations. These citations were issued for various fire code violations from tampering with fire protection equipment to locked exits. In addition, four (4) juvenile petitions were obtained for arson-related fires in educational facilities.

FIRE SAFETY INSPECTION DIVISION

LIFE SAFETY INSPECTIONS 2007 - 2011

OCCUPANCY	2007-2008	2008-2009	2009-2010	2010-2011
EDUCATIONAL	3152	2982	3069	2626
ASSEMBLY	230	337	323	296
HEALTH CARE	499	514	537	469
DETENTION	50	163	127	130
RESIDENTIAL	593	634	626	586
MERCANTILE	148	191	207	159
BUSINESS	545	678	737	818
INDUSTRIAL	38	41	50	43
STORAGE	20	55	62	57
HAZARDOUS MATERIALS	0	0	0	1
MISCELLANEOUS	5	5	3	13
TOTAL	5280	5600	5741	5198

2010-2011 LIFE SAFETY INSPECTIONS BY OCCUPANCY

	TOTAL INSP	INITIAL INSP	CONST INSP	RE INSP
EDUCATIONAL				
Day Care	569	75	20	434
Schools	1921	12	342	1453
Colleges	136	0	26	89
ASSEMBLY				
Class A	105	2	65	15
Class B	41	0	25	4
Class C	150	26	67	26
HEALTH CARE				
Hospitals	245	0	69	134
Nursing Homes	144	0	28	102
Personal Care	58	1	3	50
Ambulatory Care	22	0	13	5
DETENTION	130	0	6	106
RESIDENTIAL				
Hotel/Motel	69	5	37	9
Apartments	124	7	62	17
Dormitory	96	3	34	49
Rooming/Lodging	186	11	50	108
Dwellings	0	0	0	0
Board & Care	111	0	3	101
MERCANTILE	159	10	99	0
BUSINESS	818	70	265	348
INDUSTRIAL	43	2	17	5
STORAGE	57	2	29	11
HAZARDOUS MATERIALS	1	0	0	1
MISCELLANEOUS (Includes Dilapidated Property)	13	3	4	2
TOTAL	5198	229	1264	3069

*Initial inspections include only the first visit to a building or site.

* Construction inspections include all visits to a newly constructed or renovated building or site except for the first and final visits.

* A re-inspection includes inspections for licensure or normal annual inspection for other reasons.

FIRE SAFETY INSPECTION DIVISION

2010-2011 OCCUPANCY PERMITS, CONSULTATIONS, AND COMPLAINT INVESTIGATIONS BY OCCUPANCY

	OCCUPANCY PERMITS	CONSULTS	COMPLAINT INVESTIGATIONS
EDUCATIONAL			
Day Care	26	14	0
Schools	51	59	4
Colleges	7	14	0
ASSEMBLY			
Class A	10	13	0
Class B	7	4	1
Class C	12	8	11
HEALTH CARE			
Hospitals	20	21	1
Nursing Homes	7	6	1
Personal Care	0	2	2
Ambulatory Care	1	3	0
DETENTION	1	13	4
RESIDENTIAL			
Hotel/Motel	5	8	5
Apartments	17	3	18
Dormitory	5	2	3
Rooming/Lodging	3	12	2
Dwellings	0	0	0
Board & Care	4	2	1
MERCANTILE	35	7	8
BUSINESS	83	45	7
INDUSTRIAL	12	5	2
STORAGE	7	5	3
HAZARDOUS MATERIALS	0	0	0
MISCELLANEOUS (Includes Dilapidated Property)	0	3	1
TOTALS	313	249	74

* A final inspection includes only the visit to a newly constructed or renovated building or site where a certificate of occupancy is issued.

* A Consultation is a visit to a building or site for discussion of problems and/or questions by the owner/occupant.

* The above complaints include Life Safety Code violations only. Not included are hazardous material, illegal fireworks, bomb threats, etc.

PLANS REVIEW ACTIVITY 2007- 2011

OCCUPANCY – PLANS REVIEWED

	2007-2008	2008-2009	2009-2010	2010-2011
EDUCATIONAL	185	145	250	294
ASSEMBLY	246	225	223	235
HEALTH CARE	119	146	145	141
DETENTION	6	22	11	15
RESIDENTIAL	113	119	114	155
MERCANTILE	171	225	224	205
BUSINESS	195	250	213	300
INDUSTRIAL	43	64	61	32
STORAGE	52	59	50	56
AGST*	17	11	27	18
CARPET	31	51	32	41
	<hr/>	<hr/>	<hr/>	<hr/>
TOTALS	1003	1178	1317	1500

*ABOVE GROUND STORAGE TANKS

PLANS REVIEW – TYPE OF PLANS – 2010-2011

TYPE OF PLANS – PLANS REVIEWED

2010-2011

ARCHITECTURAL	523
SPRINKLER SYSTEMS	240
HOOD SUPPRESSION SYSTEMS	260
FIRE ALARM SYSTEMS	384
FM 200 SYSTEMS	2
	<hr/>
TOTALS	1409

- Does not include Industrial, AGST and Carpet plans

Fire Investigation Division Annual Report

*Deputy State Fire Marshal
Eugene R. Cook*

Fire Investigation Division

STAFF

Division Director: Eugene R. Cook, DSFM

Field Personnel:

Ronald C. Ayersman, ASFM	Paul Gill, ASFM
Robert Bailey IV, ASFM	Bradley Hartley, ASFM
Jason Baltic, ASFM	Mark R. Lambert, ASFM
Patrick J. Barker, ASFM	B.J. Robinson, ASFM
J. Anthony Domingo, ASFM	Robert S. Rodes II, ASFM

Secretary: Cathy Green

INTRODUCTION

The Investigation Division's currently authorized staffing level is one (1) Field Deputy State Fire Marshal, ten (10) Assistant State Fire Marshals and one (1) Secretary.

Each Fire Marshal has a designated geographical territory ranging in size from four (4) to eight (8) counties. The Fire Marshals' primary duties encompass all aspects of fire/arson identification and enforcement, including determining fire origin and cause, fire death investigations, executing state or federal search/arrest warrants and subsequently giving expert testimony in criminal or civil trials. In addition, each Fire Marshal is responsible for explosives-related investigation/enforcement in their respective areas. Many non-arson related violations are identified during the course of an arson investigation, and are generally referred to other federal, state or local law enforcement agencies for prosecution.

This fiscal year, 926 investigations were conducted, compared to 930 for the same period in the previous year.

The diligent, professional work of the Division's Fire Marshals continues to give West Virginia an excellent arson case resolution record; however, the objective of a reduction in the total number of incendiary fires has not been achieved. The sustained operation of the Arson Hotline (1-800-233-FIRE) made possible by a generous grant from the WV FAIR PLAN continues to enable the State Fire Marshal to better define the scope and severity of the continuing arson problem in West Virginia, and providing quicker investigative response and making monetary rewards available for information leading to the arrest of arsonists.

FIRE INVESTIGATIONS

Requests for fire investigations from July 1, 2010 to June 30, 2011 decreased by four (4) cases. This is directly attributed to increased direct positive interaction between Fire Marshals, fire service, law enforcement and better initial fire cause determinations being made prior to calling for assistance. This is also a direct result of Fire Marshals providing advanced in-service training classes to fire/law enforcement agencies and the insurance communities with more widespread use of the statewide toll-free "800" Arson Hotline.

CAUSE DETERMINATION	2010 – 2011
INCENDIARY	385
ACCIDENTAL	80
UNDETERMINED/ PENDING	465
TOTAL	926

OCCUPANCY TYPE	2010 – 2011
ASSEMBLY	6
BUSINESS	90
CORRECTIONS	1
EDUCATIONAL	8
GRASSLANDS	7
INDUSTRIAL	10
MERCANTILE	1
RESIDENCE	661
STORAGE	52
VEHICLE	65
HEALTH CARE	2
UNUSUAL	23

FIRE-RELATED DEATH INVESTIGATIONS

This fiscal year, 58 fire-related deaths in 54 fires have been investigated. This has decreased from the previous year by 36 (29 fatalities resulted from the explosion and fire at the Upper Big Branch Mine, in Raleigh County). It must be noted that West Virginia continues to experience a grossly unacceptable rate per capita. Only proactive statewide fire safety programs will begin to reduce these alarming statistics.

FIRE-RELATED DEATH INVESTIGATIONS (CONTINUED)

While many of these deaths were either directly or indirectly caused by alcohol/drug abuses, the majority would have been preventable through increased fire safety awareness by the public, use of smoke alarms, statewide fire code enforcement, increased media attention to fire safety as an important year-round topic, and widespread use of residential fire sprinkler systems.

Occupancy Type	2010 – 2011
Dwellings: One/Two Family	32
Dwellings: Multi-Family	4
Dwellings: Mobile Homes	10
Vehicle	2
Storage	1
Grasslands	5

This fiscal year, Fire Marshals conducted (6) six fire death investigations where the fire was determined to be incendiary in nature; therefore, the manner of death was homicide. The breakdown of the disposition of homicides is as follows:

Cleared by arrest: Fire Marshals charging defendant(s) with First Degree Arson and/or other felony charges	2
Suicides, no other action taken	2
Unsolved, still pending	2
Total Number of Deaths Resulting From Arson Fires	6

ARRESTS: TOTAL ARRESTS	81
ADULT	74
JUVENILE	7
CHARGES	143

TRAINING GIVEN

Fire Marshals continued to provide direct and indirect training programs in the areas of fire/arson and explosives investigation to fire service and law enforcement agencies of the state. This support primarily involved providing instructors for formal training programs for the Governor's Committee approved law enforcement in-service training programs, and informal training classes at county fire schools, fire departments and task force meetings.

Listed below are the classes this division teaches:

Level I Fire Investigation

Level II Fire Investigation

Level III Fire Investigation

Explosives Recognition for Public Safety Officers

Miscellaneous Training

(training presented to fire and police departments, civic groups, insurance groups, etc.)

TRAINING RECEIVED

All Fire Marshals continue to receive advanced training from the National Fire Academy, Federal Law Enforcement Training Center and other nationally accredited training courses.

Public Education Division Annual Report

*Deputy State Fire Marshal
Carol E. Nolte*

Public Education Division

STAFF

Division Director: Carol E. Nolte, DSFM

Office Assistants: Alice Carpenter
Heather Bostic

INTRODUCTION

The Public Education Division staff currently consists of one Field Deputy Fire Marshal and two Office Assistants (OA2).

The Public Education Division is responsible for duties which include, but are not limited to fire and injury prevention education (primary); media communications; oversight, coordination and support services for mandatory incident reporting and data management for West Virginia's fire departments; oversight for quarterly funding eligibility for part-paid and volunteer fire departments; assistance in coordination of continuing training for deputized assistant fire marshals; and the testing certification program for the sales of reduced ignition propensity cigarettes in West Virginia, for all tobacco manufacturers. The division also processes and issues Emergency Vehicle Permits for all West Virginia fire departments.

The Public Education Division promotes programs that aim to reduce loss of life and property through education including but not limited to, the following:

- Fire and injury prevention for all groups, including high-risk (seniors, people with disabilities, young children)
- Train-the-trainer instruction in public fire/life safety education for firefighters and other emergency responders
- Fireworks law and safety for general audiences
- Smoke alarm education and distribution
- Fire safety and emergency planning for public facilities
- Public speaking for civic, governmental and advocacy organizations
- Participation in health and public safety fairs/seminars, and career days
- Membership and active participation in health/safety organizations
- Press conferences, TV and radio interviews
- Media promotion of fire safety and related topics
- Coordination of FEMA grant writing workshops for fire departments
- Coordinating loan and distribution of educational materials to fire departments, safety groups, schools, businesses and the general public

SPECIAL PROJECTS/ACTIVITIES IN FY 2011:

- Coordinated four (4) U.S. Assistance to Firefighter Grant workshops in the following locations:
 - Moundsville Training Center (Marshall Co.) Fairmont FD (Marion Co.)
 - Romney FD (Mineral Co.) Logan FD (Logan Co.)
- Conducted live side-by-side burn demonstration (through the Home Fire Sprinkler Coalition's *Built for Life Fire Department* program along with the National Fire Sprinkler Coalition) at the WV Public Safety Expo to raise awareness for residential fire sprinklers.
- Requested study resolution by the West Virginia Legislature on the need for residential fire sprinklers.
- Residential fire sprinkler DVD's sent to all paid and part-paid fire departments to encourage side-by-side burn demonstrations in their communities.
- 200 smoke alarms were distributed at the WV State Seniors' Conference at Cedar Lakes, Jackson County, in May 2011. All seniors attending received a free smoke alarm and a brochure on senior fire safety, and Public Education Officer delivered a workshop on home fire safety for seniors.
- 120 smoke alarms and educational materials donated to Girl Scouts of America, Kanawha County, for community smoke alarm project.
- 50 smoke alarms and materials donated to Lincoln Co. Lions Club for their "50 Years/50 Projects" community service initiative.
- Smoke alarm project was begun with the Appalachian Center for Independent Living, which enables consumers with disabilities to live in their own homes. Through the ramp project, which assists consumers in providing accessibility for wheelchairs in their homes, smoke alarms are also being installed and educational materials distributed.
- National Fire Prevention Week Activities:
 - 100 smoke alarms and fire safety pamphlets were donated by the SFMO for distribution during National Fire Prevention Week by WCHS Talk Radio (Charleston-Metro News Radio).
 - Public Education Officer provided live interview with WCHS Talk Radio on smoke alarms and home fire prevention.
 - Press releases on Fire Prevention Week sent to all media contacts: TV, radio, newspapers, and other media partners.

- Partnered with Charleston Newspapers for their “Newspapers in Education” Fire Safety program. Approximately 21,000 students in eight (8) counties (58 schools) used the 21-page insert for school-based activities during Fire Prevention Week.
- Media campaign: Television campaign in Summer 2011 ran 15-second spots in similar coverage areas featuring arson awareness (the WV Arson Hotline); residential fire sprinklers; and smoke alarms.
- Media campaign: The division also developed .15 second radio spots in Spring 2011 during the SSAC State High School Basketball Tournaments. These commercials aired on 40 radio stations across the state and featured messages on home escape plans, smoke alarms and residential fire sprinklers.
- Media campaign: The Public Education Division developed three fire safety messages that were displayed in summer 2011 on billboards in 60 locations across the state. The messages dealt with locking matches & lighters away from children; home escape plans; and smoke alarms.

OTHER MEDIA ACTIVITIES IN FY 2011

- TV, Radio and Newspaper Interviews: 4
- Press Releases: 12

MISCELLANEOUS ACTIVITIES IN FY 2011

- Coordinated SFMO participation at safety/health fairs/expos: 4
- Presentations/training sessions given: 11
- Assisted in coordinating 3 seminars for civilian fire wardens, fire service and code enforcement.
- In FY 2011, one of the Public Education Division’s Office Assistants attended a 40-hour class on NFIRS for State Program Managers at the National Fire Academy in Emmitsburg, MD.
- Emergency vehicle permits processed:
 - FD apparatus: 154
 - Personally operated vehicles (POV’s): 616

WEST VIRGINIA FIRE INCIDENT REPORTING SYSTEM (WVFIRS)


The Public Education Division is responsible for administration of the state's fire and non-fire incident reporting system, which in turn utilizes the Federal Client Tool of the National Fire Incident Reporting System (NFIRS) as its reporting mechanism. On a daily basis, the division actively supports and promotes the use of computer-based reporting in an NFIRS-compatible format by all fire departments in an effort to standardize and expedite incident reporting. This enables both the Fire Marshal's Office and fire departments to access statistics that better reflect specific fire and life-safety trends and needs throughout West Virginia.

NOTE: All WV fire departments are required to report fire and non-fire incidents in a consistent manner by Code; therefore, participation in NFIRS is for the most part assured.

However, it is increasingly apparent that there is a significant need for improvement with regard to the quality of data submitted. Specifically, selection of the proper incident codes and completeness of the required and supplemental fields by the responsible fire department personnel must be regularly addressed by this division.

In order to correct this problem, there is an obvious need for increased participation by the fire departments in taking advantage of the free 8-hour class offered by the SFMO. NFIRS support is currently provided by two (2) staff members, who also are available to schedule in-office one-on-one tutoring for FD members.

WEST VIRGINIA FIRE DEPARTMENT RESPONSE FY 2011



Note: Total number of calls represented above do not include ALL NFIRS incident types. The incident types above were selected to reflect some of the most frequently occurring responses by fire departments.

Code Series Legend (partial):

Service Calls – include person in distress, water problem, smoke/odor problem, animal problem or rescue, public service assistance; unauthorized burning (includes fires under control and not endangering property), cover assignment/standby at fire station/move-up and service call, other.

Good Intent Calls – include dispatched & cancelled enroute; wrong location, no emergency found; controlled burning; vicinity alarm; steam, other gas mistaken for smoke; EMS call where party has been transported; HazMat release investigation w/no HazMat found; good intent call, other.

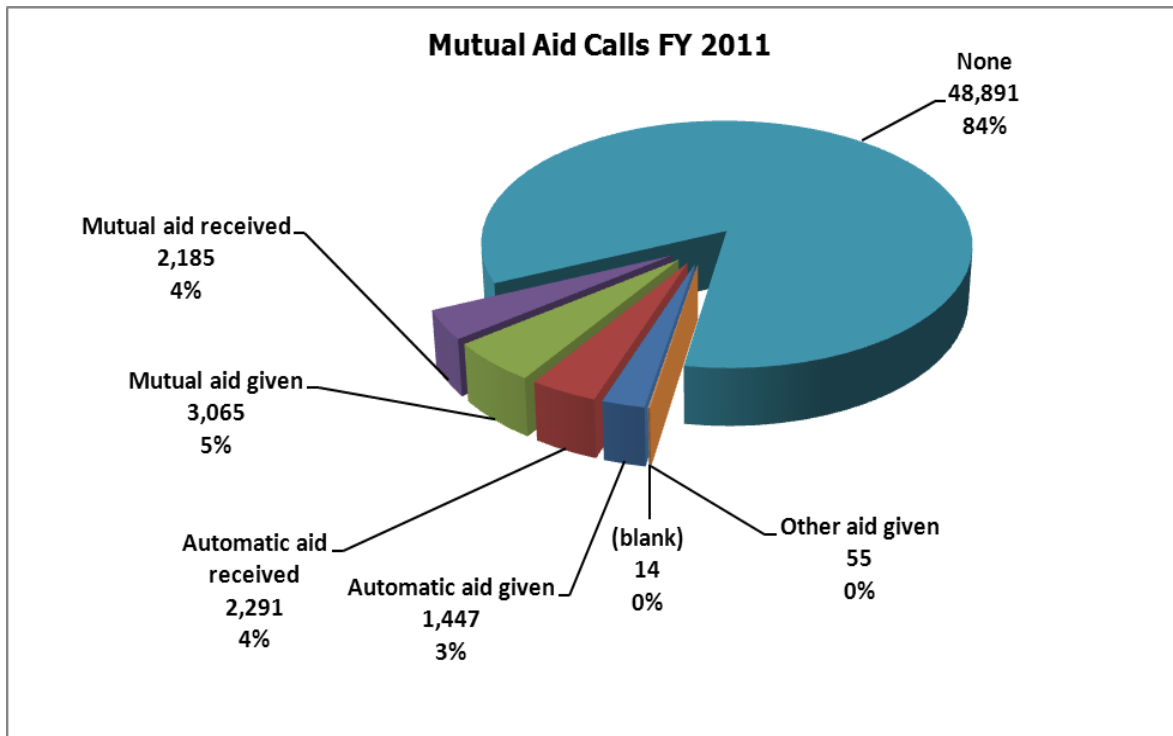
False Alarm & False Calls – include malicious/mischievous false alarms; bomb scare; system or detector malfunction; unintentional system or detector operation (no fire); biohazard scare; false alarm or false call, other.

Special Calls – Citizen's complaint, includes reports of code or ordinance violation; special type of incident, other.

Total number of FD responses for FY 2011 (All incident types).....	118,283
Total number of FD responses (Fire calls only).....	13,375
Total number of FD responses (Rescue/EMS calls only).....	57,948

MUTUAL AID INCIDENTS FY 2011

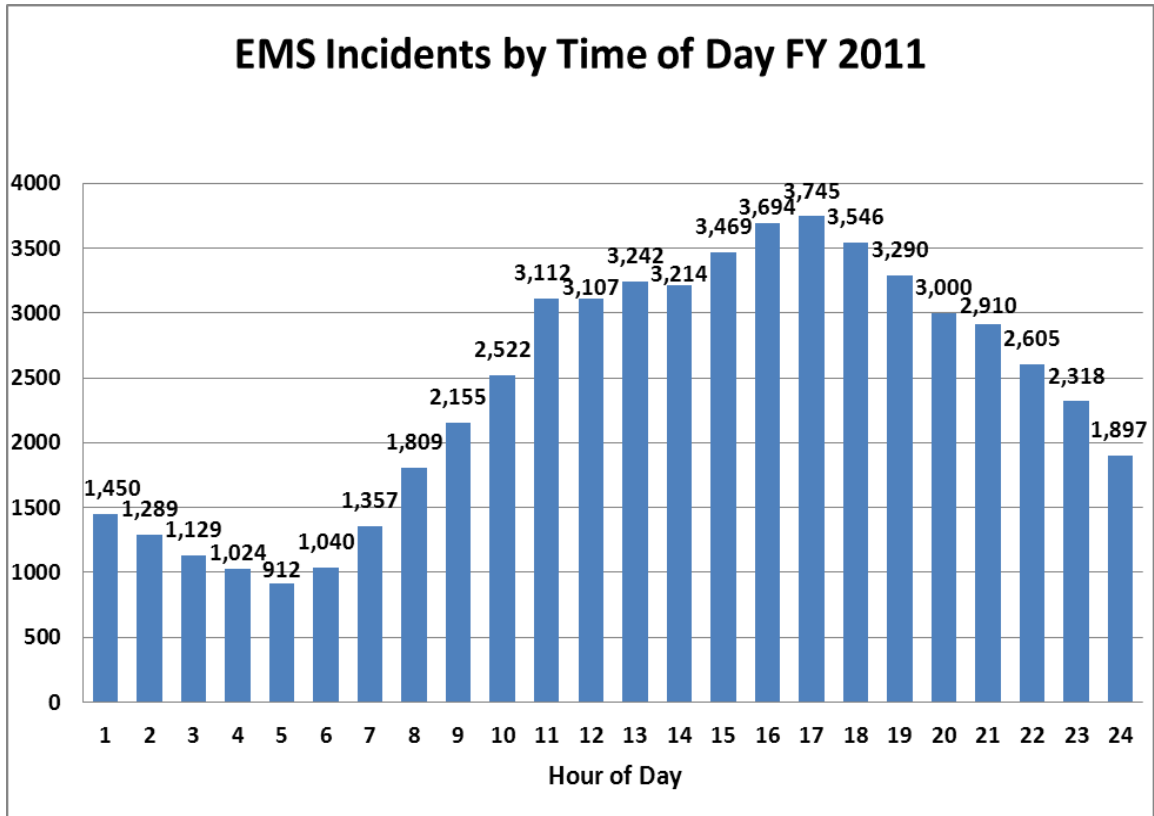
***Mutual aid given to FD's on all types incidents.....9,043**



The National Fire Incident Reporting System (NFIRS) used by the State of West Virginia includes Mutual Aid incidents under the following descriptor:

- **Aid Given (automatic or mutual):** A fire department responds into another fire department's jurisdiction to provide assistance at an incident or to cover a vacated station while the receiving fire department is busy at an incident.

According to NFIRS, "aid information can be used to study response levels necessary to control various fire and emergency situations. It can be used to determine the adequacy of resources at the local level and the need for adjusting cooperative agreements. The "Aid Given or Received" entry serves as data control to ensure that the same incident is not counted more than once while still giving credit for activity performed by outside departments."



NOTE: Emergency Medical Services (EMS) runs shown above are those incidents carried out by fire departments that run EMS and do not reflect runs made by private or any other ambulance services.

FIRE IN WEST VIRGINIA FY 2011

The fire problem varies from region to region in the United States. This can be a result of poverty, education, demographics and other causal factors. **According to the National Fire Protection Association's Sept. 2007 publication "U.S. Unintentional Death Rates by State", West Virginia easily ranks among the top ten (10) states on three (3) of the major correlating factors for fire deaths: poverty level, education level, and percentage of smokers.** Additional risk factors in West Virginia include a large rural population, and some of the largest populations of people with disabilities and senior citizens in the US.

Statistics reflecting smoke alarm use and operation for the state also continue to paint a disturbing picture in terms of inadequate residential fire protection.

Although the Public Education Division has significantly increased media outreach promoting public awareness of fire safety issues as well as the number of smoke alarms distributed over the past few years, much more needs to be done at the state, fire department, and community levels.

The above risk factors point to a critical need for increased fire protection in the home. **Residential fire sprinklers, when used in conjunction with smoke detectors, can result in survival rates of over 90%.** This is a tremendous boost to life safety, especially given the fact that most fire deaths continue to happen in the home. Legislation continues to be sought by the State Fire Marshal's Office to require these systems in all new residential construction, but much remains to be done regarding public awareness and education about the value and functioning of sprinkler systems.

As to the capabilities of this agency in providing leadership in public fire education, increased services such as long-term fire safety and prevention campaigns, smoke alarm programs, establishment of juvenile firesetter intervention programs, and other much-needed outreach measures will not become realities unless and until additional full-time Public Education Officers are added to the SFMO staff.

NFIRS DATA

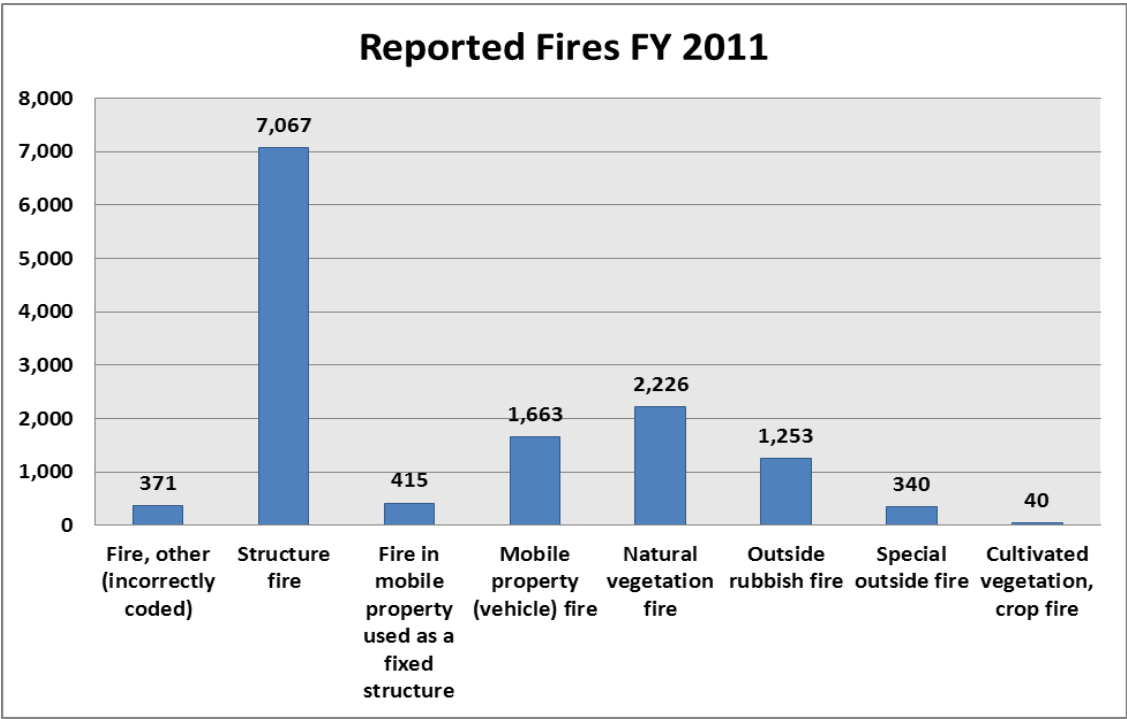
All following NFIRS statistics have been submitted by West Virginia's fire departments. The State of West Virginia utilizes the NFIRS Version 5.0 Federal Client Tool to coordinate fire and non-fire data.

Data gathered by use of USFA vendor-approved software is also acceptable to the SFMO. In cases where fire departments choose to use such independently purchased software, the Public Education Division cannot provide program-specific technical support but still assists in providing all other information needed to report in the NFIRS.

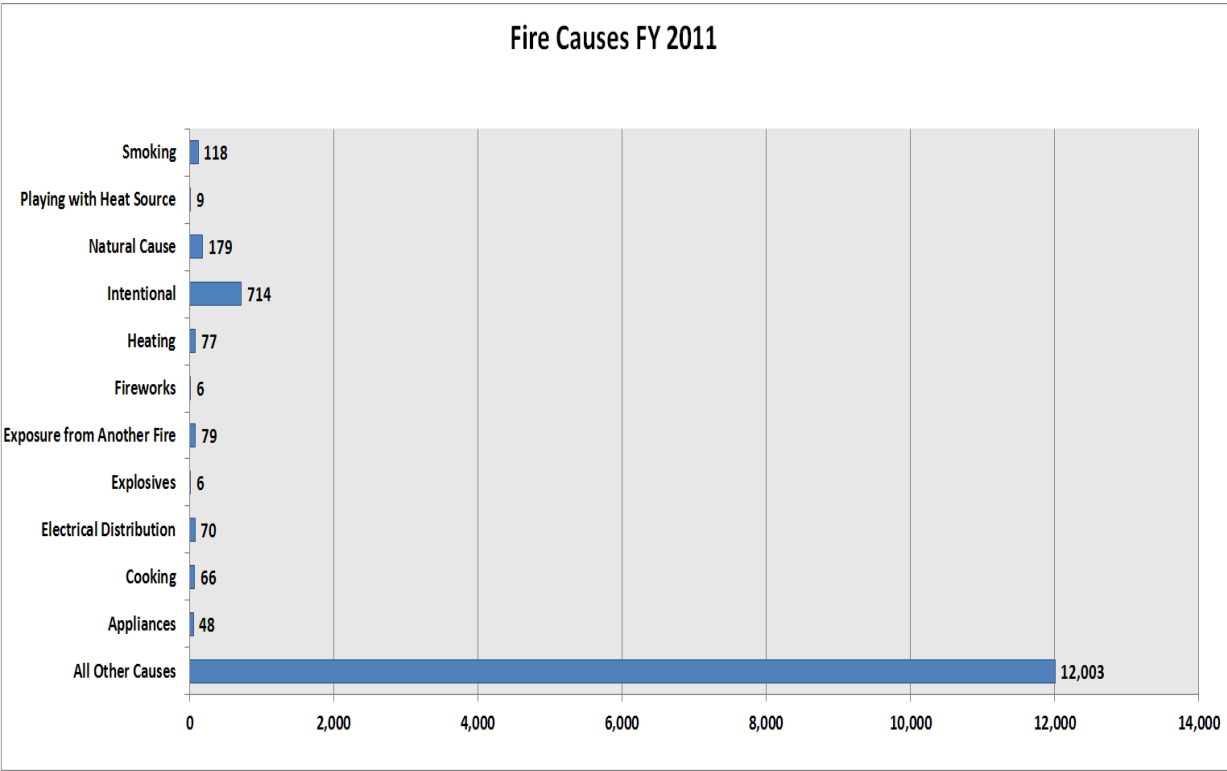
FY 2011

Civilian deaths:	51 *
Civilian injuries:	65
Firefighter deaths:	0
Firefighter injuries:	82
Total [estimated] fire loss:	\$142,422,659
<i>(Fire loss includes estimated property and contents)</i>	

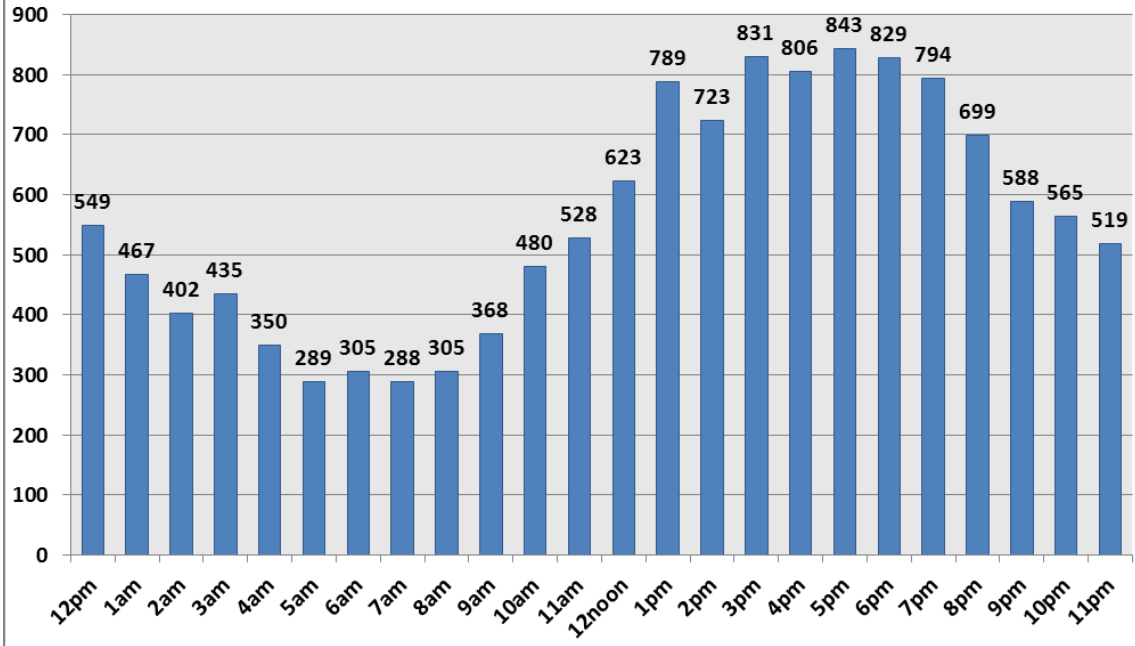
- ***As reported by WV FD's using NFIRS Version 5.0. *Number of fire fatalities reported by FD's differs from SFMO Fire Investigation Division statistics, which show 58 fire-related deaths for this fiscal year.*** This discrepancy is in part due to lack of follow-up as to fire victims transported out of area to burn centers for treatment, and later died (fire department did not update existing fire report to reflect change from fire injury to fire death); victims who died in incidents in which no fire department was called; and other factors.
- **** This includes ALL types of injury to firefighters, including those involving fire/smoke, vehicle crashes, explosions, falls, training injuries, etc.**



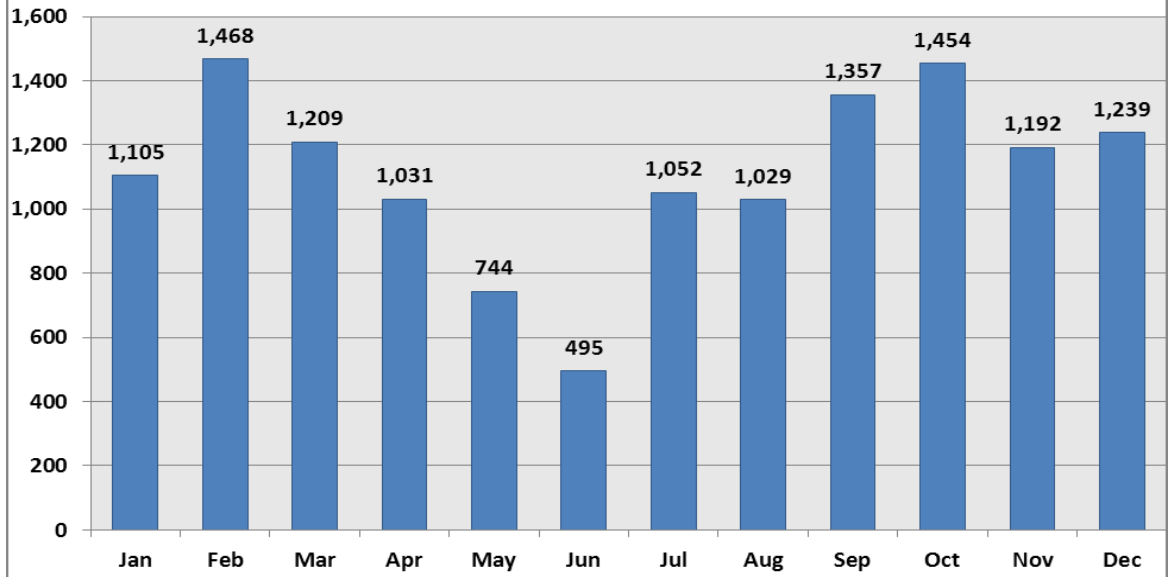
NOTE: Total number of structure fire causes represented above do NOT include all NFIRS incident codes for fire cause. The categories above were selected to reflect some of the most frequently occurring fire causes.



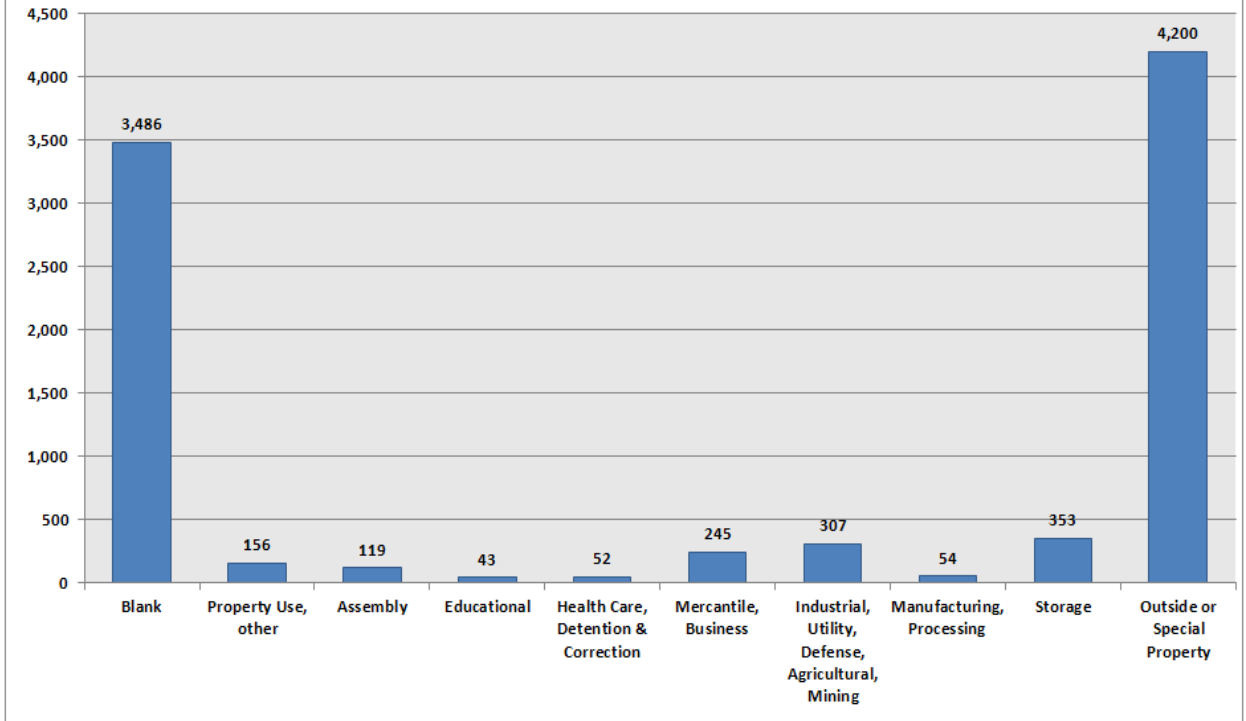
Fires by Hour of Day FY 2011



Fires by Month FY 2011

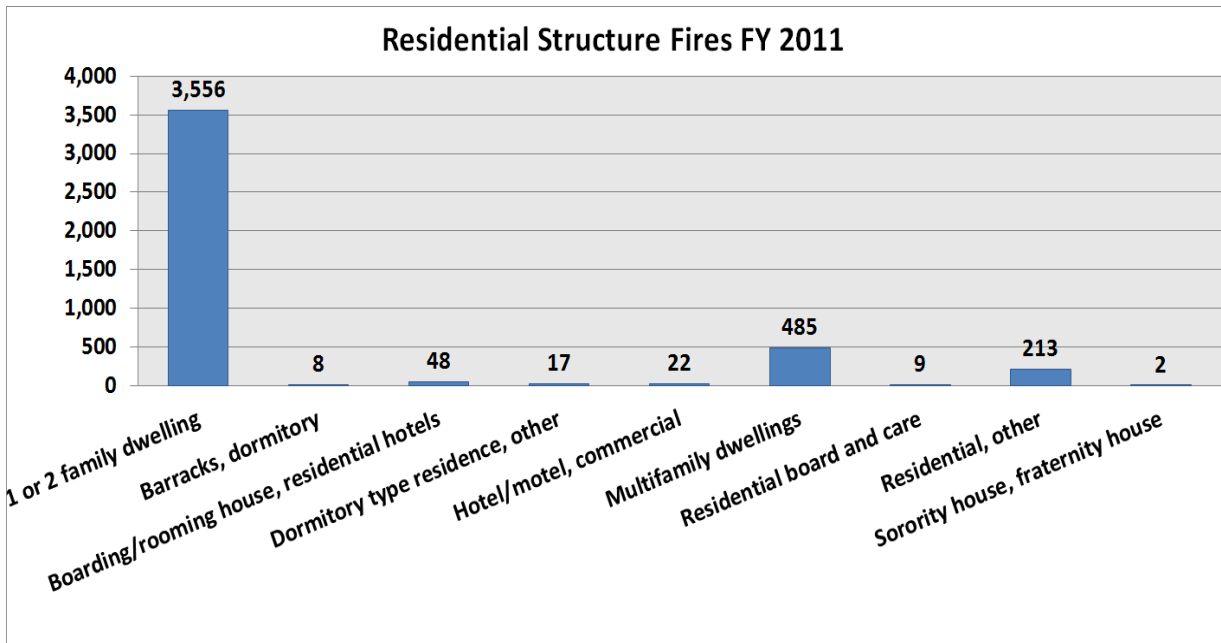


Public Property Structure Fires FY 2011



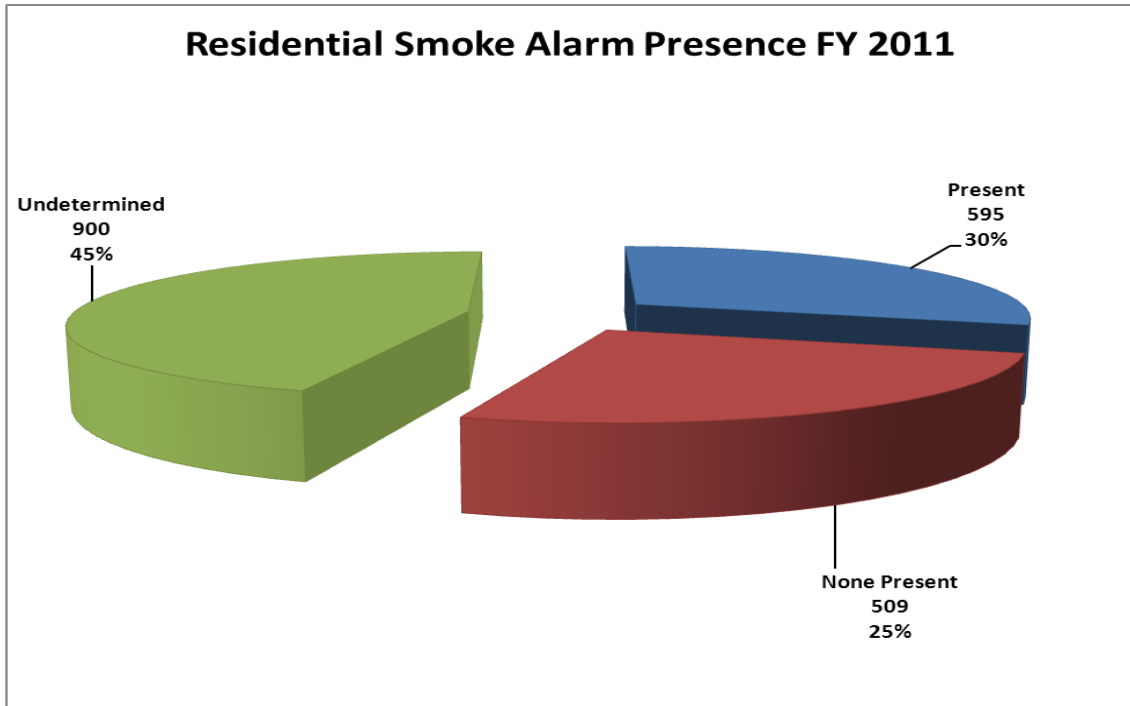
NOTE: Assembly occupancies include, but are not limited to, churches, restaurants, drinking establishments, auditoriums, nightclubs, courthouses and similar governmental buildings, museums, libraries, air and bus terminals, theaters, etc.

Residential Structure Fires FY 2011



Smoke Alarms FY 2011

Note ** The actual number of reported residential fires for this period is 4,360. The total of the smoke alarm presence numbers shown below, if added, shows 2,004. This discrepancy is in part due to the Structure Fire by Property Use report, which counts all the 100 series incident type codes and then sorts by Property Use, including Confined Fires. The Tally Reports for Smoke Alarm Presence and Operation would therefore exclude those confined fires (Incident type codes 113-118) since the Structure Fire Module is not typically completed for confined fires.



Smoke alarm data comprises a mandatory field in NFIRS 5.0.

