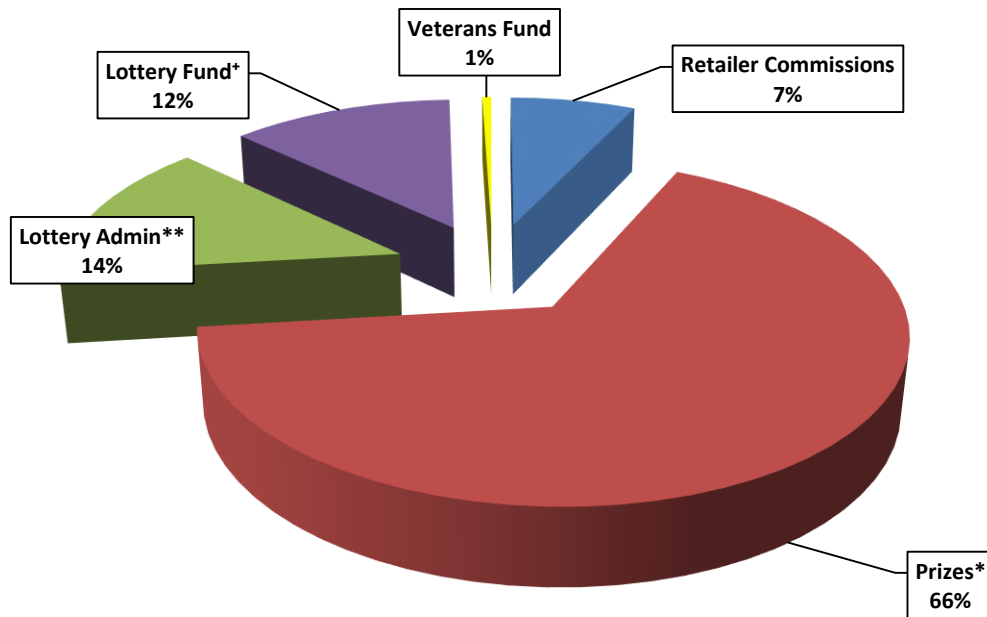


# WV Lottery

Interim Report to the Joint Select  
Committee on Tax Reform

# Distribution of \$103 Million Instant Sales



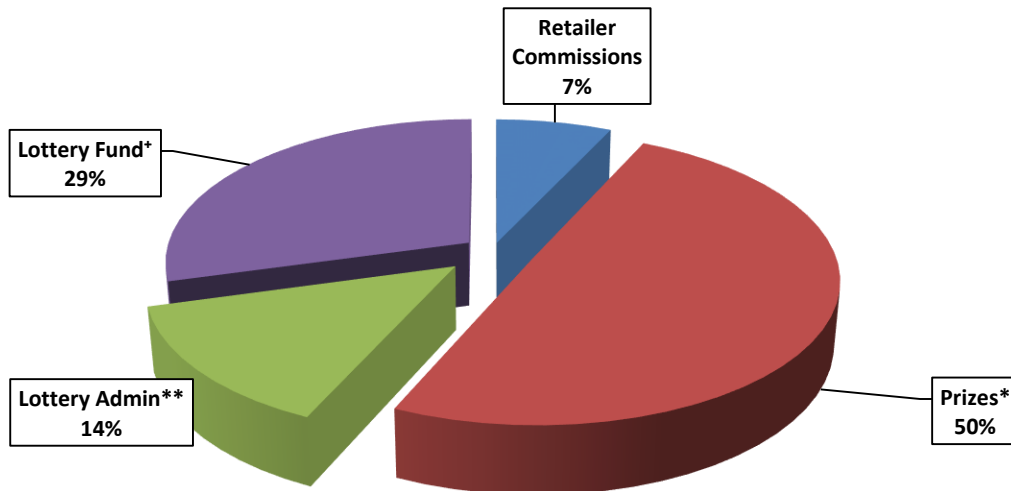
Sales	\$103.3
Retailer Commissions	\$7.2
Prizes	\$68.3
Lottery Admin	\$14.5
<u>Veteran's Fund</u>	<u>\$0.5</u>
Net Available	\$12.8
Admin Surplus	\$4.3

*\*Prizes include a cashing bonus (1% of prizes paid by retailers at their location) and a selling bonus (1% of prizes paid by the Lottery Headquarters for tickets sold at retailer location with a maximum of \$100 thousand) Prize expense also includes funding of up to 1.25% of sales from the Unclaimed Prize Fund.*

*\*\*Includes \$4.3 million of administrative allowance that was surplused to the State.*

*\*Amounts available for appropriation.*

# Distribution of \$77 Million Online Sales



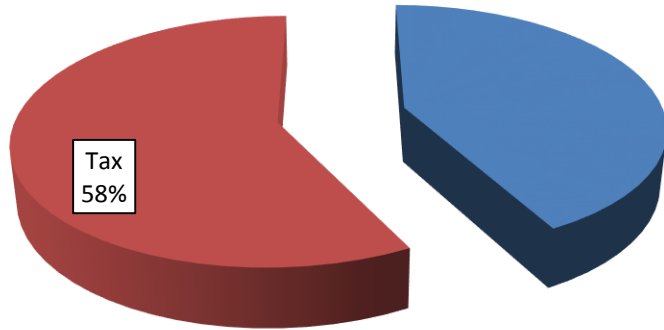
Sales	\$76.7
Retailer Commissions	\$5.3
Prizes	\$38.2
Lottery Admin	\$10.7
Net Available	\$22.5
Admin Surplus	\$1.1

*\*Prizes include a cashing bonus (1% of prizes paid by retailers at their location) and a selling bonus (1% of prizes paid by the Lottery Headquarters for tickets sold at retailer location with a maximum of \$100 thousand) Prize expense also includes funding of up to 1.25% of sales from the Unclaimed Prize Fund.*

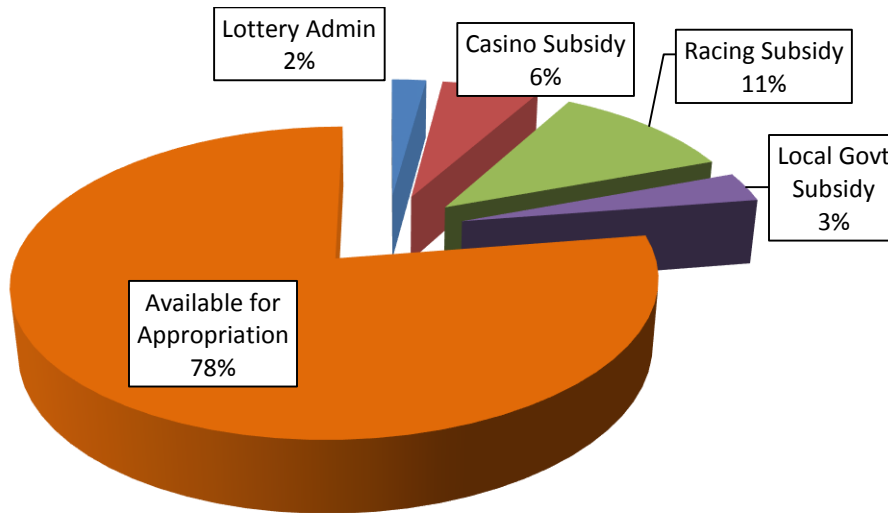
*\*\*Includes \$1.1 million of administrative allowance that was surplused to the State.*

*\*Amounts available for appropriation.*

# Tax Rate and Distribution for \$558 Million Racetrack Video Lottery Sales



Breakdown of 58% Tax



Amount Played	\$6,269.2
Amount Won	\$5,624.7
<u>Promotional Play</u>	<u>\$86.7</u>

Racetrack Video Sales \$557.8

**Casino Commissions \$235.8**

**Casino Subsidy \$19.3**

Capital Reinvestment \$5.8

Track Pension \$4.5

Modernization \$9.0

**Racing Subsidy \$36.1**

Greyhound Purses \$7.8

Greyhound Development \$3.5

Thoroughbred Purses \$21.3

Thoroughbred Development \$3.5

**Local Government \$10.4**

**Lottery Admin (net of mod) \$6.8**

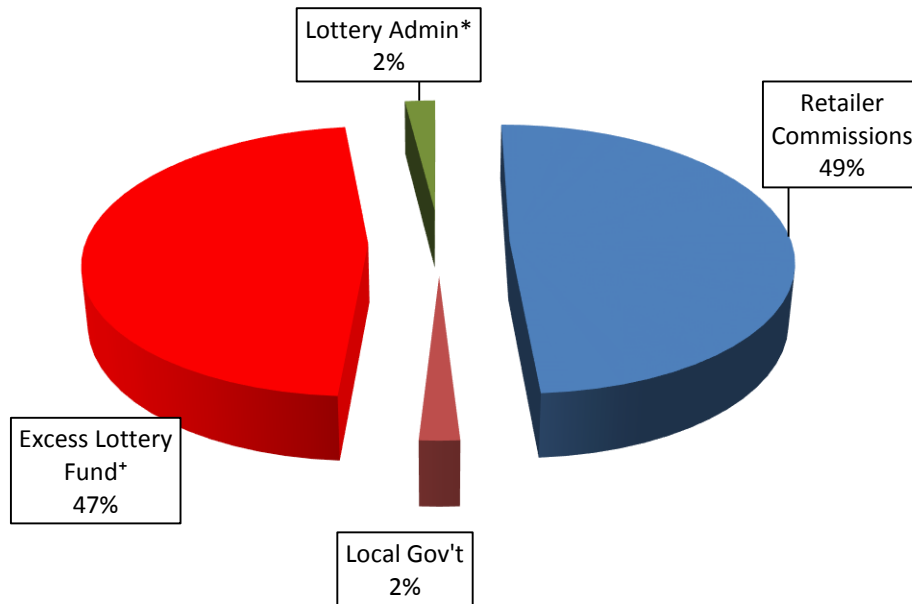
**Net Available \$249.4**

Modernization Expiration \$3.2

Admin Surplus \$1.8

Decal Fees Paid \$0.6

# Distribution of \$373 Million Limited Video Lottery Sales

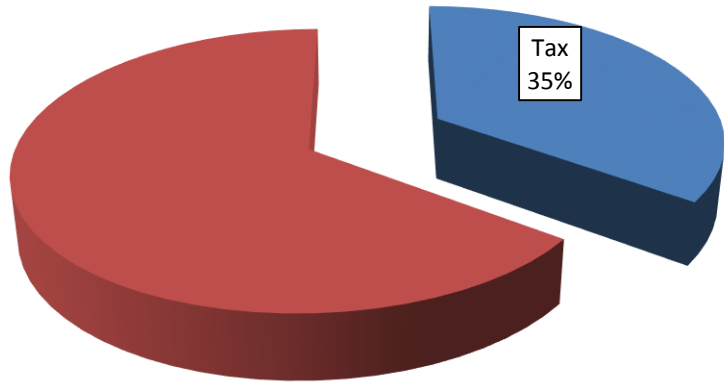


Amount Played	\$4,462.9
<u>Amount Won</u>	<u>\$4,089.7</u>
Limited Video Sales	\$373.2
Retailer Commissions	\$182.9
Local Government	\$7.3
<u>Lottery Admin</u>	<u>\$7.5</u>
Net Available	\$175.5
License Fees	\$9.6
Admin Surplus	\$1.6

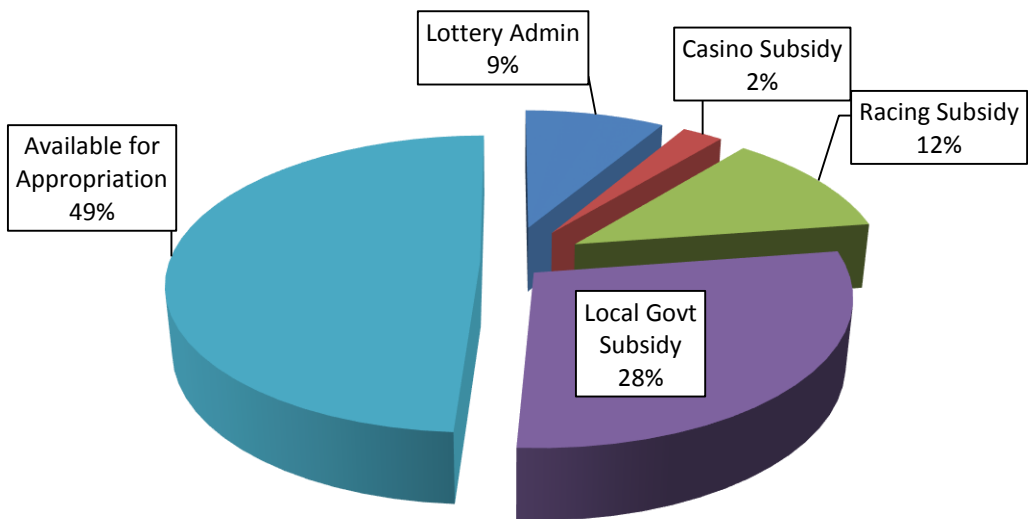
*\*Of the Lottery's \$7.5 million of administrative allowance, \$1.6 million was returned as surplus to the State.*

*\*Amounts available for appropriation.*

# Tax Rate and Distribution for \$134 Million Racetrack Table Games Adjusted Gross Receipts




Breakdown of 35% Tax

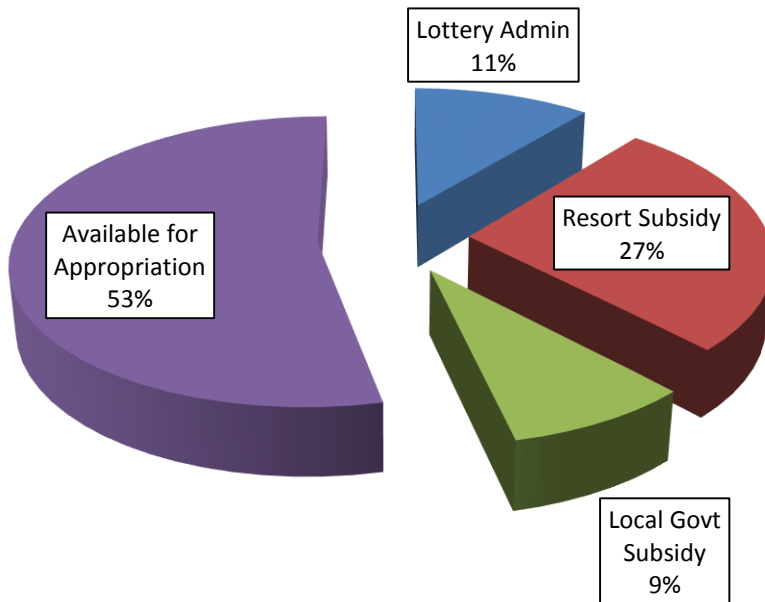


Adjusted Gross Receipts	\$134.1
Casino Commissions	<u>\$87.2</u>
Table Games Tax	\$46.9
<b>Casino Subsidy</b>	<b>\$1.2</b>
Track Pension	\$1.2
<b>Racing Subsidy</b>	<b>\$5.4</b>
Greyhound Purses	\$0.5
Greyhound Development	\$0.4
Thoroughbred Purses	\$2.5
Thoroughbred Development	\$2.0
<b>Local Government</b>	<b>\$13.3</b>
<b>Lottery Admin</b>	<b><u>\$4.0</u></b>
<b>Net Available</b>	<b>\$23.0</b>
License Fees	\$10.0

# Tax Rate and Distribution for \$10 Million Greenbrier Resort Lottery Sales



Breakdown of 44% Tax



Amount Played	\$62.3
Amount Won	\$57.3
<u>Promotional Play</u>	<u>\$0.9</u>

Gross Terminal Income	\$4.1
<u>Adjusted Gross Receipts</u>	<u>\$5.7</u>

Greenbrier Sales \$9.8

**Resort Commissions \$5.4**

**Resort Subsidy \$1.2**

Human Resource Benefit \$1.0  
Resort Capital Reinvestment \$0.2

**Local Government \$0.4**

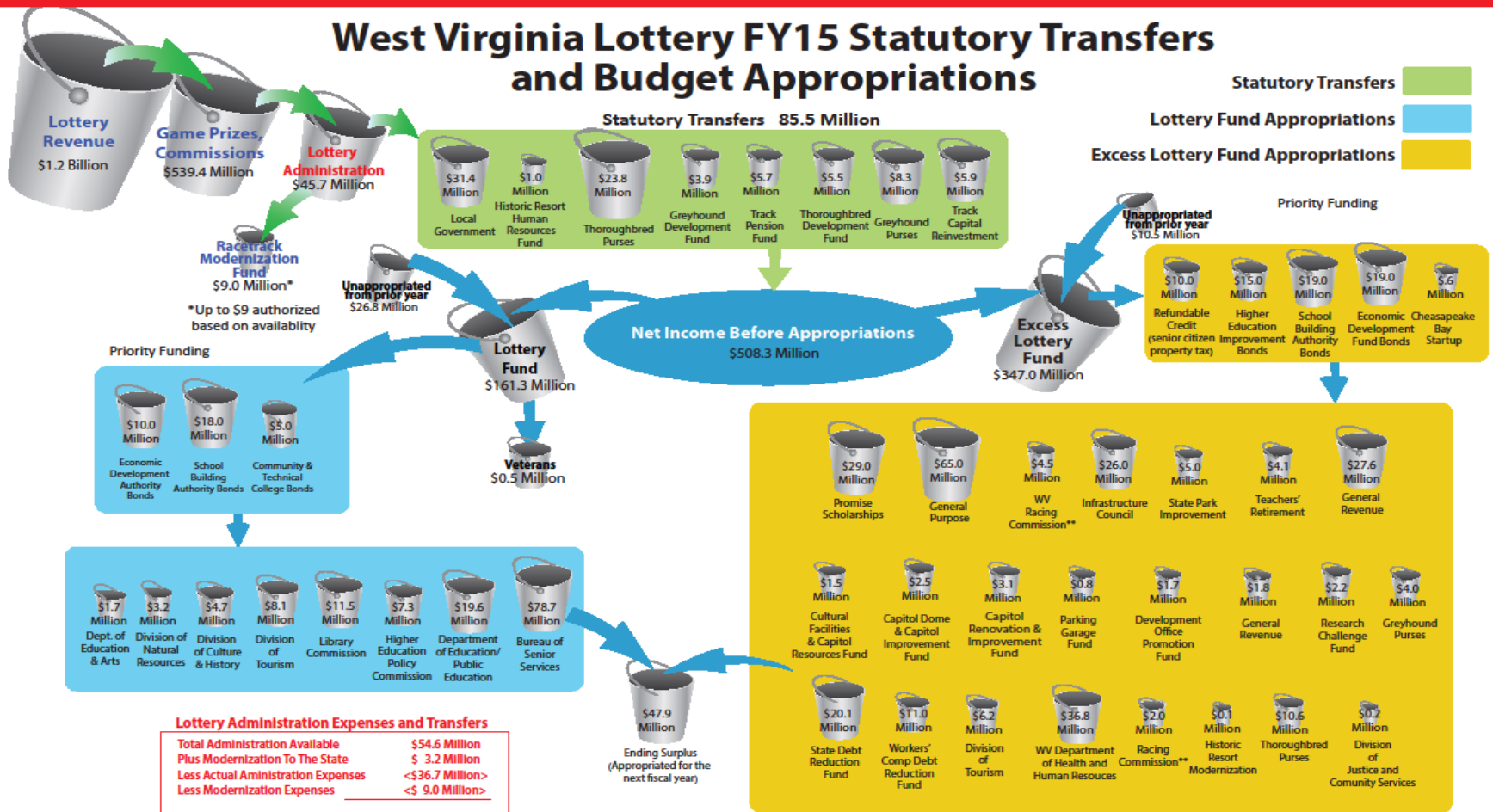
**Lottery Admin \$0.5**

**Net Available \$2.3**

License Fees \$0.5

# Where Does it all go?

## West Virginia Lottery FY15 Statutory Transfers and Budget Appropriations



Draft – not for distribution

\*\*Funds provided for further distribution to racing industry.

Updated - 7/30/2015