

ONE HUNDRED
AND FIRST
ANNUAL REPORT



WEST VIRGINIA MUNICIPAL BOND COMMISSION

ANNUAL SUMMARY OF RECEIPTS & DISBURSEMENTS
JULY 1, 2021 – JUNE 30, 2022

WEST VIRGINIA MUNICIPAL BOND COMMISSION

Suite 1117
900 Pennsylvania Avenue
Charleston WV 25302
(304) 558-3971
Fax (304) 558-1280
munibondcomm@wv.gov
<http://mbc.wv.gov>

MATT IRBY

STATE TAX COMMISSIONER, CHAIR

RILEY MOORE

STATE TREASURER

JOHN B. McCUSKEY

STATE AUDITOR

STEPHEN T. WILLIAMS

MEMBER

LINDA K. EPLING

MEMBER

SARA L. ROGERS
EXECUTIVE DIRECTOR

PATRICIA A. LAWRENCE
ADMINISTRATIVE ASSISTANT

CASEY PARSONS
DEPUTY DIRECTOR

**WEST VIRGINIA
MUNICIPAL BOND COMMISSION**

**Annual Summary of
Receipts and Disbursements
July 1, 2021 - June 30, 2022**

Account Numbers 7250 and 7251

	FY 20-21	FY 21-22
Beginning Balance, July 1	\$ 273,562,006	\$ 221,801,100
Add: Remittances	296,540,106	274,217,558
Public Utility Taxes	6,134,948	7,265,205
Interest Earned on:		
Escrowed Investments	1,020,263	544,983
Pool Investments	179,759	219,088
Discount Earned on:		
Matured Escrowed Investments	0	0
Miscellaneous	0	0
Total Receipts	303,875,076	282,246,835
Beginning Balance plus Receipts	577,437,082	504,047,935
Less: Principal Paid	276,741,217	207,460,454
Interest Paid	58,293,758	58,331,155
Bondholder Adm Fee Paid	3,833,183	3,841,258
Premium Paid on:		
Matured Escrowed Investments	0	0
Bonds Retired Early	0	0
Refunds to Issuers	16,456,634	10,725,817
Bank Fees Paid	180	95
MBC Fees Paid	309,810	316,678
BTI Fees Paid	1,200	1,200
Miscellaneous	0	0
Total Disbursements	355,635,982	280,676,657
Ending Balance, June 30	\$ 221,801,100	\$ 223,371,278

THE MUNICIPAL BOND COMMISSION

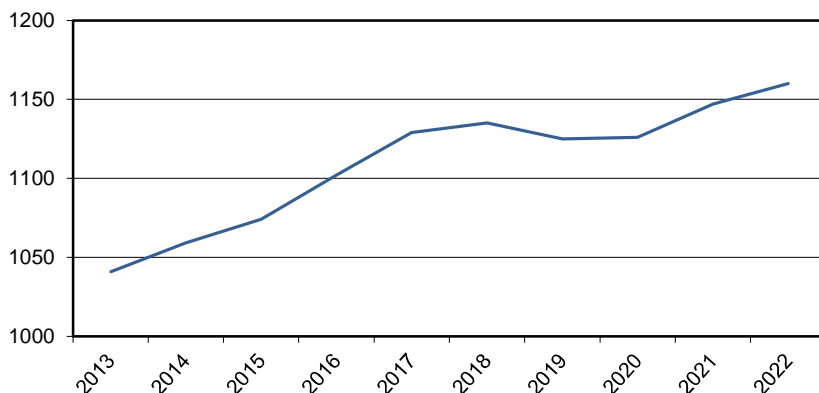
Report of the Executive Director

In 1921, The West Virginia Legislature created the State Sinking Fund Commission to act as the fiscal agent/trustee for the bond issues of the State and its political subdivisions. The agency was charged with the responsibility of receiving the deposits of the various issuers, investing them for a reasonable return consistent with State statute and bond ordinance requirements, disbursing funds to the appropriate paying agent banks or bondholders to meet debt services, receiving and reconciling cancelled securities, maintaining and reporting the financial accounts of each depositor, and aiding the issuers in the management of their resources. The agency would encourage the financial growth of the State by helping to maintain a receptive financial market for West Virginia bond issues through professional management services and to provide a central information source. In 1977, the name of the Commission was changed to the Municipal Bond Commission.

The Commission is composed of five members: State Tax Commissioner Matt Irby, Chairman; State Treasurer Riley Moore, member; State Auditor John McCuskey, member; Linda Epling of Raleigh County, member; and Stephen Williams, Mayor of Huntington, Cabell County, member. The Commission elects an Executive Director who is responsible for the day to day operations of the Commission. The Commission meets periodically to oversee the operations of the staff.

Under State statute, the Commission is appointed as fiscal agent for all general obligation (tax levy) bond issues of the county commissions, municipalities, and school districts of the State. It determines levy requirements for all such issues each year. In the one hundred and one years since the creation of the Commission, the State has not had a default or slow payment on any general obligation issue in the State.

Number of Issues under Management



The Commission is also appointed fiscal agent for revenue bond issues of municipalities and their utilities. Additional accounts are maintained for State agency revenue bonds, colleges and universities. The Commission also serves as fiscal agent for

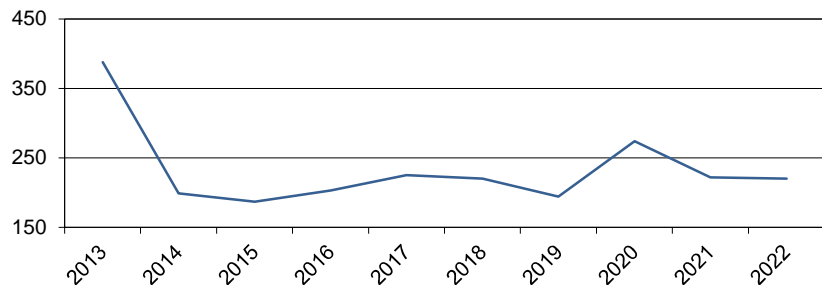
most, though not all, public service districts. It does not handle State general obligation bonds (roads and schools), State and local housing bonds, Parkway Authority, School Building Authority bond issues, or any industrial development bond issues. The Commission works closely with the WV Infrastructure and Jobs Development Council, the Water Development Authority, the WV Department of Environmental Protection, and the WV Bureau of Public Health in the management of their water and sewer infrastructure projects. The Commission also maintains many reserve accounts for the US Department of Agriculture bond issues. At present, 1,160 bond issues and 2,657 accounts are under supervision.

For ninety years, the Legislature has made a blanket appropriation annually to cover possible deficiencies that could arise in State and general obligation sinking fund accounts. This act, in part, reads:

Sinking Fund Deficiencies-There is hereby appropriated to the Governor a sufficient amount to meet a deficiency that may arise...in the funds of the Municipal Bond Commission because of the failure of any State agency for either general obligation or revenue bonds or any local taxing district for general obligation bonds to remit funds necessary for the payment of interest and sinking fund requirement. The Governor is authorized to transfer from time to time such amounts to the Municipal Bond Commission as may be necessary for (this purpose).

The Commission also maintains discretionary accounts, called 7251, where State and local governments may deposit surplus funds for investment. All funds on deposit with the Commission are invested to earn interest. As of June 30, 2022, the Commission held the following managed assets:

Total Managed Assets (in millions)



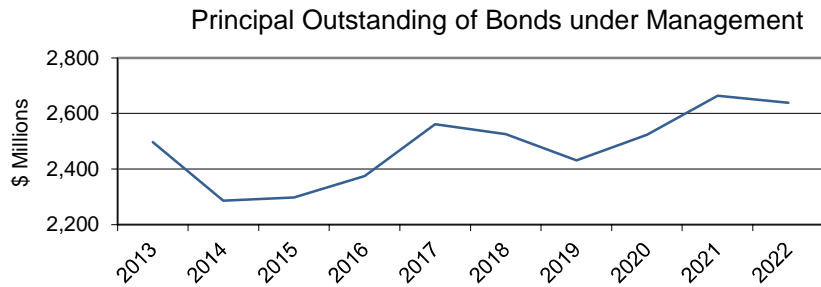
Pool Investments	\$180,627,194
Escrowed Investments	<u>39,673,735</u>
Total Investments	\$220,300,929
Cash	<u>3,070,341</u>
Total Managed Assets	<u>\$223,371,270</u>

This is an increase of 7% compared with a year earlier.

Pool investments of the Commission are held in a Government Money Market Pool, which is maintained at the Board of Treasury Investments. This Pool is limited to full faith and credit US Treasury and Agency investments of less than 13 months maturity and has an average portfolio maturity not exceeding 90 days. Other investments held by

the Commission, primarily escrowed investments held in trust to defease specific bond issues, are maintained in separate accounts outside the Pool. These investments are made only at the direction of the issuers. The Pool's yield increased for the fiscal year to an average of 0.10%.

With the 1,160 issues managed at the end of the fiscal year, the original principal outstanding was \$3.77 billion.



Current total principal outstanding of these issues is \$2.64 billion. Many issues have not yet drawn their full loan. The majority of the issues the Commission handles are Water and Sewer projects, this is followed by County

Schools and Higher Education. The Commission handles a small number of issues for BANS, Parking, Improvements, Civic Center and Hospitals. The Commission serves as fiscal agent for issues from every county in the state.

Since 1991, the Commission has financed its operations from fees assessed for its services. The fee for fiscal year 2022 was 20/100 of 1% of the debt service paid for each issue, with a maximum of no more than \$2,000 per issue or series per year.

Percent		Principal Outstanding
80.6	Water and/or Sewer	\$ 2,126,335,780
13.8	County Schools	364,848,806
5.4	Higher Education	142,435,000
<u>0.2</u>	Other	<u>4,762,643</u>
100.0		\$ 2,638,382,229

7250

SUMMARY OF INVESTMENTS AS OF JUNE 30, 2022
(at cost)

7250

	<u>June 30, 2021</u>	<u>June 30, 2022</u>
Investment Pool	\$ 177,160,148	\$ 180,627,194
Escrowed Investments:		
Municipal Revenues:		
Wheeling 13 Water & Sewer	0	31,713,810
Wheeling 15 Water & Sewer	0	7,959,925
County School General Obligation:		
Monongalia County 2012	<u>28,916,006</u>	<u>0</u>
Total Escrowed Investments:	<u>28,916,006</u>	<u>39,673,735</u>
TOTAL INVESTMENTS	<u><u>\$ 206,076,154</u></u>	<u><u>\$ 220,300,929</u></u>

DEBT SERVICE ACCOUNTS

	COLLEGES & UNIVERSITIES	COUNTY GENERAL OBLIGATION	COUNTY REVENUE	COUNTY SCHOOL DISTRICTS	PUBLIC SERVICE DISTRICTS	MUNICIPAL GENERAL OBLIGATION	MUNICIPAL REVENUE	TOTAL
Beginning Balance, July 1, 2021	\$ 1,713,092	\$ 52,961	\$ 1,976,346	\$ 59,877,209	\$ 62,654,696	\$ 240,684	\$ 82,163,368	\$ 208,678,356
Add: Remittances	13,741,586	0	2,894,384	46,922,731	63,237,942	163,349	147,143,654	274,103,645
Public Utility Taxes	0	3	0	7,241,606	0	23,596	0	7,265,205
Interest Earned on:								
Escrowed Investments	0	0	0	482,356	0	0	62,627	544,983
Pool Investments	2,542	52	2,584	56,778	61,690	295	85,947	209,888
Discount Earned on:								
Matured Escrowed Investments	0	0	0	0	0	0	0	0
Miscellaneous	0	0	0	0	0	0	71,733	71,733
Total Receipts	<u>\$ 13,744,128</u>	<u>\$ 55</u>	<u>\$ 2,896,968</u>	<u>\$ 54,703,471</u>	<u>\$ 63,299,632</u>	<u>\$ 187,241</u>	<u>\$ 147,363,961</u>	<u>\$ 282,195,455</u>
Beginning Balance plus Receipts	15,457,220	53,016	4,873,314	114,580,680	125,954,328	427,925	229,527,329	490,873,811
Less: Principal Paid	5,600,000	0	1,912,313	66,737,844	50,062,373	140,000	83,007,924	207,460,454
Interest Paid	8,217,869	0	918,995	11,595,810	14,805,104	29,100	22,764,278	58,331,155
Bondholder Adm Fee Paid	0	0	52,617	0	1,301,776	0	2,486,864	3,841,258
Premium Paid on:								
Matured Escrowed Investments	0	0	0	0	0	0	0	0
Bonds Retired Early	0	0	0	0	0	0	0	0
Refunds to Issuers	0	0	31	571,640	2,549,058	2,130	2,540,986	5,663,845
Bank Fees Paid	0	0	0	0	35	0	30	65
MBC Fees Paid	5,078	0	5,768	36,100	117,465	338	151,929	316,678
BTI Fees Paid	0	0	0	566	0	0	634	1,200
Miscellaneous	0	0	0	158	77,349	0	0	0
Total Disbursements	<u>\$ 13,822,947</u>	<u>\$ 0</u>	<u>\$ 2,889,724</u>	<u>\$ 78,942,118</u>	<u>\$ 68,913,160</u>	<u>\$ 171,568</u>	<u>\$ 110,952,645</u>	<u>\$ 275,692,162</u>
Ending Balance, June 30, 2022	<u>\$ 1,634,273</u>	<u>\$ 53,016</u>	<u>\$ 1,983,590</u>	<u>\$ 35,638,562</u>	<u>\$ 57,041,168</u>	<u>\$ 256,357</u>	<u>\$ 118,574,684</u>	<u>\$ 215,181,649</u>

STATEMENT OF 7250 DEBT SERVICE ACCOUNT

	Account Balance		Principal Outstanding June 30, 2022	% Chg in \$ Amount 2021-2022	Number of Issues
	June 30, 2021	June 30, 2022			
<u>Colleges & Universities:</u>	\$ 1,713,092	\$ 1,634,273	\$ 142,435,000	-3.78%	3
<u>County Issues:</u>					
County Commission Revenue	1,976,346	1,983,590	39,530,223	-4.31%	18
County Commission General Obligation	52,961	53,016	0		0
County School General Obligation	59,877,209	35,638,562	364,848,806	-15.46%	18
	<u>61,906,516</u>	<u>37,675,168</u>	<u>404,379,029</u>		<u>36</u>
<u>Municipal Issues:</u>					
Municipal Revenue	82,163,369	118,574,685	1,130,307,133	+4.83%	560
Municipal General Obligation	240,685	256,358	925,000	-13.15%	1
	<u>82,404,054</u>	<u>118,831,043</u>	<u>1,131,232,133</u>		<u>561</u>
<u>Public Service Districts:</u>	62,654,690	57,041,162	960,336,067	-0.19%	560
Bank Commission Suspense Account	<u>226</u>	<u>383</u>			
Total Assets:	<u>\$ 208,678,578</u>	<u>\$ 215,182,029</u>	<u>\$ 2,638,382,229</u>	<u>-0.90%</u>	<u>1,160</u>
Cash	\$ 2,602,424	\$ 3,063,257			
Escrowed Investments	28,916,006	39,673,735			
Pool Investments	<u>177,160,148</u>	<u>172,445,037</u>			
	<u>\$ 208,678,578</u>	<u>\$ 215,182,029</u>			
Percentage Change		+3.12%			

7251	DEPOSITS FOR INVESTMENT			7251
	<u>STATE</u>	<u>LOCAL CURRENT EXPENSE</u>	<u>LOCAL CAP. OUTLAY & PERM. IMP.</u>	<u>7251 GRAND TOTAL</u>
Beginning Balance July 1, 2021	\$ 298	\$ 13,121,030	\$ 1,186	\$ 13,122,514
Add: Remittance	0	113,913	0	113,913
Int. Earned				
Pool	0	9,199	0	9,199
Miscellaneous	0	5,616	0	5,616
Beginning Balance plus Receipts	298	13,249,758	1,186	13,251,242
Less: Refunds	0	5,061,972	0	5,061,972
Miscellaneous	0	30	0	30
Ending Balance June 30, 2022	<u>\$ 298</u>	<u>\$ 8,187,757</u>	<u>\$ 1,186</u>	<u>\$ 8,189,241</u>

SUMMARY OF INVESTMENTS OUTSTANDING AS OF JUNE 30, 2022

(All investments for 7251 are in the Board of Treasury
Investment's Government Money Market Pool, and are carried at cost.)

<u>Account</u>	<u>June 30, 2021</u>	<u>June 30, 2022</u>
State Discretionary	\$ 298	\$ 298
Local Current Expense	13,120,967	8,181,166
Capitol Outlay/Permanent Impr.	693	693
Total Investments	13,121,958	8,182,157
Cash	556	7,084
Total	<u>\$ 13,122,514</u>	<u>\$ 8,189,241</u>

NEW BOND ISSUES TO BE ADMINISTERED BY THE MUNICIPAL BOND COMMISSION

July 1, 2021 - June 30, 2022

Issue Date	Issue Amount	Issue	Final Maturity
12/16/2021	\$ 400,000	Albright 21-A Sewer Revenue	12/01/2051
02/08/2022	3,767,074	Ansted 22-A Sewer Revenue	12/01/2051
07/29/2021	600,000	Capon Bridge 21-A Sewer Revenue	06/01/2061
02/02/2022	4,380,000	Charles Town 22-A Water & Sewer Refunding Revenue	06/01/2033
04/27/2022	725,000	Clarksburg 22-A Sewer Revenue	03/01/2042
07/29/2021	3,541,530	Eastern Wyoming PSD 21-A Water Revenue	03/01/2053
11/16/2021	303,000	Gilmer County PSD 21-A Water Refunding Revenue	08/01/2034
11/16/2021	1,259,900	Gilmer County PSD 21-B Water Refunding Revenue	02/01/2030
06/16/2022	1,266,872	Huttonsville PSD 22-A Sewer Revenue	06/01/2062
09/10/2021	484,776	Jane Lew PSD 21 Water Refunding Revenue	12/01/2044
05/25/2022	2,905,000	Lewisburg 22-A Water Refunding Revenue	06/01/2033
10/21/2021	3,277,108	Mill Creek 21-A Water Revenue	09/01/2061
02/11/2022	500,000	Mingo County PSD 22-B Water Revenue	06/01/2053
03/31/2022	2,750,000	Monongah 22-A Sewer Revenue	03/01/2052
12/29/2021	3,770,000	Moundsville 21-A Water Refunding Revenue	03/01/2045
10/08/2021	2,024,895	Nettie Leivasy PSD 21-A Water Revenue	12/01/2052
06/28/2022	407,357	Oceana (KOP) 22-A Water Revenue	10/01/2035
07/14/2021	7,585,000	Parkersburg 21-A Water & Sewer Refunding Revenue	08/01/2025
03/09/2022	11,000,000	Parkersburg 22-A Water & Sewer Revenue	09/01/2048
11/18/2021	151,130	Paw Paw 21-A Sewer Revenue	09/01/2061
03/31/2022	200,000	Paw Paw 22-A Water Revenue	03/01/2062
08/05/2021	2,800,000	Pennsboro 21-A Water Revenue	06/01/2061
01/12/2022	550,000	Pineville 22-A Water Revenue	09/01/2052
11/18/2021	974,367	Pocahontas County PSD 21-A Sewer Revenue	09/01/2061
03/01/2022	15,270,000	Raleigh County PSD 22-A Water Refunding Revenue	06/30/2052
11/18/2021	5,062,245	Ravenswood 21-A Water Revenue	06/01/2048
11/18/2021	1,027,193	Ravenswood 21-B Water Revenue	06/01/2043
06/16/2022	5,060,390	Richwood 22-A Water & Sewer Revenue	06/01/2062
05/25/2022	550,000	Ripley 22 Sewer Refunding Revenue	02/01/2038
09/15/2021	1,250,000	Shepherdstown 21 Water Revenue	10/01/2036
07/29/2021	395,000	Sistersville 21-A Sewer Revenue	06/01/2051
06/16/2022	13,700,000	Southern Jackson County PSD 22-A Sewer Revenue	06/01/2062
03/25/2022	979,534	Southern Jackson County PSD 22-A Water Ref Revenue	04/01/2037
03/25/2022	306,493	Southern Jackson County PSD 22-B Water Ref Revenue	06/01/2036
12/02/2021	10,335,000	Tomlinson PSD 21-A Water Revenue	12/01/2061
09/08/2021	544,900	Walton PSD 21 Water Revenue	09/01/2052
08/03/2021	35,565,000	Wheeling 21-A Water & Sewer Refunding Revenue	06/01/2051
08/03/2021	31,515,000	Wheeling 21-B Water & Sewer Refunding Revenue	06/01/2043
08/03/2021	7,905,000	Wheeling 21-C Water & Sewer Refunding Revenue	06/01/2036
12/02/2021	2,377,224	Whitehall PSD 21 Sewer Revenue	12/01/2036
	<u>\$ 187,465,988</u>	40 New Issues	

PAID OUT ISSUES ADMINISTRED BY THE MUNICIPAL BOND COMMISSION

July 1, 2021 - June 30, 2022

<u>Issue Date</u>	<u>Issue Amount</u>	<u>Issue</u>	<u>Paid Out</u>
11/19/2015	\$ 2,750,000	Charles Town 15-A Water & Sewer Ref Revenue, Called	02/11/2022
11/19/2015	4,355,000	Charles Town 15-B Water & Sewer Ref Revenue, Called	02/11/2022
04/23/2001	2,383,850	Clarksburg 01-A Water Revenue	03/01/2022
01/24/2017	1,907,300	Deckers Creek PSD 17-A Sewer Revenue, Called	01/26/2022
04/22/2019	1,000,000	Follansbee 19 Sewer Revenue	04/01/2022
04/19/2005	1,470,000	Gilmer Cty PSD 19-A Water Revenue, Called	11/17/2021
08/28/2015	400,000	Grantsville 15-A Water Revenue, Called	08/17/2021
10/28/1999	1,270,883	Hamlin PSD 99 Sewer Revenue	09/01/2021
04/11/2001	638,000	Harrisville 01-A Sewer Revenue	03/01/2022
10/24/2000	1,832,399	Huntington 00-A Sewer Revenue	12/01/2021
05/31/2017	1,880,000	Hurricane 07-A Water Revenue	06/01/2022
05/22/2009	1,000,000	Lewisburg 09-A Water Revenue, Called	05/26/2022
06/27/2012	486,000	Lewisburg 12-A Water Revenue, Called	05/26/2022
04/01/2013	3,500,000	Lewisburg 13-A Water Revenue, Called	05/26/2022
09/27/2000	7,564,000	Martinsburg 00-A Water & Sewer Revenue	03/01/2022
09/27/2000	3,000,000	Martinsburg 00-B Water & Sewer Revenue	03/01/2022
05/10/2001	650,000	Mason 01-A Water & Sewer Revenue	12/01/2021
10/25/2001	1,068,500	Morgantown 19-A Water & Sewr Revenue	06/01/2022
07/10/2012	42,615,000	Monongalia Cty Schools 12 Refunding GO, Called	05/01/2022
09/20/2017	512,000	Oak Hill 17-C Sewer Revenue	10/01/2021
01/29/2015	600,000	Page Kincaid PSD 15-A Water Revenue, Called	12/01/2021
08/31/2015	17,905,000	Parkersburg 15-A Water & Sewer Ref Revenue, Called	08/01/2021
07/11/2013	7,700,000	Putnam PSD 13-A Sewer Refunding Revenue, Called	04/01/2022
06/14/2019	420,000	Ravenswood 19-A Water Revenue, Called	11/19/2021
02/01/2001	820,500	Spring Valley PSD 01-A Sewer Revenue, Called	09/01/2021
03/15/2000	16,581,000	St. Albans 00-B Water & Sewer Revenue	06/01/2022
09/02/2015	2,425,000	Wheeling 15-B Water & Sewer Refunding Revenue	06/01/2022
12/20/2018	10,000,000	Wheeling 18 Water & Sewer Bond Anticipation Note, Called	08/03/2021
12/23/2020	7,050,000	Wheeling 20 Water & Sewer Bond Anticipation Note, Called	08/03/2021
<hr/>			
	<u>\$ 143,784,432</u>	29 Paid Out Issues	

BOND COUNSELS

<u>Code</u>	<u>Name</u>	<u>Address</u>	<u>Telephone</u>
BR	Bowles Rice, LLP	600 Quarrier Street, Suite 2121, Charleston, WV 25301	304-347-1100
D&S	Dinsmore & Shohl	707 Virginia Street E, Suite 1300, Charleston, WV 25301	304-357-0900
HS	Hoy Shingleton, Jr.	115 Aikens Ctr, Suite 24, Morgantown, WV 25404	304-262-4773
G&G	Goodwin & Goodwin	300 Summers St, Suite 1500, Charleston, WV 25301	304-346-7000
LFG	Lewis & Glasser	300 Summers St, Suite 700, Charleston, WV 25301	304-345-2000
JK	Jackson Kelly	500 Lee Street E, Suite 1600, Charleston, WV 25301	304-340-1000
JTP	John T Poffenbarger	1578 Kanawha Blvd, Apt 4D, Charleston, WV 25311	304-762-5925
S&J	Steptoe & Johnson	Chase Tower, 17th Floor, 707 Virginia St E, Charleston, WV 25301	304-353-8000
STB	Spilman, Thomas & Battle	300 Kanawha Blvd E., PO Box 273, Charleston, WV 25301	304-340-3800
WLO	White Law Office	600 Kanawha Blvd. E, Suite 201, Charleston, WV 25301	304-720-1400

PAYING AGENT BANKS - PUBLIC BONDHOLDERS

CODE	BANK NAME AND ADDRESS
BANK NY MELLON	Bank of New York, 385 Rifle Camp Road, 3rd Floor, Corporate Trust, Woodland Park, NJ 07424
CITY NB	City National Bank, One Park Avenue, Beckley, WV 25801
CLEAR MTN	Clear Mountain Bank, 102 Venture Drive, Morgantown, WV 26508
CVB	Capon Valley Bank, PO Box 119, 2 West Main Street, Wardensville, WV 26851
DTC	Depository Trust Company, 55 Water Street, New York, NY 10041
FARMERS	Farmers National Bank, 20 South Broad Street, Canfield, OH 44406
FNBRB	1st Neighborhood Bk c/o Pacific Coast Bankers' Bk, 4416 Emerson Avenue, Parkersburg, WV 26104
FUB	First United Bank & Trust, 12892 Garrett Highway, Oakland, MD 21550
HUNT OH	Huntington National Bank, 525 Vine Street, Cincinnati, OH 45202
GCB	The Grant County Bank, PO Box 929, 3 North Main Street, Petersburg, WV 26847
JPMC	JP Morgan Chase, 370 South Cleveland Ave, Floor 2, Westerville, OH 43081
JSB	Jefferson Security Bank, 7994 Martinsburg Pike, Shepherdstown, WV 25443
KEY BK	Key Bank, 1000 South McCaslin Blvd, Superior, CO 80027
MCNB	MCNB Bank & Trust, 75 Wyoming Street, Welch, WV 24801
MVB	MVB Bank, Inc, 301 Virginia Avenue, Fairmont, WV 26554
NBB	National Bank of Blacksburg, 100 South Main Street, Blacksburg, VA 24060
OVB	Ohio Valley Bank Comp, 420 3rd Avenue, Gallipolis, OH 45631
PCB	Pendleton Community Bank, 128 N Main Street, Franklin, WV 26807
ROM	Bank of Romney, 95 East Main Street, Romney, WV 26757
SIGNBK	Signature Bank, 600 Washington Ave., Suite 305, Towson, MD 21204
SUMMIT CM B	Summit Community Bank, 310 N Main St, Moorefield, WV 26836
SUNFLOWER	Sunflower Bank, 3025 Cortland Circle, Salina, KS 67401
TRUIST GOV	Truist Bank Governmental Finance, 223 W Nash Street, Wilson, NC 27893
UB-PARKERSBURG	United Bank, Corporate Trust Dept, PO Box 393, Charleston, WV 25322
VRA	Wells Fargo (Virginia Resources Authority), 1021 East Cary Street, Richmond, VA 23219
WESBK-WHEEL	WesBanco Bank, Inc, Trust Wires/12100756, 1 Bank Plaza, Wheeling, WV 26003

PAYING AGENT BANKS - GOVERNMENTAL BONDHOLDERS

<u>CODE</u>	<u>PAYING AGENT</u>	<u>BANK NAME AND ADDRESS</u>	<u>AGENCY</u>
BNY	Bank of New York	Bank of NY, 385 Rifle Camp Rd, 3rd Floor, Corp Trust, Woodland Park, NJ 07424	WDA
BPH	BPH	Bureau of Public Health, Internal Governmental Transfer	BPH
DEP	DEP	Department of Environmental Protection, Internal Governmental Transfer	DEP
TRUIST/WDA	BB&T/Truist Bank	Truist Bank, 300 Summers Street, Charleston, WV 25301	WDA
UNB	United Bank	United Bank, Corporate Trust Dept, PO Box 393, Charleston, WV 25322	IJDC

GOVERNMENTAL AGENCIES

<u>CODE</u>	<u>NAME</u>	<u>ADDRESS</u>	<u>TELEPHONE</u>
BPH	Bureau of Public Health	350 Capitol Street, Room 313, Charleston WV 25301-3713	304-356-4301
DEP	Depart of Environmental Protection	601 57th Street SE, Charleston, WV 25304	304-926-0499
IJDC	Infrastructure Job Develop Council	c/o WDA 1009 Bullitt Street, Charleston, WV 25301	304-414-6500
WDA	Water Development Authority	1009 Bullitt Street, Charleston, WV 25301	304-414-6500

ACTIVE BOND ACCOUNTS

The following is a listing of all the active bond accounts maintained by the Commission, as of the report date. Discretionary accounts and Sinking Fund Accounts for paid out issues are not included. All bond issues paid by the Commission, whether as the paying agent, or through a paying agent, are listed. All reserve accounts for issues paid by others are also included.

ACCOUNT NAME -- The name includes the issuer, year, type of issue, and whether the issue is a revenue (REV) or general obligation (GO) issue. All GOs are labeled as such. Additional accounts include Reserve (RES), Depreciation (DEP) or Repair & Replacement (R&R) accounts. On GO issues over \$5 million, tax collections surplus to annual debt service are transferred to a Surplus Collection (SUR COL) account. Issues labeled ESCROW have either been fully funded in cash, or have had specific US Treasury investments purchased to defease the issue with future earnings. Any Reserve accounts labeled (R)* are restricted reserves that the funds have future obligations.

ISSUE DATE -- The date of issue is shown in this column.

INTEREST RATE -- This column shows the interest rate, or range of rates, at which this bond was issued. It reflects the actual coupon rate. It is always listed from lowest to highest regardless of the order. Some rates may have matured, and no longer be outstanding.

ORIGINAL ISSUE -- This column indicates the amount of the original issue.

OUTSTANDING -- This column indicates the principal outstanding as of the report date.

ACCOUNT BALANCE -- This column indicates the account balance as of the report date. If this is an escrow account, the balance may include both cash and escrow securities. The investments are carried at cost, which may be different than their matured value, but will defease the issue.

LAST DEBT -- This column gives the final maturity year for the bond issue. In some cases where a bond has been advance refunded with escrows purchased for a future call, the year of final call rather than the original final maturity may be shown.

PAYING AGENT -- The Commission pays all funds for the debt service to these banks. Due to numerous bank mergers and name changes, the bank shown in this column may not agree with the bank named on the original bond (see Paying Agent address page).

If a reserve is covered through a Guaranteed Policy rather than funded with cash, then either "LOC" for Letter of Credit or "SB" for Surety Bond will be listed.

COUNSEL-LEGAL OPINIONS -- The Commission does not have legal opinions for these issues. If a legal opinion is needed, it can be obtained from the bond counsel for the issue (see Bond Counsel address page).

If a reserve is covered through a Guaranteed Policy rather than funded with cash, then the final maturity date of the Guaranteed Policy will be listed.

DISCLAIMER

While every attempt has been made to verify the accuracy of this data, no guarantee of accuracy should be assumed.

ACCOUNT NAME	ISSUE DATE	INTEREST	ORIGINAL ISSUANCE	06/30/22 OUTSTANDING	06/30/22 ACCT BALANCE	LAST DEBT	PAYING AGENT	BOND COUNSEL
Adrian PSD 00-A Water Reserve	10/06/00				99,325.41			
Adrian PSD 04-A Water Reserve	02/18/04				66,168.66			
Adrian PSD 08-A Water Reserve	10/23/08				97,391.14			
Adrian PSD 08-B Water Revenue	10/23/08	0.000 - 0.000	500,000	343,136	2,190.71	09/48	UNB	JK
Adrian PSD 08-B Water Reserve	10/23/08				13,664.69			
Adrian PSD 15-A Water Revenue	12/17/15	0.000 - 0.000	3,517,184	3,080,393	8,420.01	12/55	UNB	S&J
Adrian PSD 15-A Water Reserve	12/17/15				96,125.13			
Adrian PSD 17-A Water Reserve	05/26/17				7,021.01			
Adrian PSD 19-A Water Revenue	04/30/19	4.700 - 4.700	370,000	277,995	3,974.33	06/29	MVB:BH	S&J
Adrian PSD 19-A Water Reserve	04/30/19				11,447.54			
Adrian PSD 88 (Series 89) Water Reserve	07/21/88				58,396.78			
Adrian PSD 96-A Water Reserve	09/11/96				35,847.52			
Adrian PSD 96-B Water Reserve	09/11/96				46,876.11			
Albright 21-A Sewer Revenue	12/16/21	0.250 - 0.250	400,000	397,874	0.00	12/51	DEP	S&J
Albright 21-A Sewer Reserve	12/16/21				0.00			
Albright 09-A Water Revenue	05/21/09	0.000 - 0.000	324,394	210,763	1,693.54	03/45	UNB	S&J
Albright 09-A Water Reserve	05/21/09				9,825.91			
Alderson 15-A Sewer Refunding Revenue	02/26/15	3.400 - 3.400	97,650	17,132	1,162.48	10/23	OVB:BH	S&J
Alderson 15-A Sewer Refunding Reserve	02/26/15				9,776.24			
Alderson 15-B Sewer Refunding Revenue	02/26/15	3.500 - 3.500	334,300	119,148	3,334.85	10/25	OVB:BH	S&J
Alderson 15-B Sewer Refunding Reserve	02/26/15				33,466.84			
Alderson 16-A Sewer Revenue	08/25/16	0.500 - 0.500	3,040,376	1,690,916	28,869.10	12/27	UNB	S&J
Alderson 16-A Sewer Reserve	08/25/16				311,643.39			
Alderson 16-B Sewer Revenue	08/25/16	0.500 - 0.500	476,891	419,778	3,860.71	06/52	UNB	S&J
Alderson 16-B Sewer Reserve	08/25/16				16,014.87			
Alderson 86-B Sewer Revenue	08/18/86	0.000 - 0.000	90,762	9,309	1,821.86	10/25	BNY	S&J
Alderson 86-B Sewer Reserve	08/18/86				2,455.80			
Alderson 13-A Water Revenue	08/16/13	4.100 - 4.100	200,000	29,876	2,150.69	09/23	UB -Parkersburg	S&J
Alderson 13-A Water Reserve	08/16/13				18,261.85			
Alpine Lake 08-A Sewer Reserve	01/10/08				186,232.95			

ACCOUNT NAME	ISSUE DATE	INTEREST	ORIGINAL ISSUANCE	06/30/22 OUTSTANDING	06/30/22 ACCT BALANCE	LAST DEBT	PAYING AGENT	BOND COUNSEL
Alpine Lake 06-A Water Reserve	08/10/06				92,105.03			
Alpine Lake 06-B Water Reserve	08/10/06				49,470.69			
Ansted 00 Sewer Revenue	12/11/00	0.000 - 0.000	580,645	188,686	3,757.71	03/32	DEP	S&J
Ansted 00 Sewer Reserve	12/11/00				20,473.16			
Ansted 22-A Sewer Revenue	02/08/22	0.750 - 0.750	3,767,074	675,618	0.00	12/51	DEP	S&J
Ansted 22-A Sewer Reserve	02/08/22				0.00			
Armstrong PSD 02-A Sewer Revenue	12/01/02	4.000 - 5.600	785,000	160,000	19,856.26	04/25	DTC	S&J
Armstrong PSD 02-A Sewer Reserve	12/01/02				62,971.74			
Armstrong PSD (Deepwater) 94-A Sewer Revenue	11/15/94	6.750 - 6.750	429,000	254,351	17,748.47	10/33	BNY	JK
Armstrong PSD (Deepwater) 94-A Sewer Reserve	11/15/94				31,613.93			
Armstrong PSD 01-A Water Reserve	12/13/01				30,333.55			
Armstrong PSD 11-A Water Reserve	03/28/11				34,837.16			
Athens 04-A Water & Sewer Revenue	05/26/04	0.000 - 0.000	303,000	171,175	2,884.03	03/44	UNB	S&J
Athens 04-A Water & Sewer Reserve	05/26/04				10,793.03			
Athens 04-B Water & Sewer Revenue	05/26/04	0.000 - 0.000	2,262,000	999,050	29,703.81	09/35	DEP	S&J
Athens 04-B Water & Sewer Reserve	05/26/04				79,825.77			
Athens 20-A Water & Sewer Revenue	09/02/20	1.750 - 1.750	628,121	616,095	2,382.12	09/51	DEP	WLO
Athens 20-A Water & Sewer Reserve	09/02/20				26,983.58			
Barrackville 10-A Sewer Revenue	12/22/10	0.000 - 0.000	3,329,658	2,829,658	4,543.49	12/50	UNB	S&J
Barrackville 10-A Sewer Reserve	12/22/10				50,179.85			
Barrackville 10-B Sewer Revenue	12/22/10	0.000 - 0.000	2,500,000	2,034,293	5,121.97	06/42	DEP	S&J
Barrackville 10-B Sewer Reserve (R)*	12/22/10				48,693.53			
Barrackville 85-A Sewer Revenue	12/09/85	9.750 - 9.750	618,894	198,090	44,082.10	10/25	BNY	S&J
Barrackville 85-A Sewer Reserve (R)*	12/09/85				62,223.45			
Barrackville 85-B Sewer Revenue	12/09/85	0.000 - 0.000	308,106	32,432	12,679.37	10/25	BNY	S&J
Barrackville 85-B Sewer Reserve (R)*	12/09/85				13,054.48			
Barrackville 87-A Sewer Revenue	11/06/87	8.380 - 8.380	100,379	34,893	6,241.88	10/26	BNY	S&J
Barrackville 87-A Sewer Reserve (R)*	11/06/87				8,838.74			
Barrackville 87-B Sewer Revenue	11/06/87	0.000 - 0.000	24,621	3,240	617.15	10/26	BNY	S&J
Barrackville 87-B Sewer Reserve (R)*	11/06/87				994.73			

ACCOUNT NAME	ISSUE DATE	INTEREST	ORIGINAL ISSUANCE	06/30/22 OUTSTANDING	06/30/22 ACCT BALANCE	LAST DEBT	PAYING AGENT	BOND COUNSEL
Bath 02-A Water Revenue	12/09/02	0.000 - 0.000	1,150,000	431,235	13,033.99	09/33	BPH	JK
Bath 02-A Water Reserve	12/09/02				38,511.40			
Bath 06-A Water Revenue	08/29/06	0.000 - 0.000	1,250,000	624,980	8,618.09	06/37	BPH	JK
Bath 06-A Water Reserve	08/29/06				41,863.81			
Bath 06-B Water Revenue	08/29/06	0.000 - 0.000	1,237,000	776,155	5,650.74	06/46	UNB	JK
Bath 06-B Water Reserve	08/29/06				32,491.35			
Bath 08-A Water Refunding Revenue	11/05/08	4.290 - 4.290	1,091,000	203,578	19,488.59	09/24	Truist Govrn	S&J
Bath 08-A Water Refunding Reserve	11/05/08				95,883.61			
Bath 09-A Water Revenue	10/29/09	0.000 - 0.000	2,193,910	1,371,175	6,788.26	03/41	BPH	S&J
Bath 09-A Water Reserve	10/29/09				73,475.02			
Bath 14-A Water Revenue	11/20/14	1.000 - 1.000	1,000,000	862,632	2,903.52	09/54	UNB	S&J
Bath 14-A Water Reserve	11/20/14				26,598.91			
Beckley 04-A Sewer Revenue	09/28/04	2.000 - 2.000	9,039,000	2,107,184	149,793.59	06/26	DEP	VLF
Beckley 04-A Sewer Reserve	09/28/04				549,976.60			
Beckley 09-A Sewer Revenue	09/18/09	2.000 - 2.000	679,316	295,778	11,257.44	03/30	DEP	JK
Beckley 09-A Sewer Reserve	09/18/09				41,340.22			
Beckley 09-C Sewer Revenue	09/18/09	0.000 - 0.000	1,035,783	728,365	5,468.13	09/49	DEP	JK
Beckley 09-C Sewer Reserve	09/18/09				27,463.22			
Beckley 15-A Sewer Revenue	10/22/15	0.500 - 0.500	3,740,214	3,108,510	14,322.58	06/46	DEP	S&J
Beckley 15-A Sewer Reserve	10/22/15				137,674.97			
Beckley 17 Sewer Refunding Revenue	06/22/17	2.750 - 3.350	15,450,000	12,480,000	354,257.24	06/33	SUNFLOWER	D&S
Beckley 17 Sewer Refunding Reserve	06/22/17				500,466.66			
Beckley 20-A Stormwater Revenue	02/01/21	1.950 - 1.950	1,212,000	1,055,405	11,185.47	01/31	CITY NB	S&J
Belington 04-A Water & Sewer Reserve	07/15/04				19,245.26			
Belington 04-B Water & Sewer Reserve	07/15/04				62,207.79			
Belington 04-C Water & Sewer Revenue	07/15/04	0.000 - 0.000	1,000,000	571,428	2,736.72	06/44	UNB	S&J
Belington 04-C Water & Sewer Reserve	07/15/04				27,447.54			
Belington 12-A Water & Sewer Revenue	09/20/12	0.000 - 0.000	1,243,485	975,624	3,022.90	09/52	UNB	S&J
Belington 12-A Water & Sewer Reserve	09/20/12				32,497.56			
Belington 12-B Water & Sewer Reserve	09/20/12				54,252.89			

ACCOUNT NAME	ISSUE DATE	INTEREST	ORIGINAL ISSUANCE	06/30/22 OUTSTANDING	06/30/22 ACCT BALANCE	LAST DEBT	PAYING AGENT	BOND COUNSEL
Belington 12-C Water & Sewer Reserve	09/20/12				42,307.61			
Belington 13-A Water & Sewer Revenue	11/13/13	1.000 - 1.000	636,906	532,909	4,417.15	09/51	UNB	S&J
Belington 13-A Water & Sewer Reserve	11/13/13				21,032.07			
Belington 97-A Water & Sewer Revenue	03/03/97	6.250 - 6.250	475,000	300,713	15,984.47	10/35	BNY	S&J
Belington 97-A Water & Sewer Reserve	03/03/97				32,891.41			
Belle 08-A Sewer Revenue	11/20/08	0.000 - 0.000	1,945,100	1,134,630	6,469.79	12/39	DEP	S&J
Belle 08-A Sewer Reserve	11/20/08				68,520.22			
Belle 09-A Sewer Revenue	09/25/09	0.000 - 0.000	275,396	169,826	1,819.54	12/40	DEP	S&J
Belle 09-A Sewer Reserve	09/25/09				9,707.46			
Belle 17-A Sewer Revenue	07/11/17	0.250 - 0.250	4,045,000	3,693,143	10,252.54	06/57	DEP	S&J
Belle 17-A Sewer Reserve	07/11/17				39,753.63			
Belmont 04-A Sewer Revenue	08/19/04	0.000 - 0.000	1,219,978	559,156	28,615.80	03/36	DEP	S&J
Belmont 04-A Sewer Reserve	08/19/04				48,434.26			
Belmont 97-A Water Revenue	12/15/97	6.250 - 6.250	1,302,490	828,895	57,204.73	10/35	BNY	S&J
Belmont 97-A Water Reserve	12/15/97				90,661.60			
Benwood 11-A Water Revenue	03/17/11	0.000 - 0.000	1,548,512	1,148,512	3,785.78	03/51	UNB	S&J
Benwood 11-A Water Reserve	03/17/11				42,216.48			
Benwood 00-A Sewer Revenue	12/20/00	0.000 - 0.000	318,300	103,428	3,030.07	03/32	DEP	S&J
Benwood 00-A Sewer Reserve	12/20/00				11,095.97			
Benwood 00-B Sewer Revenue	12/20/00	0.000 - 0.000	245,600	117,216	1,684.37	12/40	UNB	S&J
Benwood 00-B Sewer Reserve	12/20/00				6,629.54			
Benwood 17-A Sewer Revenue	07/11/17	0.250 - 0.250	2,404,539	2,181,885	7,253.46	06/57	DEP	S&J
Benwood 17-A Sewer Reserve	07/11/17				25,167.58			
Berkeley County Schools 20 Ref GO	02/05/20	2.000 - 5.000	22,115,000	11,635,000	1,013,180.82	05/25	DTC	S&J
Berkeley County Schools 20 Ref Sur Col	02/05/20				819,103.33			
Berkeley County Schools 20 Ref Spec Sur	02/05/20				1,161,141.85			
Berkeley County Sewer PSD 00-A Revenue	05/25/00	0.000 - 0.000	937,500	257,796	3,513.28	09/30	DEP	S&J
Berkeley County Sewer PSD 00-A Reserve	05/25/00				33,162.04			
Berkeley County Sewer PSD 01-B Revenue	08/07/01	0.000 - 0.000	2,909,850	921,432	13,538.21	12/31	DEP	S&J
Berkeley County Sewer PSD 01-B Reserve	08/07/01				0.00		SB	12/01/2031

ACCOUNT NAME	ISSUE DATE	INTEREST	ORIGINAL ISSUANCE	06/30/22 OUTSTANDING	06/30/22 ACCT BALANCE	LAST DEBT	PAYING AGENT	BOND COUNSEL
Berkeley County Sewer PSD 02-A Revenue	05/09/02	0.000 - 0.000	750,000	256,250	2,795.51	09/32	DEP	S&J
Berkeley County Sewer PSD 02-A Reserve	05/09/02				26,466.75			
Berkeley County Sewer PSD 02-B Revenue	07/11/02	0.000 - 0.000	456,548	155,964	1,714.00	09/32	DEP	S&J
Berkeley County Sewer PSD 02-B Reserve	07/11/02				16,428.11			
Berkeley County Sewer PSD 02-C Revenue	08/28/02	0.000 - 0.000	30,500,000	12,252,120	123,982.09	03/34	DEP	S&J
Berkeley County Sewer PSD 02-C Reserve	08/28/02				0.00		SB	03/01/2034
Berkeley County Sewer PSD 02-D Revenue	08/28/02	5.800 - 5.800	4,965,465	3,676,742	165,706.37	10/39	BNY	S&J
Berkeley County Sewer PSD 02-D Reserve	08/28/02				0.00		SB	10/01/2039
Berkeley County Sewer PSD 02-E Revenue	08/28/02	5.800 - 5.800	560,822	432,989	17,605.48	10/41	Truist/WDA	S&J
Berkeley County Sewer PSD 02-E Reserve	08/28/02				37,181.06			
Berkeley County Sewer PSD 03-A Revenue	08/14/03	2.000 - 2.000	252,922	22,665	1,738.47	12/23	DEP	S&J
Berkeley County Sewer PSD 03-A Reserve	08/14/03				15,393.69			
Berkeley County Sewer PSD 03-B Revenue	08/14/03	2.000 - 2.000	330,862	29,647	2,291.70	12/23	DEP	S&J
Berkeley County Sewer PSD 03-B Reserve	08/14/03				20,136.68			
Berkeley County Sewer PSD 04-A Revenue	11/30/04	0.000 - 0.000	1,999,600	999,800	6,098.57	09/39	UNB	S&J
Berkeley County Sewer PSD 04-A Reserve	11/30/04				0.00		SB	09/01/2039
Berkeley County Sewer PSD 09-A Revenue	07/31/09	4.000 - 5.300	2,695,000	1,275,000	96,749.00	03/29	DTC	S&J
Berkeley County Sewer PSD 09-A Reserve	07/31/09				225,787.87			
Berkeley County Sewer PSD 09-B Revenue	07/31/09	0.000 - 0.000	1,000,000	432,972	11,717.12	09/29	UNB	S&J
Berkeley County Sewer PSD 09-B Reserve	07/31/09				0.00		SB	09/01/2029
Berkeley County Sewer PSD 13-C Refunding Revenue	12/19/13	2.000 - 3.500	2,880,000	1,080,000	250,125.21	10/25	DTC	S&J
Berkeley County Sewer PSD 13-C Refunding Reserve	12/19/13				288,268.12			
Berkeley County Sewer PSD 13-D Revenue	12/20/13	0.000 - 0.000	1,116,602	655,988	5,206.87	03/34	UNB	S&J
Berkeley County Sewer PSD 13-D Reserve	12/20/13				0.00		SB	03/01/2034
Berkeley County Sewer PSD 15-A Revenue	02/12/15	0.000 - 0.000	26,435,450	22,758,980	70,878.15	12/54	DEP	S&J
Berkeley County Sewer PSD 15-A Reserve	02/15/15				0.00		SB	12/01/2054
Berkeley County Sewer PSD 15-B Revenue	02/12/15	1.000 - 1.000	10,623,472	9,374,639	31,260.18	12/54	UNB	S&J
Berkeley County Sewer PSD 15-B Reserve	02/12/15				0.00		SB	12/01/2054
Berkeley County Sewer PSD 15-C Revenue	02/12/15	1.000 - 4.500	16,970,000	16,225,000	161,554.92	10/35	DTC	S&J
Berkeley County Sewer PSD 15-C Reserve	02/12/15				0.00		SB	10/01/2035

ACCOUNT NAME	ISSUE DATE	INTEREST	ORIGINAL ISSUANCE	06/30/22 OUTSTANDING	06/30/22 ACCT BALANCE	LAST DEBT	PAYING AGENT	BOND COUNSEL
Berkeley County Sewer PSD 16-A Revenue	02/24/16	0.000 - 0.000	163,871	114,695	1,131.39	06/36	UNB	S&J
Berkeley County Sewer PSD 16-A Reserve	02/24/16				5,101.27			
Berkeley County Sewer PSD 16-B Revenue	04/21/16	1.450 - 5.000	29,300,000	26,935,000	182,637.71	06/46	DTC	S&J
Berkeley County Sewer PSD 16-B Reserve	04/21/16				0.00		SB	06/01/2045
Berkeley County Sewer PSD 17-A Revenue	06/30/17	0.000 - 0.000	1,100,000	889,797	4,610.35	06/40	UNB	S&J
Berkeley County Sewer PSD 17-A Reserve	06/30/17				57,777.80			
Berkeley County Sewer PSD 17-B Refunding Revenue	11/01/17	2.300 - 2.300	8,587,000	5,379,200	877,896.68	10/26	Truist Govrn	S&J
Berkeley County Sewer PSD 17-B Refunding Reserve	11/01/17				0.00		SB	10/01/2026
Berkeley County PSD 20-A Sewer Revenue	05/28/20	2.750 - 2.750	1,407,684	1,338,649	17,184.11	03/40	DEP	S&J
Berkeley County PSD 20-A Sewer Reserve	05/28/20				10,445.42			
Berkeley County Sewer PSD 86-B Revenue	03/07/86	0.000 - 0.000	1,638,194	172,441	41,759.15	10/25	BNY	S&J
Berkeley County Sewer PSD 86-B Reserve	03/07/86				0.00		SB	10/01/2025
Berkeley County Sewer PSD 90-A Revenue	05/03/90	7.850 - 7.850	828,629	396,764	44,042.76	10/29	BNY	S&J
Berkeley County Sewer PSD 90-A Reserve	05/03/90				0.00		SB	10/01/2029
Berkeley County Sewer PSD 90-B Revenue	05/03/90	0.000 - 0.000	38,669	7,932	1,418.07	10/29	BNY	S&J
Berkeley County Sewer PSD 90-B Reserve	05/03/90				1,194.07			
Berkeley County Sewer PSD 94-A Revenue	10/05/94	6.750 - 6.750	494,288	293,059	21,806.26	10/33	BNY	S&J
Berkeley County Sewer PSD 94-A Reserve	10/05/94				36,447.57			
Berkeley County Sewer PSD 99-A Revenue	10/28/99	0.000 - 0.000	30,707,296	9,265,130	125,461.03	03/31	DEP	S&J
Berkeley County Sewer PSD 99-A Reserve	10/28/99				0.00		SB	03/01/2031
Berkeley County PSD 01-A Water Revenue	10/25/01	5.800 - 5.800	2,010,000	1,451,859	69,948.14	10/39	BNY	S&J
Berkeley County PSD 01-A Water Reserve	10/25/01				0.00		SB	10/01/2039
Berkeley County PSD 03-C Water Revenue	05/15/03	5.000 - 5.000	2,430,000	362,565	156,700.88	10/23	BNY	S&J
Berkeley County PSD 03-C Water Reserve	05/15/03				195,088.34			
Berkeley County PSD 12-A Water Revenue	12/20/12	1.000 - 2.375	7,425,000	2,240,000	554,575.45	12/24	DTC	S&J
Berkeley County PSD 12-A Water Reserve	12/20/12				742,874.48			
Berkeley County PSD 12-B Water Revenue	12/20/12	1.000 - 3.250	7,800,000	7,175,000	183,444.48	12/32	DTC	S&J
Berkeley County PSD 12-B Water Reserve	12/20/12				739,369.72			
Berkeley County PSD 13-A Water Refunding Revenue	12/30/13	2.000 - 4.500	9,900,000	8,560,000	447,412.88	12/33	DTC	S&J
Berkeley County PSD 13-A Water Refunding Reserve	12/30/13				0.00		SB	12/01/2033

ACCOUNT NAME	ISSUE DATE	INTEREST	ORIGINAL ISSUANCE	06/30/22 OUTSTANDING	06/30/22 ACCT BALANCE	LAST DEBT	PAYING AGENT	BOND COUNSEL
Berkeley County PSD 15-A Water Refunding Revenue	02/26/15	2.000 - 3.250	9,575,000	8,535,000	207,862.64	12/36	DTC	S&J
Berkeley County PSD 15-A Water Refunding Reserve	02/26/15				0.00		SB	12/01/2036
Berkeley County PSD 15-C Water Refunding Revenue	10/01/15	0.600 - 3.700	9,910,000	9,680,000	75,257.37	12/37	DTC	S&J
Berkeley County PSD 15-C Water Refunding Reserve	10/01/15				0.00		SB	12/01/2037
Berkeley County PSD 15-D Water Refunding Revenue	10/01/15	2.000 - 3.000	2,150,000	1,780,000	57,475.03	12/25	DTC	S&J
Berkeley County PSD 15-D Water Refunding Reserve	10/01/15				0.00		SB	12/01/2025
Berkeley County PSD 15-E Water Refunding Revenue	12/01/15	2.000 - 3.000	5,460,000	3,295,000	237,299.49	12/28	DTC	S&J
Berkeley County PSD 15-E Water Refunding Reserve	12/01/15				0.00		SB	12/01/2028
Berkeley County PSD 16-A Water Revenue	07/20/16	3.000 - 3.000	5,213,278	4,596,753	57,608.61	06/39	UNB	S&J
Berkeley County PSD 16-A Water Reserve	07/20/16				110,023.65			
Berkeley County PSD 20-A Water Revenue	05/27/20	3.000 - 3.125	9,950,000	9,950,000	50,365.45	12/44	DTC	S&J
Berkeley County PSD 20-A Water Reserve	05/27/20				0.00		SB	12/01/2044
Berkeley County PSD 20-B Water Revenue	05/27/20	2.100 - 2.400	300,000	130,000	60,542.64	12/23	DTC	S&J
Berkeley County PSD 20-B Water Reserve	05/27/20				0.00		SB	12/01/2023
Berkeley County PSD 20-A Water BAN	12/17/20	1.260 - 1.260	10,000,000	10,000,000	20,945.54	12/23	Truist Govrn	S&J
Berkeley County (Hedgesvile 93-B) PSD 93-C Water Revenue	03/08/93	0.000 - 0.000	17,629	4,520	421.01	10/31	BNY	BR
Berkeley County (Hedgesvile 93B) PSD 93C W Reserve	03/08/93				452.48			
Berkeley County (Opequon 93) PSD 93-D Water Revenue	07/29/93	6.750 - 6.750	10,257,957	6,047,001	439,803.26	04/33	BNY	BR
Berkeley County (Opequon 93) PSD 93-D W Reserve *	07/29/93				115,944.53		SB	04/01/2033
Berkeley County (Hedgesvile 93-A) PSD 93-B Water Revenue	03/08/93	7.750 - 7.750	528,871	294,166	25,715.00	10/31	BNY	BR
Berkeley County (Hedgesvile 93A) PSD 93B W Reserve	03/08/93				43,368.86			
Berkeley County (Hedgesvile 96) PSD 96 Water Revenue	08/06/96	6.250 - 6.250	677,158	427,562	26,667.57	10/35	BNY	BR
Berkeley County (Hedgesvile 96) PSD 96 W Reserve	08/06/96				0.00		SB	10/01/2035
Bethany 05-A Sewer Revenue	02/22/05	3.000 - 3.000	1,250,000	313,036	6,958.79	06/26	UNB	S&J
Bethany 05-A Sewer Reserve	02/22/05				83,418.89			
Bethany 09-A Sewer Reserve	06/19/09				27,085.23			
Beverly 01-A Sewer Revenue	09/11/01	0.000 - 0.000	300,000	97,500	1,099.05	03/32	DEP	S&J
Beverly 01-A Sewer Reserve	09/11/01				10,601.07			
Beverly 97-A Sewer Revenue	08/28/97	0.000 - 0.000	248,258	94,876	6,861.32	06/37	UNB	S&J
Beverly 97-A Sewer Reserve	08/28/97				6,705.74			

ACCOUNT NAME	ISSUE DATE	INTEREST	ORIGINAL ISSUANCE	06/30/22 OUTSTANDING	06/30/22 ACCT BALANCE	LAST DEBT	PAYING AGENT	BOND COUNSEL
Beverly 12-A Water Revenue	08/29/12	0.000 - 0.000	3,800,000	2,754,989	13,471.01	03/44	BPH	S&J
Beverly 12-A Water Reserve	08/29/12				108,924.53			
Big Bend PSD 98 Sewer Revenue	05/13/98	0.000 - 0.000	208,920	83,834	958.95	03/38	UNB	JTP
Big Bend PSD 98 Sewer Reserve	05/13/98				5,644.82			
Big Bend PSD 13-A Water Reserve	06/17/13				13,954.69			
Bingamon PSD 05-A Water Reserve	08/24/05				22,476.66			
Birch River PSD 09-A Water Reserve	10/19/09				33,015.21			
Birch River PSD 14-A Water Reserve	12/22/14				6,084.50			
Bluefield 13-A Sewer Revenue	06/27/13	0.500 - 0.500	1,358,924	1,016,223	5,371.95	06/44	DEP	S&J
Bluefield 13-A Sewer Reserve	06/27/13				40,694.84			
Bluefield 20-A Sewer Revenue	06/05/20	2.750 - 2.750	3,066,273	2,802,283	0.00	06/40	DEP	S&J
Bluefield 20-A Sewer Reserve	06/05/20				0.00			
Bluefield 20-B Sewer Revenue	06/04/20	0.950 - 0.950	10,744,800	9,082,357	218,936.56	12/41	VRA	S&J
Bluefield 20-B Sewer Reserve	06/04/20				5,139.18			
Bluewell PSD 00 Water Revenue	08/29/00	0.000 - 0.000	1,275,000	393,125	9,179.73	09/31	BPH	S&J
Bluewell PSD 00 Water Reserve	08/29/00				42,578.94			
Bluewell PSD 04 Water Reserve	06/30/04				57,972.05			
Bluewell PSD 05-A Water Reserve	04/13/05				19,161.57			
Bluewell PSD 05-B Water Reserve	04/13/05				649.07			
Bluewell PSD 19-A Water Reserve	07/18/19				3,546.29			
Boone County (Danville) PSD 93-A Sewer Revenue	07/30/93	6.750 - 6.750	4,384,319	2,584,529	180,399.40	04/33	BNY	S&J
Boone County (Danville) PSD 93-A Sewer Reserve	07/30/93				321,336.37			
Boone County PSD 08-A Sewer Revenue	04/16/08	0.000 - 0.000	1,200,000	802,576	5,184.42	03/48	UNB	S&J
Boone County PSD 08-A Sewer Reserve	04/16/08				31,195.55			
Boone County PSD 00-A Water Revenue	04/26/00	0.000 - 0.000	2,130,000	639,000	14,208.85	06/31	BPH	S&J
Boone County PSD 00-A Water Reserve	04/26/00				0.00		LOC	06/01/2031
Boone County PSD 00-B Water Revenue	04/26/00	0.000 - 0.000	4,909,161	2,248,712	21,974.24	03/40	UNB	S&J
Boone County PSD 00-B Water Reserve	04/26/00				0.00		LOC	03/01/2040
Boone County PSD 10-A Water Revenue	10/14/10	0.000 - 0.000	1,062,000	779,249	4,806.43	09/50	UNB	S&J
Boone County PSD 10-A Water Reserve	10/14/10				4.79		LOC	09/01/2050

ACCOUNT NAME	ISSUE DATE	INTEREST	ORIGINAL ISSUANCE	06/30/22 OUTSTANDING	06/30/22 ACCT BALANCE	LAST DEBT	PAYING AGENT	BOND COUNSEL
Boone-Raleigh PSD 94-A Sewer Revenue	07/20/94	6.750 - 6.750	1,543,981	915,415	2,000.00	10/33	BNY	JK
Boone-Raleigh PSD 94-A Sewer Reserve	07/20/94				63,040.70			
Bradley PSD 02-A Sewer Revenue	06/25/02	0.000 - 0.000	293,000	104,966	2,288.86	03/33	DEP	G&G
Bradley PSD 02-A Sewer Reserve	06/25/02				10,321.02			
Bradley PSD 05-A Sewer Refunding Revenue	01/14/05	0.000 - 0.000	6,192,677	2,941,521	20,391.60	09/36	DEP	G&G
Bradley PSD 05-A Sewer Refunding Reserve	01/14/05				216,986.61			
Bradley PSD 17-A Sewer Refunding Revenue	06/08/17	2.400 - 3.500	2,640,000	1,960,000	77,629.29	03/33	DTC	S&J
Bradley PSD 17-A Sewer Refunding Reserve	06/06/17				218,943.40			
Bradshaw 93-A Sewer Revenue	03/31/93	7.750 - 7.750	245,806	136,721	11,452.65	10/31	BNY	S&J
Bradshaw 93-A Sewer Reserve	03/31/93				20,178.66			
Bradshaw 93-B Sewer Revenue	03/31/93	0.000 - 0.000	8,194	2,101	188.46	10/31	BNY	S&J
Bradshaw 93-B Sewer Reserve	03/31/93				233.66			
Branchland/Midkiff PSD 09-A Water Revenue	06/24/09	0.000 - 0.000	4,100,000	2,856,756	9,800.46	06/49	UNB	S&J
Branchland/Midkiff PSD 09-A Water Reserve	06/24/09				111,819.98			
Branchland/Midkiff PSD 11-A Water Revenue	12/22/11	0.000 - 0.000	1,247,000	955,472	2,989.53	12/51	UNB	S&J
Branchland/Midkiff PSD 11-A Water Reserve	12/22/11				34,233.75			
Branchland/Midkiff PSD 98 Water Revenue	07/29/98	0.000 - 0.000	1,280,000	528,517	3,050.26	06/38	UNB	G&G
Branchland/Midkiff PSD 98 Water Reserve	07/29/98				34,909.17			
Braxton County Schools 16 Refunding GO	06/30/16	2.000 - 5.000	11,860,000	7,025,000	108,795.51	05/29	DTC	BR
Braxton County Schools 16 Ref GO Sur Col	06/30/16				964,865.19			
Brooke County PSD 03-A Sewer Revenue	10/10/03	0.000 - 0.000	606,211	256,071	4,961.50	03/35	DEP	BR
Brooke County PSD 03-A Sewer Reserve	10/10/03				29,581.74			
Brooke County PSD 10-A Sewer Revenue	03/18/10	0.000 - 0.000	2,517,800	1,838,635	6,147.01	03/50	UNB	S&J
Brooke County PSD 10-A Sewer Reserve	03/18/10				66,324.11			
Brooke County PSD 15-A Sewer Revenue	06/02/15	1.000 - 1.000	1,000,000	838,364	3,621.27	12/46	UNB	S&J
Brooke County PSD 15-A Sewer Reserve	06/02/15				22,003.22			
Brooke County PSD 18-A Sewer Revenue	09/20/18	0.750 - 0.750	2,695,000	2,502,529	9,155.26	09/48	DEP	S&J
Brooke County PSD 18-A Sewer Reserve	09/20/18				24,556.47			
Brooke County PSD 97-B Sewer Revenue	12/09/97	0.000 - 0.000	2,163,971	871,209	11,003.53	12/37	UNB	JK
Brooke County PSD 97-B Sewer Reserve	12/09/97				76,342.48			

ACCOUNT NAME	ISSUE DATE	INTEREST	ORIGINAL ISSUANCE	06/30/22 OUTSTANDING	06/30/22 ACCT BALANCE	LAST DEBT	PAYING AGENT	BOND COUNSEL
Brooke County PSD 97-C Sewer Revenue	12/09/97	1.000 - 1.000	450,000	377,912	2,301.47	12/37	UNB	JK
Brooke County PSD 97-C Sewer Reserve	12/09/97				26,379.94			
Brooke County PSD 03-A Water Revenue	10/10/03	0.000 - 0.000	764,000	416,282	2,096.47	09/43	UNB	BR
Brooke County PSD 03-A Water Reserve	10/10/03				21,249.06			
Brooke County Schools 15 GO	05/05/15	2.000 - 4.000	15,000,000	8,985,000	137,361.89	06/30	DTC	G&G
Brooke County Schools 15 GO Surplus Collections	05/05/15				771,127.40			
Brooke County Schools 83 GO Bank Fee	02/01/83				350.06			
Buckhannon 09-A Sewer Refunding Revenue	04/23/09	4.230 - 4.230	2,004,608	526,856	29,968.19	10/25	Truist Govrn	JK
Buckhannon 86-B Sewer Revenue	03/12/86	0.000 - 0.000	1,081,160	108,116	56,231.24	10/25	BNY	VLF
Buckhannon 86-B Sewer Reserve	03/12/86				54,566.26			
Buckhannon 16-A Water Revenue	02/18/16	1.500 - 4.000	3,755,000	2,960,000	115,126.03	03/36	DTC	S&J
Buckhannon 16-A Water Reserve	02/18/16				273,712.89			
Buffalo Creek PSD 15-A Sewer Reserve	03/06/15				80,052.00			
Buffalo Creek PSD 15-B Sewer Reserve	03/06/15				18,717.81			
Buffalo Creek PSD 20-A Sewer Revenue	12/01/20	3.000 - 3.000	308,600	279,994	6,350.06	06/33	UNB	S&J
Buffalo Creek PSD 20-A Sewer Reserve	12/01/20				3,330.45			
Buffalo Creek PSD 90-A Sewer Revenue	07/24/90	8.100 - 8.100	438,497	214,453	19,470.10	10/29	BNY	S&J
Buffalo Creek PSD 90-A Sewer Reserve	07/24/90				37,502.70			
Buffalo 10-A Sewer Revenue	11/09/10	0.000 - 0.000	440,312	342,092	857.13	12/37	UNB	S&J
Buffalo 10-A Sewer Reserve	11/09/10				35,506.22			
Buffalo 90-A Sewer Revenue	09/06/90	8.100 - 8.100	280,168	137,021	13,895.51	10/29	BNY	JK
Buffalo 90-A Sewer Reserve	09/06/90				23,961.40			
Buffalo 90-B Sewer Revenue	09/06/90	0.000 - 0.000	12,652	2,664	423.29	10/29	BNY	JK
Buffalo 90-B Sewer Reserve	09/06/90				544.02			
Buffalo 90-C Sewer Reserve	09/06/90				26,548.79			
Buffalo 97-B Lot 2 Sewer Revenue	12/04/97	0.000 - 0.000	768,395	307,358	3,631.69	12/37	UNB	S&J
Buffalo 97-B Sewer Revenue	12/04/97	0.000 - 0.000	1,263,797	505,519	3,991.70	12/37	UNB	S&J
Buffalo 97-B Sewer Reserve	12/04/97				57,351.91			
Buffalo 97-C Sewer Revenue	12/04/97	0.000 - 0.000	600,000	496,000	5,146.49	12/37	UNB	S&J
Buffalo 97-C Sewer Reserve	12/04/97				33,691.20			

ACCOUNT NAME	ISSUE DATE	INTEREST	ORIGINAL ISSUANCE	06/30/22 OUTSTANDING	06/30/22 ACCT BALANCE	LAST DEBT	PAYING AGENT	BOND COUNSEL
Burnsville 15-A Water Revenue	11/20/15	1.000 - 1.000	2,410,063	2,144,809	8,075.25	09/55	UNB	S&J
Burnsville 15-A Water Reserve	11/20/15				39,242.85			
Cabell County Schools 20 GO	12/29/20	1.250 - 3.000	87,500,000	82,650,000	273,883.50	06/36	DTC	S&J
Cairo 94 Sewer Reserve	01/04/95				13,790.98			
Calhoun County Schools 11 GO	07/21/11	3.250 - 4.200	3,560,000	2,050,000	327,963.28	06/31	DTC	G&G
Camden-on-Gauley 97-B Sewer Revenue	08/28/97	0.000 - 0.000	555,400	214,993	2,381.65	06/37	UNB	JK
Camden-on-Gauley 97-B Sewer Reserve	08/28/97				14,334.78			
Camden-on-Gauley 13-A Water Revenue	05/24/13	0.000 - 0.000	880,500	645,684	3,134.78	06/44	BPH	S&J
Camden-on-Gauley 13-A Water Reserve	05/24/13				49,866.32			
Cameron 00-A Sewer Revenue	07/13/00	0.000 - 0.000	2,530,188	1,198,508	17,096.38	06/40	UNB	S&J
Cameron 00-A Sewer Reserve	07/13/00				70,184.94			
Canaan Valley PSD 10-A Sewer Revenue	01/22/10	0.000 - 0.000	2,965,216	2,145,880	6,929.37	12/49	DEP	S&J
Canaan Valley PSD 10-A Sewer Reserve	01/22/10				78,108.88			
Capon Bridge 21-A Sewer Revenue	07/29/21	1.000 - 1.000	600,000	522,394	0.00	06/61	UNB	S&J
Capon Bridge 21-A Sewer Reserve	07/29/21				0.00			
Capon Bridge 13-A Water Revenue	10/02/13	0.000 - 0.000	1,989,000	1,524,900	7,100.04	06/45	BPH	S&J
Capon Bridge 13-A Water Reserve	10/02/13				154,899.77			
Carpendale 91-A Sewer Revenue	10/10/91	7.750 - 7.750	968,298	538,580	51,888.21	10/31	BNY	S&J
Carpendale 91-A Sewer Reserve	10/10/91				79,450.81			
Carpendale 91-B Sewer Revenue	10/10/91	0.000 - 0.000	32,277	8,276	945.82	10/31	BNY	S&J
Carpendale 91-B Sewer Reserve	10/10/91				1,005.23			
Carpendale 94 Water Revenue	04/22/94	6.750 - 6.750	801,000	472,184	37,847.11	10/33	BNY	S&J
Carpendale 94 Water Reserve	04/22/94				58,723.35			
Cedar Grove 02 Sewer Revenue	07/31/02	0.000 - 0.000	1,500,000	550,000	4,485.93	06/33	DEP	S&J
Cedar Grove 02 Sewer Reserve	07/31/02				50,000.00			
Cedar Grove 94 Sewer Revenue	09/02/94	6.750 - 6.750	222,000	131,622	7,832.38	10/33	BNY	JK
Cedar Grove 94 Sewer Reserve	09/02/94				16,351.00			
Center PSD 05-A Sewer Revenue	08/30/05	0.000 - 0.000	197,500	116,474	471.56	06/45	UNB	S&J
Center PSD 05-A Sewer Reserve	08/30/05				5,064.00			
Center PSD 21-A Sewer Reseve	01/22/21				0.00			

ACCOUNT NAME	ISSUE DATE	INTEREST	ORIGINAL ISSUANCE	06/30/22 OUTSTANDING	06/30/22 ACCT BALANCE	LAST DEBT	PAYING AGENT	BOND COUNSEL
Center PSD 89-A Sewer Revenue	11/22/89	8.400 - 8.400	1,415,213	703,162	65,429.53	10/29	BNY	S&J
Center PSD 89-A Sewer Reserve	11/22/89				124,225.00			
Center PSD 89-B Sewer Revenue	11/22/89	0.000 - 0.000	209,787	43,033	4,034.36	10/29	BNY	S&J
Center PSD 89-B Sewer Reserve	11/22/89				5,380.00			
Central Boaz PSD 17-A Sewer Revenue	08/08/17	0.250 - 0.250	2,995,000	2,751,505	7,469.13	06/57	DEP	BR
Central Boaz PSD 17-A Sewer Reserve	08/08/17				27,508.25			
Central Boaz PSD 88-A Sewer Revenue	05/19/88	9.000 - 9.000	692,181	251,836	38,272.97	10/26	BNY	BR
Central Boaz PSD 88-A Sewer Reserve	05/19/88				64,816.97			
Central Boaz PSD 88-B Sewer Revenue	05/19/88	0.000 - 0.000	248,215	32,660	5,056.43	10/26	BNY	BR
Central Boaz PSD 88-B Sewer Reserve	05/19/88				6,891.20			
Central Boaz PSD 12-A Water Reserve	06/27/12				54,035.67			
Central Boaz PSD 12-B Water Reserve	06/27/12				4,631.58			
Central Hampshire PSD 05-A Sewer Revenue	03/11/05	0.000 - 0.000	1,725,000	1,561,824	15,439.47	03/39	UNB	S&J
Central Hampshire PSD 05-A Sewer Reserve	03/11/05				93,244.00			
Central Hampshire PSD 05-B Sewer Revenue	03/11/05	0.000 - 0.000	1,599,500	1,170,493	11,608.48	03/39	UNB	S&J
Central Hampshire PSD 05-B Sewer Reserve	03/11/05				69,880.97			
Central Hampshire PSD 05-C Sewer Revenue	03/11/05	0.000 - 0.000	220,203	129,280	944.23	03/45	UNB	S&J
Central Hampshire PSD 05-C Sewer Reserve	03/11/05				5,683.00			
Central Hampshire PSD 06-A Water Reserve	06/30/06				94,544.30			
Central Hampshire PSD (GSV) 06-B Water Reserve	06/30/06				32,027.41			
Central Hampshire PSD (GSV) 06-A Water Reserve	06/29/06				34,362.21			
Central Hampshire PSD 19-A Water Revenue	08/16/19	0.750 - 0.750	700,000	699,800	532.54	06/50	BPH	S&J
Central Hampshire PSD 19-A Water Reserve	08/16/19				5,892.45			
Central Hampshire PSD 19-C Water Revenue	08/16/19	1.000 - 1.000	900,000	861,872	2,628.00	06/59	UNB	S&J
Central Hampshire PSD 19-C Water Reserve	08/16/19				5,817.86			
Central Hampshire PSD 21-A Water Revenue	05/21/21	0.500 - 0.500	1,100,000	1,054,338	0.00	09/52	BPH	S&J
Central Hampshire PSD 21-A Water Reserve	05/21/21				0.00			
Century-Volga PSD 03-A Water Reserve	06/13/03				19,030.77			
Century-Volga PSD 09-A Water Revenue	12/22/09	0.000 - 0.000	700,000	499,976	3,250.09	12/49	UNB	S&J
Century-Volga PSD 09-A Water Reserve	12/22/09				19,295.84			

ACCOUNT NAME	ISSUE DATE	INTEREST	ORIGINAL ISSUANCE	06/30/22 OUTSTANDING	06/30/22 ACCT BALANCE	LAST DEBT	PAYING AGENT	BOND COUNSEL
Ceredo 11-A Sewer Revenue	03/02/11	0.000 - 0.000	534,900	394,311	2,442.03	03/51	DEP	S&J
Ceredo 11-A Sewer Reserve	03/02/11				13,733.44			
Ceredo 91-A Sewer Revenue	07/10/91	8.100 - 8.100	618,069	302,278	35,695.46	10/29	BNY	JK
Ceredo 91-A Sewer Reserve	07/10/91				52,858.82			
Ceredo 91-B Sewer Revenue	07/10/91	0.000 - 0.000	27,906	5,875	1,974.55	10/29	BNY	JK
Ceredo 91-B Sewer Reserve	07/10/91				927.71			
Ceredo 07-A Water Revenue	06/14/07	0.000 - 0.000	2,700,000	1,507,500	18,724.39	03/39	BPH	S&J
Ceredo 07-A Water Reserve	06/14/07				95,139.55			
Chapmanville 13-A Water & Sewer Revenue	12/12/13	0.000 - 0.000	400,000	323,065	1,063.97	12/53	DEP	JK
Chapmanville 13-A Water & Sewer Reserve	12/12/13				8,012.10			
Chapmanville 14-A Water & Sewer Revenue	05/22/14	0.500 - 0.500	1,505,000	1,197,786	5,389.97	12/45	BPH	JK
Chapmanville 14-A Water & Sewer Reserve	05/22/14				36,499.26			
Chapmanville 18-A Water & Sewer Revenue	05/31/18	0.500 - 0.500	984,000	892,102	4,564.30	06/49	BPH	JK
Chapmanville 18-A Water & Sewer Reserve	05/31/18				10,935.48			
Chapmanville 19-A Water & Sewer Revenue	07/09/19	0.000 - 0.000	5,681,560	5,356,751	13,793.54	06/59	DEP	JK
Chapmanville 19-A Water & Sewer Reserve	07/09/19				12,552.00			
Chapmanville 86-B Water & Sewer Revenue	03/25/86	0.000 - 0.000	99,740	9,974	6,124.55	10/25	BNY	JK
Chapmanville 86-B Water & Sewer Reserve	03/25/86				4,002.00			
Charles Town 02-A Water & Sewer Revenue	08/22/02	5.800 - 5.800	1,100,000	800,725	32,923.76	10/39	BNY	S&J
Charles Town 02-A Water & Sewer Reserve	08/22/02				0.00		SB	10/01/2039
Charles Town 02-B Water & Sewer Revenue	08/22/02	0.000 - 0.000	3,600,000	1,870,130	8,758.53	06/42	UNB	S&J
Charles Town 02-B Water & Sewer Reserve	08/22/02				0.00		SB	06/01/2042
Charles Town 10-A Water & Sewer Revenue	01/13/10	2.000 - 2.000	912,458	444,223	5,195.18	03/31	BPH	S&J
Charles Town 10-A Water & Sewer Reserve	01/13/10				0.00		SB	03/01/2031
Charles Town 10-B Water & Sewer Revenue	01/13/10	2.000 - 2.000	100,000	48,685	570.05	03/31	BPH	S&J
Charles Town 10-B Water & Sewer Reserve	01/13/10				0.00		SB	03/01/2031
Charles Town 10-C Water & Sewer Revenue	12/02/10	0.000 - 0.000	1,250,000	791,652	4,197.79	06/41	DEP	S&J
Charles Town 10-C Water & Sewer Reserve	12/02/10				0.00		SB	06/01/2041
Charles Town 10-D Water & Sewer Revenue	12/02/10	0.000 - 0.000	500,000	316,652	1,679.71	06/41	DEP	S&J
Charles Town 10-D Water & Sewer Reserve	12/02/10				0.00		SB	06/01/2041

ACCOUNT NAME	ISSUE DATE	INTEREST	ORIGINAL ISSUANCE	06/30/22 OUTSTANDING	06/30/22 ACCT BALANCE	LAST DEBT	PAYING AGENT	BOND COUNSEL
Charles Town 11-A Water & Sewer Revenue	07/22/11	0.000 - 0.000	13,147,192	4,757,084	29,111.21	06/41	DEP	S&J
Charles Town 11-A Water & Sewer Reserve	07/22/11				0.00		SB	06/01/2041
Charles Town 13-A Water & Sewer Revenue	06/27/13	0.500 - 0.500	591,977	447,445	3,003.19	09/44	DEP	S&J
Charles Town 13-A Water & Sewer Reserve	06/27/13				0.00		SB	09/01/2044
Charles Town 14-A Water & Sewer Revenue	06/18/14	0.500 - 0.500	4,058,900	3,262,727	26,285.82	03/46	DEP	S&J
Charles Town 14-A Water & Sewer Reserve	06/18/14				0.00		SB	03/01/2046
Charles Town 16-A Water & Sewer Revenue	03/17/16	1.600 - 4.500	7,695,000	6,715,000	153,748.68	03/46	DTC	S&J
Charles Town 16-A Water & Sewer Reserve	03/17/16				0.00		SB	03/01/2046
Charles Town 16-B Water & Sewer Revenue	08/18/16	1.500 - 4.000	3,895,000	3,710,000	16,761.19	06/46	DTC	S&J
Charles Town 16-B Water & Sewer Reserve	08/18/16				0.00		SB	06/01/2046
Charles Town 18-A3 (JEP 98-C) Water & Sewer Revenue	12/27/18	1.000 - 1.000	662,039	565,675	3,310.74	06/38	UNB	S&J
Charles Town 18-A3 (JEP 98-C) Water & Sewer Res	12/27/18				0.00		SB	06/01/2038
Charles Town 18-A4 (JEP 99-A) Water & Sewer Revenue	12/27/18	0.000 - 0.000	378,363	97,743	3,045.99	03/30	DEP	S&J
Charles Town 18-A4 (JEP 99-A) Water & Sewer Res	12/27/18				0.00		SB	03/01/2030
Charles Town 18-A5 (JEP 00-A) Water & Sewer Revenue	12/27/18	0.000 - 0.000	1,154,889	365,712	8,339.31	12/31	DEP	S&J
Charles Town 18-A5 (JEP 00-A) Water & Sewer Res	12/27/18				0.00		SB	12/01/2031
Charles Town 18-A6 (JEP 08-A) Water & Sewer Revenue	12/27/18	0.000 - 0.000	2,005,000	1,102,728	6,673.89	12/38	DEP	S&J
Charles Town 18-A6 (JEP 08-A) Water & Sewer Res	12/27/18				0.00		SB	12/01/2038
Charles Town 18-A7 (JEP 14-A) Water & Sewer Revenue	12/27/18	0.500 - 0.500	985,350	776,343	4,118.15	09/45	BPH	S&J
Charles Town 18-A7 (JEP 14-A) Water & Sewer Res	12/27/18				0.00		SB	09/01/2045
Charles Town 18-A (JEP 88-B) Water & Sewer Revenue	12/27/18	0.000 - 0.000	425,767	76,423	11,533.54	10/28	BNY	S&J
Charles Town 18-A (JEP 88-B) Water & Sewer Reserve	12/27/18				0.00		SB	10/01/2028
Charles Town 18-B Water & Sewer Revenue	12/27/18	2.250 - 3.500	3,065,000	2,535,000	48,056.80	06/33	DTC	S&J
Charles Town 18-B Water & Sewer Reserve	12/27/18				0.00		SB	06/01/2033
Charles Town 20-A Water & Sewer Revenue	07/14/20	2.000 - 2.625	4,575,000	4,235,000	37,591.68	06/43	DTC	S&J
Charles Town 20-A Water & Sewer Reserve	07/14/20				0.00		SB	06/01/2043
Charles Town 22-A Water & Sewer Refunding Reserve	02/02/22				0.00		SB	06/01/2033
Charles Town 22-A Water & Sewer Refunding Revenue	02/02/22	0.625 - 3.000	4,380,000	4,380,000	217,201.26	12/32	DTC	S&J
Charles Town 87-B Water & Sewer Revenue	11/18/87	0.000 - 0.000	413,629	54,425	8,643.03	10/26	BNY	S&J
Charles Town 87-B Water & Sewer Reserve	11/18/87				0.00		SB	10/01/2026

ACCOUNT NAME	ISSUE DATE	INTEREST	ORIGINAL ISSUANCE	06/30/22 OUTSTANDING	06/30/22 ACCT BALANCE	LAST DEBT	PAYING AGENT	BOND COUNSEL
Charles Town 88-B (B2) Water & Sewer Revenue	05/20/88	0.000 - 0.000	558,000	100,144	11,294.71	10/28	BNY	S&J
Charles Town 88-B (B2) Water & Sewer Reserve	05/20/88				0.00		SB	10/01/2028
Charles Town 88-B (B1) Water & Sewer Revenue	05/04/88	0.000 - 0.000	295,916	53,100	6,028.42	10/28	BNY	S&J
Charles Town 88-B (B1) Water & Sewer Reserve	05/04/88				0.00		SB	10/01/2028
Charles Town 89-B Water & Sewer Revenue	04/13/89	0.000 - 0.000	117,480	24,098	2,357.70	10/29	BNY	S&J
Charles Town 89-B Water & Sewer Reserve	04/13/89				0.00		SB	10/01/2029
Charleston 01-B Sewer Revenue	05/22/01	7.850 - 7.850	823,741	420,735	50,094.41	10/29	BNY	JK
Charleston 01-B Sewer Reserve	05/22/01				72,878.85			
Charleston 01-C Sewer Revenue	05/22/01	0.000 - 0.000	30,491	8,411	1,227.83	10/29	BNY	JK
Charleston 01-C Sewer Reserve	05/22/01				1,418.91			
Charleston 04-A Sewer Revenue	03/23/04	2.000 - 2.000	9,835,120	1,736,620	115,181.89	06/25	DEP	JK
Charleston 04-A Sewer Reserve	03/23/04				598,416.90			
Charleston 05-A Sewer Revenue	05/05/05	5.050 - 5.050	36,617,310	28,964,408	1,020,252.38	10/44	BNY	JK
Charleston 05-A Sewer Reserve	05/05/05				2,159,473.10			
Charleston 05-B1 Sewer Revenue	05/05/05	2.000 - 2.000	1,822,690	1,239,323	42,820.09	10/44	Truist/WDA	JK
Charleston 08-A Sewer Revenue	06/26/08	2.000 - 2.000	9,000,000	3,918,667	58,355.65	03/30	DEP	JK
Charleston 08-A Sewer Reserve	06/26/08				547,602.99			
Charleston 11-A Sewer Revenue	12/13/11	2.000 - 2.000	25,877,009	15,811,635	161,286.55	09/33	DEP	JK
Charleston 11-A Sewer Reserve	12/13/11				1,574,483.64			
Charleston 13-A Sewer Revenue	03/27/13	0.000 - 0.000	9,799,296	5,153,965	55,300.36	06/31	DEP	JK
Charleston 13-A Sewer Reserve	03/27/13				613,928.32			
Charleston 16-A Sewer Revenue	09/22/16	1.550 - 4.000	13,145,000	10,615,000	768,844.44	07/36	DTC	JK
Charleston 16-A Sewer Reserve	09/22/16				0.00		SB	07/01/2036
Charleston 20-A Sewer Revenue	05/07/20	2.750 - 2.750	12,859,975	11,995,438	93,492.38	03/40	DEP	JK
Charleston 20-A Sewer Reserve	05/07/20				910,115.53			
Charleston 89-A Sewer Revenue	03/21/89	8.400 - 8.400	1,912,194	950,092	113,646.08	10/29	BNY	JK
Charleston 89-A Sewer Reserve	03/21/89				168,005.09			
Charleston 89-B Sewer Revenue	03/21/89	0.000 - 0.000	283,458	58,145	7,851.30	10/29	BNY	JK
Charleston 89-B Sewer Reserve	03/21/89				7,757.80			
Charleston 89-C Sewer Revenue	11/21/89	8.400 - 8.400	829,856	412,322	49,333.43	10/29	BNY	JK

ACCOUNT NAME	ISSUE DATE	INTEREST	ORIGINAL ISSUANCE	06/30/22 OUTSTANDING	06/30/22 ACCT BALANCE	LAST DEBT	PAYING AGENT	BOND COUNSEL
Charleston 89-C Sewer Reserve	11/21/89				72,922.98			
Charleston 89-D Sewer Revenue	11/21/89	0.000 - 0.000	123,015	25,234	3,428.15	10/29	BNY	JK
Charleston 89-D Sewer Reserve	11/21/89				4,426.96			
Charleston 99-A Sewer Revenue	06/22/99	8.380 - 8.380	686,229	254,009	48,158.81	10/26	BNY	JK
Charleston 99-A Sewer Reserve	06/22/99				64,330.41			
Charleston 99-B Sewer Revenue	06/22/99	0.000 - 0.000	132,072	23,585	24,454.20	10/26	BNY	JK
Chas-Kanawha County Reg Devel Auth 00-A Water Revenue	01/27/00	4.350 - 6.375	8,705,000	6,145,000	155,226.43	06/39	BNY	VLF
Chas-Kanawha County Reg Devel Auth 05-A Water Res	06/28/05				36,202.24			
Chas-Kanawha County Reg Devel Auth 09-A Water Res	04/16/09				22,865.62			
Chas-Kanawha County Reg Devel Auth 09-B Water Revenue	06/29/09	0.000 - 0.000	167,300	98,188	1,049.06	12/48	UNB	S&J
Chas-Kanawha County Reg Devel Auth 09-B Water Res	06/29/09				0.00		LOC	12/01/2048
Charleston 09-A Civic Center Imp Revenue	12/17/09	3.000 - 4.400	3,275,000	835,000	167,891.24	12/24	DTC	JK
Charleston 98 Civic Center Imp Revenue	09/01/98	4.600 - 5.100	3,635,000	480,000	232,007.66	09/23	DTC	G&G
Chester 18 Water & Sewer Revenue	02/23/18	3.780 - 3.780	1,425,000	1,058,628	41,525.76	03/33	WESBK-WHEEL	JK
Chester 18 Water & Sewer Reserve	02/23/18				133,618.20			
Chester 21 Water & Sewer BAN	03/24/21	3.000 - 3.000	800,000	800,000	2,085.72	03/24	WESBK-WHEEL	JK
Chester 88-A Water & Sewer Revenue	07/06/88	9.000 - 9.000	1,133,851	532,063	57,728.66	10/28	BNY	S&J
Chester 88-A Water & Sewer Reserve	07/06/88				105,839.13			
Chester 88-B Water & Sewer Revenue	07/06/88	0.000 - 0.000	283,463	50,887	5,802.28	10/28	BNY	S&J
Chester 88-B Water & Sewer Reserve	07/06/88				7,678.23			
Chestnut Ridge PSD 14-A Water Revenue	08/12/14	0.000 - 0.000	1,075,000	899,329	2,615.77	06/31	UNB	S&J
Chestnut Ridge PSD 14-A Water Reserve	08/12/14				18,236.43			
Chestnut Ridge PSD 95 Water Revenue	10/10/95	6.750 - 6.750	185,000	109,701	8,804.31	10/33	BNY	S&J
Chestnut Ridge PSD 95 Water Reserve	10/10/95				13,643.62			
Clarksburg 09-A Sewer Revenue	07/08/09	0.000 - 0.000	1,000,000	400,000	9,557.36	06/30	DEP	S&J
Clarksburg 09-A Sewer Reserve	07/08/09				53,078.86			
Clarksburg 14-A Sewer Revenue	01/09/14	0.500 - 0.500	12,000,000	9,454,635	52,684.69	09/45	DEP	S&J
Clarksburg 14-A Sewer Reserve	01/09/14				302,616.59			
Clarksburg 20-A Sewer Revenue	07/30/20	2.750 - 2.750	7,500,000	6,473,202	62,003.21	06/40	DEP	S&J
Clarksburg 20-A Sewer Reserve	07/30/20				30,272.27			

ACCOUNT NAME	ISSUE DATE	INTEREST	ORIGINAL ISSUANCE	06/30/22 OUTSTANDING	06/30/22 ACCT BALANCE	LAST DEBT	PAYING AGENT	BOND COUNSEL
Clarksburg 22-A Sewer Revenue	04/27/22	2.140 - 2.140	725,000	14,000	0.00	03/42	DEP	S&J
Clarksburg 22-A Sewer Reserve	04/27/22				0.00			
Clarksburg 04-A Water Revenue	09/28/04	5.000 - 5.000	1,885,764	412,242	121,997.72	10/24	BNY	S&J
Clarksburg 04-A Water Reserve	09/28/04				151,521.07			
Clarksburg 21-A Water Refunding Revenue	03/18/21	0.570 - 2.000	2,785,000	2,585,000	42,173.18	06/34	DTC	S&J
Clarksburg 21-A Water Refunding Reserve	03/18/21				0.00		SB	06/01/2034
Clay County PSD 05-A Water Reserve	12/19/05				33,157.00			
Clay County PSD 17-A Water Revenue	09/20/17	1.000 - 1.000	740,000	587,582	7,960.75	09/57	UNB	S&J
Clay County PSD 17-A Water Reserve	09/20/17				7,764.48			
Clay County PSD 94-B Water Revenue	10/21/94	6.750 - 6.750	333,000	197,433	14,882.39	10/33	BNY	JK
Clay County PSD 94-B Water Reserve	10/21/94				24,553.77			
Clay 09-A Water & Sewer Reserve	10/16/09				44,165.38			
Clay 09-B Water & Sewer Revenue	10/16/09	0.000 - 0.000	550,000	389,260	2,527.84	09/49	UNB	G&G
Clay 09-B Water & Sewer Reserve	10/16/09				9,138.85			
Clay 98-B Water & Sewer Revenue	03/27/98	0.000 - 0.000	185,000	74,000	1,703.60	12/37	UNB	S&J
Clay 98-B Water & Sewer Reserve	03/27/98				5,056.82			
Clay-Battelle PSD 15-A Water Revenue	07/22/15	2.500 - 2.500	1,500,000	1,175,495	9,201.80	03/37	BPH	S&J
Clay-Battelle PSD 15-A Water Reserve	07/22/15				51,908.18			
Clay-Battelle PSD 15-B Water Revenue	07/22/15	0.500 - 0.500	3,879,958	3,242,259	14,804.92	03/47	BPH	S&J
Clay-Battelle PSD 15-B Water Reserve	07/22/15				75,715.23			
Clay-Roane PSD 04-A Water Revenue	11/12/04	0.000 - 0.000	1,000,000	585,526	3,008.76	09/44	UNB	G&G
Clay-Roane PSD 04-A Water Reserve	11/12/04				27,088.30			
Clay-Roane PSD 04-B Water Reserve	11/12/04				19,857.99			
Clay-Roane PSD 08 Water Reserve	06/26/08				3,892.00			
Clay-Roane PSD 16-A Water Revenue	11/04/16	1.000 - 1.000	497,798	451,766	1,429.98	09/56	UNB	S&J
Clay-Roane PSD 16-A Water Reserve	11/04/16				11,498.92			
Clay-Roane PSD 90 Water Reserve	11/05/90				26,549.42			
Clay-Roane PSD 97 Water Reserve	04/04/97				2,224.54			
Claywood Park PSD 01 Sewer Revenue	01/04/01	0.000 - 0.000	1,800,000	585,000	5,626.18	03/32	DEP	BR
Claywood Park PSD 01 Sewer Reserve (R)*	01/04/01				61,290.44			

ACCOUNT NAME	ISSUE DATE	INTEREST	ORIGINAL ISSUANCE	06/30/22 OUTSTANDING	06/30/22 ACCT BALANCE	LAST DEBT	PAYING AGENT	BOND COUNSEL
Claywood Park PSD 08-A Sewer Revenue	10/27/08	0.000 - 0.000	5,500,000	4,776,482	7,089.05	12/41	DEP	S&J
Claywood Park PSD 08-A Sewer Reserve	10/27/08				77,576.30			
Claywood Park PSD 08-B Sewer Revenue	10/27/08	0.000 - 0.000	1,500,000	1,029,408	3,418.67	09/48	UNB	S&J
Claywood Park PSD 08-B Sewer Reserve	10/27/08				39,353.11			
Claywood Park PSD 09-A Sewer Revenue	06/18/09	0.000 - 0.000	1,027,500	718,610	2,454.04	03/49	DEP	S&J
Claywood Park PSD 09-A Sewer Reserve	06/18/09				27,080.09			
Claywood Park PSD 09-C Sewer Revenue	06/18/09	0.000 - 0.000	100,000	69,916	228.44	03/49	UNB	S&J
Claywood Park PSD 09-C Sewer Reserve	06/18/09				2,620.19			
Claywood Park PSD 15-B Sewer Revenue	02/11/15	0.000 - 0.000	3,040,000	2,600,000	6,982.57	12/54	UNB	BR
Claywood Park PSD 15-B Sewer Reserve	02/11/15				45,250.67			
Claywood Park PSD 89-A Sewer Revenue	10/10/89	8.400 - 8.400	2,801,862	1,392,132	128,585.46	10/29	BNY	JK
Claywood Park PSD 89-A Sewer Reserve (R)*	10/10/89				246,171.25			
Claywood Park PSD 89-B Sewer Revenue	10/10/89	0.000 - 0.000	415,340	85,198	8,167.48	10/29	BNY	JK
Claywood Park PSD 89-B Sewer Reserve (R)*	10/10/89				10,879.18			
Claywood Park PSD 16-A Water Revenue	06/02/16	0.500 - 0.500	4,343,944	3,664,409	15,997.24	06/47	BPH	BR
Claywood Park PSD 16-A Water Reserve	06/02/16				80,666.98			
Claywood Park PSD 16-C Water Refunding Revenue	11/10/16	2.000 - 4.000	6,610,000	6,060,000	154,771.87	11/45	DTC	BR
Claywood Park PSD 16-C Water Refunding Reserve	11/10/16				197,483.77			
Claywood Park PSD 16 Water Refunding Revenue	04/22/16	1.000 - 4.750	2,990,000	2,135,000	105,865.38	11/42	DTC	BR
Claywood Park PSD 16 Water Refunding Reserve	04/22/16				149,504.82			
Claywood Park PSD 20-A Water Revenue	11/19/20	0.500 - 0.500	441,000	430,711	1,419.99	09/51	BPH	BR
Claywood Park PSD 20-A Water Reserve	11/19/20				1,321.02			
Claywood Park PSD 21-A Water Refunding Revenue	04/01/21	0.500 - 3.000	4,700,000	4,625,000	108,207.59	11/50	DTC	BR
Claywood Park PSD 21-A Water Refunding Reserve	04/01/21				123,245.96			
Clover PSD 01 Water Reserve	03/07/01				15,731.19			
Clover PSD 12 Water Reserve	02/24/12				32,055.49			
Concord University Twin Towers Dorm-Dh 67 R&R	05/01/67				4,966.56			
Cool Ridge-Flat Top PSD 07-A Water Reserve	03/01/07				58,787.14			
Cool Ridge-Flat Top PSD 07-B Water Reserve	03/01/07				96,673.22			
Coons Run PSD 10-A Water Revenue	01/27/10	0.000 - 0.000	1,200,000	750,000	6,294.75	03/41	BPH	S&J

ACCOUNT NAME	ISSUE DATE	INTEREST	ORIGINAL ISSUANCE	06/30/22 OUTSTANDING	06/30/22 ACCT BALANCE	LAST DEBT	PAYING AGENT	BOND COUNSEL
Coons Run PSD 10-A Water Reserve	01/27/10				40,291.40			
Cottageville PSD 16 Sewer Reserve	12/12/16				9,723.35			
Cottageville PSD 21-A Water Refunding Revenue	04/08/21	1.500 - 1.500	52,000	28,953	1,828.91	10/23	OVB:BH	S&J
Cottageville PSD 21-A Water Refunding Reserve	04/08/21				5,203.74			
Cottageville PSD 21-B Water Refunding Revenue	04/08/21	1.770 - 1.770	467,500	414,484	4,772.94	03/30	Truist Govrn	S&J
Cottageville PSD 21-B Water Refunding Reserve	04/08/21				22,929.57			
Cottageville PSD 21-C Water Refunding Revenue	04/08/21	3.300 - 3.300	360,000	352,135	1,651.56	04/49	OVB:BH	S&J
Cottageville PSD 21-C Water Refunding Reserve	04/08/21				19,819.08			
Cowen PSD 04-A Water & Sewer Revenue	12/29/04	0.000 - 0.000	400,000	186,666	3,640.59	06/36	BPH	S&J
Cowen PSD 04-A Water & Sewer Reserve	12/29/04				14,054.65			
Cowen PSD 04-B Water & Sewer Revenue	12/29/04	2.000 - 2.000	800,000	186,497	11,447.25	06/26	BPH	S&J
Cowen PSD 04-B Water & Sewer Reserve	12/29/04				48,684.46			
Cowen PSD 13-A Water & Sewer Reserve	03/01/13				38,620.46			
Cowen PSD 13-B Water & Sewer Revenue	06/25/13	0.500 - 0.500	210,000	158,729	2,043.53	09/44	BPH	JK
Cowen PSD 13-B Water & Sewer Reserve	06/25/13				10,315.67			
Cowen PSD 16-A Water & Sewer Revenue	01/21/16	0.500 - 0.500	2,892,500	2,531,421	12,962.10	06/48	BPH	JK
Cowen PSD 16-A Water & Sewer Reserve	01/21/16				42,842.51			
Cowen PSD 19-A Water & Sewer BAN	04/18/19	0.000 - 0.000	400,000	342,700	0.00	01/23	Truist/WDA	S&J
Cowen PSD 20-A Water & Sewer Revenue	05/21/20	0.500 - 0.500	255,000	243,138	843.02	12/50	BPH	JK
Cowen PSD 20-A Water & Sewer Reserve	05/21/20				1,451.55			
Cowen PSD 21-A Water & Sewer Revenue	04/15/21	0.500 - 0.500	2,066,000	1,455,712	0.00	09/52	BPH	JK
Cowen PSD 21-A Water & Sewer Reserve	04/15/21				0.00			
Crab Orchard-MacArthur PSD 01-A Sewer Revenue	10/03/01	0.000 - 0.000	6,818,600	2,443,306	26,719.28	03/33	DEP	S&J
Crab Orchard-MacArthur PSD 01-A Sewer Reserve	10/03/01				240,353.21			
Crab Orchard-MacArthur PSD 06-A Sewer Revenue	09/06/06	0.000 - 0.000	1,314,606	690,165	4,373.59	03/38	DEP	S&J
Crab Orchard-MacArthur PSD 06-A Sewer Reserve	09/06/06				46,340.08			
Crab Orchard-MacArthur PSD 06-B Sewer Revenue	09/06/06	0.000 - 0.000	5,852,000	3,710,056	14,163.75	09/46	UNB	S&J
Crab Orchard-MacArthur PSD 06-B Sewer Reserve	09/06/06				161,588.00			
Crab Orchard-MacArthur PSD 08-A Sewer Refunding Revenue	03/27/08	3.910 - 3.910	3,712,815	915,613	25,832.79	10/25	Truist Govrn	BR
Crab Orchard-MacArthur PSD 08-A Sewer Reserve	03/27/08				293,745.25			

ACCOUNT NAME	ISSUE DATE	INTEREST	ORIGINAL ISSUANCE	06/30/22 OUTSTANDING	06/30/22 ACCT BALANCE	LAST DEBT	PAYING AGENT	BOND COUNSEL
Crab Orchard-MacArthur PSD 08-B Sewer Revenue	08/05/08	0.000 - 0.000	275,000	186,898	651.00	06/48	UNB	S&J
Crab Orchard-MacArthur PSD 08-B Sewer Reserve	08/05/08				7,599.90			
Crab Orchard-MacArthur PSD 08-C Sewer Revenue	12/04/08	0.000 - 0.000	201,487	91,237	919.88	09/32	DEP	S&J
Crab Orchard-MacArthur PSD 08-C Sewer Reserve	12/04/08				9,352.47			
Crab Orchard-MacArthur PSD 11-A Sewer Revenue	07/22/11	0.000 - 0.000	4,513,128	3,083,948	15,008.94	12/42	DEP	S&J
Crab Orchard-MacArthur PSD 11-A Sewer Reserve	07/22/11				158,401.75			
Crab Orchard-MacArthur PSD 86-B Sewer Revenue	05/29/86	0.000 - 0.000	161,688	16,583	4,005.47	10/25	BNY	S&J
Crab Orchard-MacArthur PSD 86-B Sewer Reserve	05/29/86				4,388.43			
Crab Orchard-MacArthur PSD 97-B Sewer Revenue	06/05/97	0.000 - 0.000	1,774,300	688,306	6,645.33	06/37	UNB	BR
Crab Orchard-MacArthur PSD 97-B Sewer Reserve	06/05/97				48,488.94			
Craigsville PSD 05-A Sewer Revenue	07/11/05	0.000 - 0.000	1,272,440	765,127	3,130.80	06/45	UNB	S&J
Craigsville PSD 05-A Sewer Reserve	07/11/05				34,704.18			
Craigsville PSD 21-A Sewer Revenue	02/26/21	0.250 - 0.250	4,153,000	2,827,124	9,893.64	12/60	DEP	S&J
Craigsville PSD 21-A Sewer Reserve	02/26/21				943.16			
Craigsville PSD 86-A Sewer Revenue	02/18/86	9.750 - 9.750	650,000	206,992	38,869.00	10/25	BNY	S&J
Craigsville PSD 86-A Sewer Reserve	02/18/86				65,019.46			
Craigsville PSD 16-A Water Reserve	02/12/16				72,393.44			
Craigsville PSD 19-A Water System Design Revenue	12/10/19	1.000 - 1.000	478,100	405,705	3,447.67	06/50	BPH	S&J
Craigsville PSD 19-A Water System Design Reserve	12/10/19				3,851.39			
Craigsville PSD 98-A Water Revenue	01/06/98	0.000 - 0.000	1,361,000	540,910	2,965.10	12/37	UNB	S&J
Craigsville PSD 98-A Water Reserve	01/06/98				36,405.23			
Crum PSD 02-A Water Reserve	05/09/02				49,572.00			
Crum PSD 10-A Water Reserve	03/15/10				72,034.94			
Crum PSD 10-B Water Reserve	03/15/10				44,088.00			
Crum PSD 12-A Water Reserve	02/28/12				47,709.95			
Crum PSD 16-A Water Reserve	11/17/16				4,881.45			
Crum PSD 16-B Water Revenue	11/17/16	2.000 - 2.000	250,000	223,001	995.52	03/48	UNB	S&J
Crum PSD 16-B Water Reserve	11/17/16				4,867.12			
Crum PSD 93 Water Reserve	09/08/93				8,848.46			
Culloden PSD 03-A Sewer Revenue	07/31/03	0.000 - 0.000	689,000	363,972	3,666.11	06/43	DEP	S&J

ACCOUNT NAME	ISSUE DATE	INTEREST	ORIGINAL ISSUANCE	06/30/22 OUTSTANDING	06/30/22 ACCT BALANCE	LAST DEBT	PAYING AGENT	BOND COUNSEL
Culloden PSD 03-A Sewer Reserve	07/31/03				19,418.84			
Culloden PSD 04-A Sewer Revenue	12/29/04	0.000 - 0.000	1,100,000	638,709	6,472.11	12/44	DEP	S&J
Culloden PSD 04-A Sewer Reserve	12/29/04				30,017.02			
Culloden PSD 20-A Sewer Revenue	02/27/20	1.500 - 1.500	1,712,148	1,558,253	9,919.72	12/49	DEP	S&J
Culloden PSD 20-A Sewer Reserve	02/27/20				8,017.00			
Danese PSD 02-A Water Reserve	08/22/02				34,635.89			
Danese PSD 09-A Water Reserve	09/24/09				62,040.27			
Davis 20-A Water & Sewer Revenue	08/05/20	3.000 - 3.000	1,250,000	1,226,994	7,005.81	12/41	UNB	S&J
Davis 20-A Water & Sewer Reserve	08/05/20				4,864.95			
Deckers Creek PSD 22-A Sewer Refunding Revenue	12/25/22	2.400 - 2.400	1,570,390	1,548,576	10,431.12	03/37	FUB	S&J
Deckers Creek PSD 22-A Sewer Refunding Reserve	01/25/22				124,880.82			
Delbarton 11-A Sewer Revenue	11/03/11	0.000 - 0.000	3,131,150	2,426,113	8,196.25	09/51	DEP	JK
Delbarton 11-A Sewer Reserve	11/03/11				73,543.39			
Delbarton 01-A Water Revenue	07/18/01	0.000 - 0.000	258,000	86,000	9,641.74	06/32	BPH	S&J
Delbarton 01-A Water Reserve	07/18/01				9,363.73			
Doddridge County PSD 18-A Water Revenue	05/07/18	1.000 - 1.000	341,075	317,922	999.99	09/56	UNB	S&J
Doddridge County PSD 18-A Water Reserve	05/07/18				11,651.51			
Downs PSD 20-A Water Refunding Revenue	12/09/20	3.250 - 3.250	385,000	353,953	2,883.72	12/34	OVB:BH	S&J
Downs PSD 20-A Water Refunding Reserve	12/09/20				34,537.74			
Dunbar 14-A Sewer Revenue	01/09/14	0.500 - 0.500	11,369,412	9,611,084	35,192.30	09/35	DEP	S&J
Dunbar 14-A Sewer Reserve	01/09/14				265,281.44			
Dunbar 99 Sewer Revenue	08/24/99	0.000 - 0.000	16,152,148	2,950,871	61,504.00	03/27	DEP	JTP
Dunbar 99 Sewer Reserve (R)*	08/24/99				657,247.68			
Durbin 19-A Sewer BAN	03/05/19	0.000 - 0.000	130,000	124,045	0.00	07/23	Truist/WDA	S&J
East View PSD 86-A Sewer Revenue	06/13/86	9.750 - 9.750	340,000	108,535	21,780.71	10/25	BNY	S&J
East View PSD 86-A Sewer Reserve	06/13/86				34,259.28			
Eastern Wyoming PSD 01-A Water Revenue	10/16/01	0.000 - 0.000	360,000	114,000	1,280.08	12/31	BPH	STB
Eastern Wyoming PSD 01-A Water Reserve	10/16/01				12,662.75			
Eastern Wyoming PSD 04-A Water Revenue	08/24/04	0.000 - 0.000	570,000	256,500	2,027.38	12/35	BPH	STB
Eastern Wyoming PSD 04-A Water Reserve	08/24/04				20,039.85			

ACCOUNT NAME	ISSUE DATE	INTEREST	ORIGINAL ISSUANCE	06/30/22 OUTSTANDING	06/30/22 ACCT BALANCE	LAST DEBT	PAYING AGENT	BOND COUNSEL
Eastern Wyoming PSD 06-A Water Revenue	01/12/06	0.000 - 0.000	2,570,000	1,306,397	9,128.70	09/37	BPH	STB
Eastern Wyoming PSD 06-A Water Reserve	01/12/06				89,992.57			
Eastern Wyoming PSD 09-A Water Revenue	10/16/09	0.000 - 0.000	1,000,000	707,770	2,405.54	09/49	UNB	STB
Eastern Wyoming PSD 09-A Water Reserve	10/16/09				26,012.32			
Eastern Wyoming PSD 14-A Water Revenue	03/25/14	0.000 - 0.000	250,000	200,927	589.65	03/54	UNB	STB
Eastern Wyoming PSD 14-A Water Reserve	03/25/14				5,112.34			
Eastern Wyoming PSD 15-A Water Revenue	04/16/15	1.000 - 1.000	315,000	276,767	1,750.36	03/55	UNB	JK
Eastern Wyoming PSD 15-A Water Reserve	04/16/15				5,651.37			
Eastern Wyoming PSD 16-A Water Revenue	03/16/16	1.000 - 1.000	1,167,937	1,034,882	11,596.23	06/52	UNB	JK
Eastern Wyoming PSD 16-A Water Reserve	03/16/16				40,096.15			
Eastern Wyoming PSD 16-B Water Revenue	10/18/16	1.000 - 1.000	156,917	142,406	2,512.54	09/56	UNB	JK
Eastern Wyoming PSD 16-B Water Reserve	10/18/16				2,155.96			
Eastern Wyoming PSD 18-A Water Revenue	09/13/18	2.000 - 2.000	1,358,702	1,279,969	7,202.63	03/50	UNB	JK
Eastern Wyoming PSD 18-A Water Reserve	09/13/18				14,095.49			
Eastern Wyoming PSD 21-A Water Revenue	07/29/21	2.000 - 2.000	3,541,530	2,198,851	0.00	03/53	UNB	JK
Eastern Wyoming PSD 21-A Water Reserve	07/29/21				0.00			
Elizabeth 14-A Sewer Revenue	04/03/14	0.000 - 0.000	2,471,733	2,121,525	6,947.31	09/52	DEP	G&G
Elizabeth 14-A Sewer Reserve	04/03/14				47,725.14			
Elizabeth 20-A Sewer Revenue	01/30/20	0.500 - 0.500	1,386,500	1,341,120	4,672.35	12/49	DEP	G&G
Elizabeth 20-A Sewer Reserve	01/30/20				5,662.67			
Elizabeth 82-A Sewer R&R	09/13/82				1,337.88			
Elizabeth 02 Water Reserve	02/06/02				24,811.43			
Elizabeth 08 Water Reserve	02/08/08				45,086.10			
Elizabeth 19 Water Design Revenue	07/25/19	0.750 - 0.750	323,950	299,648	1,832.53	12/49	BPH	G&G
Elizabeth 19 Water Design Reserve	07/25/19				3,123.72			
Elizabeth 20-A Water Revenue	07/23/20	0.750 - 0.750	2,276,050	2,191,064	7,786.15	12/51	BPH	G&G
Elizabeth 20-A Water Reserve	07/23/20				4,949.79			
Elk Valley PSD 08-A Sewer Revenue	08/12/08	0.000 - 0.000	18,061,117	11,438,684	62,107.93	06/41	DEP	G&G
Elk Valley PSD 08-A Sewer Reserve	08/12/08				602,040.00			
Elk Valley PSD 14-A Sewer Revenue	03/13/14	0.500 - 0.500	1,416,459	1,093,348	5,259.21	03/45	DEP	G&G

ACCOUNT NAME	ISSUE DATE	INTEREST	ORIGINAL ISSUANCE	06/30/22 OUTSTANDING	06/30/22 ACCT BALANCE	LAST DEBT	PAYING AGENT	BOND COUNSEL
Elk Valley PSD 14-A Sewer Reserve	03/13/14				38,475.35			
Elk Valley (Elk-Pinch) PSD 87-A Sewer Revenue	08/20/87	8.380 - 8.380	5,227,400	1,817,021	275,062.04	10/26	BNY	LFG
Elk Valley (Elk-Pinch) PSD 87-A Sewer Reserve	08/20/87				459,655.00			
Elk Valley (Elk-Pinch) PSD 87-B Sewer Revenue	08/20/87	0.000 - 0.000	1,282,163	168,706	25,305.85	10/26	BNY	LFG
Elk Valley (Elk-Pinch) PSD 87-B Sewer Reserve	08/20/87				33,742.00			
Elk Valley (Big Sandy) PSD 90-A Sewer Revenue	07/12/90	8.100 - 8.100	1,388,390	679,016	63,121.60	10/29	BNY	S&J
Elk Valley (Big Sandy) PSD 90-A Sewer Reserve	07/12/90				118,609.00			
Elk Valley (Big Sandy) PSD 90-B Sewer Revenue	07/12/90	0.000 - 0.000	62,701	13,200	1,237.52	10/29	BNY	S&J
Elk Valley (Big Sandy) PSD 90-B Sewer Reserve	07/12/90				1,651.00			
Elkins Road PSD 04-A Water Reserve	12/20/04				27,565.73			
Elkins Road PSD 04-B Water Revenue	12/20/04	0.000 - 0.000	1,509,788	888,110	5,389.74	12/44	UNB	S&J
Elkins Road PSD 04-B Water Reserve	12/20/04				39,558.43			
Elkins Road PSD 20-A Water Revenue	06/16/20	2.000 - 2.000	5,000,000	4,618,514	26,208.93	12/51	UNB	S&J
Elkins Road PSD 20-A Water Reserve	06/16/20				12,961.22			
Elkins Road PSD 98-A Water Revenue	09/10/98	0.000 - 0.000	2,032,000	852,129	6,145.85	09/38	UNB	S&J
Elkins Road PSD 98-A Water Reserve	09/10/98				52,552.76			
Elkins 06-A Sewer Refunding Revenue	12/12/06	2.000 - 2.000	8,576,641	3,045,500	55,416.59	09/28	DEP	S&J
Elkins 06-A Sewer Refunding Reserve	12/12/06				522,560.45			
Elkins 09-A Sewer Revenue	06/18/09	0.000 - 0.000	882,770	536,803	3,144.90	09/40	DEP	S&J
Elkins 09-A Sewer Reserve	06/18/09				30,249.10			
Elkins 15-A Sewer Revenue	04/15/15	1.000 - 1.000	2,793,855	2,304,826	17,265.01	03/55	UNB	S&J
Elkins 15-A Sewer Reserve	04/15/15				87,138.37			
Elkins 20-A Sewer Revenue	11/19/20	2.240 - 2.240	4,699,365	4,566,196	26,784.32	09/40	DEP	S&J
Elkins 20-A Sewer Reserve	11/19/20				2,620.15			
Elkins 86-B Sewer Revenue	04/28/86	0.000 - 0.000	517,001	51,700	22,298.00	10/25	BNY	JK
Elkins 86-B Sewer Reserve	04/28/86				13,279.43			
Elkins 15-A2 Water Reserve	12/09/15				142,360.19			
Elkins 15-A1 Water Reserve	12/09/15				151,850.88			
Elkins 15-B Water Reserve	12/09/15				115,277.58			
Elkins 15-C Water Revenue	12/09/15	1.000 - 1.000	15,500,000	13,981,580	69,323.43	12/55	UNB	S&J

ACCOUNT NAME	ISSUE DATE	INTEREST	ORIGINAL ISSUANCE	06/30/22 OUTSTANDING	06/30/22 ACCT BALANCE	LAST DEBT	PAYING AGENT	BOND COUNSEL
Elkins 15-C Water Reserve	12/09/15				228,417.71			
Ellenboro 20-A Sewer Revenue	04/16/20	2.000 - 2.000	1,345,000	1,311,759	5,287.17	06/51	UNB	S&J
Ellenboro 20-A Sewer Reserve	04/16/20				6,476.03			
Ellenboro 19-A Water Reserve	02/12/15				15,094.56			
Ellenboro 20-A Water Revenue	10/29/20	3.000 - 3.000	2,457,912	2,379,839	14,129.08	03/42	UNB	S&J
Ellenboro 20-A Water Reserve	10/29/20				5,465.31			
Enlarged Hepzibah PSWD 03-A Sewer Revenue	09/23/03	0.000 - 0.000	1,900,000	807,483	8,232.04	03/35	DEP	S&J
Enlarged Hepzibah PSWD 03-A Sewer Reserve	09/23/03				66,909.37			
Enlarged Hepzibah PSWD 05-A Sewer Reserve	07/25/05				12,289.56			
Fairmont 03-A Sewer Revenue	06/26/03	0.000 - 0.000	485,543	198,254	6,070.58	09/34	DEP	S&J
Fairmont 03-A Sewer Reserve	06/26/03				16,207.19			
Fairmont 07-A Sewer Revenue	10/11/07	2.000 - 2.000	5,577,760	2,135,922	68,606.05	03/29	DEP	S&J
Fairmont 07-A Sewer Reserve	10/11/07				339,464.30			
Fairmont 08-A Water Revenue	06/26/08	0.000 - 0.000	2,750,000	1,581,233	9,784.22	09/39	BPH	S&J
Fairmont 08-A Water Reserve	06/26/08				96,896.70			
Fairmont 10-A Water Revenue	01/21/10	0.000 - 0.000	4,447,618	2,890,930	13,760.09	12/41	BPH	S&J
Fairmont 10-A Water Reserve	01/21/10				156,711.66			
Fairmont 10-C Water Revenue	01/21/10	5.000 - 5.000	2,000,000	1,239,225	102,926.29	10/31	Truist/WDA	S&J
Fairmont 10-C Water Reserve	01/21/10				160,635.18			
Fairmont 10-D Water Revenue	01/21/10	0.000 - 0.000	1,220,309	874,859	3,054.67	03/49	UNB	S&J
Fairmont 10-D Water Reserve	01/21/10				32,932.46			
Fairmont 13-A Water Revenue	02/01/13	0.500 - 0.500	3,780,000	2,359,902	19,843.13	09/34	BPH	S&J
Fairmont 13-A Water Reserve	02/01/13				160,438.51			
Fairmont 13-B Water Revenue	02/01/13	2.000 - 2.000	997,242	793,181	11,916.54	09/44	UNB	S&J
Fairmont 13-B Water Reserve	02/01/13				35,852.45			
Fairmont 20-A Water Refunding Revenue	11/25/20	1.000 - 4.000	11,740,000	11,740,000	513,148.60	07/29	DTC	S&J
Fairmont 20-A Water Refunding Reserve	12/03/20				0.00		SB	07/01/2029
Fairmont 99 Water Revenue	01/01/99	5.250 - 5.250	19,945,000	1,100,000	1,131,397.92	07/22	DTC	S&J
Fairmont 99 Water Reserve	01/01/99				300,280.19			
Fairview 12-A Water Revenue	05/24/12	0.000 - 0.000	1,100,000	855,540	2,629.81	03/52	UNB	S&J

ACCOUNT NAME	ISSUE DATE	INTEREST	ORIGINAL ISSUANCE	06/30/22 OUTSTANDING	06/30/22 ACCT BALANCE	LAST DEBT	PAYING AGENT	BOND COUNSEL
Fairview 12-A Water Reserve	05/24/12				30,357.87			
Falling Springs 09-A Water Reserve	07/27/09				5,417.71			
Farmington 07-A Sewer Revenue	11/14/07	0.000 - 0.000	320,000	207,151	695.33	09/47	UNB	S&J
Farmington 07-A Sewer Reserve	11/14/07				8,688.91			
Farmington 19-A Sewer Revenue	10/03/19	2.000 - 2.000	1,010,000	985,162	3,760.53	06/51	UNB	S&J
Farmington 19-A Sewer Reserve	10/03/19				4,863.10			
Fenwick Mountain PSD 14-A Water Revenue	09/18/14	0.500 - 0.500	1,059,000	842,828	4,623.91	12/45	BPH	S&J
Fenwick Mountain PSD 14-A Water Reserve	09/18/14				38,073.53			
Flatwoods-Canoe Run PSD 11-A Sewer Revenue	06/24/11	0.000 - 0.000	8,033,000	6,329,571	24,109.51	12/50	DEP	S&J
Flatwoods-Canoe Run PSD 11-A Sewer Reserve	06/24/11				316,023.36			
Flatwoods-Canoe Run PSD 15-A Sewer Refunding Revenue	05/27/15	3.500 - 3.500	584,000	357,488	4,292.59	11/30	FNBRB:BH	S&J
Flatwoods-Canoe Run PSD 15-A Sewer Refunding Res	05/27/15				51,788.65			
Flatwoods-Canoe Run PSD 90-A Sewer Revenue	11/14/90	8.100 - 8.100	1,147,938	561,418	59,454.16	10/29	BNY	S&J
Flatwoods-Canoe Run PSD 90-A Sewer Reserve	11/14/90				98,174.96			
Flatwoods-Canoe Run PSD 90-B Sewer Revenue	11/14/90	0.000 - 0.000	51,842	10,914	1,164.88	10/29	BNY	S&J
Flatwoods-Canoe Run PSD 90-B Sewer Reserve	11/14/90				1,443.82			
Flatwoods-Canoe Run PSD 91-A Sewer Revenue	11/15/91	7.750 - 7.750	275,806	151,430	11,866.28	10/31	BNY	S&J
Flatwoods-Canoe Run PSD 91-A Sewer Reserve	11/15/91				22,338.56			
Flatwoods-Canoe Run PSD 91-B Sewer Revenue	11/15/91	0.000 - 0.000	9,194	2,358	197.68	10/31	BNY	S&J
Flatwoods-Canoe Run PSD 91-B Sewer Reserve	11/15/91				249.23			
Flatwoods-Canoe Run PSD 05-A Water Revenue	12/08/05	0.000 - 0.000	5,085,825	3,091,384	24,560.80	09/45	UNB	S&J
Flatwoods-Canoe Run PSD 05-A Water Reserve	12/08/05				140,006.76			
Flatwoods-Canoe Run PSD 07-A Water Revenue	04/24/07	0.000 - 0.000	1,014,000	647,648	4,723.26	03/47	UNB	S&J
Flatwoods-Canoe Run PSD 07-A Water Reserve	04/24/07				27,562.96			
Flatwoods-Canoe Run PSD 16-A Water Refunding Revenue	05/05/16	2.700 - 2.700	1,811,000	1,188,069	26,498.11	09/31	Truist Govrn	S&J
Flatwoods-Canoe Run PSD 16-A Water Refunding Res	05/05/16				145,425.71			
Flatwoods-Canoe Run PSD 16-B Water Refunding Revenue	12/15/16	3.500 - 3.500	1,960,000	1,561,051	11,986.59	02/37	OVB:BH	S&J
Flatwoods-Canoe Run PSD 16-B Water Ref Reserve	12/15/16				143,539.78			
Flatwoods-Canoe Run PSD 18-A Water Reserve	09/20/18				3,917.96			
Flatwoods-Canoe Run PSD 20-A Water Revenue	02/27/20	2.000 - 2.000	511,408	498,831	1,901.94	06/51	UNB	S&J

ACCOUNT NAME	ISSUE DATE	INTEREST	ORIGINAL ISSUANCE	06/30/22 OUTSTANDING	06/30/22 ACCT BALANCE	LAST DEBT	PAYING AGENT	BOND COUNSEL
Flatwoods-Canoe Run PSD 20-A Water Reserve	02/27/20				2,462.24			
Flatwoods-Canoe Run PSD 98-B Water Revenue	09/24/98	3.000 - 3.000	890,000	495,805	7,137.65	09/38	UNB	S&J
Flatwoods-Canoe Run PSD 98-B Water Reserve	09/24/98				38,704.60			
Flemington 14-A Sewer Revenue	01/28/14	0.000 - 0.000	2,300,317	1,956,413	5,061.68	09/53	DEP	S&J
Flemington 14-A Sewer Reserve	01/28/14				40,767.81			
Flemington 98-B Sewer Revenue	06/04/98	0.000 - 0.000	663,700	271,514	1,598.95	03/38	UNB	S&J
Flemington 98-B Sewer Reserve (R)*	06/04/98				17,255.93			
Follansbee 02-A Water Revenue	08/16/02	5.800 - 5.800	7,790,000	5,670,589	222,990.63	10/39	BNY	S&J
Follansbee 02-A Water Reserve	08/16/02				516,360.34			
Follansbee 19 Water Revenue	01/31/19	3.000 - 3.000	888,252	804,011	12,124.73	12/39	BPH	BR
Follansbee 19 Water Reserve	01/31/19				15,313.85			
Fort Gay 19-A Sewer GAN	11/08/19	0.000 - 0.000	231,492	229,476	0.00	05/23	Truist/WDA	S&J
Fort Gay 99-A Water Revenue	07/19/99	0.000 - 0.000	305,000	78,771	1,142.17	03/30	BPH	JK
Fort Gay 99-A Water Reserve	07/19/99				10,272.14			
Fountain PSD 07-A Water Reserve	01/07/07				24,038.35			
Fountain PSD 07-B Water Revenue	01/09/07	0.000 - 0.000	1,140,000	720,765	4,731.77	12/46	UNB	S&J
Fountain PSD 07-B Water Reserve	01/09/07				30,999.13			
Fountain PSD 17-A Water Revenue	02/23/17	1.000 - 1.000	8,494,800	7,882,807	22,864.88	12/56	UNB	JK
Fountain PSD 17-A Water Reserve	02/23/17				284,420.24			
Fountain PSD 90-A Water Revenue	04/20/90	7.850 - 7.850	356,633	170,763	18,418.50	10/29	BNY	S&J
Fountain PSD 90-A Water Reserve	04/20/90				29,580.06			
Fountain PSD 90-B Water Revenue	04/20/90	0.000 - 0.000	16,642	3,414	558.28	10/29	BNY	S&J
Fountain PSD 90-B Water Reserve	04/20/90				453.84			
Frankfort PSD 00-A Sewer Revenue	06/22/00	0.000 - 0.000	500,000	162,474	2,998.81	03/32	DEP	S&J
Frankfort PSD 00-A Sewer Reserve	06/22/00				17,628.03			
Frankfort PSD 00-B Sewer Revenue	06/22/00	0.000 - 0.000	1,572,459	739,944	7,283.15	06/40	UNB	S&J
Frankfort PSD 00-B Sewer Reserve	06/22/00				43,455.36			
Frankfort PSD 15-A Sewer Revenue	01/16/15	0.000 - 0.000	17,350,000	14,838,810	46,276.75	12/54	DEP	S&J
Frankfort PSD 15-A Sewer Reserve	01/16/15				260,100.29			
Frankfort PSD 15-B Sewer Revenue	01/16/15	0.602 - 1.000	7,911,125	7,047,666	23,582.16	12/54	UNB	S&J

ACCOUNT NAME	ISSUE DATE	INTEREST	ORIGINAL ISSUANCE	06/30/22 OUTSTANDING	06/30/22 ACCT BALANCE	LAST DEBT	PAYING AGENT	BOND COUNSEL
Frankfort PSD 15-B Sewer Reserve	01/16/15				144,847.07			
Frankfort PSD 16-A Sewer Revenue	11/10/16	0.250 - 0.250	3,700,000	3,329,422	13,845.40	09/56	DEP	S&J
Frankfort PSD 16-A Sewer Reserve	11/10/16				41,841.42			
Frankfort PSD 08-A Water Revenue	05/06/08	0.000 - 0.000	400,000	260,740	923.11	03/48	UNB	S&J
Frankfort PSD 08-A Water Reserve	05/06/08				10,524.57			
Frankfort PSD 10-A Water Revenue	12/22/10	0.000 - 0.000	3,132,318	2,290,758	7,743.80	09/49	UNB	S&J
Frankfort PSD 10-A Water Reserve	12/22/10				84,234.45			
Frankfort PSD 17-A Water Revenue	03/16/17	1.000 - 1.000	7,123,000	6,613,885	27,006.09	03/57	UNB	S&J
Frankfort PSD 17-A Water Reserve	03/16/17				75,544.76			
Franklin 03 Sewer Revenue	02/11/03	0.000 - 0.000	1,332,645	533,040	8,284.20	06/34	DEP	S&J
Franklin 03 Sewer Reserve	02/11/03				46,959.78			
Franklin 16-A Sewer Revenue	09/07/16	0.000 - 0.000	1,140,900	1,005,792	2,997.87	12/55	DEP	S&J
Franklin 16-A Sewer Reserve	09/07/16				31,106.81			
Franklin 03-A Water Revenue	12/17/03	0.000 - 0.000	2,528,623	1,053,593	17,640.79	12/34	BPH	S&J
Franklin 03-A Water Reserve	12/17/03				89,098.34			
Franklin 18-A Water Revenue	07/31/18	5.780 - 5.780	500,000	447,020	3,688.76	09/38	PCB:BH	S&J
Franklin 18-A Water Reserve	07/31/18				16,513.58			
Franklin 21-A Water Revenue	01/28/21	1.000 - 1.000	200,000	196,867	692.69	12/60	UNB	S&J
Franklin 21-A Water Reserve	01/28/21				514.39			
Franklin 94 Water Revenue	05/27/94	6.750 - 6.750	309,000	182,154	13,207.67	10/33	BNY	S&J
Franklin 94 Water Reserve	05/27/94				22,653.75			
Gap Mills PSD 07-A Water Reserve	05/21/07				18,813.08			
Gap Mills PSD 07-B Water Reserve	05/21/07				4,288.71			
Gary 15-A Sewer Revenue	11/18/15	4.000 - 4.000	96,600	38,388	1,039.74	12/25	MCNB	S&J
Gary 15-A Sewer Reserve	11/18/15				9,671.05			
Gary 00-A Water Revenue	08/01/00	0.000 - 0.000	1,786,911	550,958	10,659.33	09/31	BPH	JK
Gary 00-A Water Reserve	08/01/00				66,366.55			
Gauley River PSD 05-A Water Reserve	11/02/05				86,375.43			
Gauley River PSD 07-A Water Revenue	11/13/07	0.000 - 0.000	354,818	226,796	1,601.43	09/47	UNB	JK
Gauley River PSD 07-A Water Reserve	11/13/07				9,157.45			

ACCOUNT NAME	ISSUE DATE	INTEREST	ORIGINAL ISSUANCE	06/30/22 OUTSTANDING	06/30/22 ACCT BALANCE	LAST DEBT	PAYING AGENT	BOND COUNSEL
Gauley River PSD 10-A Water Reserve	03/25/10				110,276.17			
Gauley River PSD 12-A Water Reserve	03/07/12				69,201.42			
Gauley River PSD 14-A Water Reserve	10/10/14				33,101.12			
Gauley River PSD 86-A Water Revenue	05/09/86	9.750 - 9.750	123,230	39,443	9,423.07	10/25	BNY	JK
Gauley River PSD 86-A Water Reserve	05/09/86				12,390.50			
Gauley River PSD 86-B Water Revenue	05/09/86	0.000 - 0.000	61,350	6,458	2,944.47	10/25	BNY	JK
Gauley River PSD 86-B Water Reserve	05/09/86				1,644.30			
Gauley River PSD 93 Water Reserve	03/17/93				94,376.22			
Gauley River PSD 97-A Water Reserve	06/26/97				22,837.56			
Gauley River PSD 97-B Water Reserve	06/26/97				3,167.29			
Gilbert 98-B Sewer Revenue	09/29/98	1.000 - 1.000	1,250,000	1,110,019	12,336.72	09/38	UNB	JK
Gilbert 98-B Sewer Reserve	03/01/20				74,165.74			
Gilbert 09-A Water Reserve	08/03/09				24,675.60			
Gilbert 12-A Water Reserve	07/27/12				20,976.94			
Gilbert 12-B Water Reserve	07/27/12				42,052.85			
Gilbert 12-C Water Revenue	07/27/12	0.000 - 0.000	983,500	766,342	2,372.81	06/52	UNB	JK
Gilbert 12-C Water Reserve	07/27/12				22,658.99			
Gilbert 19-A Water Reserve	11/25/19				1,054.21			
Gilmer County PSD 05-A Water Revenue	04/19/05	0.000 - 0.000	1,470,000	868,636	3,804.39	03/45	UNB	S&J
Gilmer County PSD 05-A Water Reserve	04/19/05				38,220.47			
Gilmer County PSD 05-B Water Revenue	04/19/05	0.000 - 0.000	1,639,000	778,506	5,912.77	09/36	BPH	S&J
Gilmer County PSD 05-B Water Reserve	04/19/05				54,700.83			
Gilmer County PSD 08-A Water Revenue	04/16/08	0.000 - 0.000	1,325,000	886,196	3,220.46	03/48	UNB	S&J
Gilmer County PSD 08-A Water Reserve	04/16/08				34,602.35			
Gilmer County PSD 13-A Water Revenue	05/24/13	0.000 - 0.000	1,725,000	1,293,750	6,159.77	12/44	BPH	S&J
Gilmer County PSD 13-A Water Reserve	05/24/13				44,902.20			
Gilmer County PSD 16-A Water Revenue	10/06/16	1.000 - 1.000	160,000	143,678	456.40	09/56	UNB	S&J
Gilmer County PSD 16-A Water Reserve	09/01/17				2,435.48			
Gilmer County PSD 21-A Water Refunding Revenue	11/16/21	2.210 - 2.210	303,000	295,067	2,313.42	08/34	Truist Govrn	S&J
Gilmer County PSD 21-A Water Refunding Reserve	11/16/21				27,706.97			

ACCOUNT NAME	ISSUE DATE	INTEREST	ORIGINAL ISSUANCE	06/30/22 OUTSTANDING	06/30/22 ACCT BALANCE	LAST DEBT	PAYING AGENT	BOND COUNSEL
Gilmer County PSD 21-B Water Refunding Revenue	11/16/21	1.790 - 1.790	1,259,900	1,201,992	14,032.45	02/30	Truist Govrn	S&J
Gilmer County PSD 21-B Water Refunding Reserve	11/16/21				128,729.65			
Glen Dale 20 Sewer Revenue	03/18/20	4.000 - 4.000	450,000	354,032	4,816.05	03/30	WESBK-WHEEL	BR
Glen Dale 20 Sewer Reserve	03/18/20				10,455.22			
Glen Dale 11-A Water Reserve	04/21/11				91,087.91			
Glen Dale 98-A Water Revenue	08/26/98	6.250 - 6.250	500,000	319,763	17,006.24	10/35	BNY	S&J
Glen Dale 98-A Water Reserve	08/26/98				34,974.78			
Glen Rogers PSD 06-A Sewer Revenue	06/27/06	0.000 - 0.000	160,000	75,981	3,573.87	09/36	DEP	S&J
Glen Rogers PSD 06-A Sewer Reserve	06/27/06				5,796.77			
Grafton 15-A Hospital Reserve	10/28/15				107,622.92			
Grafton 15-B Hospital Reserve	10/28/15				23,263.05			
Grafton 00 Water & Sewer System Design Revenue	07/07/00	0.000 - 0.000	718,500	215,532	5,507.10	06/31	DEP	S&J
Grafton 00 Water & Sewer System Design Reserve	07/07/00				26,456.46			
Grafton 05-A Water & Sewer Revenue	12/19/05	0.000 - 0.000	4,227,582	2,219,472	37,916.96	03/38	DEP	S&J
Grafton 05-A Water & Sewer Reserve	12/19/05				141,225.14			
Grafton 94 Water & Sewer Revenue	07/27/94	6.750 - 6.750	2,830,000	1,668,267	138,162.36	10/33	BNY	S&J
Grafton 94 Water & Sewer Reserve	07/27/94				207,442.19			
Grandview-Doolin PSD 00-A Water Revenue	05/02/00	0.000 - 0.000	1,483,979	457,542	13,675.75	09/31	BPH	S&J
Grandview-Doolin PSD 00-A Water Reserve	05/02/00				52,366.98			
Grandview-Doolin PSD 00-B Water Revenue	05/02/00	0.000 - 0.000	3,305,290	1,523,861	15,227.24	03/40	UNB	S&J
Grandview-Doolin PSD 00-B Water Reserve	05/02/00				90,883.46			
Grandview-Doolin PSD 14-A Water Revenue	11/20/14	1.000 - 1.000	7,999,678	6,937,752	23,510.00	09/54	UNB	S&J
Grandview-Doolin PSD 14-A Water Reserve	11/20/14				156,817.66			
Grant County PSD 05-A Water Revenue	07/28/05	0.000 - 0.000	1,833,369	1,088,193	8,750.47	06/45	UNB	JK
Grant County PSD 05-A Water Reserve	07/28/05				48,783.57			
Grant County PSD 08-A Water Reserve	03/27/08				26,128.36			
Grant County PSD 11-A Water Revenue	03/22/11	3.000 - 3.000	328,300	188,501	2,272.82	06/32	UNB	S&J
Grant County PSD 11-A Water Reserve	03/22/11				21,914.25			
Grant County PSD 11-B Water Revenue	03/22/11	1.000 - 1.000	115,000	80,425	411.45	06/42	UNB	S&J
Grant County PSD 11-B Water Reserve	03/22/11				4,449.19			

ACCOUNT NAME	ISSUE DATE	INTEREST	ORIGINAL ISSUANCE	06/30/22 OUTSTANDING	06/30/22 ACCT BALANCE	LAST DEBT	PAYING AGENT	BOND COUNSEL
Grant County PSD 16-A Water Refunding Revenue	06/23/16	2.970 - 2.970	126,000	37,291	1,568.22	08/24	SUMMIT CM B	S&J
Grant County PSD 16-A Water Refunding Reserve	06/23/16				12,991.43			
Grant County PSD 16-B Water Refunding Revenue	06/23/16	3.310 - 3.310	119,600	77,062	943.32	09/30	SUMMIT CM B	S&J
Grant County PSD 16-B Water Refunding Reserve	06/23/16				11,040.65			
Grant County PSD 16-C Water Refunding Revenue	06/23/16	3.340 - 3.340	337,000	226,591	2,536.58	08/31	SUMMIT CM B	S&J
Grant County PSD 16-C Water Refunding Reserve	06/23/16				29,687.58			
Grant County PSD 99 Water Reserve	02/25/99				105,572.26			
Grant Town 10-A Water Revenue	07/20/10	0.000 - 0.000	1,610,000	1,153,272	3,683.36	06/50	UNB	S&J
Grant Town 10-A Water Reserve	07/20/10				41,861.23			
Grantsville 09-A Sewer Revenue	11/12/09	0.000 - 0.000	343,361	243,011	1,432.75	09/49	DEP	S&J
Grantsville 09-A Sewer Reserve	11/12/09				9,506.45			
Grantsville 15-A Sewer Reserve	05/15/15				4,764.85			
Grantsville 15-B Sewer Reserve	05/15/15				1,389.75			
Grantsville 11-A Water Reserve	12/27/11				45,351.71			
Grantsville 21-A Water Reserve	08/16/21				0.00			
Grantsville 91 Water Reserve	02/27/91				4,720.65			
Grantsville 91 Water Depreciation	02/27/91				6,052.40			
Greater Harrison County PSD 03-A Sewer Revenue	06/26/03	0.000 - 0.000	1,981,165	1,080,615	5,220.76	06/43	DEP	S&J
Greater Harrison County PSD 03-A Sewer Reserve	06/26/03				54,382.94			
Greater Harrison County PSD 03-B Sewer Revenue	06/26/03	0.000 - 0.000	4,130,000	2,252,727	9,937.48	06/43	UNB	S&J
Greater Harrison County PSD 03-B Sewer Reserve	06/26/03				113,364.82			
Greater Harrison County PSD 08-A Sewer Revenue	10/27/08	0.000 - 0.000	943,500	635,040	2,282.94	09/48	UNB	S&J
Greater Harrison County PSD 08-A Sewer Reserve	10/27/08				24,765.04			
Greater Harrison County PSD 16-A Sewer Revenue	07/20/16	0.000 - 0.000	2,460,423	2,131,923	6,625.36	12/54	DEP	S&J
Greater Harrison County PSD 16-A Sewer Reserve	07/20/16				34,110.20			
Greater Harrison County PSD 19-A Sewer Reserve	08/26/19				33,255.42			
Greater Harrison County PSD 19-B Sewer Reserve	08/26/19				7,085.41			
Greater Harrison County PSD 19-C Sewer Revenue	08/26/19	0.250 - 0.250	9,878,500	9,854,170	5,674.54	06/57	DEP	S&J
Greater Harrison County PSD 19-C Sewer Reserve	08/26/19				26,999.93			
Greater Harrison County PSD 20-A Sewer Revenue	07/30/20	0.250 - 0.250	7,424,500	7,318,190	17,898.88	06/60	DEP	S&J

ACCOUNT NAME	ISSUE DATE	INTEREST	ORIGINAL ISSUANCE	06/30/22 OUTSTANDING	06/30/22 ACCT BALANCE	LAST DEBT	PAYING AGENT	BOND COUNSEL
Greater Harrison County PSD 20-A Sewer Reserve	07/30/20				1,707.25			
Greater Harrison County (Grant Un) PSD 86-A Sewer Revenue	11/06/86	8.380 - 8.380	1,758,771	611,340	94,183.35	10/26	BNY	S&J
Greater Harrison County PSD 86-A S Reserve (R)*	11/06/86				154,794.03			
Greater Harrison County (Grant Un) PSD 86-B Sewer Revenue	11/06/86	0.000 - 0.000	431,387	56,761	8,879.50	10/26	BNY	S&J
Greater Harrison County PSD 86-B S Reserve (R)*	11/06/86				12,002.04			
Greater Harrison County (Grant Un) PSD 90-A Sewer Revenue	04/06/90	7.850 - 7.850	285,908	136,898	12,946.74	10/29	BNY	S&J
Greater Harrison County PSD 90-A S Reserve (R)*	04/06/90				23,714.38			
Greater Harrison County (Grant Un) PSD 90-B Sewer Revenue	04/06/90	0.000 - 0.000	13,342	2,737	267.63	10/29	BNY	S&J
Greater Harrison County PSD 90-B Sewer Res (R)*	04/06/90				361.46			
Greater Harrison County PSD 04-A Water Revenue	07/27/04	0.000 - 0.000	703,000	401,714	1,883.61	06/44	UNB	S&J
Greater Harrison County PSD 04-A Water Reserve	07/27/04				19,296.95			
Greater Harrison County PSD 06-A Water Revenue	03/29/06	0.000 - 0.000	1,250,000	766,100	2,995.40	03/46	UNB	S&J
Greater Harrison County PSD 06-A Water Reserve	03/29/06				33,951.97			
Greater Harrison County PSD 09-A Water Revenue	03/16/09	0.000 - 0.000	1,500,000	1,035,456	3,580.33	03/49	UNB	S&J
Greater Harrison County PSD 09-A Water Reserve	03/16/09				40,939.49			
Greater Harrison County PSD 14-A Water Reserve	12/05/14				104,998.30			
Greater Marion PSD 00 Sewer Revenue	12/11/00	0.000 - 0.000	400,000	123,321	1,400.58	09/31	DEP	S&J
Greater Marion PSD 00 Sewer Reserve (R)*	12/11/00				14,086.61			
Greater Marion PSD 13-A Sewer Revenue	02/01/13	0.000 - 0.000	1,663,080	1,605,968	2,683.97	12/52	DEP	S&J
Greater Marion PSD 13-A Sewer Reserve	02/01/13				27,523.17			
Greater Marion PSD 99-B Sewer Revenue	06/23/99	0.000 - 0.000	1,700,000	745,784	4,057.19	06/39	UNB	S&J
Greater Marion PSD 99-B Sewer Reserve (R)*	06/23/99				46,355.34			
Greater Paw Paw Sanitary Dist 18-A Sewer Revenue	05/03/18	0.750 - 0.750	2,960,000	2,680,071	9,868.12	03/48	DEP	S&J
Greater Paw Paw Sanitary Dist 18-A Sewer Reserve	05/03/18				26,801.59			
Greater Paw Paw Sanitary Dist 87-A Sewer Revenue	04/07/87	8.380 - 8.380	1,548,258	538,172	71,120.73	10/26	BNY	S&J
Greater Paw Paw Sanitary Dist 87-A Sewer Reserve	04/07/87				134,525.74			
Greater Paw Paw Sanitary Dist 87-B Sewer Revenue	04/07/87	0.000 - 0.000	379,753	49,968	2,501.31	10/26	BNY	S&J
Greater Paw Paw Sanitary Dist 87-B Sewer Reserve	04/07/87				0.09			
Greater Paw Paw Sanitary Dist 92-A Sewer Revenue	04/22/92	7.750 - 7.750	483,871	269,136	16,857.45	10/31	BNY	S&J
Greater Paw Paw Sanitary Dist 92-A Sewer Reserve	04/22/92				39,187.34			

ACCOUNT NAME	ISSUE DATE	INTEREST	ORIGINAL ISSUANCE	06/30/22 OUTSTANDING	06/30/22 ACCT BALANCE	LAST DEBT	PAYING AGENT	BOND COUNSEL
Greater Paw Paw Sanitary Dist 92-B Sewer Revenue	04/22/92	0.000 - 0.000	16,129	4,136	103.59	10/31	BNY	S&J
Greater Paw Paw Sanitary Dist 92-B Sewer Reserve	04/22/92				0.00			
Greater St Albans PSD 07-A Sewer Revenue	08/28/07	0.000 - 0.000	1,850,000	1,017,482	5,821.27	12/38	DEP	S&J
Greater St Albans PSD 07-A Sewer Reserve	08/28/07				65,103.94			
Greater St Albans PSD 10-A Sewer Revenue	01/29/10	0.000 - 0.000	1,276,820	924,001	3,107.74	12/49	DEP	S&J
Greater St Albans PSD 10-A Sewer Reserve	01/29/10				35,484.93			
Greater St Albans PSD 10-C Sewer Revenue	01/29/10	0.000 - 0.000	5,000,000	3,618,410	11,548.49	12/49	UNB	S&J
Greater St Albans PSD 10-C Sewer Reserve	01/29/10				138,941.52			
Greater St Albans PSD 16-A Sewer Revenue	06/17/16	0.500 - 0.500	16,354,939	15,079,272	56,435.69	09/46	DEP	S&J
Greater St Albans PSD 16-A Sewer Reserve	06/17/16				810,978.98			
Greater St Albans PSD 90-A Sewer Revenue	08/24/90	8.100 - 8.100	3,079,067	1,505,871	147,551.14	10/29	BNY	VLF
Greater St Albans PSD 90-A Sewer Reserve	08/24/90				263,330.55			
Greater St Albans PSD 90-B Sewer Revenue	08/24/90	0.000 - 0.000	139,054	29,275	3,570.94	10/29	BNY	VLF
Greater St Albans PSD 90-B Sewer Reserve	08/24/90				3,885.38			
Green Valley-Glenwood PSD 10-A Sewer Refunding Revenue	12/29/10	3.630 - 3.630	1,290,000	319,481	33,496.05	05/25	Truist Govrn	S&J
Green Valley-Glenwood PSD 10-A Sewer Ref Reserve	12/29/10				122,115.32			
Green Valley-Glenwood PSD 14-A Sewer Refunding Revenue	07/23/14	0.500 - 0.500	890,330	701,478	3,316.92	09/45	DEP	S&J
Green Valley Glenwood PSD 14-A Sewer Ref Reserve	07/23/14				22,523.34			
Green Valley Glenwood PSD 17-A Sewer Ref Revenue	12/21/17	2.100 - 4.000	3,230,000	2,850,000	70,755.82	12/41	DTC	S&J
Green Valley Glenwood PSD 17-A Sewer Ref Reserve	12/21/17				221,658.49			
Green Valley Glenwood PSD 17-B Sewer Ref Revenue	12/21/17	3.000 - 3.625	400,000	340,000	13,198.68	12/36	DTC	S&J
Green Valley Glenwood PSD 17-B Sewer Ref Reserve	12/21/17				27,449.97			
Green Valley-Glenwood PSD 98-B Sewer Revenue	11/25/98	0.000 - 0.000	317,500	132,275	1,472.43	09/38	UNB	S&J
Green Valley-Glenwood PSD 98-B Sewer Reserve	11/25/98				9,606.46			
Green Valley-Glenwood PSD 05-A Water Reserve	07/08/05				76,824.84			
Green Valley-Glenwood PSD 05-B Water Reserve	07/08/05				36,484.69			
Green Valley-Glenwood PSD 16-A Water Reserve	08/19/16				238,240.58			
Greenbrier County PSD #2 20-A Sewer Revenue	12/16/20	0.750 - 0.750	1,310,000	19,479	35,756.55	09/24	Truist/WDA	JK
Greenbrier County PSD #2 97-B Sewer Revenue	12/11/97	0.000 - 0.000	755,000	298,153	4,813.25	12/37	UNB	S&J
Greenbrier County PSD #2 97-B Sewer Reserve	12/11/97				23,659.11			

ACCOUNT NAME	ISSUE DATE	INTEREST	ORIGINAL ISSUANCE	06/30/22 OUTSTANDING	06/30/22 ACCT BALANCE	LAST DEBT	PAYING AGENT	BOND COUNSEL
Greenbrier County PSD #2 18-A Water Revenue	05/31/18	0.500 - 0.500	6,015,000	5,547,468	19,793.86	12/49	BPH	JK
Greenbrier County PSD #2 18-A Water Reserve	05/31/18				55,902.77			
Greenbrier County Schools 16 Refunding GO	07/27/16	1.500 - 5.000	23,250,000	6,610,000	172,715.25	05/24	DTC	BR
Greenbrier County Schools 16 Ref GO Sur Col	07/27/16				1,229,487.98			
Greenbrier PSD #1 17-A Sewer Refunding Revenue	05/11/17	2.000 - 3.750	5,435,000	5,000,000	144,551.57	10/47	DTC	JK
Greenbrier PSD #1 17-A Sewer Refunding Reserve	05/11/17				298,252.91			
Hammond PSD 02-A Water Revenue	04/16/02	0.000 - 0.000	472,620	237,815	4,422.93	03/42	UNB	S&J
Hammond PSD 02-A Water Reserve	04/16/02				12,916.73			
Hammond PSD 17-B Water Refunding Revenue	02/28/17	3.900 - 3.900	785,000	607,440	10,847.61	09/34	OVB:BH	S&J
Hammond PSD 17-B Water Refunding Reserve	02/28/17				65,781.51			
Hampshire County EDA 22 Remediation Note	05/26/22	0.000 - 0.000	190,560	132,336	0.00	09/49	DEP	HS
Hampshire County EDA 22 Remediation Reserve	05/26/22				0.00		LOC	09/01/2034
Hampshire County Schools 21 GO	05/20/21	1.000 - 2.000	26,200,000	23,940,000	620,400.48	06/31	DTC	S&J
Hamrick PSD 09-A Sewer Revenue	12/04/09	0.000 - 0.000	215,781	131,255	661.28	09/40	DEP	S&J
Hamrick PSD 09-A Sewer Reserve	12/04/09				7,617.58			
Hamrick PSD 98-B Sewer Revenue	01/20/98	2.000 - 2.000	1,550,000	769,037	8,098.13	12/37	UNB	S&J
Hamrick PSD 98-B Sewer Reserve	01/20/98				57,888.58			
Hamrick PSD 03-A Water Revenue	03/31/03	0.000 - 0.000	760,000	297,651	3,249.86	03/34	BPH	S&J
Hamrick PSD 03-A Water Reserve	03/31/03				26,789.70			
Hamrick PSD 17-A Water Revenue	01/17/17	1.000 - 1.000	4,150,000	3,789,270	15,995.82	12/56	UNB	S&J
Hamrick PSD 17-A Water Reserve	01/17/17				117,841.34			
Hancock County PSD 02 Sewer Revenue	08/01/02	0.000 - 0.000	1,000,000	519,480	4,706.55	06/42	UNB	S&J
Hancock County PSD 02 Sewer Reserve	08/01/02				27,387.55			
Hancock County PSD 04-A Sewer Revenue	06/08/04	0.000 - 0.000	899,699	504,290	7,766.13	06/44	DEP	S&J
Hancock County PSD 04-A Sewer Reserve	06/08/04				23,030.21			
Hancock County PSD 08-A Sewer Revenue	08/12/08	0.000 - 0.000	4,569,751	3,886,874	27,376.91	06/35	DEP	S&J
Hancock County PSD 08-A Sewer Reserve	08/12/08				305,636.93			
Hancock County PSD 08-B Sewer Revenue	08/12/08	0.000 - 0.000	5,468,620	3,741,676	13,062.20	06/48	UNB	S&J
Hancock County PSD 08-B Sewer Reserve	08/12/08				151,548.20			
Hancock County PSD 17-A Sewer Revenue	12/21/17	0.250 - 0.250	5,550,000	5,200,843	13,571.70	12/57	DEP	JK

ACCOUNT NAME	ISSUE DATE	INTEREST	ORIGINAL ISSUANCE	06/30/22 OUTSTANDING	06/30/22 ACCT BALANCE	LAST DEBT	PAYING AGENT	BOND COUNSEL
Hancock County PSD 17-A Sewer Reserve	12/21/17				39,628.52			
Hancock County PSD 95-A Sewer Revenue	12/07/95	6.750 - 6.750	289,532	172,724	13,936.49	10/33	BNY	S&J
Hancock County PSD 95-A Sewer Reserve (R)*	12/07/95				21,481.46			
Hancock County PSD 95-B Sewer Revenue	12/07/95	6.250 - 6.250	1,080,088	681,974	47,324.89	10/35	BNY	S&J
Hancock County PSD 95-B Sewer Reserve (R)*	12/07/95				74,592.80			
Hancock County Schools 19 Refunding GO	12/17/19	2.497 - 4.114	30,955,000	26,755,000	223,238.81	05/36	DTC & KeyBank	D&S
Hancock County Schools 19 GO Surplus Collections	12/17/19				1,313,597.38			
Hancock County Schools 83 GO Bank Fee	04/01/83				11,399.99			
Handley 90-A Sewer Revenue	07/27/90	8.100 - 8.100	155,251	75,929	7,982.05	10/29	BNY	VLF
Handley 90-A Sewer Reserve	07/27/90				13,269.67			
Handley 90-B Sewer Revenue	07/27/90	0.000 - 0.000	7,011	1,476	159.36	10/29	BNY	VLF
Handley 90-B Sewer Reserve	07/27/90				185.09			
Hardy County PSD 14-A Sewer Revenue	03/07/14	0.000 - 0.000	1,271,950	1,042,163	3,062.76	06/30	UNB	S&J
Hardy County PSD 14-A Sewer Reserve	03/07/14				23,900.90			
Hardy County PSD 01-A Water Reserve	09/18/01				37,721.27			
Hardy County PSD 02-A Water Revenue	03/19/02	0.000 - 0.000	1,215,824	619,678	3,323.87	03/42	UNB	S&J
Hardy County PSD 02-A Water Reserve	03/19/02				33,201.29			
Hardy County PSD 03-A Water Revenue	07/30/03	0.000 - 0.000	534,200	289,502	1,462.83	06/43	UNB	S&J
Hardy County PSD 03-A Water Reserve	07/30/03				14,574.61			
Hardy County PSD 08-A Water Reserve	10/14/08				127,904.97			
Hardy County PSD 10-A Water Revenue	09/30/10	0.000 - 0.000	1,641,250	1,204,272	3,990.59	09/50	UNB	S&J
Hardy County PSD 10-A Water Reserve	09/30/10				45,139.94			
Hardy County PSD 17-A Water Refunding Revenue	04/19/17	2.950 - 2.950	139,000	85,510	1,241.70	02/29	CVB:BH	S&J
Hardy County PSD 17-A Water Refunding Reserve	04/19/17				14,160.36			
Hardy County PSD 17-B Water Refunding Revenue	04/19/17	3.300 - 3.300	26,000	17,358	216.98	06/30	CVB:BH	S&J
Hardy County PSD 17-B Water Refunding Reserve	04/19/17				2,489.87			
Hardy County PSD 17-C Water Refunding Revenue	04/19/17	3.150 - 3.150	208,000	154,045	1,465.57	05/33	CVB:BH	S&J
Hardy County PSD 17-C Water Refunding Reserve	04/19/17				16,712.98			
Hardy County PSD 17-D Water Refunding Revenue	04/19/17	3.250 - 3.250	422,900	333,062	2,691.76	11/35	GCB:BH	S&J
Hardy County PSD 17-D Water Refunding Reserve	04/19/17				30,696.35			

ACCOUNT NAME	ISSUE DATE	INTEREST	ORIGINAL ISSUANCE	06/30/22 OUTSTANDING	06/30/22 ACCT BALANCE	LAST DEBT	PAYING AGENT	BOND COUNSEL
Hardy County PSD 17-E Water Refunding Revenue	04/19/17	3.400 - 3.400	430,400	349,848	2,616.60	06/37	GCB:BH	S&J
Hardy County PSD 17-E Water Refunding Reserve	04/19/17				29,839.52			
Hardy County PSD 20-A Water Reserve	02/10/20				2,447.65			
Hardy County Schools 12 GO	10/25/12	2.000 - 3.000	21,545,000	11,540,000	44,380.31	06/30	DTC	BR
Hardy County Schools 12 GO Sur Col	10/25/12				1,265,538.19			
Harman 08-A Sewer Revenue	11/07/08	0.000 - 0.000	300,000	207,222	708.57	09/48	UNB	S&J
Harman 08-A Sewer Reserve	11/07/08				7,917.29			
Harman 16-A Water Revenue	08/19/16	0.000 - 0.000	3,435,000	3,073,416	8,129.58	06/56	UNB	S&J
Harman 16-A Water Reserve	08/16/16				37,277.74			
Harpers Ferry 08-A Water Reserve	03/13/08				18,295.66			
Harpers Ferry 21-A Water Reserve	03/11/21				27,364.62			
Harpers Ferry 86-A Water Revenue	12/19/86	8.380 - 8.380	611,912	212,697	40,485.99	10/26	BNY	S&J
Harpers Ferry 86-A Water Reserve	12/19/86				53,866.00			
Harpers Ferry 86-B Water Revenue	12/19/86	0.000 - 0.000	150,088	19,748	6,552.96	10/26	BNY	S&J
Harpers Ferry 86-B Water Reserve	12/19/86				12,274.02			
Harpers Ferry-Bolivar PSD 09-A Sewer Revenue	07/21/09	0.000 - 0.000	629,612	267,581	3,340.07	12/30	DEP	JK
Harpers Ferry-Bolivar PSD 09-A Sewer Reserve	07/21/09				33,179.16			
Harpers Ferry-Bolivar PSD 18-A Sewer Revenue	01/26/18	2.500 - 2.500	2,851,702	2,497,572	19,132.41	12/37	DEP	JK
Harpers Ferry-Bolivar PSD 18-A Sewer Reserve	01/26/18				55,858.48			
Harrisville 08-A Sewer Reserve	11/20/08				23,521.67			
Harrisville 13-A Sewer Reserve	12/13/13				2,862.56			
Harrisville 13-B Sewer Reserve	12/13/13				56,115.65			
Harrisville 90 Sewer Reserve	04/17/90				36,458.34			
Harrisville 08-A Water Reserve	08/15/08				37,926.22			
Harrisville 08-B Water Reserve	09/18/08				14,908.58			
Harrisville 12-A Water Reserve	02/03/12				13,852.21			
Harrisville 14-A Water Reserve	07/25/14				13,826.30			
Harrisville 14-B Water Revenue	07/25/14	1.000 - 1.000	290,000	247,200	834.56	06/54	UNB	JK
Harrisville 14-B Water Reserve	07/25/14				6,340.06			
Hartford 15-A Water Revenue	08/18/15	0.500 - 0.500	207,136	166,506	1,125.85	03/46	BPH	S&J

ACCOUNT NAME	ISSUE DATE	INTEREST	ORIGINAL ISSUANCE	06/30/22 OUTSTANDING	06/30/22 ACCT BALANCE	LAST DEBT	PAYING AGENT	BOND COUNSEL
Hartford 15-A Water Reserve	08/18/15				4,827.13			
Hartford 18-A Water Revenue	06/27/18	0.500 - 0.500	1,425,864	1,303,875	4,987.14	09/49	BPH	S&J
Hartford 18-A Water Reserve	06/27/18				52,150.37			
Hillsboro 86-A Sewer Revenue	05/30/86	9.750 - 9.750	280,400	89,748	22,116.22	10/25	BNY	LFG
Hillsboro 86-A Sewer Reserve	05/30/86				28,192.01			
Hillsboro 86-B Sewer Revenue	05/30/86	0.000 - 0.000	139,600	14,695	3,453.36	10/25	BNY	LFG
Hillsboro 86-B Sewer Reserve	05/30/86				3,817.98			
Hinton 04-A Sewer Revenue	03/30/04	0.000 - 0.000	490,000	273,269	5,697.12	03/44	DEP	S&J
Hinton 04-A Sewer Reserve	03/30/04				12,622.79			
Hinton 12-A Sewer Revenue	08/29/12	0.000 - 0.000	1,228,000	956,881	3,273.77	06/52	DEP	S&J
Hinton 12-A Sewer Reserve	08/29/12				28,280.87			
Hinton 90-A Sewer Revenue	06/14/90	7.850 - 7.850	637,262	305,134	36,489.10	10/29	BNY	S&J
Hinton 90-A Sewer Reserve	06/14/90				52,853.71			
Hinton 90-B Sewer Revenue	06/14/90	0.000 - 0.000	29,738	6,100	3,591.37	10/29	BNY	S&J
Hinton 90-B Sewer Reserve	06/14/90				808.42			
Hinton 90-C Sewer Reserve	06/14/90				39,403.76			
Hodgesville PSD 02-A Water Reserve	12/18/02				43,431.11			
Hodgesville PSD 11-A Water Reserve	04/14/11				34,617.92			
Hughes River Water 08-A Water Reserve	12/18/08				21,431.58			
Hughes River Water 08-B Water Reserve	12/18/08				6,234.74			
Huntington 10-A Sewer Revenue	01/12/10	2.000 - 2.000	4,022,945	1,751,618	48,305.09	03/30	DEP	S&J
Huntington 10-A Sewer Reserve	01/12/10				244,775.10			
Huntington 10-B Sewer Revenue	11/10/10	2.000 - 2.000	2,622,055	1,375,926	23,114.61	12/31	DEP	S&J
Huntington 10-B Sewer Reserve	11/10/10				162,504.58			
Huntington 15-A Sewer Revenue	03/26/15	2.000 - 3.750	5,630,000	4,600,000	210,108.42	11/35	DTC	S&J
Huntington 15-A Sewer Reserve	03/26/15				435,963.31			
Huntington 16-A Sewer Refunding Revenue	04/08/16	2.020 - 2.020	2,816,000	792,000	276,724.89	11/23	SIGNBK:BH	S&J
Huntington 16-A Sewer Refunding Reserve	04/08/16				297,324.66			
Huntington 19 Sewer BAN	12/20/19	2.030 - 2.030	6,170,000	5,241,486	11,861.59	12/22	UB -Parkersburg	S&J
Huntington 20 Stormwater BAN	05/15/20	2.000 - 2.000	4,000,000	2,286,520	6,638.88	05/23	WESBK-WHEEL	S&J

ACCOUNT NAME	ISSUE DATE	INTEREST	ORIGINAL ISSUANCE	06/30/22 OUTSTANDING	06/30/22 ACCT BALANCE	LAST DEBT	PAYING AGENT	BOND COUNSEL
Hurricane 05-B Sewer Revenue	08/09/05	3.000 - 3.000	1,114,236	326,928	70,819.15	10/25	BNY	S&J
Hurricane 05-B Sewer Reserve	08/09/05				92,287.67			
Hurricane 05-C Sewer Revenue	08/09/05	5.000 - 5.000	485,764	142,528	30,873.59	10/25	BNY	S&J
Hurricane 05-C Sewer Reserve	08/09/05				40,232.90			
Hurricane 21-A Sewer Refunding Revenue	04/28/21	1.600 - 1.600	3,340,000	2,785,088	93,662.84	08/27	Truist Govrn	S&J
Hurricane 21-A Sewer Refunding Reserve	04/28/21				334,323.39			
Hurricane 94 Water Revenue	05/05/94	6.750 - 6.750	1,100,000	648,443	57,715.64	10/33	BNY	S&J
Hurricane 94 Water Reserve	05/05/94				80,645.14			
Huttonsville PSD 03-A Sewer Revenue	06/03/03	0.000 - 0.000	3,934,000	1,938,073	10,941.82	03/39	UNB	JK
Huttonsville PSD 03-A Sewer Reserve	06/06/03				122,277.20			
Huttonsville PSD 03-B Sewer Reserve	06/06/03				30,333.19			
Huttonsville PSD 11-A Sewer Reserve	04/25/11				49,680.66			
Huttonsville PSD 11-B Sewer Revenue	04/25/11	0.000 - 0.000	800,000	601,260	1,953.98	03/51	UNB	S&J
Huttonsville PSD 11-B Sewer Reserve	04/25/11				22,108.31			
Huttonsville PSD 11-C Sewer Revenue	04/25/11	0.000 - 0.000	200,000	150,220	486.77	03/51	UNB	S&J
Huttonsville PSD 11-C Sewer Reserve	04/25/11				5,536.83			
Huttonsville PSD 21-A Sewer Revenue	04/15/21	0.250 - 0.250	233,128	227,378	580.57	03/60	DEP	S&J
Huttonsville PSD 21-A Sewer Reserve	04/15/21				687.99			
Huttonsville PSD 22-A Sewer Revenue	06/16/22	0.250 - 0.250	1,266,872	907,152	0.00	06/62	DEP	S&J
Huttonsville PSD 22-A Sewer Reserve	06/16/22				0.00			
Huttonsville PSD 00-A Water Reserve (R)*	07/27/00				40,311.55			
Huttonsville PSD 04-A Water Revenue	08/25/04	0.000 - 0.000	952,000	547,555	2,498.85	06/44	UNB	JK
Huttonsville PSD 04-A Water Reserve (R)*	08/25/04				26,296.97			
Huttonsville PSD 04-B Water Reserve (R)*	08/24/04				22,055.99			
Huttonsville PSD 12-A Water Revenue	08/07/12	0.000 - 0.000	244,500	169,094	843.77	03/43	BPH	S&J
Huttonsville PSD 12-A Water Reserve (R)*	08/07/12				7,872.73			
Huttonsville PSD 12-B Water Reserve	12/18/12				183,099.01			
Huttonsville PSD 12-C Water Revenue	12/18/12	0.000 - 0.000	1,085,000	865,148	2,640.15	12/52	UNB	S&J
Huttonsville PSD 12-C Water Reserve	12/18/12				22,902.29			
Huttonsville PSD 12-D Water Revenue	12/18/12	1.000 - 1.000	1,100,000	909,723	3,266.36	12/52	UNB	S&J

ACCOUNT NAME	ISSUE DATE	INTEREST	ORIGINAL ISSUANCE	06/30/22 OUTSTANDING	06/30/22 ACCT BALANCE	LAST DEBT	PAYING AGENT	BOND COUNSEL
Huttonsville PSD 12-D Water Reserve	12/18/12				27,969.08			
Huttonsville PSD 12-E Water Revenue	12/18/12	0.000 - 0.000	1,700,000	1,645,839	809.62	09/45	UNB	S&J
Huttonsville PSD 12-E Water Reserve	12/18/12				42,791.61			
Huttonsville PSD 15-A Water Reserve	06/05/15				37,278.16			
Huttonsville PSD 15-B Water Revenue	06/05/15	0.000 - 0.000	3,655,500	3,015,777	12,950.95	03/47	BPH	S&J
Huttonsville PSD 15-B Water Reserve	06/05/15				128,761.26			
Huttonsville PSD 96 Water Reserve (R)*	06/07/96				55,140.44			
Huttonsville 14-A Water Revenue	08/18/14	1.000 - 1.000	576,000	493,611	1,674.89	06/54	UNB	S&J
Huttonsville 14-A Water Reserve	08/18/14				12,183.13			
Jane Lew PSD 05-A Sewer Revenue	07/19/05	0.000 - 0.000	959,015	565,573	2,412.88	06/45	UNB	S&J
Jane Lew PSD 05-A Sewer Reserve	07/19/05				25,970.17			
Jane Lew PSD 13-A Sewer Revenue	05/06/13	0.000 - 0.000	5,167,000	4,153,840	12,922.54	03/53	UNB	S&J
Jane Lew PSD 13-A Sewer Reserve	05/06/13				105,490.20			
Jane Lew PSD 09-A Water Revenue	10/23/09	0.000 - 0.000	429,399	264,773	2,512.25	12/40	BPH	S&J
Jane Lew PSD 09-A Water Reserve	10/23/09				14,353.18			
Jane Lew PSD 21 Water Refunding Revenue	09/10/21	3.700 - 3.700	484,776	474,329	2,598.52	12/44	OVB:BH	BR
Jane Lew PSD 21 Water Refunding Reserve	09/10/21				31,122.94			
Jefferson County Schools 21 GO	05/27/21	2.000 - 3.000	43,735,000	41,545,000	585,626.25	06/36	DTC	BR
Jefferson County Schools 21 GO Sur Col	05/27/21				84,875.22			
Junior 04-A Sewer Revenue	10/25/04	0.000 - 0.000	902,250	406,013	7,705.46	12/35	DEP	S&J
Junior 04-A Sewer Reserve	10/25/04				30,108.97			
Junior 12-A Sewer Reserve	06/21/12				8,300.86			
Junior 09-A Water Revenue	09/10/09	0.000 - 0.000	690,000	485,208	3,079.03	09/49	UNB	S&J
Junior 09-A Water Reserve	09/10/09				18,880.10			
Justice PSD 93 Water Revenue	11/24/93	6.750 - 6.750	439,000	257,406	15,334.42	10/33	BNY	JK
Justice PSD 93 Water Reserve	11/24/93				31,978.00			
Kanawha Falls PSD 03-A Sewer Revenue	11/06/03	0.000 - 0.000	1,990,400	845,897	8,121.67	03/35	DEP	JK
Kanawha Falls PSD 03-A Sewer Reserve	11/06/03				68,946.47			
Kanawha Falls PSD 03-B Sewer Revenue	11/06/03	5.800 - 5.800	110,000	17,254	6,796.97	10/23	Truist/WDA	JK
Kanawha Falls PSD 03-B Sewer Reserve	11/06/03				9,396.26			

ACCOUNT NAME	ISSUE DATE	INTEREST	ORIGINAL ISSUANCE	06/30/22 OUTSTANDING	06/30/22 ACCT BALANCE	LAST DEBT	PAYING AGENT	BOND COUNSEL
Kanawha Falls PSD 20-A Sewer Revenue	08/20/20	1.500 - 1.500	7,261,790	6,012,542	31,609.59	03/52	DEP	S&J
Kanawha Falls PSD 20-A Sewer Reserve	08/20/20				10,051.85			
Kanawha Falls PSD 02-A Water Reserve	02/22/02				24,543.83			
Kanawha (UKV) PSD 02-A Sewer Revenue	03/15/02	0.500 - 0.500	300,000	104,908	1,033.90	03/32	UNB	S&J
Kanawha (UKV) PSD 02-A Sewer Reserve	03/15/02				11,044.59			
Kanawha (Chelyan) PSD 02 Sewer Revenue	06/04/02	0.000 - 0.000	3,118,574	1,620,038	7,518.45	06/42	UNB	G&G
Kanawha (Chelyan) PSD 02 Sewer Reserve	06/04/02				85,598.58			
Kanawha (Chelyan) PSD 09-A Sewer Revenue	12/15/09	0.000 - 0.000	2,761,569	1,277,209	14,112.72	09/31	DEP	JK
Kanawha (Chelyan) PSD 09-A Sewer Reserve	12/15/09				138,221.52			
Kanawha (Chelyan) PSD 94-A Sewer Revenue	04/22/94	6.750 - 6.750	1,023,500	603,347	37,550.57	10/33	BNY	JK
Kanawha (Chelyan) PSD 94-A Sewer Reserve	04/22/94				75,037.04			
Kanawha (Chelyan) PSD 94-B Sewer Revenue	04/22/94	6.750 - 6.750	175,276	103,324	6,431.54	10/33	BNY	JK
Kanawha (Chelyan) PSD 94-B Sewer Reserve	04/22/94				12,850.32			
Kanawha (Chelyan) PSD 95-A Sewer Revenue	06/29/95	6.750 - 6.750	634,000	375,894	23,397.40	10/33	BNY	JK
Kanawha (Chelyan) PSD 95-A Sewer Reserve	06/29/95				46,749.42			
Kanawha (Chelyan) PSD 99-A Sewer Revenue	07/15/99	0.000 - 0.000	2,518,000	734,405	8,414.87	03/31	DEP	JK
Kanawha (Chelyan) PSD 99-A Sewer Reserve	07/15/99				88,687.58			
Kanawha (UKV) PSD 99 Sewer Revenue	10/21/99	0.000 - 0.000	5,768,297	2,584,464	13,928.22	09/39	UNB	S&J
Kanawha (UKV) PSD 99 Sewer Reserve	10/21/99				158,318.04			
Kenova 07-A Sewer Revenue	07/12/07	0.000 - 0.000	3,747,000	2,449,000	11,791.17	06/47	UNB	S&J
Kenova 07-A Sewer Reserve	07/12/07				97,964.40			
Kenova 07-B Sewer Revenue	07/12/07	0.000 - 0.000	4,649,209	3,038,698	19,859.66	06/47	DEP	S&J
Kenova 07-B Sewer Reserve	07/12/07				121,548.00			
Kenova 91-A Sewer Revenue	08/09/91	8.100 - 8.100	508,101	248,497	25,229.61	10/29	BNY	S&J
Kenova 91-A Sewer Reserve	08/09/91				43,407.00			
Kenova 91-B Sewer Revenue	08/09/91	0.000 - 0.000	22,941	4,830	453.68	10/29	BNY	S&J
Kenova 91-B Sewer Reserve	08/09/91				604.00			
Kenova 01 Water Reserve	12/06/01				59,103.00			
Kenova 05-A Water Revenue	09/27/05	5.050 - 5.050	1,500,000	428,347	90,868.76	10/25	BNY	G&G
Kenova 05-A Water Reserve	09/27/05				120,940.80			

ACCOUNT NAME	ISSUE DATE	INTEREST	ORIGINAL ISSUANCE	06/30/22 OUTSTANDING	06/30/22 ACCT BALANCE	LAST DEBT	PAYING AGENT	BOND COUNSEL
Kenova 05-B Water Revenue	09/27/05	6.000 - 6.000	1,500,000	1,235,305	47,033.55	10/44	BNY	G&G
Kenova 05-B Water Reserve	09/27/05				100,404.00			
Kenova 05-C Water Revenue	09/27/05	0.000 - 0.000	9,986,213	4,909,862	58,768.76	03/37	BPH	G&G
Kenova 05-C Water Reserve	09/27/05				332,876.40			
Kenova 17 Water Reserve	03/16/17				14,416.48			
Kenova 92 Water Reserve	03/05/92				12,264.00			
Kenova 94-A Water Reserve	05/11/94				38,304.00			
Kenova 94-B Water Reserve	05/11/94				7,788.00			
Kenova 98 Water Reserve	02/04/98				12,408.00			
Keyser 01-B Sewer Refunding Revenue	09/13/01	4.000 - 5.800	1,795,000	470,000	109,862.03	10/25	DTC	BR
Keyser 01-B Sewer Refunding Reserve (R)*	09/13/01				137,046.72			
Keyser 01 Sewer Revenue	02/13/01	0.000 - 0.000	523,072	523,072	289.19	03/25	DEP	BR
Keyser 01 Sewer Reserve (R)*	01/25/01				0.00			
Keyser 14-A Sewer Revenue	08/27/14	1.000 - 1.000	2,597,300	2,249,803	10,909.32	06/54	UNB	BR
Keyser 14-A Sewer Reserve	08/27/14				53,062.04			
Keyser 15-A Sewer Revenue	01/29/15	0.000 - 0.000	20,400,000	18,990,972	35,531.73	06/50	DEP	S&J
Keyser 15-A Sewer Reserve	01/29/15				378,034.70			
Keyser 80 Sewer Reserve (R)*	09/14/81				57,219.53			
Keyser 99 Sewer Revenue	11/16/99	0.000 - 0.000	5,753,801	196,152	57,565.94	03/23	DEP	BR
Keyser 99 Sewer Reserve (R)*	11/16/99				277,018.23			
Keyser 13-A Water Reserve	09/03/13				120,764.29			
Keyser 14-A Water Reserve	08/27/14				101,033.56			
Keyser 98-A Water Revenue	10/15/98	6.250 - 6.250	761,842	486,438	33,605.64	10/35	BNY	BR
Keyser 98-A Water Reserve	10/15/98				53,173.71			
Keyser 98-B Water Revenue	10/15/98	5.800 - 5.800	2,997,584	2,064,536	118,417.93	10/38	BNY	BR
Keyser 98-B Water Reserve	10/15/98				194,322.62			
Kingmill Valley PSD 10-A Sewer Reserve	02/11/10				142,075.36			
Kingmill Valley PSD 14-A Sewer Refunding Revenue	04/23/14	2.670 - 2.670	721,925	234,082	6,489.19	10/25	Truist Govrn	S&J
Kingmill Valley PSD 14-A Sewer Refunding Reserve	04/23/14				76,324.64			
Kingmill Valley PSD 86-B Sewer Revenue	06/12/86	0.000 - 0.000	81,343	8,343	2,048.63	10/25	BNY	S&J

ACCOUNT NAME	ISSUE DATE	INTEREST	ORIGINAL ISSUANCE	06/30/22 OUTSTANDING	06/30/22 ACCT BALANCE	LAST DEBT	PAYING AGENT	BOND COUNSEL
Kingmill Valley PSD 86-B Sewer Reserve	06/12/86				3,544.81			
Kingmill Valley PSD 99-A Sewer Revenue	06/15/99	5.800 - 5.800	183,200	126,175	6,424.63	10/38	BNY	S&J
Kingmill Valley PSD 99-A Sewer Reserve	06/15/99				11,883.69			
Kingwood 01 Sewer Revenue	12/20/01	0.000 - 0.000	876,739	313,232	9,127.33	03/33	DEP	S&J
Kingwood 01 Sewer Reserve (R)*	12/20/01				29,339.88			
Kingwood 10-A Sewer Refunding Revenue	08/27/10	3.000 - 4.250	1,605,000	525,000	105,278.90	10/25	DTC	S&J
Kingwood 10-A Sewer Refunding Reserve (R)*	08/27/10				147,462.10			
Kingwood 12-A Sewer Revenue	07/25/12	0.000 - 0.000	15,794,955	12,994,955	32,671.35	06/52	DEP	S&J
Kingwood 12-A Sewer Reserve	07/25/12				472,765.85			
Kingwood 86-B Sewer Revenue	03/26/86	0.000 - 0.000	850,860	89,564	42,269.36	10/25	BNY	S&J
Kingwood 86-B Sewer Reserve (R)*	03/26/86				22,441.02			
Kingwood 07-A Water Revenue	06/14/07	0.000 - 0.000	265,000	170,950	666.22	06/47	UNB	S&J
Kingwood 07-A Water Reserve	06/14/07				7,108.85			
Kingwood 09-A Water Revenue	09/29/09	0.000 - 0.000	1,135,000	793,028	2,834.35	09/49	UNB	S&J
Kingwood 09-A Water Reserve	09/29/09				30,781.67			
Kingwood (PRC) 17-A Water Revenue	06/27/17	2.000 - 2.000	445,168	405,878	1,739.78	12/48	UNB	S&J
Kingwood (PRC) 17-A Water Reserve	06/27/17				7,150.84			
Kingwood 87-A Water Revenue	01/07/87	8.380 - 8.380	2,810,612	976,955	151,466.21	10/26	BNY	S&J
Kingwood 87-A Water Reserve	01/07/87				247,371.77			
Kingwood 87-B Water Revenue	01/07/87	0.000 - 0.000	689,388	90,709	14,287.26	10/26	BNY	S&J
Kingwood 87-B Water Reserve	01/07/87				19,187.76			
Lake Floyd PSD 86-A Sewer Revenue	03/07/86	9.750 - 9.750	136,870	43,808	11,896.72	10/25	BNY	S&J
Lake Floyd PSD 86-A Sewer Reserve	03/07/86				13,761.05			
Lake Floyd PSD 86-B Sewer Revenue	03/07/86	0.000 - 0.000	68,130	7,172	1,873.77	10/25	BNY	S&J
Lake Floyd PSD 86-B Sewer Reserve	03/07/86				1,871.32			
Lake Floyd PSD 86-A&B Sewer R&R	03/07/86				1,475.12			
Lashmeet PSD 98-A Lot 2 Water Revenue	09/10/98	2.000 - 2.000	670,000	341,655	4,755.82	09/38	UNB	S&J
Lashmeet PSD 98-A Water Revenue	09/10/98	2.000 - 2.000	3,400,000	1,733,773	25,905.29	09/38	UNB	S&J
Lashmeet PSD 98-A Water Reserve	09/10/98				151,016.26			
Lavalette PSD 06-C Water Revenue	02/23/06	0.000 - 0.000	1,918,050	1,170,750	14,839.84	12/45	UNB	S&J

ACCOUNT NAME	ISSUE DATE	INTEREST	ORIGINAL ISSUANCE	06/30/22 OUTSTANDING	06/30/22 ACCT BALANCE	LAST DEBT	PAYING AGENT	BOND COUNSEL
Lavalette PSD 06-C Water Reserve	02/23/06				52,249.70			
Lavalette PSD 09-B Water Reserve	05/18/09				45,669.96			
Lavalette PSD 10-B Water Reserve	03/10/10				10,906.27			
Lavalette PSD 11-A Water Reserve	02/04/11				102,543.84			
Lavalette PSD 12-A Water Reserve	09/21/12				44,958.09			
Lavalette PSD 20-A Water Refunding Revenue	12/29/20	4.270 - 4.270	2,128,000	2,070,188	65,545.17	02/46	OVB:BH	S&J
Lavalette PSD 20-A Water Refunding Reserve	12/29/20				127,014.10			
Lavalette PSD 20-B Water Refunding Revenue	12/29/20	3.400 - 3.400	1,362,200	1,331,963	39,628.93	05/49	OVB:BH	S&J
Lavalette PSD 20-B Water Refunding Reserve	12/29/20				75,019.40			
Lavalette PSD 20-C Water Refunding Revenue	12/29/20	3.400 - 3.400	1,950,750	1,908,677	56,205.78	03/50	OVB:BH	S&J
Lavalette PSD 20-C Water Refunding Reserve	12/29/20				106,337.89			
Lewis County EDA 03-A Water Revenue	08/27/03	0.000 - 0.000	2,374,500	1,262,392	10,526.00	06/43	UNB	S&J
Lewis County EDA 03-A Water Reserve	08/27/03				0.00		LOC	06/01/2043
Lewis County EDA 06-A Water Revenue	07/27/06	0.000 - 0.000	4,422,000	2,756,544	19,931.13	06/46	UNB	S&J
Lewis County EDA 06-A Water Reserve	07/27/06				0.00		LOC	06/01/2046
Lewis County EDA 16-A Water Revenue	01/20/16	1.000 - 1.000	2,650,109	2,360,714	16,661.48	12/55	UNB	S&J
Lewis County EDA 16-A Water Reserve	01/20/16				77,480.26			
Lewis County EDA 17-A Water Revenue	08/31/17	1.000 - 1.000	947,210	880,039	10,881.69	06/57	UNB	S&J
Lewis County EDA 17-A Water Reserve	08/31/17				32,445.53			
Lewis County EDA 99-A Water Revenue	06/10/99	0.000 - 0.000	1,673,000	724,608	7,411.67	06/39	UNB	S&J
Lewis County EDA 99-A Water Reserve	06/10/99				0.00		LOC	06/01/2039
Lewisburg 10-A Water Revenue	12/02/10	3.000 - 3.000	1,482,000	832,399	13,567.47	03/32	UNB	S&J
Lewisburg 10-A Water Reserve	12/02/10				98,923.09			
Lewisburg 22-A Water Refunding Revenue	05/25/22	3.240 - 3.240	2,905,000	2,905,000	0.00	06/33	Truist Govrn	S&J
Lewisburg 22-A Water Refunding Reserve	05/25/22				290,532.95			
Lewisburg Water Repair & Replacement	06/01/11				44,168.73			
Lincoln PSD 02-A Water Revenue	08/06/02	5.800 - 5.800	580,429	422,514	20,476.64	10/39	BNY	S&J
Lincoln PSD 02-A Water Reserve	08/06/02				38,480.22			
Lincoln PSD 02-B Water Revenue	08/06/02	5.800 - 5.800	121,522	88,459	4,297.63	10/39	Truist/WDA	S&J
Lincoln PSD 02-B Water Reserve	08/06/02				8,056.50			

ACCOUNT NAME	ISSUE DATE	INTEREST	ORIGINAL ISSUANCE	06/30/22 OUTSTANDING	06/30/22 ACCT BALANCE	LAST DEBT	PAYING AGENT	BOND COUNSEL
Lincoln PSD 03-A Water Reserve	07/03/03				71,333.96			
Lincoln PSD 06-A Water Revenue	07/13/06	0.000 - 0.000	550,242	328,674	2,654.21	12/44	UNB	S&J
Lincoln PSD 06-A Water Reserve	07/13/06				16,005.09			
Lincoln PSD 10-A Water Revenue	06/16/10	0.000 - 0.000	2,200,000	1,599,988	5,303.87	06/50	UNB	S&J
Lincoln PSD 10-A Water Reserve	06/16/10				60,473.47			
Lincoln PSD 15-A Water Reserve	03/06/15				21,149.27			
Lincoln PSD 15-B Water Revenue	03/13/15	1.000 - 1.000	1,000,000	873,940	2,910.40	03/55	UNB	S&J
Lincoln PSD 15-B Water Reserve	03/06/15				18,672.76			
Lincoln PSD 18-A Water Reserve	01/26/18				4,123.41			
Lincoln PSD 98 Water Design Reserve	12/29/98				4,997.47			
Little Creek PSD 16-A Water Reserve	07/21/16				29,657.54			
Logan County PSD 02-A Sewer Revenue	12/12/02	0.000 - 0.000	5,328,940	2,874,823	29,181.34	12/42	DEP	JK
Logan County PSD 02-A Sewer Reserve	12/12/02				148,232.33			
Logan County PSD 02-B Sewer Revenue	12/12/02	0.000 - 0.000	2,190,000	1,173,725	5,314.52	12/42	UNB	JK
Logan County PSD 02-B Sewer Reserve	12/12/02				60,523.24			
Logan County PSD 02-C Sewer Reserve	12/12/02				16,828.15			
Logan County PSD 08-A Sewer Revenue	04/09/08	0.000 - 0.000	4,500,000	2,990,296	10,768.99	03/48	UNB	JK
Logan County PSD 08-A Sewer Reserve	04/09/08				119,306.16			
Logan County PSD 13-A Sewer Reserve	01/24/13				42,518.06			
Logan County PSD 18-A Sewer Reserve	01/18/18				3,344.65			
Logan County PSD 18-B Sewer Revenue	01/11/18	0.500 - 0.500	1,700,000	1,540,246	4,831.91	12/57	UNB	JK
Logan County PSD 18-B Sewer Reserve	01/11/18				16,708.55			
Logan County PSD 01-A Water Revenue	09/06/01	5.800 - 5.800	3,830,000	2,787,979	123,756.32	10/39	BNY	JK
Logan County PSD 01-A Water Reserve	09/06/01				253,871.86			
Logan County PSD 01-B Water Revenue	09/06/01	0.000 - 0.000	2,670,000	1,334,974	6,437.32	09/41	UNB	JK
Logan County PSD 01-B Water Reserve	09/06/01				73,313.92			
Logan County PSD 02-A Water Reserve	01/24/02				75,671.45			
Logan County PSD 02-B Water Revenue	10/09/02	0.000 - 0.000	1,100,000	574,838	2,692.99	09/42	UNB	JK
Logan County PSD 02-B Water Reserve	10/09/02				30,033.79			
Logan County PSD 03-B Water Revenue	10/29/03	0.000 - 0.000	3,600,000	2,000,000	8,737.60	09/43	UNB	JK

ACCOUNT NAME	ISSUE DATE	INTEREST	ORIGINAL ISSUANCE	06/30/22 OUTSTANDING	06/30/22 ACCT BALANCE	LAST DEBT	PAYING AGENT	BOND COUNSEL
Logan County PSD 03-B Water Reserve	10/29/03				99,751.44			
Logan County PSD 05-A Water Revenue	04/27/05	0.000 - 0.000	923,245	549,119	2,591.84	03/45	UNB	JK
Logan County PSD 05-A Water Reserve	04/27/05				25,469.09			
Logan County PSD 08-A Water Revenue	07/16/08	0.000 - 0.000	1,700,000	1,148,050	4,097.27	06/48	UNB	JK
Logan County PSD 08-A Water Reserve	07/16/08				44,911.12			
Logan County PSD 08-B Water Revenue	07/16/08	0.000 - 0.000	1,900,000	1,274,832	4,553.31	06/48	UNB	JK
Logan County PSD 08-B Water Reserve	07/16/08				50,090.99			
Logan County PSD 10-A Water Revenue	03/16/10	0.000 - 0.000	800,000	584,194	1,973.16	03/50	UNB	JK
Logan County PSD 10-A Water Reserve	03/16/10				21,076.37			
Logan County PSD 12-A Water Reserve	12/13/12				17,992.00			
Logan County PSD 13-A Water Revenue	02/07/13	0.000 - 0.000	3,152,845	2,449,523	12,463.29	12/52	UNB	JK
Logan County PSD 13-A Water Reserve	02/07/13				73,830.58			
Logan County PSD 14-A Water Reserve	07/24/14				36,724.90			
Logan County PSD 14-B Water Revenue	07/24/14	2.000 - 2.000	3,478,000	2,890,295	26,841.09	12/45	UNB	JK
Logan County PSD 14-B Water Reserve	07/24/14				104,288.84			
Logan County PSD 15-A Water Reserve	06/05/15				10,405.21			
Logan County PSD 15-B Water Revenue	09/02/15	2.000 - 2.000	907,000	778,628	4,482.59	12/46	UNB	JK
Logan County PSD 15-B Water Reserve	09/02/15				22,945.20			
Logan County PSD 18-A Water Reserve	08/20/18				18,596.25			
Logan County PSD 18-B Water Reserve	08/20/18				14,167.96			
Logan County PSD 19-A Water Revenue	02/07/19	3.000 - 3.000	2,524,000	2,384,123	13,878.88	03/50	UNB	JK
Logan County PSD 19-A Water Reserve	02/07/19				29,877.46			
Logan County PSD 96-B Water Revenue	07/31/96	3.000 - 3.000	1,780,000	552,021	14,739.36	09/29	UNB	JK
Logan County PSD 96-B Water Reserve	07/31/96				86,693.91			
Logan County PSD 97-A Water Revenue	02/12/97	3.000 - 3.000	1,000,000	532,185	7,244.70	12/37	UNB	JK
Logan County PSD 97-A Water Reserve	02/12/97				43,107.25			
Logan County PSD 97-B Water Revenue	03/25/97	2.000 - 2.000	1,075,000	506,822	6,583.48	03/37	UNB	JK
Logan County PSD 97-B Water Reserve	03/25/97				39,806.38			
Logan County PSD 98-A Water Revenue	06/10/98	1.000 - 1.000	815,000	371,834	2,337.68	06/38	UNB	JK
Logan County PSD 98-A Water Reserve	06/10/98				25,205.19			

ACCOUNT NAME	ISSUE DATE	INTEREST	ORIGINAL ISSUANCE	06/30/22 OUTSTANDING	06/30/22 ACCT BALANCE	LAST DEBT	PAYING AGENT	BOND COUNSEL
Logan County PSD 99-A Water Revenue	04/21/99	0.000 - 0.000	5,050,000	2,474,364	13,650.96	03/39	UNB	JK
Logan County PSD 99-A Water Reserve	04/21/99				156,165.29			
Logan County PSD 99-C Water Revenue	06/17/99	0.000 - 0.000	2,590,000	1,136,230	6,204.77	06/39	UNB	JK
Logan County PSD 99-C Water Reserve	06/17/99				132,575.98			
Logan 08-A Sewer Revenue	06/27/08	0.000 - 0.000	4,446,053	2,995,403	10,631.96	06/48	DEP	S&J
Logan 08-A Sewer Reserve	06/27/08				116,160.20			
Logan 13-A Sewer Revenue	04/11/13	0.000 - 0.000	400,000	317,408	948.39	03/53	DEP	S&J
Logan 13-A Sewer Reserve	04/11/13				10,333.64			
Logan 87-A Sewer Revenue	09/25/87	8.380 - 8.380	623,087	216,583	32,088.33	10/26	BNY	JK
Logan 87-A Sewer Reserve	09/25/87				54,841.08			
Logan 87-B Sewer Revenue	09/25/87	0.000 - 0.000	152,833	20,112	3,022.24	10/26	BNY	JK
Logan 87-B Sewer Reserve	09/25/87				4,028.74			
Logan 93-A Sewer Revenue	03/29/93	7.750 - 7.750	2,284,839	1,270,859	91,374.16	10/31	BNY	JK
Logan 93-A Sewer Reserve	03/29/93				187,440.61			
Logan 93-B Sewer Revenue	03/29/93	0.000 - 0.000	76,161	19,528	1,468.60	10/31	BNY	JK
Logan 93-B Sewer Reserve	03/29/93				1,954.82			
Logan 95 Sewer Revenue	08/31/95	6.750 - 6.750	377,980	224,101	13,343.95	10/33	BNY	JK
Logan 95 Sewer Reserve	08/31/95				27,866.95			
Lubeck PSD 05-A Sewer Revenue	09/27/05	0.000 - 0.000	7,879,443	7,332,259	36,641.11	03/39	UNB	JK
Lubeck PSD 05-A Sewer Reserve	09/27/05				438,195.63			
Lubeck PSD 05-B Sewer Revenue	09/27/05	0.000 - 0.000	2,411,178	1,357,554	7,523.03	03/39	UNB	JK
Lubeck PSD 05-B Sewer Reserve	09/27/05				91,204.77			
Lubeck PSD 10-A Sewer Revenue	02/25/10	0.000 - 0.000	2,136,720	1,234,140	6,838.14	03/39	UNB	JK
Lubeck PSD 10-A Sewer Reserve	02/25/10				77,893.90			
Lubeck PSD 12-A Sewer Revenue	06/22/12	0.000 - 0.000	716,272	560,743	1,917.05	03/52	DEP	JK
Lubeck PSD 12-A Sewer Reserve	06/22/12				19,931.71			
Lubeck PSD 15-A Sewer Revenue	02/27/15	0.000 - 0.000	2,070,530	1,460,266	8,133.90	03/39	UNB	JK
Lubeck PSD 15-A Sewer Reserve	02/27/15				65,344.64			
Lubeck PSD 15-B Sewer Reserve	03/26/15				19,197.05			
Lubeck PSD 20-A Sewer Revenue	12/01/20	0.000 - 0.000	1,590,029	1,479,609	8,086.51	03/39	UNB	JK

ACCOUNT NAME	ISSUE DATE	INTEREST	ORIGINAL ISSUANCE	06/30/22 OUTSTANDING	06/30/22 ACCT BALANCE	LAST DEBT	PAYING AGENT	BOND COUNSEL
Lubeck PSD 20-A Sewer Reserve	12/01/20				11,788.26			
Lubeck PSD 99-B Sewer Revenue	03/09/99	0.000 - 0.000	2,000,000	881,570	10,489.20	03/39	UNB	JK
Lubeck PSD 99-B Sewer Reserve	03/09/99				65,262.36			
Lubeck PSD 05-A Water Revenue	06/17/05	3.000 - 3.000	1,573,000	439,935	18,134.75	12/26	UNB	JK
Lubeck PSD 05-A Water Reserve	06/17/05				104,991.64			
Lubeck PSD 11-A Water Reserve	02/11/11				65,153.07			
Lubeck PSD 11-B Water Revenue	11/30/11	3.000 - 3.000	352,565	198,075	2,181.14	03/32	UNB	JK
Lubeck PSD 11-B Water Reserve	11/30/11				23,529.76			
Lubeck PSD 16-A Water Revenue	09/22/16	0.500 - 0.500	3,273,000	2,838,612	12,333.04	03/48	BPH	JK
Lubeck PSD 16-A Water Reserve	09/22/16				51,540.04			
Lubeck PSD 21-A Water Refunding Revenue	05/18/21	2.900 - 2.900	1,942,538	1,887,749	9,410.42	06/45	OVB:BH	JK
Lubeck PSD 21-A Water Refunding Reserve	05/18/21				112,702.09			
Lubeck PSD 21-B Water Refunding Revenue	05/18/21	1.060 - 1.060	209,957	158,360	4,484.40	06/25	Truist Govrn	JK
Lubeck PSD 21-B Water Refunding Reserve	05/18/21				53,686.20			
Lubeck PSD 90-A Water Revenue	04/02/90	7.850 - 7.850	3,139,013	1,503,023	179,708.35	10/29	BNY	BR
Lubeck PSD 90-A Water Reserve	04/02/90				260,304.89			
Lubeck PSD 90-B Water Revenue	04/02/90	0.000 - 0.000	146,487	30,049	5,840.95	10/29	BNY	BR
Lubeck PSD 90-B Water Reserve	04/02/90				6,789.13			
Lumberport 11-A Sewer Revenue	12/15/11	0.000 - 0.000	1,755,150	1,039,457	5,693.44	09/37	UNB	S&J
Lumberport 11-A Sewer Reserve	12/15/11				71,646.48			
Lumberport 02-A Water Reserve	07/10/02				53,633.20			
Malden PSD 09-A Sewer Revenue	08/26/09	0.000 - 0.000	2,639,983	1,553,233	29,859.87	12/38	DEP	S&J
Malden PSD 09-A Sewer Reserve	08/26/09				100,696.13			
Malden PSD 09-C Sewer Reserve	08/26/09				113,669.78			
Malden PSD 16-A Sewer Reserve	10/06/16				331,869.09			
Malden PSD 16-B Sewer Reserve	10/06/16				172,805.02			
Malden PSD 16-C Sewer Reserve	10/06/16				33,637.48			
Malden PSD 16-D Sewer Revenue	10/06/16	1.000 - 1.000	5,000,000	4,453,799	46,816.61	09/48	UNB	S&J
Malden PSD 16-D Sewer Reserve	10/06/16				201,208.83			
Mannington PSD 10-A Water Reserve	05/25/10				84,373.43			

ACCOUNT NAME	ISSUE DATE	INTEREST	ORIGINAL ISSUANCE	06/30/22 OUTSTANDING	06/30/22 ACCT BALANCE	LAST DEBT	PAYING AGENT	BOND COUNSEL
Mannington PSD 20-A Water Reserve	03/20/20				3,822.98			
Mannington 17-A Sewer Refunding Revenue	03/15/17	2.520 - 2.520	1,143,000	604,943	11,322.03	06/27	Truist Govrn	S&J
Mannington 17-A Sewer Refunding Reserve	03/15/17				120,311.92			
Mannington 18-A Sewer Reserve	01/19/18				14,391.25			
Mannington 20-A Water Revenue	02/11/20	2.850 - 2.850	1,125,400	956,784	8,842.75	12/32	Truist Govrn	S&J
Mannington 20-A Water Reserve	02/11/20				105,991.25			
Mannington 20-B Water Revenue	04/01/20	2.940 - 2.940	161,800	142,199	1,115.58	04/35	Truist Govrn	S&J
Mannington 20-B Water Reserve	02/11/20				13,372.54			
Marlinton 05-A Water & Sewer Revenue	10/19/05	0.000 - 0.000	1,660,766	802,686	5,548.37	12/36	DEP	S&J
Marlinton 05-A Water & Sewer Reserve	10/19/05				58,465.17			
Marlinton 08-A Water & Sewer Revenue	02/06/08	0.000 - 0.000	2,187,000	1,476,570	5,190.84	12/48	UNB	S&J
Marlinton 08-A Water & Sewer Reserve	02/06/08				56,917.85			
Marlinton 18-A Water & Sewer Revenue	06/14/18	1.000 - 1.000	4,063,000	3,906,567	11,655.79	06/58	UNB	S&J
Marlinton 18-A Water & Sewer Reserve	06/14/18				23,736.90			
Marlinton 97-A Water & Sewer Revenue	01/30/97	0.000 - 0.000	239,495	88,314	558.44	03/37	UNB	S&J
Marlinton 97-A Water & Sewer Reserve	01/30/97				6,328.36			
Marlinton 97-B Water & Sewer Revenue	08/18/97	0.000 - 0.000	555,450	210,930	1,519.53	06/37	UNB	S&J
Marlinton 97-B Water & Sewer Reserve	08/18/97				14,903.47			
Marlinton 98-A Water & Sewer Revenue	11/20/98	0.000 - 0.000	705,400	182,218	3,100.89	03/30	BPH	S&J
Marlinton 98-A Water & Sewer Reserve	11/20/98				24,871.43			
Marmet 09-A Sewer Revenue	06/18/09	0.000 - 0.000	1,688,771	1,027,329	29,651.61	09/40	DEP	S&J
Marmet 09-A Sewer Reserve	06/18/09				56,869.40			
Marmet 90-A Sewer Revenue	01/03/90	7.850 - 7.850	664,013	289,146	39,213.07	10/28	BNY	JTP
Marmet 90-A Sewer Reserve	01/03/90				55,313.97			
Marmet 90-B Sewer Revenue	01/03/90	0.000 - 0.000	30,987	5,708	713.05	10/28	BNY	JTP
Marmet 90-B Sewer Reserve	01/03/90				1,558.09			
Marshall County PSD #2 14-A Water Reserve	07/11/14				57,583.99			
Marshall County PSD #2 16-A Water Reserve	03/10/16				27,934.65			
Marshall County PSD #3 12-A Water Revenue	11/08/12	1.000 - 1.000	3,550,022	2,899,788	11,709.38	09/52	UNB	S&J
Marshall County PSD #3 12-A Water Reserve	11/08/12				111,334.83			

ACCOUNT NAME	ISSUE DATE	INTEREST	ORIGINAL ISSUANCE	06/30/22 OUTSTANDING	06/30/22 ACCT BALANCE	LAST DEBT	PAYING AGENT	BOND COUNSEL
Marshall County PSD #4 07-A Water Reserve	09/26/07				123,916.32			
Marshall County PSD #4 07-B Water Revenue	09/26/07	0.000 - 0.000	1,225,000	694,144	12,780.54	06/39	BPH	S&J
Marshall County PSD #4 07-B Water Reserve	09/26/07				43,079.12			
Marshall County PSD #4 19-A Water Reserve	02/14/19				17,223.74			
Marshall County PSD #4 89 Water Reserve	07/23/90				21,947.76			
Marshall County PSD #4 96-A Water Reserve	07/25/96				8,396.95			
Marshall County PSD #4 96-B Water Reserve	07/25/96				22,789.37			
Marshall County Sewerage District 07-A Revenue	11/02/07	0.000 - 0.000	643,800	424,984	4,500.06	09/47	UNB	S&J
Marshall County Sewerage District 07-A Reserve	11/02/07				17,258.34			
Marshall County Sewerage District 07-B Revenue	11/02/07	0.000 - 0.000	200,000	200,000	0.00	09/38	UNB	S&J
Marshall County Sewerage District 07-B Reserve	11/02/07				0.00			
Marshall County Sewerage District 17-A Reserve	06/02/17				26,754.77			
Marshall County Sewerage District 17-B Revenue	06/02/17	1.000 - 1.000	2,160,000	1,996,128	6,808.61	06/57	UNB	S&J
Marshall County Sewerage District 17-B Reserve	06/02/17				24,401.88			
Marshall County Sewerage District 87-A Revenue	03/18/87	8.380 - 8.380	89,940	31,263	4,934.88	10/26	BNY	S&J
Marshall County Sewerage District 87-A Reserve	03/18/87				7,917.50			
Marshall County Sewerage District 87-B Revenue	03/18/87	0.000 - 0.000	22,060	2,903	1,285.50	10/26	BNY	S&J
Marshall County Sewerage District 87-B Reserve	03/18/87				1,103.97			
Marshall County Sewerage District 90-A Revenue	11/26/90	8.100 - 8.100	267,737	130,942	12,414.46	10/29	BNY	S&J
Marshall County Sewerage District 90-A Res (R)*	11/26/90				22,898.73			
Marshall County Sewerage District 90-B Revenue	11/26/90	0.000 - 0.000	12,091	2,545	651.02	10/29	BNY	S&J
Marshall County Sewerage District 90-B Reserve	11/26/90				437.25			
Martinsburg 00-C Water & Sewer Revenue	09/27/00	5.800 - 5.800	1,976,352	1,417,222	77,208.74	10/39	BNY	BR
Martinsburg 00-C Water & Sewer Reserve	09/27/00				129,074.32			
Martinsburg 11-A Water & Sewer Revenue	12/28/11	2.000 - 3.875	8,830,000	5,095,000	444,861.65	09/31	DTC	BR
Martinsburg 11-A Water & Sewer Reserve	12/28/11				623,326.62			
Martinsburg 13-A Water & Sewer Revenue	10/01/13	0.500 - 0.500	29,454,059	20,973,650	147,469.05	09/36	DEP	BR
Martinsburg 13-A Water & Sewer Reserve	10/01/13				1,606,710.99			
Mason County PSD 08-A Sewer Revenue	10/28/08	0.000 - 0.000	500,000	336,525	1,224.93	09/48	UNB	JK
Mason County PSD 08-A Sewer Reserve	10/28/08				13,099.93			

ACCOUNT NAME	ISSUE DATE	INTEREST	ORIGINAL ISSUANCE	06/30/22 OUTSTANDING	06/30/22 ACCT BALANCE	LAST DEBT	PAYING AGENT	BOND COUNSEL
Mason County PSD 12-A Sewer Revenue	11/01/12	0.000 - 0.000	4,600,000	3,661,824	12,350.86	09/52	DEP	JK
Mason County PSD 12-A Sewer Reserve	11/01/12				97,731.91			
Mason County PSD 04-A Water Revenue	06/08/04	2.000 - 2.000	602,000	97,680	3,665.15	03/25	BPH	JK
Mason County PSD 04-A Water Reserve	06/08/04				36,634.11			
Mason County PSD 21-A Water Refunding Revenue	05/26/21	1.000 - 3.000	11,155,000	10,905,000	255,039.16	12/49	DTC	JK
Mason County PSD 21-A Water Refunding Reserve	05/26/21				0.00		SB	12/01/2049
Mason County PSD 97-B Water Revenue	09/25/97	3.000 - 3.000	818,000	433,586	3,268.63	09/37	UNB	JK
Mason County PSD 97-B Water Reserve	09/25/97				35,574.70			
Mason 07-A Water & Sewer Revenue	06/14/07	0.000 - 0.000	1,719,000	1,116,200	4,150.26	06/47	UNB	S&J
Mason 07-A Water & Sewer Reserve	06/14/07				49,540.41			
Mason 09-A Water & Sewer Revenue	09/02/09	0.000 - 0.000	107,900	65,636	632.54	09/40	DEP	S&J
Mason 09-A Water & Sewer Reserve	09/02/09				3,810.61			
Mason 16-A Water & Sewer Revenue	06/03/16	0.500 - 0.500	2,291,493	1,951,166	9,300.65	09/47	BPH	S&J
Mason 16-A Water & Sewer Reserve	06/03/16				82,394.96			
Mason 18-A Water & Sewer Revenue	01/31/18	0.250 - 0.250	1,711,000	1,573,777	4,435.57	12/57	DEP	S&J
Mason 18-A Water & Sewer Reserve	01/31/18				26,231.84			
Mason 98-A Water & Sewer Revenue	06/04/98	0.000 - 0.000	1,602,000	646,962	9,536.93	03/38	UNB	S&J
Mason 98-A Water & Sewer Reserve	06/04/98				43,792.25			
Masontown 01-A Sewer Reserve	08/22/01				49,316.09			
Masontown 01-B Sewer Revenue	08/22/01	0.000 - 0.000	1,500,000	749,968	13,105.43	06/41	UNB	S&J
Masontown 01-B Sewer Reserve	08/22/01				41,727.66			
Masontown 07-A Sewer Reserve	04/20/07				13,671.41			
Masontown 15-A Sewer Revenue	03/05/15	0.000 - 0.000	4,080,425	3,492,318	9,021.76	03/55	UNB	S&J
Masontown 15-A Sewer Reserve	03/05/15				60,915.55			
Masontown 15-B Sewer Revenue	03/05/15	1.000 - 1.000	4,090,000	3,593,586	11,956.69	03/55	UNB	S&J
Masontown 15-B Sewer Reserve	03/05/15				73,379.82			
Masontown 15-C Sewer Reserve	03/05/15				6,543.00			
Masontown 07-A Water Revenue	03/12/07	0.500 - 0.500	815,500	538,911	1,966.80	03/47	UNB	S&J
Masontown 07-A Water Reserve	03/12/07				23,189.93			
Masontown 07-B Water Revenue	03/12/07	0.000 - 0.000	635,500	338,924	2,073.81	06/38	BPH	S&J

ACCOUNT NAME	ISSUE DATE	INTEREST	ORIGINAL ISSUANCE	06/30/22 OUTSTANDING	06/30/22 ACCT BALANCE	LAST DEBT	PAYING AGENT	BOND COUNSEL
Masontown 07-B Water Reserve	03/12/07				22,363.45			
Masontown 11-A Water Revenue	12/22/11	0.000 - 0.000	732,921	555,009	1,683.31	09/50	UNB	S&J
Masontown 11-A Water Reserve	12/22/11				20,906.52			
Matewan 15 Sewer Reserve	06/15/15				12,383.78			
McDowell County PSD 01-A Water Reserve	02/23/01				8,001.13			
McDowell County PSD 06-A Water Reserve	07/27/06				13,022.19			
McDowell County PSD 06-B Water Refunding Revenue	07/27/06	0.000 - 0.000	300,000	187,008	722.56	06/46	UNB	S&J
McDowell County PSD 06-B Water Refunding Reserve	07/27/06				8,233.72			
McDowell County PSD 07-A Water Reserve	09/19/07				13,947.82			
McDowell County PSD 08-A Water Reserve	11/10/08				16,493.71			
McDowell County PSD 09-A Water Reserve	08/13/09				9,513.86			
McDowell County PSD 11-A Water Reserve	03/24/11				10,721.03			
McDowell County PSD 11-B Water Reserve	06/23/11				23,943.09			
McDowell County PSD 11-C Water Reserve	11/17/11				11,262.27			
McDowell County PSD 14-A Water Reserve	06/13/14				51,106.35			
McDowell County PSD 15-A Water Reserve	03/09/15				13,214.28			
McDowell County PSD 93 Water Reserve	06/23/93				48,256.84			
McDowell County PSD 95 Water Reserve	09/26/95				27,569.98			
McDowell County PSD 97-A Water Reserve	10/15/97				30,333.07			
McDowell County PSD 99-A Water Reserve	06/21/99				19,858.13			
McDowell County PSD 99-B Water Reserve	08/11/99				47,980.61			
McDowell County PSD 99-C Water Reserve	08/11/99				6,895.23			
McMechen 86 Sewer Revenue	10/20/86	9.750 - 9.750	731,000	278,656	54,403.85	10/26	BNY	S&J
McMechen 86 Sewer Reserve	10/20/86				73,121.03			
McMechen 20-A Water Reserve	07/10/20				0.00			
Meadow Creek PSD 16-A Sewer Revenue	01/12/16	2.000 - 2.000	619,888	552,946	10,118.32	03/48	UNB	JK
Meadow Creek PSD 16-A Sewer Reserve	01/12/16				12,075.47			
Middlebourne 18-A Water Reserve	07/17/18				31,339.08			
Midland PSD 86-B Sewer Revenue	09/29/86	8.380 - 8.380	263,096	91,104	17,323.67	10/26	BNY	S&J
Midland PSD 86-B Sewer Reserve	09/29/86				23,073.34			

ACCOUNT NAME	ISSUE DATE	INTEREST	ORIGINAL ISSUANCE	06/30/22 OUTSTANDING	06/30/22 ACCT BALANCE	LAST DEBT	PAYING AGENT	BOND COUNSEL
Midland PSD 86-C Sewer Revenue	09/29/86	0.000 - 0.000	260,975	33,458	6,494.38	10/26	BNY	S&J
Midland PSD 86-C Sewer Reserve	09/29/86				7,146.93			
Midland PSD 19-A Water Reserve	07/05/19				12,244.65			
Midland PSD 19-B Water Reserve	07/05/19				2,550.77			
Mill Creek 15-A Water Revenue	11/10/15	1.000 - 1.000	1,292,892	1,105,820	30,171.49	09/55	UNB	S&J
Mill Creek 15-A Water Reserve	11/10/15				29,269.72			
Mill Creek 21-A Water Revenue	10/21/21	1.000 - 1.000	3,277,108	1,083,286	0.00	09/61	UNB	S&J
Mill Creek 21-A Water Reserve	10/21/21				0.00			
Milton 04-A Sewer Refunding Revenue	12/29/04	0.000 - 0.000	6,351,371	3,736,101	33,337.20	12/44	DEP	JK
Milton 04-A Sewer Refunding Reserve	12/29/04				175,287.43			
Milton 04-B Sewer Refunding Revenue	12/29/04	0.000 - 0.000	1,571,903	924,649	7,555.73	12/44	UNB	JK
Milton 04-B Sewer Refunding Reserve	12/29/04				43,513.36			
Milton 22-A Sewer Reserve	05/17/22				0.00			
Milton 22-B Sewer Reserve	05/17/22				0.00			
Milton 08-A Water Revenue	07/30/08	0.000 - 0.000	2,760,191	1,820,891	6,778.57	09/46	UNB	S&J
Milton 08-A Water Reserve	07/30/08				79,296.55			
Milton 16-A Water Revenue	05/26/16	2.560 - 2.560	2,000,000	1,441,455	12,109.18	06/34	OVB:BH	S&J
Milton 16-A Water Reserve	05/26/16				147,015.10			
Mineral Wells PSD 03-A Sewer Revenue	10/30/03	2.000 - 2.000	415,000	61,367	4,569.31	12/24	DEP	BR
Mineral Wells PSD 03-A Sewer Reserve	10/30/03				25,227.00			
Mineral Wells PSD 10 Sewer Refunding Revenue	01/07/10	4.700 - 4.700	1,041,700	290,670	19,268.51	10/25	Truist Govrn	BR
Mineral Wells PSD 10 Sewer Refunding Reserve	01/07/10				94,380.00			
Mineral Wells PSD 12-A Sewer Reserve	04/13/12				157,134.63			
Mineral Wells PSD 13-A Sewer Reserve	07/17/13				61,747.25			
Mineral Wells PSD 17 Sewer Revenue	03/01/17	3.400 - 3.400	748,345	544,428	10,634.69	07/32	UB -Parkersburg	BR
Mineral Wells PSD 17 Sewer Reserve	03/01/17				30,850.71			
Mineral Wells PSD 85-B Sewer Revenue	12/02/85	0.000 - 0.000	589,625	62,066	14,331.20	10/25	BNY	BR
Mineral Wells PSD 85-B Sewer Reserve	12/02/85				15,517.00			
Mineral Wells PSD 04-A Water Revenue	06/17/04	0.000 - 0.000	3,750,000	2,142,857	25,318.96	06/44	UNB	BR
Mineral Wells PSD 04-A Water Reserve	06/17/04				97,498.22			

ACCOUNT NAME	ISSUE DATE	INTEREST	ORIGINAL ISSUANCE	06/30/22 OUTSTANDING	06/30/22 ACCT BALANCE	LAST DEBT	PAYING AGENT	BOND COUNSEL
Mineral Wells PSD 04-B Water Reserve	06/17/04				36,083.08			
Mineral Wells PSD 09-A Water Reserve	10/22/09				35,121.94			
Mineral Wells PSD 13 Water Reserve	06/21/13				8,326.62			
Mineral Wells PSD 97-A Water Reserve	08/14/97				37,716.45			
Mineral Wells PSD 99-A Water Reserve	09/23/99				39,938.59			
Mineral Wells PSD 99-B Water Reserve	09/23/99				121,600.37			
Mingo County PSD 05-A Sewer Revenue	11/09/05	0.000 - 0.000	2,552,180	1,541,251	11,025.94	09/45	UNB	S&J
Mingo County PSD 05-A Sewer Reserve	11/09/05				67,139.16			
Mingo County PSD 00-A Water Reserve	08/28/00				104,236.75			
Mingo County PSD 00-B Water Reserve	08/28/00				94,760.67			
Mingo County PSD 00-C Water Revenue	08/28/00	5.800 - 5.800	2,853,436	2,061,087	81,866.69	10/39	BNY	S&J
Mingo County PSD 00-C Water Reserve	08/28/00				187,691.01			
Mingo County PSD 00-D Water Revenue	08/28/00	5.800 - 5.800	715,000	516,458	20,496.75	10/39	Truist/WDA	S&J
Mingo County PSD 00-D Water Reserve	08/28/00				47,033.32			
Mingo County PSD 00-E Water Revenue	08/28/00	0.000 - 0.000	8,916,818	4,251,710	20,922.82	06/40	UNB	S&J
Mingo County PSD 00-E Water Reserve	08/28/00				236,441.08			
Mingo County PSD 01-A Water Revenue	03/09/01	0.000 - 0.000	837,540	397,282	1,902.32	12/40	UNB	S&J
Mingo County PSD 01-A Water Reserve	03/09/01				21,498.01			
Mingo County PSD 10-A Water Reserve	01/12/10				58,171.52			
Mingo County PSD 11-A Water Reserve	02/10/11				76,804.82			
Mingo County PSD 11-B Water Reserve	02/10/11				8,586.95			
Mingo County PSD 12-A Water Reserve	01/17/12				47,534.95			
Mingo County PSD 12-B Water Reserve	06/18/12				23,413.40			
Mingo County PSD 15-A Water Reserve	03/26/15				30,568.93			
Mingo County PSD 22-A Water Reserve	02/11/22				0.00			
Mingo County PSD 22-B Water Revenue	02/11/22	2.000 - 2.000	500,000	7,500	0.00	06/53	UNB	JK
Mingo County PSD 22-B Water Reserve	02/11/22				0.00			
Mingo County PSD 22-C Water Reserve	02/11/22				0.00			
Monongah 22-A Sewer Revenue	03/31/22	0.750 - 0.750	2,750,000	622,270	0.00	03/52	DEP	BR
Monongah 22-A Sewer Reserve	03/31/22				0.00			

ACCOUNT NAME	ISSUE DATE	INTEREST	ORIGINAL ISSUANCE	06/30/22 OUTSTANDING	06/30/22 ACCT BALANCE	LAST DEBT	PAYING AGENT	BOND COUNSEL
Monongah 98-A Sewer Revenue	10/29/98	0.000 - 0.000	1,982,400	836,727	6,509.49	09/38	UNB	S&J
Monongah 98-A Sewer Reserve	10/29/98				55,513.22			
Monongah 10-A Water Reserve	04/15/10				198,455.94			
Monongah 10-B Water Reserve	04/15/10				7,964.95			
Monongah 18 Water Reserve	12/21/18				35,053.20			
Monongalia County Schools 19 Ref GO	12/05/19	2.285 - 2.892	34,016,500	27,936,874	515,650.94	05/33	KeyBank	BR
Monongalia County Schools 19 Ref Surp Collections	12/05/19				1,642,624.73			
Montgomery 09 Sewer Reserve	09/10/09				16,746.21			
Montgomery 17-A Sewer Revenue	09/07/17	0.250 - 0.250	751,966	678,145	1,970.85	06/57	DEP	G&G
Montgomery 17-A Sewer Reserve	09/07/17				8,350.73			
Montgomery 87-A Sewer Revenue	10/27/87	8.380 - 8.380	1,164,146	404,650	77,018.68	10/26	BNY	JTP
Montgomery 87-A Sewer Reserve	10/27/87				102,479.12			
Montgomery 87-B Sewer Revenue	10/27/87	0.000 - 0.000	285,539	37,571	20,448.27	10/26	BNY	JTP
Montgomery 87-B Sewer Reserve	10/27/87				9,743.61			
Montgomery 93-A Sewer Revenue	01/19/93	7.750 - 7.750	648,387	360,641	33,188.06	10/31	BNY	JTP
Montgomery 93-A Sewer Reserve	01/19/93				53,201.36			
Montgomery 93-B Sewer Revenue	01/19/93	0.000 - 0.000	21,613	5,542	681.51	10/31	BNY	JTP
Montgomery 93-B Sewer Reserve	01/19/93				719.34			
Monumental (Downs) PSD 06-A Water Reserve	07/01/06				37,625.66			
Monumental PSD 21-A Water Reserve	06/25/21				0.00			
Monumental PSD 21-B Water Revenue	06/25/21	1.000 - 1.000	560,545	544,918	0.15	06/61	UNB	S&J
Monumental PSD 21-B Water Reserve	06/25/21				0.00			
Monumental PSD 21-C Water Revenue	06/25/21	2.000 - 2.000	395,580	395,580	0.00	12/52	UNB	S&J
Monumental PSD 21-C Water Reserve	06/25/21				0.00			
Moorefield 09-A Sewer Revenue	03/03/09	0.000 - 0.000	511,051	314,752	2,793.70	12/42	UNB	JK
Moorefield 09-A Sewer Reserve	03/03/09				16,297.69			
Moorefield 87-A Sewer Revenue	11/20/87	8.380 - 8.380	156,720	54,473	9,548.82	10/26	BNY	JK
Moorefield 87-A Sewer Reserve	11/20/87				13,797.41			
Moorefield 87-B Sewer Revenue	11/20/87	0.000 - 0.000	38,440	5,058	4,370.64	10/26	BNY	JK
Moorefield 87-B Sewer Reserve	11/20/87				2,396.04			

ACCOUNT NAME	ISSUE DATE	INTEREST	ORIGINAL ISSUANCE	06/30/22 OUTSTANDING	06/30/22 ACCT BALANCE	LAST DEBT	PAYING AGENT	BOND COUNSEL
Moorefield 07-A Water Revenue	03/01/07	4.100 - 5.000	3,155,000	2,395,000	72,851.65	03/42	DTC	S&J
Moorefield 07-A Water Reserve	03/01/07				194,529.08			
Moorefield 19-A Water Reserve	07/25/19				29,381.89			
Moorefield 19-B Water Reserve	07/25/19				28,964.66			
Moorefield 87-A Water Revenue	11/20/87	8.380 - 8.380	443,275	154,082	26,953.82	10/26	BNY	JK
Moorefield 87-A Water Reserve	11/20/87				39,022.83			
Moorefield 87-B Water Revenue	11/20/87	0.000 - 0.000	108,725	14,306	5,215.71	10/26	BNY	JK
Moorefield 87-B Water Reserve	11/20/87				3,038.67			
Moorefield 92-A Water Revenue	05/28/92	7.750 - 7.750	1,451,613	807,407	70,338.26	10/31	BNY	S&J
Moorefield 92-A Water Reserve	05/28/92				119,106.34			
Moorefield 92-B Water Revenue	05/28/92	0.000 - 0.000	48,387	12,407	1,719.90	10/31	BNY	S&J
Moorefield 92-B Water Reserve	05/28/92				1,317.58			
Moorefield/Hardy County 12-A Sewer Revenue	03/26/12	0.000 - 0.000	16,500,000	13,003,296	43,366.77	03/52	DEP	S&J
Moorefield/Hardy County 12-A Sewer Reserve	03/26/12				364,382.13			
Morgantown 21 Parking Revenue	04/30/21	1.790 - 1.790	2,350,918	2,216,361	15,398.21	06/36	CLEAR MTN BK	S&J
Morgantown 21 Parking Reserve	04/30/21				19,515.97			
Morgantown 00-A Water & Sewer Revenue	02/29/00	0.000 - 0.000	7,842,000	1,212,675	32,132.70	03/26	DEP	S&J
Morgantown 00-A Water & Sewer Reserve	02/29/00				0.00		SB	03/01/2026
Morgantown 00-B Water & Sewer Revenue	02/29/00	0.000 - 0.000	2,488,000	1,145,760	6,638.07	12/39	UNB	S&J
Morgantown 00-B Water & Sewer Reserve	02/29/00				0.00		SB	12/01/2039
Morgantown 06-A Water & Sewer Revenue	06/30/06	2.000 - 2.000	6,410,191	2,197,983	41,372.67	06/28	DEP	S&J
Morgantown 06-A Water & Sewer Reserve	06/30/06				0.00		SB	01/01/2027
Morgantown 07-A Water & Sewer Revenue	08/14/07	2.000 - 2.000	8,500,000	3,439,613	53,847.77	06/29	DEP	S&J
Morgantown 07-A Water & Sewer Reserve	08/14/07				0.00		SB	06/01/2029
Morgantown 10-C Water & Sewer Revenue	01/28/10	2.000 - 2.000	15,380,227	8,645,183	190,527.08	09/32	DEP	S&J
Morgantown 10-C Water & Sewer Reserve	01/28/10				935,808.94			
Morgantown 10-D Water & Sewer Revenue	01/28/10	2.000 - 2.000	9,317,286	5,237,219	122,039.17	09/32	BPH	S&J
Morgantown 10-D Water & Sewer Reserve	01/28/10				667,135.55			
Morgantown 10-E Water & Sewer Revenue	01/28/10	2.000 - 2.000	100,000	56,211	1,111.44	09/32	BPH	S&J
Morgantown 10-E Water & Sewer Reserve	01/28/10				6,087.79			

ACCOUNT NAME	ISSUE DATE	INTEREST	ORIGINAL ISSUANCE	06/30/22 OUTSTANDING	06/30/22 ACCT BALANCE	LAST DEBT	PAYING AGENT	BOND COUNSEL
Morgantown 12-A Water & Sewer Revenue	08/24/12	0.500 - 0.500	570,000	421,669	2,039.98	03/44	BPH	S&J
Morgantown 12-A Water & Sewer Reserve	08/24/12				20,495.29			
Morgantown 13-A (Canyon PSD) Water & Sewer Revenue	08/22/13	0.000 - 0.000	4,605,260	3,421,040	32,097.40	06/48	UNB	S&J
Morgantown 13-A (Canyon PSD) Water & Sewer Reserve	08/22/13				137,549.11			
Morgantown 14-B Water & Sewer Revenue	07/23/14	3.160 - 3.160	505,421	344,555	3,006.52	08/34	JPMC:BH	S&J
Morgantown 14-B Water & Sewer Reserve	07/23/14				34,181.35			
Morgantown 15-A Water & Sewer Revenue	03/31/15	7.750 - 7.750	137,568	76,517	6,879.46	10/31	BNY	BR
Morgantown 15-A Water & Sewer Reserve	03/31/15				11,288.24			
Morgantown 15-B Water & Sewer Revenue	03/31/15	0.000 - 0.000	4,586	1,176	128.44	10/31	BNY	BR
Morgantown 15-B Water & Sewer Reserve	03/31/15				123.63			
Morgantown 15-C Water & Sewer Revenue	03/31/15	0.000 - 0.000	8,111,813	4,536,195	22,909.55	09/43	DEP	G&G
Morgantown 15-C Water & Sewer Reserve	03/31/15				223,151.63			
Morgantown 15-D Water & Sewer Revenue	03/31/15	0.000 - 0.000	1,688,394	1,213,851	4,337.84	12/49	DEP	S&J
Morgantown 15-D Water & Sewer Reserve	03/31/15				44,189.27			
Morgantown 15-E Water & Sewer Revenue	06/11/15	0.000 - 0.000	662,300	556,825	1,723.75	06/55	DEP	S&J
Morgantown 15-E Water & Sewer Reserve	06/11/15				16,892.14			
Morgantown 16-A Water & Sewer Revenue	12/01/16	3.000 - 5.000	69,755,000	63,575,000	1,143,043.52	12/46	DTC	S&J
Morgantown 16-B1 Water & Sewer Revenue	12/15/16	0.750 - 0.750	25,000,000	20,596,662	497,287.64	09/46	DEP	S&J
Morgantown 16-B1 Water & Sewer Reserve	12/15/16				0.00		SB	12/01/2047
Morgantown 17-A Water & Sewer Revenue	12/21/17	2.100 - 3.750	2,695,000	2,475,000	68,976.53	10/47	DTC	S&J
Morgantown 17-A Water & Sewer Reserve	12/21/17				0.00		SB	10/01/2047
Morgantown 18-A2 Water & Sewer Revenue	07/10/18	1.000 - 1.000	140,715	131,728	420.75	06/58	UNB	S&J
Morgantown 18-A2 Water & Sewer Reserve	07/10/18				4,366.16			
Morgantown 18-A Water & Sewer Revenue	01/31/18	1.000 - 1.000	394,074	364,637	1,328.78	12/57	UNB	S&J
Morgantown 18-A Water & Sewer Reserve	01/31/18				12,227.68			
Morgantown 18-B Water & Sewer Revenue	06/28/18	3.000 - 5.000	44,260,000	42,270,000	535,322.88	12/48	DTC	S&J
Morgantown 18-B Water & Sewer Reserve	06/28/18				0.00		SB	12/01/2048
Morgantown (RRP) 19-B Water & Sewer Revenue	08/11/16	0.500 - 0.500	2,546,000	2,187,998	9,049.09	12/47	BPH	S&J
Morgantown (RRP) 19-B Water & Sewer Reserve	08/11/16				95,407.99			
Morgantown 20-A Water & Sewer Refunding Revenue	10/29/20	1.000 - 4.000	31,890,000	30,905,000	800,085.79	12/40	DTC	S&J

ACCOUNT NAME	ISSUE DATE	INTEREST	ORIGINAL ISSUANCE	06/30/22 OUTSTANDING	06/30/22 ACCT BALANCE	LAST DEBT	PAYING AGENT	BOND COUNSEL
Morgantown 20-A Water & Sewer Refunding Reserve	10/29/20				0.00		SB	12/01/2040
Moundsville 11-A Sewer Revenue	06/09/11	2.000 - 2.000	3,678,601	2,158,182	29,752.75	03/33	DEP	S&J
Moundsville 11-A Sewer Reserve	06/09/11				215,997.55			
Moundsville 21 Sewer Revenue	03/18/21	3.300 - 3.300	470,605	423,852	4,628.95	04/31	WESBK-WHEEL	BR
Moundsville 21 Sewer Reserve	03/18/21				3,464.31			
Moundsville 87-A Sewer Revenue	11/18/87	8.380 - 8.380	1,846,978	642,001	112,207.68	10/26	BNY	S&J
Moundsville 87-A Sewer Reserve	11/18/87				162,559.38			
Moundsville 87-B Sewer Revenue	11/18/87	0.000 - 0.000	453,022	59,608	12,050.42	10/26	BNY	S&J
Moundsville 87-B Sewer Reserve	11/18/87				12,609.51			
Moundsville 05-B Water Revenue	12/21/05	5.200 - 5.200	9,745,000	6,532,421	345,252.59	10/35	BNY	S&J
Moundsville 05-B Water Reserve	12/21/05				669,020.38			
Moundsville 21-A Water Refunding Revenue	12/29/21	0.800 - 2.375	3,770,000	3,770,000	87,682.13	09/44	DTC	S&J
Moundsville 21-A Water Refunding Reserve	12/29/21				0.00		SB	03/01/2045
Mountain Top PSD 09-B Water Revenue	01/23/09	0.000 - 0.000	2,673,000	1,857,200	6,465.15	03/49	UNB	S&J
Mountain Top PSD 09-B Water Reserve	01/23/09				73,210.37			
Mt Hope 07-A Water & Sewer Revenue	11/28/07	0.000 - 0.000	646,600	360,996	7,941.71	03/39	DEP	JK
Mt Hope 07-A Water & Sewer Reserve	11/28/07				22,063.85			
Mt Hope 19-A Water & Sewer Revenue	04/24/19	0.000 - 0.000	1,700,000	1,593,013	4,055.61	03/59	DEP	JK
Mt Hope 19-A Water & Sewer Reserve	04/24/19				44,854.63			
Mt Zion PSD 95-A Sewer Reserve	06/21/95				6,155.31			
Mt Zion PSD 95-B Sewer Reserve	06/21/95				948.57			
Mt Zion PSD 10-A Water Reserve	04/26/10				2,829.39			
Mt Zion PSD 10-B Water Reserve	04/26/10				4,188.48			
Mt Zion PSD 84 Water Reserve	02/02/84				9,501.83			
Mt Zion PSD 98 Water Reserve	05/20/98				2,210.29			
Mullens 98-B Sewer Revenue	12/17/98	0.000 - 0.000	2,586,300	1,217,076	15,976.08	06/30	UNB	JK
Mullens 98-B Sewer Reserve	12/17/98				158,870.89			
Nettie Leivasy PSD 00 Water Revenue	08/29/00	5.800 - 5.800	386,000	276,797	11,308.59	10/39	BNY	S&J
Nettie Leivasy PSD 00 Water Reserve	08/29/00				25,208.32			
Nettie Leivasy PSD 11-A Water Revenue	03/02/11	0.000 - 0.000	2,000,000	1,493,506	4,745.57	03/51	UNB	S&J

ACCOUNT NAME	ISSUE DATE	INTEREST	ORIGINAL ISSUANCE	06/30/22 OUTSTANDING	06/30/22 ACCT BALANCE	LAST DEBT	PAYING AGENT	BOND COUNSEL
Nettie Leivasy PSD 11-A Water Reserve	03/02/11				51,991.41			
Nettie Leivasy PSD 11-B Water Revenue	03/02/11	0.000 - 0.000	3,073,000	2,074,249	10,772.40	09/42	BPH	S&J
Nettie Leivasy PSD 11-B Water Reserve	03/02/11				102,521.60			
Nettie Leivasy PSD 11-C Water Revenue	09/29/11	0.000 - 0.000	1,000,000	764,704	2,388.70	09/51	UNB	S&J
Nettie Leivasy PSD 11-C Water Reserve	09/29/11				27,442.69			
Nettie Leivasy PSD 20-A Water Reserve	04/17/20				1,690.81			
Nettie Leivasy PSD 21-A Water Revenue	10/08/21	1.500 - 1.500	2,024,895	731,609	0.00	12/52	BPH	STB
Nettie Leivasy PSD 21-A Water Reserve	10/08/21				0.00			
New Creek PSD 87-A Sewer Revenue	08/17/87	8.380 - 8.380	200,757	69,783	14,751.72	10/26	BNY	S&J
New Creek PSD 87-A Sewer Reserve	08/17/87				17,673.86			
New Creek PSD 87-B Sewer Revenue	08/17/87	0.000 - 0.000	49,243	6,480	3,410.73	10/26	BNY	S&J
New Creek PSD 87-B Sewer Reserve	08/17/87				2,350.06			
New Creek Water 04-B Water Revenue	11/18/04	0.000 - 0.000	1,095,000	636,961	4,751.28	09/44	UNB	S&J
New Creek Water 04-B Water Reserve	11/18/04				30,112.56			
New Creek Water 04-C Water Revenue	11/18/04	3.000 - 3.000	286,000	71,623	3,164.89	06/26	UNB	S&J
New Creek Water 04-C Water Reserve	11/18/04				19,089.04			
New Creek Water 21-A Water Revenue	06/18/21	2.000 - 2.000	5,000,000	763,958	0.00	06/51	UNB	BR
New Creek Water 21-A Water Reserve	06/18/21				0.00			
New Creek Water 21-B Water Reserve	06/18/21				0.00			
New Cumberland 04-A Water & Sewer Revenue	06/18/04	0.000 - 0.000	238,600	133,737	1,216.89	06/44	UNB	S&J
New Cumberland 04-A Water & Sewer Reserve	06/18/04				6,437.14			
New Cumberland 09-A Water & Sewer Revenue	12/15/09	5.000 - 5.000	764,000	398,611	43,783.48	10/29	Truist/WDA	S&J
New Cumberland 09-A Water & Sewer Reserve	12/15/09				61,742.81			
New Cumberland 21-A Water & Sewer Reserve	03/19/21				0.00			
New Cumberland 21-B Water & Sewer Reserve	07/27/21				0.00			
New Cumberland 94-A Water & Sewer Revenue	10/27/94	6.750 - 6.750	647,121	383,673	30,793.39	10/33	BNY	S&J
New Cumberland 94-A Water & Sewer Reserve	10/27/94				47,716.09			
New Haven PSD 00-A Water Revenue	03/02/00	0.000 - 0.000	1,241,000	361,935	8,389.17	03/31	BPH	S&J
New Haven PSD 00-A Water Reserve	03/02/00				0.00		LOC	03/01/2031
New Haven PSD 00-B Water Revenue	03/02/00	0.000 - 0.000	9,004,675	4,098,262	40,294.01	03/40	UNB	S&J

ACCOUNT NAME	ISSUE DATE	INTEREST	ORIGINAL ISSUANCE	06/30/22 OUTSTANDING	06/30/22 ACCT BALANCE	LAST DEBT	PAYING AGENT	BOND COUNSEL
New Haven PSD 00-B Water Reserve	03/02/00				0.00		LOC	03/01/2040
New Haven PSD 00-C Water Revenue	09/21/00	4.500 - 5.875	1,605,000	1,140,000	36,945.42	06/40	BNY	S&J
New Haven PSD 00-C Water Reserve	09/21/00				0.00		LOC	06/01/2040
New Haven PSD 00-D Water Revenue	09/21/00	0.000 - 0.000	767,354	230,184	5,168.34	06/31	BPH	S&J
New Haven PSD 00-D Water Reserve	09/21/00				0.00		LOC	06/01/2031
New Haven PSD 01-A Water Revenue	03/29/01	0.000 - 0.000	995,325	478,500	4,482.09	03/41	UNB	S&J
New Haven PSD 01-A Water Reserve	03/29/01				0.00		LOC	03/01/2041
New Haven PSD 01-B Water Revenue	03/29/01	0.000 - 0.000	732,646	238,095	4,921.38	03/32	BPH	S&J
New Haven PSD 01-B Water Reserve	03/29/01				0.00		LOC	03/01/2032
New Haven PSD 09-A Water Revenue	01/16/09	0.000 - 0.000	802,000	541,448	3,571.61	12/48	UNB	S&J
New Haven PSD 09-A Water Reserve	01/16/09				0.00		LOC	12/01/2048
New Haven PSD 09-B Water Revenue	08/12/09	0.000 - 0.000	651,806	448,670	3,239.04	12/47	UNB	S&J
New Haven PSD 09-B Water Reserve	08/12/09				0.00		LOC	06/01/2049
New Haven 10-B Sewer Refunding Revenue	12/16/10	0.000 - 0.000	3,277,500	2,157,667	10,912.91	03/42	DEP	S&J
New Haven 10-B Sewer Refunding Reserve	12/16/10				109,359.35			
New Haven 03-A & B Water Reserve	09/05/03				33,805.31			
New Haven 15-A Water Revenue	08/27/15	0.500 - 0.500	337,415	271,229	1,556.10	03/46	BPH	S&J
New Haven 15-A Water Reserve	08/27/15				7,862.79			
New Haven 18-A Water Revenue	06/27/18	0.500 - 0.500	5,456,585	5,058,240	22,193.19	03/50	BPH	S&J
New Haven 18-A Water Reserve	06/27/18				45,859.33			
New Martinsville 97-B Water & Sewer Revenue	03/13/97	0.000 - 0.000	6,720,000	2,608,421	46,071.91	03/37	UNB	JK
New Martinsville 97-B Water & Sewer Reserve	03/13/97				184,030.23			
New Martinsville 97-C Water & Sewer Revenue	03/13/97	1.000 - 1.000	420,000	349,643	4,313.51	03/37	UNB	JK
New Martinsville 97-C Water & Sewer Reserve	03/13/97				25,552.68			
Newburg 02 Sewer Reserve	05/03/02				6,066.86			
Newburg 08-A Water Revenue	08/05/08	0.000 - 0.000	522,000	354,812	1,251.61	06/48	UNB	S&J
Newburg 08-A Water Reserve	08/05/08				13,809.29			
Newburg 10-A Water Reserve	07/19/10				18,400.80			
Nitro 00-A Sewer Revenue	06/28/00	0.000 - 0.000	2,050,000	632,071	6,894.50	09/31	DEP	VLF
Nitro 00-A Sewer Reserve	06/28/00				71,829.54			

ACCOUNT NAME	ISSUE DATE	INTEREST	ORIGINAL ISSUANCE	06/30/22 OUTSTANDING	06/30/22 ACCT BALANCE	LAST DEBT	PAYING AGENT	BOND COUNSEL
Nitro 01-A Sewer Revenue	06/05/01	0.000 - 0.000	543,800	172,178	1,955.65	12/31	DEP	VLF
Nitro 01-A Sewer Reserve	06/05/01				19,055.86			
Nitro 09-A Sewer Revenue	11/12/09	0.000 - 0.000	1,910,778	859,838	9,751.39	06/31	DEP	VLF
Nitro 09-A Sewer Reserve	11/12/09				96,366.78			
Nitro 15-A Sewer Revenue	12/03/15	0.500 - 0.500	679,519	540,728	3,111.70	12/39	DEP	JK
Nitro 15-A Sewer Reserve	12/03/15				16,297.29			
Nitro 16-A Sewer Revenue	12/01/16	0.500 - 0.500	2,350,000	1,870,013	10,749.51	12/39	DEP	JK
Nitro 16-A Sewer Reserve	12/01/16				54,803.37			
Nitro 17-A Sewer Revenue	08/29/17	0.500 - 0.500	2,484,559	2,020,059	11,488.25	12/39	DEP	JK
Nitro 17-A Sewer Reserve	08/29/17				52,896.99			
Nitro 18-A Sewer Revenue	10/24/18	0.500 - 0.500	2,757,922	2,344,620	12,827.10	12/39	DEP	JK
Nitro 18-A Sewer Reserve	10/24/18				46,895.29			
North Beckley PSD 03-A Sewer Revenue	09/29/03	0.000 - 0.000	5,307,741	2,300,012	39,991.62	06/35	DEP	BR
North Beckley PSD 03-A Sewer Reserve	09/29/03				187,804.05			
North Beckley PSD 09-A Sewer Revenue	10/29/09	0.000 - 0.000	4,544,324	2,840,176	29,691.28	03/41	DEP	S&J
North Beckley PSD 09-A Sewer Reserve	10/29/09				160,751.97			
North Beckley PSD 15-B Sewer Revenue	06/18/15	1.000 - 1.000	2,309,261	2,115,376	14,815.71	09/54	UNB	STB
North Beckley PSD 15-B Sewer Reserve	06/18/15				77,518.80			
North Beckley PSD 20-A Sewer Revenue	04/30/20	2.750 - 2.750	1,075,000	731,429	13,278.07	03/40	DEP	WLO
North Beckley PSD 20-A Sewer Reserve	04/30/20				4,384.64			
North Hills 04 Sewer Reserve	02/19/04				70,409.44			
Northern Jackson County PSD 10-A Sewer Revenue	09/01/10	1.000 - 1.000	550,000	425,833	1,608.57	09/50	UNB	G&G
Northern Jackson County PSD 10-A Sewer Reserve	09/01/10				17,339.14			
Northern Jackson County PSD 05-A Water Revenue	06/23/05	0.000 - 0.000	2,035,472	1,215,996	9,631.06	06/45	UNB	G&G
Northern Jackson County PSD 05-A Water Reserve	06/23/05				55,861.66			
Northern Jackson County PSD 12-A Water Revenue	07/24/12	0.000 - 0.000	1,910,000	1,498,028	4,648.36	06/52	UNB	G&G
Northern Jackson County PSD 12-A Water Reserve	07/24/12				42,953.87			
Northern Jackson County PSD 20 Water Ref Revenue	12/17/20	2.290 - 2.290	1,415,391	1,293,377	9,319.26	12/35	Truist Govrn	JK
Northern Jackson County PSD 20 Water Ref Reserve	12/17/20				111,586.21			
Northern Wayne County PSD 01-A Sewer Design Revenue	01/30/01	0.000 - 0.000	497,857	161,788	7,748.12	03/32	DEP	S&J

ACCOUNT NAME	ISSUE DATE	INTEREST	ORIGINAL ISSUANCE	06/30/22 OUTSTANDING	06/30/22 ACCT BALANCE	LAST DEBT	PAYING AGENT	BOND COUNSEL
Northern Wayne County PSD 01-A Sewer Design Res	01/30/01				17,547.85			
Northern Wayne County PSD 05-A Sewer Revenue	10/04/05	0.000 - 0.000	4,536,000	2,192,400	21,572.15	12/36	DEP	S&J
Northern Wayne County PSD 05-A Sewer Reserve	10/04/05				159,836.49			
Northern Wayne County PSD 16-A Sewer Refunding Revenue	05/05/16	2.470 - 2.470	1,067,000	607,563	8,389.80	03/29	Truist Govrn	S&J
Northern Wayne County PSD 16-A Sewer Refunding Res	05/05/16				97,921.58			
Northern Wayne County PSD 89-A Sewer Revenue	03/16/89	8.400 - 8.400	2,354,914	1,170,062	108,418.47	10/29	BNY	JK
Northern Wayne County PSD 89-A Sewer Reserve	03/16/89				206,901.76			
Northern Wayne County PSD 89-C Sewer Revenue	03/16/89	0.000 - 0.000	349,086	71,607	7,647.40	10/29	BNY	JK
Northern Wayne County PSD 89-C Sewer Reserve	03/16/89				9,463.40			
Norton-Harding-Jimtown PSD 06-A Sewer Revenue	10/12/06	0.000 - 0.000	333,000	208,358	799.24	09/46	UNB	S&J
Norton-Harding-Jimtown PSD 06-A Sewer Reserve	10/12/06				9,015.86			
Norton-Harding-Jimtown PSD 13-A Sewer Revenue	05/06/13	2.000 - 2.000	1,000,000	803,026	5,744.83	12/44	UNB	S&J
Norton-Harding-Jimtown PSD 13-A Sewer Reserve	05/06/13				44,458.60			
Norton-Harding-Jimtown PSD 04-B Water Revenue	11/30/04	5.500 - 5.500	105,336	35,442	6,190.85	10/26	Truist/WDA	S&J
Norton-Harding-Jimtown PSD 04-B Water Reserve	11/30/04				8,310.20			
Norton-Harding-Jimtown PSD 04-C Water Revenue	11/30/04	6.000 - 6.000	798,427	657,122	26,056.44	10/44	Truist/WDA	S&J
Norton-Harding-Jimtown PSD 04-C Water Reserve	11/30/04				53,470.06			
Norton-Harding-Jimtown PSD 07-A Water Reserve	09/26/07				34,333.44			
Norton-Harding-Jimtown PSD 99-A Water Revenue	02/23/99	0.000 - 0.000	1,380,000	587,598	6,446.12	12/38	UNB	S&J
Norton-Harding-Jimtown PSD 99-A Water Reserve	02/23/99				36,719.78			
Nutter Fort 02 Sewer Revenue	06/04/02	0.000 - 0.000	1,053,812	263,450	5,397.07	09/28	DEP	S&J
Nutter Fort 02 Sewer Reserve	06/04/02				53,967.71			
Nutter Fort 03 Sewer Revenue	07/30/03	0.000 - 0.000	328,000	85,280	5,689.96	12/28	UNB	S&J
Nutter Fort 03 Sewer Reserve	07/30/03				16,499.29			
Nutter Fort 20-A Sewer Revenue	02/27/20	0.250 - 0.250	3,647,964	3,601,821	9,011.35	09/59	DEP	S&J
Nutter Fort 20-A Sewer Reserve	02/27/20				5,921.92			
Nutter Fort 09-A Water Revenue	02/17/09	0.000 - 0.000	1,815,000	1,249,272	4,368.97	12/48	UNB	S&J
Nutter Fort 09-A Water Reserve	02/17/09				49,796.40			
Oak Hill 17-A2 Sewer Revenue	09/21/17	0.250 - 0.250	208,000	164,823	1,373.77	09/57	DEP	BR
Oak Hill 17-A2 Sewer Reserve	09/21/17				1,494.75			

ACCOUNT NAME	ISSUE DATE	INTEREST	ORIGINAL ISSUANCE	06/30/22 OUTSTANDING	06/30/22 ACCT BALANCE	LAST DEBT	PAYING AGENT	BOND COUNSEL
Oak Hill 17-A1 Sewer Revenue	09/21/17	0.250 - 0.250	13,792,000	12,892,168	35,596.14	09/57	DEP	BR
Oak Hill 17-A1 Sewer Reserve	09/21/17				103,659.89			
Oak Hill 17-B Sewer Revenue	09/21/17	1.000 - 1.000	8,365,211	7,662,278	28,778.88	09/57	UNB	BR
Oak Hill 17-B Sewer Reserve	09/21/17				68,912.94			
Oak Hill 88-A Sewer Revenue	08/25/88	9.000 - 9.000	1,764,285	827,894	113,746.25	10/28	BNY	S&J
Oak Hill 88-A Sewer Reserve	08/25/88				164,656.05			
Oak Hill 88-B Sewer Revenue	08/25/88	0.000 - 0.000	441,071	79,151	14,591.61	10/28	BNY	S&J
Oak Hill 88-B Sewer Reserve	08/25/88				20,493.84			
Oak Hill 91-A Sewer Revenue	03/28/91	8.100 - 8.100	1,817,920	889,085	96,479.16	10/29	BNY	S&J
Oak Hill 91-A Sewer Reserve	03/28/91				155,446.58			
Oak Hill 91-B Sewer Revenue	03/28/91	0.000 - 0.000	82,080	17,280	2,328.90	10/29	BNY	S&J
Oak Hill 91-B Sewer Reserve	03/28/91				3,913.17			
Oakland PSD 12-A Water Revenue	05/24/12	0.000 - 0.000	3,014,455	2,185,462	10,740.09	03/44	BPH	S&J
Oakland PSD 12-A Water Reserve	05/24/12				86,435.17			
Oakland PSD 95 Water Revenue	06/28/95	6.750 - 6.750	579,740	343,724	27,097.05	10/33	BNY	G&G
Oakland PSD 95 Water Reserve	06/28/95				42,748.18			
Oakvale Road PSD 02-A Water Revenue	06/04/02	0.000 - 0.000	558,620	279,310	2,400.05	06/42	UNB	S&J
Oakvale Road PSD 02-A Water Reserve	06/04/02				0.00		LOC	06/01/2042
Oakvale Road PSD 11-A Water Revenue	09/08/11	0.000 - 0.000	3,400,000	2,617,085	15,438.71	09/51	UNB	S&J
Oakvale Road PSD 11-A Water Reserve	09/08/11				0.00		LOC	09/01/2051
Oakvale Road PSD 17-A Water Revenue	06/27/17	0.000 - 0.000	2,038,206	1,862,344	8,985.19	06/57	UNB	S&J
Oakvale Road PSD 17-A Water Reserve	06/27/17				19,304.76			
Oakvale Road PSD 96 Water Revenue	12/04/96	3.000 - 3.000	12,700,000	6,457,670	103,002.83	12/36	UNB	S&J
Oakvale Road PSD 96 Water Reserve	12/04/96				0.00		LOC	12/01/2036
Oakvale Road PSD 99-A Water Revenue	04/23/99	3.000 - 3.000	1,268,489	723,422	12,105.32	03/39	UNB	S&J
Oakvale Road PSD 99-A Water Reserve	04/23/99				0.00		LOC	03/01/2039
Oakvale Road PSD 99-B Water Revenue	11/04/99	3.000 - 3.000	731,511	423,889	10,487.98	09/39	UNB	S&J
Oakvale Road PSD 99-B Water Reserve	11/04/99				0.00		LOC	09/01/2039
Oceana 00-A Sewer Revenue	06/16/00	0.000 - 0.000	5,364,000	1,743,300	17,644.59	03/32	DEP	S&J
Oceana 00-A Sewer Reserve (R)*	06/16/00				188,242.15			

ACCOUNT NAME	ISSUE DATE	INTEREST	ORIGINAL ISSUANCE	06/30/22 OUTSTANDING	06/30/22 ACCT BALANCE	LAST DEBT	PAYING AGENT	BOND COUNSEL
Oceana 00-B Sewer Revenue	06/21/00	0.000 - 0.000	7,273,500	3,422,808	17,474.29	06/40	UNB	S&J
Oceana 00-B Sewer Reserve (R)*	06/16/00				200,207.43			
Oceana 18-A Sewer Revenue	08/17/18	0.500 - 0.500	6,420,299	6,391,453	6,347.18	06/48	DEP	S&J
Oceana 18-A Sewer Reserve	08/17/18				8,904.41			
Oceana 92-A Sewer Revenue	11/18/92	7.750 - 7.750	952,364	529,718	39,633.06	10/31	BNY	G&G
Oceana 92-A Sewer Reserve (R)*	11/18/92				78,142.34			
Oceana 92-B Sewer Revenue	11/18/92	0.000 - 0.000	31,746	8,140	634.32	10/31	BNY	G&G
Oceana 92-B Sewer Reserve (R)*	11/18/92				857.94			
Oceana 17-A Water Revenue	12/06/17	0.750 - 0.750	300,000	261,487	2,532.77	03/48	BPH	S&J
Oceana 17-A Water Reserve	12/06/17				4,900.75			
Oceana 18-A Water Revenue	09/26/18	0.750 - 0.750	450,000	409,414	1,567.30	06/49	BPH	S&J
Oceana 18-A Water Reserve	09/26/18				5,187.57			
Oceana 21-A Water Revenue	03/30/21	0.750 - 0.750	2,250,000	1,594,331	0.00	09/52	BPH	S&J
Oceana 21-A Water Reserve	03/30/21				0.00			
Oceana (KOP) 22-A Water Revenue	06/28/22	6.250 - 6.250	644,000	407,357	27,732.43	10/35	BNY	JK
Oceana (KOP) 22-A Water Reserve	09/20/96				44,538.06			
Oceana 96 Water Refunding Revenue	09/20/96	6.250 - 6.250	2,172,800	1,374,385	91,927.50	10/35	BNY	G&G
Oceana 96 Water Refunding Reserve	09/20/96				150,301.06			
Ohio County Develop 11-A Water Revenue	02/28/11	3.000 - 3.000	1,600,000	525,057	34,009.01	09/28	UNB	JK
Ohio County Develop 11-A Water Reserve	02/28/11				106,748.20			
Ohio County PSD 13-A Sewer Revenue	05/16/13	2.000 - 2.000	1,605,000	1,038,587	14,592.35	06/34	DEP	S&J
Ohio County PSD 13-A Sewer Reserve	05/16/13				81,345.17			
Ohio County PSD 86-A Sewer Revenue	05/16/86	9.750 - 9.750	100,320	32,024	7,109.90	10/25	BNY	S&J
Ohio County PSD 86-A Sewer Reserve	05/16/86				10,060.16			
Ohio County PSD 86-B Sewer Revenue	05/16/86	0.000 - 0.000	49,961	5,124	3,259.15	10/25	BNY	S&J
Ohio County PSD 86-B Sewer Reserve	05/16/86				3,012.83			
Ohio County PSD 88-A Sewer Revenue	09/30/88	9.000 - 9.000	694,925	326,096	44,807.28	10/28	BNY	S&J
Ohio County PSD 88-A Sewer Reserve	09/30/88				64,869.68			
Ohio County PSD 88-B Sewer Revenue	09/30/88	0.000 - 0.000	173,731	31,171	9,889.20	10/28	BNY	S&J
Ohio County PSD 88-B Sewer Reserve	09/30/88				5,482.02			

ACCOUNT NAME	ISSUE DATE	INTEREST	ORIGINAL ISSUANCE	06/30/22 OUTSTANDING	06/30/22 ACCT BALANCE	LAST DEBT	PAYING AGENT	BOND COUNSEL
Ohio County PSD 89-A Sewer Revenue	04/03/89	8.400 - 8.400	1,013,841	503,737	50,002.20	04/29	BNY	S&J
Ohio County PSD 89-A Sewer Reserve	04/03/89				89,090.90			
Ohio County PSD 89-B Sewer Revenue	04/03/89	0.000 - 0.000	150,288	30,828	5,705.77	04/29	BNY	S&J
Ohio County PSD 89-B Sewer Reserve	04/03/89				4,744.97			
Ohio County PSD 97-A Sewer Revenue	10/15/97	0.000 - 0.000	1,081,000	415,769	5,179.39	06/37	UNB	S&J
Ohio County PSD 97-A Sewer Reserve	10/15/97				37,699.10			
Ohio County Schools 19 GO	05/09/19	2.000 - 4.000	42,200,000	35,780,000	498,359.99	06/34	DTC	D&S
Ohio County Schools 19 GO Sur Col	05/09/19				753,205.87			
Paden City 11-A Sewer Reserve	02/03/11				89,615.88			
Paden City 17-A Sewer Reserve	02/21/17				66,689.63			
Paden City 17-B Sewer Reserve	02/21/17				12,012.36			
Paden City 87-A Sewer Revenue	04/28/87	8.380 - 8.380	536,426	186,460	36,047.60	10/26	BNY	S&J
Paden City 87-A Sewer Reserve	04/28/87				47,221.71			
Paden City 87-B Sewer Revenue	04/28/87	0.000 - 0.000	131,574	17,313	4,844.51	10/26	BNY	S&J
Paden City 87-B Sewer Reserve	04/28/87				4,370.87			
Paden City 01-A Water Reserve	04/26/01				107,902.84			
Paden City 21-A Water Reserve	05/06/21				0.00			
Page-Kincaid PSD 09-A Sewer Reserve	06/11/09				30,333.41			
Page-Kincaid PSD 09-B Sewer Revenue	06/11/09	0.000 - 0.000	470,000	329,608	1,023.64	06/49	UNB	S&J
Page-Kincaid PSD 09-B Sewer Reserve	06/11/09				12,220.68			
Page-Kincaid PSD 13-A Sewer Reserve	06/13/13				10,279.46			
Page-Kincaid PSD 88-A Sewer Revenue	07/01/88	9.000 - 9.000	112,000	52,555	7,143.84	10/28	BNY	S&J
Page-Kincaid PSD 88-A Sewer Reserve	07/01/88				10,454.93			
Page-Kincaid PSD 88-B Sewer Revenue	07/01/88	0.000 - 0.000	28,000	5,024	920.29	10/28	BNY	S&J
Page-Kincaid PSD 88-B Sewer Reserve	07/01/88				1,286.89			
Page-Kincaid PSD 93 Water Reserve	04/22/93				5,670.46			
Page-Kincaid PSD 98 Water Reserve	11/13/98				14,271.77			
Parkersburg 03-A Water & Sewer Revenue	03/04/03	3.000 - 3.000	4,000,000	515,822	22,515.14	06/24	UNB	S&J
Parkersburg 03-A Water & Sewer Reserve	03/04/03				266,939.18			
Parkersburg 03-B Water & Sewer Revenue	03/04/03	5.000 - 5.000	3,250,000	476,852	185,082.86	10/23	BNY	S&J

ACCOUNT NAME	ISSUE DATE	INTEREST	ORIGINAL ISSUANCE	06/30/22 OUTSTANDING	06/30/22 ACCT BALANCE	LAST DEBT	PAYING AGENT	BOND COUNSEL
Parkersburg 03-B Water & Sewer Reserve	03/04/03				256,692.98			
Parkersburg 03-D Water & Sewer Revenue	08/04/03	3.000 - 3.000	926,000	133,844	5,216.94	09/24	UNB	S&J
Parkersburg 03-D Water & Sewer Reserve	08/04/03				61,807.16			
Parkersburg 03-E Water & Sewer Revenue	08/04/03	2.000 - 2.000	4,326,705	639,805	24,105.27	12/24	DEP	S&J
Parkersburg 03-E Water & Sewer Reserve	08/04/03				263,257.33			
Parkersburg 06-D Water & Sewer Refunding Revenue	12/14/06	0.000 - 0.000	9,000,000	4,725,000	27,149.00	03/38	DEP	S&J
Parkersburg 06-D Water & Sewer Refunding Reserve	12/14/06				313,900.77			
Parkersburg 06-E Water & Sewer Revenue	12/14/06	0.000 - 0.000	4,175,342	2,171,212	13,415.11	06/37	DEP	S&J
Parkersburg 06-E Water & Sewer Reserve	12/14/06				154,422.75			
Parkersburg 11-A Water & Sewer Revenue	03/16/11	2.000 - 2.000	5,800,000	3,331,647	32,307.30	12/32	BPH	S&J
Parkersburg 11-A Water & Sewer Reserve	03/16/11				350,748.72			
Parkersburg 12-A Water & Sewer Revenue	05/23/12	0.000 - 0.000	5,731,700	3,224,082	25,403.10	09/33	DEP	S&J
Parkersburg 12-A Water & Sewer Reserve	05/23/12				261,667.50			
Parkersburg 14-B Water & Sewer Revenue	08/27/14	1.000 - 1.000	12,676,820	9,590,235	59,012.75	03/37	UNB	S&J
Parkersburg 14-B Water & Sewer Reserve	08/27/14				380,401.69			
Parkersburg 21-A Water & Sewer Refunding Revenue	07/14/21	0.400 - 3.000	7,585,000	7,585,000	1,759,328.17	08/25	DTC	S&J
Parkersburg 21-A Water & Sewer Refunding Reserve	07/14/21				0.00		SB	08/01/2025
Parkersburg 22-A Water & Sewer Revenue	03/09/22	2.000 - 2.000	11,000,000	275,000	0.00	09/48	BPH	S&J
Parkersburg 22-A Water & Sewer Reserve	03/09/22				0.00			
Parsons 06-A Water & Sewer Revenue	08/22/06	0.000 - 0.000	454,300	281,371	2,290.51	06/46	UNB	S&J
Parsons 06-A Water & Sewer Reserve	08/22/06				11,779.35			
Parsons 07-A Water & Sewer Revenue	04/24/07	0.000 - 0.000	1,109,250	346,625	9,695.88	09/28	UNB	S&J
Parsons 07-A Water & Sewer Reserve	04/24/07				57,718.38			
Parsons 10-A Water & Sewer Revenue	05/04/10	0.000 - 0.000	1,150,000	823,520	2,810.41	03/50	UNB	S&J
Parsons 10-A Water & Sewer Reserve	05/04/10				31,397.14			
Parsons 89-A Water & Sewer Revenue	11/22/89	8.400 - 8.400	269,103	133,706	14,697.25	10/29	BNY	S&J
Parsons 89-A Water & Sewer Reserve	11/22/89				23,647.50			
Parsons 89-B Water & Sewer Revenue	11/22/89	0.000 - 0.000	39,891	8,183	2,156.58	10/29	BNY	S&J
Parsons 89-B Water & Sewer Reserve	11/22/89				1,688.54			
Parsons 96 Water & Sewer Revenue	05/08/96	6.250 - 6.250	457,500	288,868	17,971.47	10/35	BNY	S&J

ACCOUNT NAME	ISSUE DATE	INTEREST	ORIGINAL ISSUANCE	06/30/22 OUTSTANDING	06/30/22 ACCT BALANCE	LAST DEBT	PAYING AGENT	BOND COUNSEL
Parsons 96 Water & Sewer Reserve	05/08/96				31,595.47			
Paw Paw Rt 19 PSD 08-A Water Reserve	06/09/08				56,839.48			
Paw Paw Rt 19 PSD 17-A Water Reserve	05/11/17				8,936.74			
Paw Paw 12-A Sewer Revenue	08/24/12	0.000 - 0.000	487,777	377,379	1,186.49	09/51	UNB	S&J
Paw Paw 12-A Sewer Reserve	08/24/12				13,670.29			
Paw Paw 21-A Sewer Revenue	11/18/21	1.000 - 1.000	151,130	151,130	0.00	09/61	UNB	S&J
Paw Paw 21-A Sewer Reserve	11/18/21				0.00			
Paw Paw 22-A Water Revenue	03/31/22	1.000 - 1.000	200,000	64,256	509.65	03/62	UNB	S&J
Paw Paw 22-A Water Reserve	03/31/22				50.87			
Pax 20-A Sewer Reserve	02/07/20				348.64			
Pea Ridge PSD 03-A Sewer Revenue	08/19/03	0.000 - 0.000	12,429,500	5,282,529	54,795.71	03/35	DEP	S&J
Pea Ridge PSD 03-A Sewer Reserve	08/19/03				437,916.02			
Pea Ridge PSD 03-B Sewer Revenue	08/19/03	5.000 - 5.000	100,000	15,004	5,900.21	10/23	BNY	S&J
Pea Ridge PSD 03-B Sewer Reserve (R)*	08/19/03				8,078.38			
Pea Ridge PSD 07-A Sewer Revenue	08/28/07	0.000 - 0.000	1,043,821	565,376	3,466.11	09/38	DEP	S&J
Pea Ridge PSD 07-A Sewer Reserve	08/28/07				36,255.57			
Pea Ridge PSD 14-A Sewer Revenue	10/08/14	0.500 - 0.500	8,156,112	6,880,120	43,810.91	09/37	DEP	S&J
Pea Ridge PSD 14-A Sewer Reserve	10/22/14				397,835.74			
Pea Ridge PSD 17-A Sewer Revenue	10/17/17	2.000 - 2.000	2,500,000	2,334,061	14,367.20	12/49	UNB	S&J
Pea Ridge PSD 17-A Sewer Reserve	10/17/17				28,727.66			
Pendleton County PSD 09-A Water Reserve	10/26/09				13,465.28			
Pendleton County PSD 17-A Water Reserve	08/03/17				6,087.08			
Pennsboro 12-A Sewer Revenue	12/11/12	0.000 - 0.000	443,618	353,718	1,062.24	12/52	DEP	S&J
Pennsboro 12-A Sewer Reserve	12/11/12				9,095.65			
Pennsboro 17-A Sewer Revenue	05/03/17	0.250 - 0.250	2,585,090	2,340,762	6,308.23	09/56	DEP	S&J
Pennsboro 17-A Sewer Reserve	05/03/17				27,370.14			
Pennsboro 93 Sewer Reserve	04/12/93				22,130.23			
Pennsboro 21-A Water Revenue	08/05/21	1.000 - 1.000	2,800,000	2,033,895	0.00	06/61	UNB	S&J
Pennsboro 21-A Water Reserve	08/05/21				0.00			
Pennsboro 99 Water Reserve	05/05/99				25,929.54			

ACCOUNT NAME	ISSUE DATE	INTEREST	ORIGINAL ISSUANCE	06/30/22 OUTSTANDING	06/30/22 ACCT BALANCE	LAST DEBT	PAYING AGENT	BOND COUNSEL
Petersburg 03-A Sewer Revenue	07/15/03	0.000 - 0.000	4,415,311	2,297,141	28,617.48	09/41	DEP	S&J
Petersburg 03-A Sewer Reserve	07/15/03				126,050.51			
Petersburg 16-A Sewer Revenue	09/21/16	1.000 - 1.000	710,000	654,845	2,013.19	09/56	UNB	S&J
Petersburg 16-A Sewer Reserve	09/21/16				8,151.73			
Petersburg 16-B Sewer Reserve	09/21/16				22,238.68			
Petersburg 87-A Sewer Revenue	04/23/87	8.380 - 8.380	650,306	226,043	34,840.84	10/26	BNY	S&J
Petersburg 87-A Sewer Reserve	04/23/87				57,245.83			
Petersburg 87-B Sewer Revenue	04/23/87	0.000 - 0.000	159,506	20,989	3,299.64	10/26	BNY	S&J
Petersburg 87-B Sewer Reserve	04/23/87				4,430.20			
Petersburg 09-A Water Revenue	04/16/09	2.000 - 2.000	2,700,000	1,280,014	18,702.99	12/30	BPH	S&J
Petersburg 09-A Water Reserve	04/16/09				164,280.84			
Petersburg 09-C Water Revenue	04/16/09	0.000 - 0.000	2,500,000	1,541,643	6,916.71	12/40	BPH	S&J
Petersburg 09-C Water Reserve	08/13/09				83,463.89			
Petersburg 96 Water Revenue	08/29/96	6.250 - 6.250	492,590	311,024	16,095.90	10/35	BNY	S&J
Petersburg 96 Water Reserve	08/29/96				34,018.72			
Philippi 02 Sewer Revenue	11/12/02	0.000 - 0.000	1,162,700	445,694	30,207.25	12/33	DEP	S&J
Philippi 02 Sewer Reserve	11/12/02				41,341.50			
Philippi 13-A Sewer Refunding Revenue	06/27/13	0.000 - 0.000	4,074,770	3,280,970	10,802.52	06/53	DEP	S&J
Philippi 13-A Sewer Refunding Reserve	06/27/13				82,653.23			
Philippi 09-B Water Reserve	04/16/09				125,412.00			
Philippi 11-A Water Reserve	06/09/11				224,047.76			
Philippi 11-B Water Revenue	06/09/11	0.000 - 0.000	2,074,000	1,451,776	6,401.17	06/43	UNB	S&J
Philippi 11-B Water Reserve	06/09/11				69,136.00			
Philippi 11-C Water Revenue	06/09/11	0.000 - 0.000	1,946,000	1,485,092	4,747.78	06/51	UNB	S&J
Philippi 11-C Water Reserve	06/09/11				51,212.00			
Philippi 18-A Water Reserve	05/09/18				13,633.76			
Piedmont 17-A Sewer Revenue	05/03/17	1.000 - 1.000	1,036,000	946,648	4,371.95	03/57	UNB	S&J
Piedmont 17-A Sewer Reserve	05/03/17				13,313.17			
Piedmont 01-A Water Reserve	03/15/01				52,375.73			
Piedmont 01-B Water Reserve	03/15/01				19,300.13			

ACCOUNT NAME	ISSUE DATE	INTEREST	ORIGINAL ISSUANCE	06/30/22 OUTSTANDING	06/30/22 ACCT BALANCE	LAST DEBT	PAYING AGENT	BOND COUNSEL
Pine Grove 93 Sewer Reserve	04/01/93				6,373.29			
Pineville 08-A Water Reserve	09/15/08				73,604.88			
Pineville 22-A Water Revenue	01/12/22	1.000 - 1.000	550,000	314,613	0.00	09/52	BPH	S&J
Pineville 22-A Water Reserve	01/12/22				0.00			
Pleasant Hill PSD 04 Water Reserve	01/01/04				8,132.54			
Pleasant Hill PSD 12-A Water Reserve	06/28/12				10,879.42			
Pleasant Hill PSD 16-A Water Reserve	03/11/16				7,276.32			
Pleasant Hill PSD 89 Water Reserve	10/02/89				13,923.34			
Pleasant Hill PSD 94 Water Reserve	09/09/94				7,676.11			
Pleasant Valley PSD 95 Water Revenue	12/07/95	6.750 - 6.750	476,000	282,519	18,187.62	10/33	BNY	S&J
Pleasant Valley PSD 95 Water Reserve	12/07/95				35,135.79			
Pleasants County Devel Auth 10-A Water Lease Revenue	06/11/10	0.000 - 0.000	3,000,000	1,050,000	18,748.79	09/27	UNB	JK
Pleasants County Devel Auth 10-A Water Lease Res	06/11/10				211,438.72			
Pleasants County Devel Auth 10-B Water Lease Revenue	06/11/10	4.000 - 4.000	100,000	47,148	6,174.08	10/27	Truist/WDA	JK
Pleasants County Devel Auth 10-B Water Lease Res	06/11/10				9,514.51			
Pleasants County Devel Auth 10-C Water Lease Revenue	08/19/10	4.000 - 4.000	900,000	424,335	56,658.93	10/27	Truist/WDA	JK
Pleasants County Devel Auth 10-C Water Lease Res	08/19/10				81,036.79			
Pleasants County PSD 10-A Water Reserve	06/11/10				19,073.75			
Pleasants County Schools 21 Ref GO	03/24/21	0.400 - 3.000	7,015,000	5,490,000	108,037.83	05/26	DTC	D&S
Pleasants County Schools 21 Ref GO Sur Col	03/24/21				218,935.73			
Pocahontas County PSD 08-A Sewer Revenue	12/30/08	0.000 - 0.000	2,022,009	1,220,709	5,946.01	09/41	UNB	S&J
Pocahontas County PSD 08-A Sewer Reserve	12/30/08				67,734.23			
Pocahontas County PSD 15-A Sewer Revenue	04/29/15	0.000 - 0.000	11,000,000	9,370,030	29,393.64	03/55	DEP	S&J
Pocahontas County PSD 15-A Sewer Reserve	04/29/15				143,957.14			
Pocahontas County PSD 15-B Sewer Revenue	04/29/15	1.000 - 1.000	16,089,990	14,320,668	52,953.47	03/55	UNB	S&J
Pocahontas County PSD 15-B Sewer Reserve	04/29/15				252,774.22			
Pocahontas County PSD 21-A Sewer Revenue	11/18/21	0.250 - 0.250	974,367	98,950	0.00	09/61	DEP	S&J
Pocahontas County PSD 21-A Sewer Reserve	11/18/21				0.00			
Pocahontas County PSD 11-A Water Revenue	02/24/11	0.000 - 0.000	295,448	217,056	707.44	12/50	UNB	S&J
Pocahontas County PSD 11-A Water Reserve	02/24/11				7,655.41			

ACCOUNT NAME	ISSUE DATE	INTEREST	ORIGINAL ISSUANCE	06/30/22 OUTSTANDING	06/30/22 ACCT BALANCE	LAST DEBT	PAYING AGENT	BOND COUNSEL
Pocahontas County PSD 18-A Water Revenue	02/28/18	3.000 - 3.000	2,109,085	1,845,994	26,491.05	03/39	UNB	S&J
Pocahontas County PSD 18-A Water Reserve	02/28/18				47,112.88			
Pt Pleasant 13-A Water & Sewer Revenue	06/27/13	2.000 - 2.000	3,713,058	2,446,895	23,413.59	09/34	DEP	S&J
Pt Pleasant 13-A Water & Sewer Reserve	06/27/13				182,223.99			
Pt Pleasant 89-A Water & Sewer Revenue	06/27/89	8.400 - 8.400	1,837,600	913,029	109,702.99	04/29	BNY	S&J
Pt Pleasant 89-A Water & Sewer Reserve	06/27/89				161,451.62			
Pt Pleasant 89-B Water & Sewer Revenue	06/27/89	0.000 - 0.000	272,400	55,877	11,117.60	04/29	BNY	S&J
Pt Pleasant 89-B Water & Sewer Reserve	06/27/89				12,656.82			
Pratt 14-A Sewer Revenue	07/23/14	0.000 - 0.000	821,878	678,697	2,164.49	06/54	DEP	S&J
Pratt 14-A Sewer Reserve	07/23/14				14,883.44			
Preston County PSD #1 07-A Water Revenue	07/12/07	0.000 - 0.000	1,391,300	903,410	3,365.53	06/47	UNB	S&J
Preston County PSD #1 07-A Water Reserve	07/12/07				39,933.01			
Preston County PSD #1 07-B Water Revenue	07/12/07	0.000 - 0.000	806,838	443,742	2,875.72	12/38	BPH	S&J
Preston County PSD #1 07-B Water Reserve	07/12/07				28,457.85			
Preston County PSD #1 13-A Water Revenue	08/07/13	1.000 - 1.000	490,418	406,594	1,935.86	06/53	UNB	S&J
Preston County PSD #1 13-A Water Reserve	08/07/13				16,474.07			
Preston County PSD #1 18 Water Revenue	05/16/18	3.000 - 3.000	3,520,000	3,389,957	16,140.60	12/47	UNB	BR
Preston County PSD #1 18 Water Reserve	05/16/18				30,236.02			
Preston County PSD #1 95-A Water Reserve	09/19/95				35,631.29			
Preston County PSD #1 95-B Water Reserve	09/19/95				65,628.00			
Preston County PSD #4 10-A Water Revenue	12/22/10	0.000 - 0.000	1,030,000	526,769	6,377.68	03/31	UNB	S&J
Preston County PSD #4 10-A Water Reserve	12/22/10				68,801.39			
Preston County PSD #4 12-A Water Revenue	11/21/12	0.500 - 0.500	3,903,853	2,887,955	15,677.00	03/44	BPH	S&J
Preston County PSD #4 12-A Water Reserve	11/21/12				122,220.84			
Preston County PSD #4 13-A Water Revenue	10/23/13	2.000 - 2.000	273,026	222,727	1,646.47	06/45	UNB	S&J
Preston County PSD #4 13-A Water Reserve	10/23/13				8,911.39			
Preston County PSD #4 16-A Water Revenue	12/15/16	2.500 - 2.500	1,932,071	1,639,148	16,477.47	09/38	BPH	S&J
Preston County PSD #4 16-A Water Reserve	12/15/16				47,554.34			
Preston County PSD #4 (East) 97-A Water Revenue	11/07/97	6.250 - 6.250	290,000	184,424	11,455.80	10/35	BNY	S&J
Preston County PSD #4 (East) 97-A Water Reserve	11/07/97				20,172.07			

ACCOUNT NAME	ISSUE DATE	INTEREST	ORIGINAL ISSUANCE	06/30/22 OUTSTANDING	06/30/22 ACCT BALANCE	LAST DEBT	PAYING AGENT	BOND COUNSEL
Preston County PSD 21-A Sewer Revenue	04/15/21	0.250 - 0.250	3,696,000	3,558,533	0.00	03/61	DEP	S&J
Preston County PSD 21-A Sewer Reserve	04/15/21				0.00			
Preston County Schools 20 Refunding GO	05/05/20	1.786 - 2.261	19,694,667	13,486,932	699,044.39	05/26	KeyBank	BR
Preston County Schools 20 Refunding Sur Col	05/05/20				1,171,070.02			
Prichard PSD 05-A Sewer Revenue	12/13/05	0.000 - 0.000	817,354	496,823	1,983.20	09/45	UNB	S&J
Prichard PSD 05-A Sewer Reserve	12/13/05				25,603.17			
Princeton 11 Sewer Refunding Revenue	03/03/11	0.000 - 0.000	9,100,000	6,218,308	28,080.17	12/42	DEP	G&G
Princeton 11 Sewer Refunding Reserve	03/03/11				303,635.50			
Putnam County Building Commission 00-A Water Revenue	01/27/00	4.350 - 6.375	6,610,000	4,665,000	113,586.82	06/39	BNY	S&J
Putnam County Building Commission 00-B Water Revenue	01/27/00	4.350 - 6.375	3,800,000	2,010,000	38,527.43	06/39	BNY	S&J
Putnam County Building Commission 08-A Water Revenue	07/23/08	0.000 - 0.000	2,845,524	1,899,412	7,022.05	09/47	UNB	S&J
Putnam County Building Comm 08-A Water Reserve	07/23/08				79,981.80			
Putnam County Schools 20 Ref GO	11/25/20	0.527 - 1.253	17,695,000	11,370,000	447,119.73	05/25	DTC	D&S
Putnam County Schools 20 Ref GO Sur Col	11/25/20				3,000,074.32			
Putnam PSD 02-B Sewer Revenue	03/07/02	2.000 - 2.000	1,422,000	85,371	9,229.85	06/23	DEP	S&J
Putnam PSD 02-B Sewer Reserve	03/07/02				86,529.67			
Putnam PSD 07-A Sewer Revenue	03/19/07	3.000 - 3.000	2,330,000	850,108	13,950.37	06/28	UNB	S&J
Putnam PSD 07-A Sewer Reserve	03/19/07				0.00		SB	06/01/2028
Putnam PSD 08-A Sewer Revenue	01/28/08	2.000 - 2.000	3,680,000	1,457,837	21,862.27	06/29	DEP	S&J
Putnam PSD 08-A Sewer Reserve	01/28/08				0.00		SB	06/01/2029
Putnam PSD 08-B Sewer Revenue	06/06/08	0.000 - 0.000	502,000	334,516	1,176.89	12/47	UNB	S&J
Putnam PSD 08-B Sewer Reserve	06/06/08				0.00		SB	12/01/2047
Putnam PSD 09-C Sewer Revenue	10/29/09	0.000 - 0.000	1,050,500	485,848	9,661.82	09/31	DEP	S&J
Putnam PSD 09-C Sewer Reserve	10/29/09				0.00		SB	09/01/2031
Putnam PSD 20-A Sewer Revenue	03/31/20	2.250 - 4.000	6,000,000	5,745,000	111,211.01	12/45	DTC	S&J
Putnam PSD 20-A Sewer Reserve	03/31/20				371,877.11			
Putnam PSD 21-A Sewer Refunding Revenue	06/29/21	0.566 - 3.206	6,515,000	6,320,000	112,149.24	04/42	DTC	S&J
Putnam PSD 21-A Sewer Refunding Reserve	06/29/21				0.00		SB	04/01/2042
Putnam PSD 21-B Sewer Refunding Revenue	06/29/21	0.700 - 3.000	24,645,000	24,165,000	292,343.25	04/51	DTC	S&J
Putnam PSD 21-B Sewer Refunding Reserve	06/29/21				0.00		SB	04/01/2051

ACCOUNT NAME	ISSUE DATE	INTEREST	ORIGINAL ISSUANCE	06/30/22 OUTSTANDING	06/30/22 ACCT BALANCE	LAST DEBT	PAYING AGENT	BOND COUNSEL
Putnam PSD (POA) 87-A Sewer Revenue	03/12/87	8.380 - 8.380	878,743	305,446	46,964.51	10/26	BNY	S&J
Putnam PSD (POA) 87-A Sewer Reserve	03/12/87				0.00		SB	10/01/2026
Putnam PSD (POA) 87-B Sewer Revenue	03/12/87	0.000 - 0.000	215,535	28,359	4,495.96	10/26	BNY	S&J
Putnam PSD (POA) 87-B Sewer Reserve	03/12/87				5,922.98			
Putnam PSD (POA) 90-A Sewer Revenue	02/23/90	7.850 - 7.850	214,969	102,932	9,770.71	10/29	BNY	S&J
Putnam PSD (POA) 90-A Sewer Reserve	02/23/90				17,830.68			
Putnam PSD (POA) 90-B Sewer Revenue	02/23/90	0.000 - 0.000	10,031	2,058	203.23	10/29	BNY	S&J
Putnam PSD (POA) 90-B Sewer Reserve	02/23/90				269.39			
Putnam PSD 08-A Water Revenue	01/28/08	5.000 - 5.000	1,436,000	1,213,066	35,259.24	10/47	Truist/WDA	S&J
Putnam PSD 08-A Water Reserve	01/28/08				1.00		SB	10/01/2047
Putnam PSD 09-A Water Revenue	12/04/09	2.000 - 2.000	627,000	297,249	3,422.87	12/30	BPH	S&J
Putnam PSD 09-A Water Reserve	12/04/09				0.45		SB	12/01/2030
Putnam PSD 09-B Water Revenue	12/04/09	2.000 - 2.000	100,000	47,409	547.78	12/30	BPH	S&J
Putnam PSD 09-B Water Reserve	12/04/09				0.00		SB	12/01/2030
Putnam PSD 20-A Water Revenue	08/06/20	1.000 - 3.000	6,825,000	6,540,000	167,254.73	11/45	DTC	S&J
Putnam PSD 20-A Water Reserve	08/06/20				0.00		SB	11/01/2045
Putnam PSD 21-A Water Refunding Revenue	06/29/21	0.700 - 3.000	16,055,000	15,685,000	63,807.40	06/51	DTC	S&J
Putnam PSD 21-A Water Refunding Reserve	06/29/21				0.00		SB	06/01/2051
Putnam PSD 99-A Water Revenue	06/16/99	5.800 - 5.800	6,440,000	5,516,836	175,880.67	10/38	BNY	S&J
Putnam PSD 99-A Water Reserve	06/16/99				0.69		SB	10/01/2038
Putnam PSD 99-B Water Revenue	06/16/99	3.400 - 5.500	5,425,000	2,515,000	205,787.19	10/38	BNY	S&J
Putnam PSD 99-B Water Reserve	06/16/99				2.21		SB	10/01/2038
Putnam Union PSD 97-A Water Revenue	03/07/97	6.250 - 6.250	350,000	221,594	16,206.28	10/35	BNY	JK
Putnam Union PSD 97-A Water Reserve	03/07/97				24,389.48			
Rainelle 15-A Water Reserve	03/11/15				45,937.23			
Raleigh County PSD 22-A Water Refunding Revenue	03/01/22	1.200 - 4.000	15,270,000	15,070,000	77,941.71	06/52	DTC	S&J
Ravencliff-McGraws-Saulsville PSD 09-A Water Res	02/02/09				63,562.80			
Ravencliff-McGraws-Saulsville PSD 09-B Water Revenue	02/02/09	0.000 - 0.000	1,586,000	1,091,648	4,101.23	12/48	UNB	S&J
Ravencliff-McGraws-Saulsville PSD 09-B Water Res	02/02/09				41,496.50			
Ravencliff-McGraws-Saulsville PSD 12-A Water Res	03/19/12				10,251.69			

ACCOUNT NAME	ISSUE DATE	INTEREST	ORIGINAL ISSUANCE	06/30/22 OUTSTANDING	06/30/22 ACCT BALANCE	LAST DEBT	PAYING AGENT	BOND COUNSEL
Ravenclyff-McGraws-Saulsville PSD 17-A Water Ref Revenue	01/24/17	3.400 - 3.400	148,900	87,940	1,398.37	08/28	OVB:BH	S&J
Ravenclyff-McGraws-Saulsville PSD 17-A W Ref Res	01/24/17				14,906.34			
Ravenclyff-McGraws-Saulsville PSD 17-B Water Ref Revenue	01/24/17	3.500 - 3.500	35,800	26,031	262.53	11/32	OVB:BH	S&J
Ravenclyff-McGraws-Saulsville PSD 17-B W Ref Res	01/24/17				3,015.80			
Ravenclyff-McGraws-Saulsville PSD 17-C Water Ref Revenue	01/24/17	3.550 - 3.550	187,900	144,428	1,266.98	11/34	OVB:BH	S&J
Ravenclyff-McGraws-Saulsville PSD 17-C W Ref Res	01/24/17				14,459.97			
Ravenclyff-McGraws-Saulsville PSD 19-A Water Res	03/01/19				8,716.30			
Ravenclyff-McGraws-Saulsville PSD 97 Water Reserve	08/20/97				56,306.04			
Ravenswood 06-A Sewer Reserve	06/19/06				148,627.25			
Ravenswood 06-B Sewer Reserve	06/19/06				73,472.92			
Ravenswood 12-A Sewer Reserve	06/07/12				60,919.64			
Ravenswood 06-A Water Revenue	04/25/06	3.000 - 3.000	733,958	226,423	12,253.78	06/27	UNB	S&J
Ravenswood 06-A Water Reserve	04/25/06				48,990.03			
Ravenswood 21-A Water Revenue	11/18/21	2.360 - 2.360	5,062,245	1,107,981	0.00	06/48	BPH	S&J
Ravenswood 21-A Water Reserve	11/18/21				0.00			
Ravenswood 21-B Water Revenue	11/18/21	3.000 - 3.000	1,027,193	460,038	0.00	06/43	UNB	S&J
Ravenswood 21-B Water Reserve	11/18/21				0.00			
Red Sulphur PSD 05-A Water & Sewer Revenue	08/11/05	0.000 - 0.000	4,150,000	2,528,476	29,349.00	06/45	UNB	S&J
Red Sulphur PSD 05-A Water & Sewer Reserve	08/11/05				115,483.66			
Red Sulphur PSD 06-B Water & Sewer Revenue	11/06/06	0.000 - 0.000	473,000	473,000	61,128.94	09/46	UNB	S&J
Red Sulphur PSD 06-B Water & Sewer Reserve	11/06/06				25,444.97			
Red Sulphur PSD 21-A Water & Sewer Refunding Revenue	02/26/21	2.150 - 2.150	851,400	743,747	8,655.97	04/30	NBB:BH	S&J
Red Sulphur PSD 21-A Water & Sewer Ref Reserve	02/26/21				71,257.95			
Red Sulphur PSD 21-B Water & Sewer Refunding Revenue	02/26/21	2.180 - 2.180	3,904,300	3,681,769	21,847.33	03/36	NBB:BH	S&J
Red Sulphur PSD 21-B Water & Sewer Ref Reserve	02/26/21				326,768.81			
Red Sulphur PSD 87-A Water & Sewer Revenue	11/16/87	8.380 - 8.380	738,647	256,752	48,876.78	10/26	BNY	S&J
Red Sulphur PSD 87-A Water & Sewer Reserve	11/16/87				65,026.16			
Red Sulphur PSD 87-B Water & Sewer Revenue	11/16/87	0.000 - 0.000	181,173	23,839	4,629.39	10/26	BNY	S&J
Red Sulphur PSD 87-B Water & Sewer Reserve	11/16/87				5,040.92			
Reedsville 01 Sewer Reserve	08/22/01				25,841.41			

ACCOUNT NAME	ISSUE DATE	INTEREST	ORIGINAL ISSUANCE	06/30/22 OUTSTANDING	06/30/22 ACCT BALANCE	LAST DEBT	PAYING AGENT	BOND COUNSEL
Reedsville 12-A Sewer Revenue	03/15/12	0.000 - 0.000	1,751,032	1,357,686	4,711.97	12/51	DEP	S&J
Reedsville 12-A Sewer Reserve	03/15/12				41,012.62			
Reedy 14 Water Reserve	09/25/14				1,847.82			
Reedy 83 Water Reserve	09/19/83				6,960.08			
Richwood 02 Water & Sewer Revenue	12/18/02	0.000 - 0.000	682,314	250,178	4,861.76	06/33	DEP	BR
Richwood 02 Water & Sewer Reserve	12/18/02				26,174.14			
Richwood 09-A Water & Sewer Revenue	09/02/09	0.000 - 0.000	1,308,155	919,915	2,819.90	09/49	UNB	S&J
Richwood 09-A Water & Sewer Reserve	09/02/09				33,812.02			
Richwood 21-A Water & Sewer Revenue	05/25/21	0.250 - 0.250	600,000	523,766	1,630.70	03/61	DEP	S&J
Richwood 21-A Water & Sewer Reserve	05/25/21				937.09			
Richwood 22-A Water & Sewer Revenue	06/16/22	0.500 - 0.500	5,060,390	196,411	0.00	06/62	BPH	S&J
Richwood 22-A Water & Sewer Reserve	06/16/22				0.00			
Ridgeley 03-A Sewer Revenue	03/11/03	0.000 - 0.000	665,979	266,379	3,967.86	06/34	DEP	S&J
Ridgeley 03-A Sewer Reserve	03/11/03				26,224.96			
Ridgeley 88-A Sewer Revenue	08/04/88	9.000 - 9.000	159,327	74,763	9,014.66	10/28	BNY	S&J
Ridgeley 88-A Sewer Reserve	08/04/88				14,861.01			
Ridgeley 88-B Sewer Revenue	08/04/88	0.000 - 0.000	39,832	7,160	878.27	10/28	BNY	S&J
Ridgeley 88-B Sewer Reserve	08/04/88				1,093.28			
Ripley 15-A Sewer Revenue	12/17/15	2.000 - 2.000	8,276,500	7,272,502	36,596.25	09/47	UNB	S&J
Ripley 15-A Sewer Reserve	12/17/15				180,377.74			
Ripley 15-B Sewer Reserve	12/17/15				81,450.29			
Ripley 22 Sewer Refunding Revenue	05/25/22	3.250 - 3.250	550,000	550,000	0.00	02/38	Truist Govrn	S&J
Ripley 22 Sewer Refunding Reserve	05/25/22				45,180.67			
Ripley 89-A Sewer Revenue	12/28/89	7.850 - 7.850	487,262	212,179	26,032.40	10/28	BNY	G&G
Ripley 89-A Sewer Reserve	12/28/89				40,590.83			
Ripley 89-B Sewer Revenue	12/28/89	0.000 - 0.000	22,738	4,189	778.04	10/28	BNY	G&G
Ripley 89-B Sewer Reserve	12/28/89				1,029.15			
Ripley 20-A Water Refunding Revenue	02/11/20	2.940 - 2.940	4,635,700	4,070,207	32,987.61	03/35	Truist Govrn	S&J
Ripley 20-A Water Refunding Reserve	02/11/20				384,807.50			
Rivesville 11-A Water Revenue	10/12/11	0.000 - 0.000	2,585,276	1,976,950	6,243.45	09/51	UNB	S&J

ACCOUNT NAME	ISSUE DATE	INTEREST	ORIGINAL ISSUANCE	06/30/22 OUTSTANDING	06/30/22 ACCT BALANCE	LAST DEBT	PAYING AGENT	BOND COUNSEL
Rivesville 11-A Water Reserve	10/12/11				63,502.48			
Rivesville 13-A Water Revenue	08/15/13	3.000 - 3.000	130,000	98,757	3,408.12	07/37	Truist/WDA	S&J
Rivesville 13-A Water Reserve	08/15/13				8,101.48			
Rivesville 13-B Water Revenue	12/19/13	0.000 - 0.000	200,000	158,486	468.02	12/53	UNB	S&J
Rivesville 13-B Water Reserve	12/19/13				4,328.11			
Roane County Schools 19 GO	07/09/19	2.000 - 3.000	9,745,000	8,210,000	176,542.91	06/34	DTC	BR
Roane County Schools 19 GO Sur Col	07/09/19				299,084.37			
Romney 06-A Sewer Refunding Revenue	08/08/06	0.000 - 0.000	2,880,000	1,795,296	6,968.56	06/46	UNB	S&J
Romney 06-A Sewer Refunding Reserve (R)*	08/08/06				80,778.11			
Romney 14-A Sewer Revenue	02/13/14	0.000 - 0.000	3,600,000	3,241,155	10,033.17	12/47	DEP	S&J
Romney 14-A Sewer Reserve	02/13/14				90,780.79			
Romney 14-C Sewer Revenue	02/13/14	0.000 - 0.000	1,276,227	911,352	5,421.85	03/38	UNB	S&J
Romney 14-C Sewer Reserve	02/13/14				58,432.87			
Romney 17-A Sewer Refunding Revenue	02/22/17	3.500 - 3.500	363,000	280,429	2,424.13	01/35	ROM	S&J
Romney 17-A Sewer Refunding Reserve (R)*	02/22/17				28,284.37			
Romney 19-A Sewer Revenue	05/30/19	0.000 - 0.000	773,256	723,996	1,833.27	03/59	DEP	S&J
Romney 19-A Sewer Reserve	05/30/19				5,126.32			
Romney 12-A Water Reserve	03/16/12				19,863.26			
Romney 12-B Water Reserve	03/16/12				1,988.73			
Romney 16-A Water Reserve	08/01/16				19,277.01			
Romney 17-A Water Refunding Revenue	04/12/17	4.100 - 4.100	1,979,000	1,634,018	12,896.82	05/37	OVB:BH	S&J
Romney 17-A Water Refunding Reserve	04/12/17				150,636.66			
Romney 21-A Water Revenue	03/18/21	2.000 - 2.000	200,000	153,081	1,585.70	06/51	UNB	S&J
Romney 21-A Water Reserve	03/18/21				963.05			
Romney 97-B Water Revenue	08/25/97	0.000 - 0.000	1,424,038	192,934	9,171.77	06/37	UNB	S&J
Romney 97-B Water Reserve	08/25/97				37,681.98			
Ronceverte 15-A Sewer Revenue	08/18/15	0.000 - 0.000	14,481,456	12,829,209	38,534.12	06/55	DEP	S&J
Ronceverte 15-A Sewer Reserve	08/18/15				170,479.18			
Ronceverte 08-A Water Revenue	09/05/08	0.000 - 0.000	2,000,000	1,183,317	7,103.03	03/40	BPH	S&J
Ronceverte 08-A Water Reserve	09/05/08				67,455.85			

ACCOUNT NAME	ISSUE DATE	INTEREST	ORIGINAL ISSUANCE	06/30/22 OUTSTANDING	06/30/22 ACCT BALANCE	LAST DEBT	PAYING AGENT	BOND COUNSEL
Ronceverte 19-A Water Revenue	08/28/19	1.000 - 1.000	325,000	303,857	1,354.37	03/50	BPH	S&J
Ronceverte 19-A Water Reserve	08/23/19				2,932.84			
Ronceverte 20-A Water Revenue	12/09/20	0.750 - 0.750	2,275,000	2,151,599	7,625.47	03/52	BPH	S&J
Ronceverte 20-A Water Reserve	12/09/20				2,826.60			
Rowlesburg 06-A Water Reserve	10/13/06				20,866.69			
Rowlesburg 11-A Water Revenue	07/22/11	0.000 - 0.000	517,500	385,393	1,283.19	12/50	UNB	S&J
Rowlesburg 11-A Water Reserve	07/22/11				13,563.34			
Rowlesburg 17-A Water Revenue	08/02/17	1.000 - 1.000	2,000,000	1,848,267	5,873.33	06/57	UNB	S&J
Rowlesburg 17-A Water Reserve	08/02/17				22,594.30			
Rupert 17-A Water Reserve	05/12/17				22,344.09			
Salem 18-A Sewer Revenue	03/28/18	4.000 - 4.000	1,310,000	1,035,000	49,353.55	12/32	DTC	S&J
Salem 18-A Sewer Reserve	03/28/18				120,332.62			
Salem 18-B Sewer Revenue	03/28/18	3.000 - 4.000	2,255,000	1,950,000	64,524.49	12/37	DTC	S&J
Salem 18-B Sewer Reserve	03/28/18				167,405.57			
Salem 10-A Water Revenue	01/14/10	0.000 - 0.000	900,000	577,500	2,851.04	09/41	BPH	S&J
Salem 10-A Water Reserve	01/14/10				30,030.76			
Salt Rock Sewer PSD 03-A Sewer Revenue	07/31/03	0.000 - 0.000	2,050,000	1,110,954	4,878.83	06/43	DEP	S&J
Salt Rock Sewer PSD 03-A Sewer Reserve	07/31/03				52,930.68			
Salt Rock Sewer PSD 03-B Sewer Revenue	07/31/03	5.000 - 5.000	60,000	45,206	1,529.91	10/42	Truist/WDA	S&J
Salt Rock Sewer PSD 03-B Sewer Reserve	07/31/03				3,527.78			
Salt Rock Sewer PSD 04-A Sewer Revenue	12/29/04	0.000 - 0.000	11,068,062	6,510,624	26,655.00	12/44	DEP	S&J
Salt Rock Sewer PSD 04-A Sewer Reserve	12/29/04				289,506.90			
Salt Rock Sewer PSD 04-B Sewer Revenue	12/29/04	0.000 - 0.000	7,500,000	4,411,765	17,185.93	12/44	UNB	S&J
Salt Rock Sewer PSD 04-B Sewer Reserve	12/29/04				196,177.67			
Salt Rock Sewer PSD 87-A Sewer Revenue	04/15/87	8.380 - 8.380	1,185,479	412,070	61,404.97	10/26	BNY	S&J
Salt Rock Sewer PSD 87-A Sewer Reserve	04/15/87				104,297.56			
Salt Rock Sewer PSD 87-B Sewer Revenue	04/15/87	0.000 - 0.000	290,771	38,259	5,779.25	10/26	BNY	S&J
Salt Rock Sewer PSD 87-B Sewer Reserve	04/15/87				7,655.86			
Salt Rock Sewer PSD 90-A Sewer Revenue	03/02/90	7.850 - 7.850	248,408	118,942	10,878.56	10/29	BNY	S&J
Salt Rock Sewer PSD 90-A Sewer Reserve	03/02/90				20,591.38			

ACCOUNT NAME	ISSUE DATE	INTEREST	ORIGINAL ISSUANCE	06/30/22 OUTSTANDING	06/30/22 ACCT BALANCE	LAST DEBT	PAYING AGENT	BOND COUNSEL
Salt Rock Sewer PSD 90-B Sewer Revenue	03/02/90	0.000 - 0.000	11,592	2,378	227.10	10/29	BNY	S&J
Salt Rock Sewer PSD 90-B Sewer Reserve	03/02/90				298.15			
Salt Rock Water PSD 00-A Water Revenue	09/21/00	4.500 - 5.875	9,300,000	6,595,000	206,141.30	06/40	BNY	S&J
Salt Rock Water PSD 00-A Water Reserve	09/21/00				0.00		LOC	06/01/2040
Salt Rock Water PSD 00-B Water Revenue	09/21/00	0.000 - 0.000	3,000,000	1,403,827	13,405.56	09/40	UNB	S&J
Salt Rock Water PSD 00-B Water Reserve	09/21/00				0.00		LOC	09/01/2040
Salt Rock Water PSD 08-A Water Revenue	12/19/08	0.000 - 0.000	296,800	202,335	1,354.15	09/48	UNB	S&J
Salt Rock Water PSD 08-A Water Reserve	12/19/08				0.00		LOC	09/01/2048
Salt Rock Water PSD 21-A Water Revenue	01/28/21	0.750 - 0.750	2,488,000	2,407,138	61,713.11	09/52	BPH	S&J
Salt Rock Water PSD 21-A Water Reserve	01/28/21				92,788.97			
Shady Spring PSD 02-A Sewer Revenue	03/08/02	0.000 - 0.000	2,419,905	907,455	8,057.98	09/33	DEP	JTP
Shady Spring PSD 02-A Sewer Reserve	03/08/02				83,029.25			
Shady Spring PSD 05-A Sewer Revenue	12/13/05	0.000 - 0.000	2,875,000	1,777,960	7,025.93	12/45	UNB	JTP
Shady Spring PSD 05-A Sewer Reserve	12/13/05				77,876.96			
Shady Spring PSD 05-B Sewer Revenue	12/19/05	0.000 - 0.000	3,078,043	1,903,500	8,257.30	12/45	DEP	JTP
Shady Spring PSD 05-B Sewer Reserve	12/19/05				83,373.89			
Shady Spring PSD 10 Sewer Revenue	10/12/10	0.000 - 0.000	2,422,826	1,595,011	8,082.87	03/42	DEP	BR
Shady Spring PSD 10 Sewer Reserve	10/12/10				80,842.12			
Shady Spring PSD 16 Sewer Revenue	05/06/16	0.500 - 0.500	6,978,924	6,052,697	24,347.35	03/48	DEP	BR
Shady Spring PSD 16 Sewer Reserve	05/06/16				109,897.02			
Shady Spring PSD 19 Sewer Revenue	10/08/19	2.500 - 2.500	8,400,000	7,820,455	56,188.11	09/39	DEP	BR
Shady Spring PSD 19 Sewer Reserve	10/08/19				48,449.42			
Shady Spring PSD 97-D Sewer Refunding Revenue	06/24/97	6.250 - 6.250	3,056,955	1,939,216	103,098.11	10/35	BNY	JTP
Shady Spring PSD 97-D Sewer Refunding Reserve	06/24/97				212,069.94			
Shady Spring PSD 99-B Sewer Revenue	03/18/99	5.750 - 5.750	165,000	109,976	5,135.17	10/37	Truist/WDA	JTP
Shady Spring PSD 99-B Sewer Reserve	03/18/99				10,708.41			
Shepherdstown 10-A Sewer Revenue	11/22/10	0.000 - 0.000	9,172,697	4,142,790	20,351.48	06/42	DEP	BR
Shepherdstown 10-A Sewer Reserve	11/22/10				209,976.50			
Shepherdstown 03-A Water Revenue	06/13/03	0.000 - 0.000	699,459	268,113	5,858.46	12/33	BPH	BR
Shepherdstown 03-A Water Reserve	06/13/03				24,709.70			

ACCOUNT NAME	ISSUE DATE	INTEREST	ORIGINAL ISSUANCE	06/30/22 OUTSTANDING	06/30/22 ACCT BALANCE	LAST DEBT	PAYING AGENT	BOND COUNSEL
Shepherdstown 03-B Water Revenue	06/13/03	2.000 - 2.000	1,300,541	154,616	18,472.35	06/24	BPH	BR
Shepherdstown 03-B Water Reserve	06/13/03				79,145.25			
Shepherdstown 12 Water Revenue	07/19/12	1.000 - 1.000	4,000,000	3,244,191	13,967.31	06/52	UNB	BR
Shepherdstown 12 Water Reserve	07/19/12				125,420.43			
Shepherdstown 17 Water Revenue	06/15/17	2.250 - 4.250	2,650,000	2,375,000	52,998.47	03/47	DTC	G&G
Shepherdstown 17 Water Reserve	06/15/17				161,337.74			
Shepherdstown 21 Water Revenue	09/15/21	2.350 - 2.350	1,250,000	1,204,626	8,299.80	10/36	JSB	BR
Shepherdstown 21 Water Reserve	09/15/21				7,453.72			
Shinnston 10-A Sewer Reserve	10/25/10				119,345.98			
Shinnston 90-A Sewer Revenue	03/29/90	7.850 - 7.850	2,245,223	1,075,058	128,552.92	10/29	BNY	S&J
Shinnston 90-A Sewer Reserve	03/29/90				186,186.65			
Shinnston 90-B Sewer Revenue	03/29/90	0.000 - 0.000	104,777	21,493	2,524.25	10/29	BNY	S&J
Shinnston 90-B Sewer Reserve	03/29/90				2,760.57			
Shinnston 05-A Water Reserve	11/17/05				254,985.34			
Shinnston 18-A Water Reserve	02/08/18				23,719.08			
Shinnston 83 Water Reserve	09/01/83				28,759.57			
Short Line PSD 05-A Water Revenue	08/24/05	0.000 - 0.000	1,274,183	766,175	3,095.08	06/45	UNB	S&J
Short Line PSD 05-A Water Reserve	08/24/05				35,111.11			
Short Line PSD 10-A Water Revenue	04/06/10	0.000 - 0.000	599,839	426,746	1,454.38	03/50	UNB	S&J
Short Line PSD 10-A Water Reserve	04/06/10				16,272.22			
Short Line PSD 90 Water Reserve	05/09/91				7,087.92			
Sissonville PSD 01 Sewer Refunding Revenue	12/28/01	5.250 - 6.000	1,440,000	390,000	78,391.45	10/25	DTC	G&G
Sissonville PSD 01 Sewer Refunding Reserve	12/28/01				57,968.66			
Sissonville PSD 03-A Sewer Revenue	06/17/03	2.000 - 2.000	1,313,000	175,174	11,339.81	09/24	DEP	G&G
Sissonville PSD 03-A Sewer Reserve	06/17/03				79,910.71			
Sissonville PSD 21-A Sewer Revenue	03/25/21	2.170 - 2.170	265,000	154,605	2,582.66	03/41	DEP	G&G
Sissonville PSD 21-A Sewer Reserve	03/25/21				985.22			
Sistersville 13-A Sewer Revenue	02/27/13	0.000 - 0.000	200,888	159,751	541.80	09/52	DEP	S&J
Sistersville 13-A Sewer Reserve	02/27/13				4,284.96			
Sistersville 21-A Sewer Revenue	07/29/21	1.750 - 1.750	395,000	291,833	1,932.27	06/51	DEP	S&J

ACCOUNT NAME	ISSUE DATE	INTEREST	ORIGINAL ISSUANCE	06/30/22 OUTSTANDING	06/30/22 ACCT BALANCE	LAST DEBT	PAYING AGENT	BOND COUNSEL
Sistersville 21-A Sewer Reserve	07/29/21				576.41			
Sistersville 10-A Water Reserve	02/26/10				23,398.97			
Sistersville 20-A Water Revenue	10/29/20	1.000 - 1.000	3,550,000	3,258,204	10,178.94	09/60	UNB	S&J
Sistersville 20-A Water Reserve	10/29/20				3,708.89			
Smithers 03-A Sewer Reserve	11/06/03				27,570.56			
Smithers 03-B Sewer Revenue	11/06/03	0.000 - 0.000	800,000	444,444	3,579.21	09/43	UNB	G&G
Smithers 03-B Sewer Reserve	11/06/03				21,755.82			
Sophia 07-A Sewer Revenue	10/23/07	3.000 - 3.000	767,031	311,436	12,541.84	03/29	UNB	S&J
Sophia 07-A Sewer Reserve	10/23/07				51,198.23			
Sophia 17 Sewer Revenue	03/30/17	3.780 - 3.780	560,000	405,809	4,305.85	05/32	CITY NB	S&J
Sophia 17 Sewer Reserve	03/30/17				25,834.22			
Sophia 95 Sewer Revenue	07/24/95	6.750 - 6.750	156,705	92,908	7,458.21	10/33	BNY	G&G
Sophia 95 Sewer Reserve	07/24/95				11,555.89			
South Charleston 03-A Sewer Revenue	09/05/03	2.000 - 2.000	4,567,360	689,489	64,687.75	12/24	DEP	JK
South Charleston 03-A Sewer Reserve	09/05/03				283,700.58			
South Charleston 04-B Sewer Revenue	06/18/04	0.000 - 0.000	1,072,997	376,975	29,414.02	03/32	DEP	JK
South Charleston 04-B Sewer Reserve	06/18/04				40,925.97			
South Charleston 86-B Sewer Revenue	08/29/86	0.000 - 0.000	378,985	38,870	17,229.96	10/25	BNY	JK
South Charleston 86-B Sewer Reserve	08/29/86				10,285.73			
Southern Jackson County PSD 02 Sewer Revenue	05/30/02	0.000 - 0.000	2,888,924	1,501,480	20,322.02	03/42	UNB	G&G
Southern Jackson County PSD 02 Sewer Reserve	05/30/02				81,055.51			
Southern Jackson County PSD 22-A Sewer Revenue	06/16/22	0.000 - 0.000	13,700,000	1,000,868	0.00	03/42	DEP	G&G
Southern Jackson County PSD 05 Water Reserve	09/23/05				59,417.96			
Southern Jackson County PSD 13 Water Revenue	02/14/13	0.000 - 0.000	3,140,000	2,328,823	21,555.28	09/44	BPH	JK
Southern Jackson County PSD 13 Water Reserve	02/14/13				88,226.22			
Southern Jackson County PSD 22-A Water Ref Revenue	03/25/22	2.680 - 2.680	979,534	971,102	6,604.46	04/37	Truist Govrn	G&G
Southern Jackson County PSD 22-A Water Ref Reserve	03/25/22				79,459.24			
Southern Jackson County PSD 22-B Water Ref Revenue	03/25/22	2.650 - 2.650	306,493	303,648	2,161.04	06/36	Truist Govrn	G&G
Southern Jackson County PSD 22-B Water Ref Reserve	03/25/22				26,003.84			
Southern Jackson County PSD 98-A Water Revenue	05/22/98	0.000 - 0.000	380,000	152,484	3,840.21	03/38	UNB	JK

ACCOUNT NAME	ISSUE DATE	INTEREST	ORIGINAL ISSUANCE	06/30/22 OUTSTANDING	06/30/22 ACCT BALANCE	LAST DEBT	PAYING AGENT	BOND COUNSEL
Southern Jackson County PSD 98-A Water Reserve	05/22/98				10,247.68			
Southwestern Water PSD 10-A Water Reserve	03/12/10				213,653.59			
Southwestern Water PSD 10-B Water Revenue	03/12/10	0.000 - 0.000	6,100,000	3,914,142	19,587.22	09/41	BPH	S&J
Southwestern Water PSD 10-B Water Reserve	03/12/10				203,535.66			
Spencer 00 Sewer Reserve	08/24/00				17,920.92			
Spencer 19 Sewer Reserve	07/26/19				2,436.66			
Spencer 09 Water Reserve	10/08/09				22,091.86			
Spencer 10 Water Reserve	05/05/10				44,418.42			
Spencer 12 Water Reserve	09/13/12				12,330.04			
Spencer 70 Water Replacement	01/01/70				6,336.57			
Spencer 91 Taxable Water Reserve	12/09/91				21,539.28			
Spencer 93 Water Reserve	03/18/93				17,669.76			
Spencer 98 Water Reserve	06/05/98				48,809.37			
St Albans 08-A Water & Sewer Revenue	12/03/08	4.370 - 4.370	2,735,000	1,159,922	18,218.78	12/28	HUNT OH:BH	S&J
St Albans 08-A Water & Sewer Reserve	12/03/08				212,061.67			
St Albans 14-A Water & Sewer Revenue	06/30/14	2.500 - 4.750	2,200,000	1,840,000	15,454.19	06/44	DTC	S&J
St Albans 14-A Water & Sewer Reserve	06/30/14				141,619.26			
St Albans 14-B Water & Sewer Refunding Revenue	09/30/14	2.000 - 4.500	7,745,000	6,795,000	172,651.67	12/40	DTC	S&J
St Albans 14-B Water & Sewer Refunding Reserve	09/30/14				523,252.92			
St Albans 19-A Water & Sewer Revenue	05/10/19	3.260 - 3.260	1,500,000	1,257,951	10,770.97	06/34	Truist Govrn	S&J
St Albans 19-A Water & Sewer Reserve	05/10/19				129,211.26			
St Marys 06-A Water & Sewer Revenue	07/10/06	0.500 - 0.500	1,581,250	798,381	5,502.89	06/36	UNB	JK
St Marys 06-A Water & Sewer Reserve	07/10/06				59,148.10			
St Marys 08-A Water & Sewer Refunding Reserve	11/05/08				237,893.50			
St Marys 08-B Water & Sewer Refunding Reserve	11/05/08				56,029.25			
St Marys 09-A Water & Sewer Revenue	11/20/09	0.000 - 0.000	3,057,992	1,414,317	29,811.99	09/31	DEP	JK
St Marys 09-A Water & Sewer Reserve	11/20/09				153,059.07			
St Marys 12-A Water & Sewer Revenue	01/05/12	0.000 - 0.000	3,455,401	2,423,916	11,804.64	03/43	DEP	JK
St Marys 12-A Water & Sewer Reserve	01/05/12				107,635.16			
St Marys 12-B Water & Sewer Revenue	01/05/12	2.000 - 2.000	4,203,500	2,568,467	30,713.25	09/33	BPH	JK

ACCOUNT NAME	ISSUE DATE	INTEREST	ORIGINAL ISSUANCE	06/30/22 OUTSTANDING	06/30/22 ACCT BALANCE	LAST DEBT	PAYING AGENT	BOND COUNSEL
St Marys 12-B Water & Sewer Reserve	01/05/12				233,306.16			
Stonewood 09-A Water Reserve	04/24/09				40,875.93			
Stonewood 09-B Water Reserve	04/24/09				38,929.51			
Stonewood 14-A Water Revenue	03/20/14	0.000 - 0.000	2,250,000	1,743,750	8,027.89	09/45	BPH	S&J
Stonewood 14-A Water Reserve	03/20/14				65,918.88			
Sugar Creek PSD 10-A Water Revenue	01/07/10	0.000 - 0.000	312,500	195,301	1,615.20	03/41	BPH	S&J
Sugar Creek PSD 10-A Water Reserve	01/07/10				10,436.63			
Sugar Creek PSD 11-A Water Revenue	10/06/11	0.000 - 0.000	1,100,000	841,160	2,658.71	09/51	UNB	S&J
Sugar Creek PSD 11-A Water Reserve	10/06/11				30,385.97			
Summersville 02-A Water & Sewer Revenue	12/18/02	0.000 - 0.000	4,661,505	2,514,759	27,124.08	12/42	UNB	S&J
Summersville 02-A Water & Sewer Reserve	12/18/02				129,523.13			
Summersville 02-B Water & Sewer Revenue	12/18/02	0.000 - 0.000	2,388,495	995,206	20,246.31	12/34	BPH	S&J
Summersville 02-B Water & Sewer Reserve	12/18/02				84,005.54			
Summersville 07-A Water & Sewer Revenue	05/15/07	0.000 - 0.000	8,682,265	4,651,200	28,665.27	06/37	UNB	BR
Summersville 07-A Water & Sewer Reserve	05/15/07				318,537.57			
Summersville 07-B Water & Sewer Revenue	05/15/07	0.000 - 0.000	2,000,000	1,037,012	7,301.56	06/36	DEP	BR
Summersville 07-B Water & Sewer Reserve	05/15/07				76,100.25			
Summersville 09-A Water & Sewer Reserve	11/12/09				107,716.21			
Summersville 09-B Water & Sewer Reserve	11/12/09				5,273.24			
Summersville 12-A Water & Sewer Revenue	04/02/12	1.000 - 1.000	1,128,609	885,381	3,177.79	03/52	UNB	S&J
Summersville 12-A Water & Sewer Reserve	04/02/12				34,475.11			
Summersville 14-A Water & Sewer Revenue	08/12/14	1.000 - 1.000	1,794,500	1,554,410	6,063.17	06/54	UNB	S&J
Summersville 14-A Water & Sewer Reserve	08/12/14				56,868.53			
Summersville 90-A Water & Sewer Revenue	04/06/90	7.850 - 7.850	281,848	134,955	16,136.96	10/29	BNY	VLF
Summersville 90-A Water & Sewer Reserve	04/06/90				23,377.16			
Summersville 90-B Water & Sewer Revenue	04/06/90	0.000 - 0.000	13,152	2,698	598.22	10/29	BNY	VLF
Summersville 90-B Water & Sewer Reserve	04/06/90				361.96			
Summersville 91-A Water & Sewer Revenue	08/13/91	8.100 - 8.100	790,057	386,391	46,300.60	10/29	BNY	VLF
Summersville 91-A Water & Sewer Reserve	08/13/91				67,568.01			
Summersville 91-B Water & Sewer Revenue	08/13/91	0.000 - 0.000	35,671	7,510	1,335.80	10/29	BNY	VLF

ACCOUNT NAME	ISSUE DATE	INTEREST	ORIGINAL ISSUANCE	06/30/22 OUTSTANDING	06/30/22 ACCT BALANCE	LAST DEBT	PAYING AGENT	BOND COUNSEL
Summersville 91-B Water & Sewer Reserve	08/13/91				994.32			
Summersville 98-A Water & Sewer Revenue	01/06/98	0.000 - 0.000	639,000	253,961	6,164.10	12/37	UNB	VLF
Summersville 98-A Water & Sewer Reserve	01/06/98				17,304.88			
Sun Valley PSD 01-A Sewer Refunding Revenue	10/18/01	0.000 - 0.000	1,073,405	481,932	4,658.72	12/38	UNB	S&J
Sun Valley PSD 01-A Sewer Refunding Reserve	10/18/01				30,897.11			
Sun Valley PSD 10-A Sewer Reserve	07/13/10				51,286.84			
Sun Valley PSD 10-B Sewer Revenue	07/13/10	0.000 - 0.000	3,200,000	2,342,481	7,774.62	06/50	UNB	JK
Sun Valley PSD 10-B Sewer Reserve	07/13/10				83,746.14			
Sun Valley PSD 97-A Sewer Revenue	04/10/97	0.000 - 0.000	853,000	326,799	2,210.92	03/37	UNB	S&J
Sun Valley PSD 97-A Sewer Reserve	04/10/97				23,430.57			
Sun Valley PSD 10-A Water Reserve	01/14/10				112,838.70			
Sun Valley PSD 10-B Water Revenue	01/14/10	0.000 - 0.000	300,000	190,000	927.98	06/41	BPH	BR
Sun Valley PSD 10-B Water Reserve	01/14/10				10,569.74			
Sun Valley PSD 16-A Water Revenue	10/05/16	2.320 - 2.320	280,000	131,916	2,769.08	11/26	Truist Govrn	S&J
Sun Valley PSD 16-A Water Reserve	10/05/16				16,196.55			
Sun Valley PSD 20-A Water Revenue	09/23/20	3.000 - 3.000	2,596,000	2,429,541	16,562.81	12/41	UNB	S&J
Sun Valley PSD 20-A Water Reserve	09/23/20				10,103.49			
Taylor County PSD 04-A Water Reserve	07/16/04				44,264.12			
Taylor County (Haymond) PSD 04-B Water Revenue	12/10/04	0.000 - 0.000	378,397	176,585	1,196.83	06/36	UNB	S&J
Taylor County (Haymond) PSD 04-B Water Reserve	12/10/04				13,639.45			
Taylor County (Haymond) PSD 04-A Water Revenue	12/10/04	0.000 - 0.000	1,310,000	762,026	3,247.60	09/44	UNB	S&J
Taylor County (Haymond) PSD 04-A Water Reserve	12/10/04				37,034.66			
Taylor County PSD 07-A Water Reserve	05/24/07				57,495.29			
Taylor County PSD 18-A Water Reserve	02/15/18				26,631.75			
Tennerton PSD 01-A Sewer Reserve	09/13/01				29,377.84			
Tennerton PSD 08-A Sewer Reserve	04/17/08				73,166.70			
Tennerton PSD 86-B Sewer Revenue	03/12/86	0.000 - 0.000	169,883	17,882	10,453.92	10/25	BNY	VLF
Tennerton PSD 86-B Sewer Reserve	03/12/86				4,475.94			
Terra Alta 99-B Sewer Revenue	07/22/99	0.000 - 0.000	4,780,000	2,110,646	13,763.62	06/39	UNB	S&J
Terra Alta 99-B Sewer Reserve	07/22/99				135,493.42			

ACCOUNT NAME	ISSUE DATE	INTEREST	ORIGINAL ISSUANCE	06/30/22 OUTSTANDING	06/30/22 ACCT BALANCE	LAST DEBT	PAYING AGENT	BOND COUNSEL
Terra Alta 10-A Water Revenue	02/16/10	0.000 - 0.000	823,639	588,283	1,985.59	12/49	UNB	S&J
Terra Alta 10-A Water Reserve	02/16/10				21,419.58			
Terra Alta 98-A Water Revenue	03/30/98	0.000 - 0.000	520,000	205,351	1,671.29	12/37	UNB	S&J
Terra Alta 98-A Water Reserve	03/30/98				17,043.11			
Thomas 97-A Sewer Revenue	12/17/97	0.000 - 0.000	1,500,000	328,682	7,858.22	06/29	DEP	S&J
Thomas 97-A Sewer Reserve	12/17/97				46,979.60			
Tomlinson PSD 04-A Water Revenue	03/09/04	0.000 - 0.000	1,353,815	764,817	7,413.56	03/44	UNB	S&J
Tomlinson PSD 04-A Water Reserve	03/09/04				37,130.27			
Tomlinson PSD 04-B Water Revenue	03/09/04	5.000 - 5.000	669,500	522,449	23,357.14	10/43	Truist/WDA	S&J
Tomlinson PSD 04-B Water Reserve	03/09/04				39,734.25			
Tomlinson PSD 10-A Water Revenue	08/06/10	5.000 - 5.000	100,000	27,724	1,658.09	08/25	FARMERS:BH	S&J
Tomlinson PSD 10-A Water Reserve	08/06/10				10,019.52			
Tomlinson PSD 18-A Water Revenue	06/27/18	0.750 - 0.750	500,000	441,849	4,250.75	03/49	BPH	S&J
Tomlinson PSD 18-A Water Reserve	06/27/18				6,238.82			
Tomlinson PSD 21-A Water Revenue	12/02/21	1.000 - 1.000	10,335,000	661,271	0.00	12/61	BPH	S&J
Tomlinson PSD 21-A Water Reserve	12/02/21				0.00			
Tri County Water 15 Reserve	08/04/15				53,448.50			
Tunnelton 02 Sewer Reserve	04/19/02				16,001.55			
Tunnelton 16-A Sewer Reserve	06/03/16				16,278.32			
Tunnelton 90 Water Reserve	05/03/90				28,027.13			
Tyler County (Friendly) PSD 04-A Sewer Revenue	09/28/04	0.000 - 0.000	252,100	142,910	637.12	09/44	UNB	S&J
Tyler County (Friendly) PSD 04-A Sewer Reserve	09/28/04				6,789.03			
Tyler County PSD 20-A Sewer Reserve	05/22/20				214.90			
Tyler County PSD 20-B Sewer Reserve	05/22/20				14.20			
Tyler County (Friendly) PSD 05-A Water Revenue	03/11/05	0.000 - 0.000	300,000	176,129	722.53	03/45	UNB	S&J
Tyler County (Friendly) PSD 05-A Water Reserve	03/11/05				8,181.70			
Tyler County (Friendly) PSD 08-A Water Revenue	12/04/08	0.000 - 0.000	2,450,000	1,675,457	5,892.92	12/48	UNB	S&J
Tyler County (Friendly) PSD 08-A Water Reserve	12/04/08				64,174.26			
Tyler County (Friendly) PSD 12-A Water Reserve	04/19/12				57,723.19			
Tyler County PSD 18-A Water Reserve	11/13/18				1,913.09			

ACCOUNT NAME	ISSUE DATE	INTEREST	ORIGINAL ISSUANCE	06/30/22 OUTSTANDING	06/30/22 ACCT BALANCE	LAST DEBT	PAYING AGENT	BOND COUNSEL
Tyler County (Friendly) PSD 94-A Water Reserve	06/22/94				19,857.71			
Tyler County (Friendly) PSD 94-B Water Reserve	11/03/94				4,252.91			
Tyler County (Friendly) PSD 97 Water Reserve	06/11/97				27,570.46			
Union PSD 09-A Sewer Reserve	11/20/09				221,990.36			
Union PSD 09-C Sewer Revenue	11/20/09	0.000 - 0.000	3,074,294	1,421,847	14,862.47	09/31	DEP	JK
Union PSD 09-C Sewer Reserve	11/20/09				153,873.55			
Union PSD 18-A Sewer Revenue	12/07/18	2.500 - 2.500	8,714,198	8,126,572	53,697.80	12/38	DEP	WLO
Union PSD 18-A Sewer Reserve	12/07/18				95,686.56			
Union PSD 91-A Sewer Revenue	08/28/91	8.100 - 8.100	2,139,656	1,046,436	101,853.23	10/29	BNY	JK
Union PSD 91-A Sewer Reserve	08/28/91				182,957.33			
Union PSD 91-B Sewer Revenue	08/28/91	7.750 - 7.750	4,229,604	2,352,561	182,235.35	10/31	BNY	JK
Union PSD 91-B Sewer Reserve	08/28/91				346,981.62			
Union PSD 91-C Sewer Revenue	08/28/91	0.000 - 0.000	237,602	56,491	4,885.24	10/31	BNY	JK
Union PSD 91-C Sewer Reserve	08/28/91				6,171.34			
Union 20-A Water & Sewer Revenue	03/25/20	1.000 - 1.000	283,000	220,145	2,158.61	12/50	BPH	S&J
Union 20-A Water & Sewer Reserve	03/25/20				1,732.23			
Union-Williams PSD 00 Sewer Revenue	12/15/00	0.000 - 0.000	412,000	123,588	2,544.21	06/31	DEP	BR
Union-Williams PSD 00 Sewer Reserve	12/15/00				14,187.51			
Union-Williams PSD 04-A Sewer Revenue	02/19/04	0.000 - 0.000	15,596,291	6,888,362	95,836.41	09/35	DEP	BR
Union-Williams PSD 04-A Sewer Reserve	02/19/04				536,964.28			
Union-Williams PSD 04-B Sewer Revenue	02/19/04	0.000 - 0.000	1,900,000	1,067,974	8,506.71	12/43	UNB	BR
Union-Williams PSD 04-B Sewer Reserve	02/19/04				51,306.82			
Union-Williams PSD 07 Sewer Revenue	03/29/07	0.000 - 0.000	284,652	284,652	0.00	06/38	UNB	BR
Union-Williams PSD 07 Sewer Reserve	03/29/07				0.00			
Union-Williams PSD 91 Sewer Reserve	04/16/91				31,859.15			
Union-Williams PSD 21-A Water Refunding Revenue	06/17/21	2.900 - 2.900	2,422,900	2,313,830	29,923.95	12/37	Truist Govrn	BR
Union-Williams PSD 21-A Water Refunding Reserve	06/17/21				179,609.60			
Union-Williams PSD 21-B Water Refunding Revenue	06/17/21	2.900 - 2.900	1,301,000	1,179,017	26,206.59	07/30	Truist Govrn	BR
Union-Williams PSD 21-B Water Refunding Reserve	06/17/21				130,228.23			
Valley Falls PSD 07-A Water Revenue	01/12/07	0.000 - 0.000	4,878,315	2,744,043	13,674.18	06/40	UNB	S&J

ACCOUNT NAME	ISSUE DATE	INTEREST	ORIGINAL ISSUANCE	06/30/22 OUTSTANDING	06/30/22 ACCT BALANCE	LAST DEBT	PAYING AGENT	BOND COUNSEL
Valley Falls PSD 07-A Water Reserve	01/12/07				152,448.00			
Vienna 13-A Water & Sewer Revenue	11/14/13	2.000 - 2.000	1,850,308	1,280,699	11,503.08	06/35	DEP	S&J
Vienna 13-A Water & Sewer Reserve	11/14/13				82,289.73			
Vienna 14-A Water & Sewer Revenue	05/14/14	2.340 - 2.340	1,030,000	111,966	10,222.93	06/23	Truist Govrn	S&J
Vienna 14-A Water & Sewer Reserve	05/14/14				108,888.12			
Vienna 15-A Water & Sewer Revenue	03/25/15	3.000 - 3.000	1,412,542	1,072,354	9,455.03	06/36	UNB	S&J
Vienna 15-A Water & Sewer Reserve	03/25/15				99,756.62			
WV American Water Company 10-A Water Revenue Note	01/28/10	0.000 - 0.000	1,925,000	890,295	8,512.36	09/31	BPH	JK
WV Amer Water Comp 10-A Water Reserve	01/28/10				0.00		LOC	09/01/2031
WV Higher Education Facilities 10-B Revenue	12/23/10	7.450 - 7.650	50,265,000	50,265,000	0.00	04/40	DTC	STB
WV Higher Education Facilities 10-B Reserve	12/23/10				585,711.25			
WV Higher Education Policy 12-A Revenue	06/12/12	2.000 - 5.000	124,190,000	87,060,000	100,322.29	04/34	DTC	STB
WV Higher Education Policy 12-B Revenue	06/12/12	2.000 - 4.000	7,975,000	5,110,000	742.88	04/34	DTC	STB
Walton PSD 05 Water Reserve	04/14/05				5,322.31			
Walton PSD 08 Water Reserve	07/03/08				9,933.14			
Walton PSD 21 Water Revenue	09/08/21	2.000 - 2.000	544,900	432,147	0.00	09/52	UNB	G&G
Walton PSD 21 Water Reserve	09/08/21				0.00			
Walton PSD 87 Water Reserve	11/05/87				7,964.17			
Walton PSD (Gandeeville) 91 Water Reserve	09/17/91				8,853.09			
Walton PSD 94-A Water Reserve	02/16/94				6,378.54			
Walton PSD 94-B Water Reserve	02/16/94				480.48			
Walton PSD 97 Water Reserve	10/09/97				27,568.33			
War 99-A Lot 2 Sewer Revenue	06/25/99	0.000 - 0.000	724,274	319,816	3,128.88	06/39	UNB	G&G
War 99-A Sewer Revenue	06/25/99	0.000 - 0.000	245,726	108,470	1,071.35	06/39	UNB	G&G
War 99-A & 99-A Lot 2 Sewer Reserve	06/25/99				25,370.80			
War 08-A Water Revenue	06/26/08	0.000 - 0.000	215,300	140,816	475.16	06/48	UNB	S&J
War 08-A Water Reserve	06/26/08				5,757.59			
War 11-A Water Reserve	01/27/11				44,142.02			
War 11-B Water Reserve	01/27/11				16,051.65			
Wardensville 09-A Sewer Revenue	12/02/09	0.000 - 0.000	279,782	198,551	2,289.05	12/49	DEP	JK

ACCOUNT NAME	ISSUE DATE	INTEREST	ORIGINAL ISSUANCE	06/30/22 OUTSTANDING	06/30/22 ACCT BALANCE	LAST DEBT	PAYING AGENT	BOND COUNSEL
Wardensville 09-A Sewer Reserve	12/02/09				7,618.32			
Wardensville 21-A Sewer Revenue	03/18/21	3.000 - 3.000	139,500	132,731	1,376.74	06/41	UNB	S&J
Wardensville 21-A Sewer Reserve	03/18/21				1,008.45			
Wardensville 08-A Water Revenue	12/10/08	0.000 - 0.000	1,550,000	917,067	5,504.54	03/40	BPH	S&J
Wardensville 08-A Water Reserve	12/10/08				54,489.45			
Wardensville 21-A Water Revenue	03/18/21	2.000 - 2.000	157,000	141,940	1,020.69	06/51	UNB	S&J
Wardensville 21-A Water Reserve	03/18/21				755.91			
Warm Springs PSD 02-A Sewer Revenue	06/25/02	0.000 - 0.000	1,316,000	482,508	4,311.73	06/33	DEP	JK
Warm Springs PSD 02-A Sewer Reserve	06/25/02				46,373.81			
Warm Springs PSD 07-A Sewer Revenue	02/28/07	0.000 - 0.000	8,290,000	2,167,933	19,808.91	09/32	UNB	JK
Warm Springs PSD 07-A Sewer Reserve	02/28/07				225,535.12			
Warm Springs PSD 07-C Sewer Revenue	02/28/07	0.000 - 0.000	3,000,000	2,264,397	11,482.01	12/38	DEP	JK
Warm Springs PSD 07-C Sewer Reserve	02/28/07				190,120.00			
Warm Springs PSD 89 Sewer Reserve	08/03/89				19,533.38			
Warm Springs PSD 98 Sewer Reserve	11/19/98				22,055.88			
Washington Pike PSD 21-A Water Reserve	03/26/21				0.00			
Washington Pike PSD 21-B Water Reserve	03/26/21				0.00			
Wayne County Building Comm 13-A Lease Reserve	11/18/13				53,742.59			
Wayne County Schools 14 GO	09/25/14	2.000 - 5.000	18,000,000	9,940,000	295,434.66	06/29	DTC	S&J
Wayne County Schools 14 GO Surplus Collections	09/25/14				1,086,385.36			
Wayne 12-A Sewer Reserve	12/17/12				64,541.53			
Wayne 04-A Water Reserve	10/21/04				71,330.91			
Wayne 04-B Water Revenue	10/21/04	0.000 - 0.000	1,925,000	866,250	6,130.90	12/35	BPH	S&J
Wayne 04-B Water Reserve (R)*	10/21/04				67,605.20			
Wayne 07-A Water Revenue	06/14/07	1.000 - 1.000	193,394	193,394	0.00	12/39	UNB	S&J
Wayne 07-A Water Reserve	06/14/07				52,612.88			
Webster County EDA 11-A Water Revenue	04/11/11	0.000 - 0.000	885,539	655,859	3,982.68	03/51	UNB	S&J
Webster County EDA 11-A Water Reserve	04/11/11				0.00		LOC	03/01/2051
Weirton 07-A Sewer Revenue	04/11/07	2.000 - 2.000	4,199,404	1,383,310	69,595.90	03/28	DEP	S&J
Weirton 07-A Sewer Reserve	04/11/07				255,513.69			

ACCOUNT NAME	ISSUE DATE	INTEREST	ORIGINAL ISSUANCE	06/30/22 OUTSTANDING	06/30/22 ACCT BALANCE	LAST DEBT	PAYING AGENT	BOND COUNSEL
Weirton 13-A Sewer Revenue	09/25/13	2.000 - 2.000	5,904,000	4,099,435	42,331.13	06/35	DEP	S&J
Weirton 13-A Sewer Reserve	09/25/13				261,296.06			
Weirton 06-A Water Revenue	04/25/06	2.000 - 2.000	2,555,000	876,080	17,100.57	06/28	BPH	S&J
Weirton 06-A Water Reserve	04/25/06				155,457.89			
Weirton 09-A Water Revenue	11/19/09	2.000 - 2.000	2,496,208	1,278,503	31,902.23	09/31	BPH	S&J
Weirton 09-A Water Reserve	11/19/09				151,899.87			
Weirton 16-A Water Revenue	04/15/16	3.520 - 3.520	2,900,000	2,228,293	17,939.25	05/36	WESBK-WHEEL	S&J
Weirton 16-A Water Reserve	04/15/16				128,407.66			
Weirton 16-B Water Revenue	10/20/16	2.500 - 2.500	4,000,000	3,351,074	25,260.46	06/38	BPH	S&J
Weirton 16-B Water Reserve	10/20/16				105,060.39			
Welch 08-A Sewer Revenue	05/06/08	0.000 - 0.000	2,000,000	1,355,258	5,361.26	03/48	DEP	S&J
Welch 08-A Sewer Reserve	05/06/08				55,325.92			
Welch 13-A Sewer Revenue	05/06/13	0.000 - 0.000	4,039,789	3,268,186	10,847.76	03/53	DEP	S&J
Welch 13-A Sewer Reserve	05/06/13				111,835.05			
Welch 19-A Sewer Reserve	08/28/19				113,596.61			
Welch 09-A Water Revenue	12/18/09	0.000 - 0.000	625,000	395,809	3,728.81	06/41	BPH	S&J
Welch 09-A Water Reserve	12/18/09				21,898.53			
Welch 09-C Water Revenue	12/18/09	0.000 - 0.000	461,674	329,762	2,143.15	12/49	UNB	S&J
Welch 09-C Water Reserve	12/18/09				12,603.51			
Welch 14-A Water Revenue	02/20/14	0.500 - 0.500	310,000	239,287	1,263.56	03/45	BPH	S&J
Welch 14-A Water Reserve	02/20/14				11,700.68			
Welch 15-A Water Revenue	06/17/15	0.500 - 0.500	3,540,088	2,930,160	13,751.12	12/46	BPH	S&J
Welch 15-A Water Reserve	06/17/15				133,595.96			
Welch 17-A Water Reserve	09/08/17				41,685.49			
Wellsburg 10-A Water & Sewer Revenue	10/27/10	2.000 - 2.000	215,000	107,402	1,668.59	06/31	BPH	S&J
Wellsburg 10-A Water & Sewer Reserve	10/27/10				13,084.86			
Wellsburg 11-A Water & Sewer Revenue	02/24/11	0.000 - 0.000	307,661	224,665	856.63	03/50	DEP	S&J
Wellsburg 11-A Water & Sewer Reserve	02/24/11				8,564.59			
Wellsburg 12-A Water & Sewer Revenue	03/01/12	2.000 - 2.000	2,435,000	1,517,275	17,497.48	12/33	BPH	S&J
Wellsburg 12-A Water & Sewer Reserve	03/01/12				147,173.39			

ACCOUNT NAME	ISSUE DATE	INTEREST	ORIGINAL ISSUANCE	06/30/22 OUTSTANDING	06/30/22 ACCT BALANCE	LAST DEBT	PAYING AGENT	BOND COUNSEL
Wellsburg 15-A Water & Sewer Revenue	09/30/15	0.500 - 0.500	4,000,000	3,324,420	15,047.36	06/46	DEP	S&J
Wellsburg 15-A Water & Sewer Reserve	09/30/15				79,914.37			
Wellsburg 21-A Water & Sewer Revenue	06/10/21	1.000 - 1.000	5,889,074	4,106,827	0.00	12/52	BPH	S&J
Wellsburg 21-A Water & Sewer Reserve	06/10/21				0.00			
West Dunbar PSD 20-A Sewer Revenue	01/13/20	0.250 - 0.250	10,040,000	9,913,990	24,258.46	12/59	DEP	JK
West Dunbar PSD 20-A Sewer Reserve	01/13/20				16,171.78			
West Hamlin 07-A Water & Sewer Reserve	06/28/07				25,191.29			
West Hamlin 80 Water & Sewer Reserve	12/15/80				42,538.44			
West Union 02 Water & Sewer Revenue	08/29/02	0.000 - 0.000	810,000	418,064	3,715.42	06/42	UNB	BR
West Union 02 Water & Sewer Reserve	08/29/02				21,551.80			
West Union 18-A Water & Sewer Revenue	12/20/18	1.000 - 1.000	3,177,709	2,743,500	15,752.61	12/58	UNB	S&J
West Union 18-A Water & Sewer Reserve	12/20/18				23,132.03			
West Union 98-C Water & Sewer Revenue	12/15/98	0.000 - 0.000	2,075,000	883,542	9,536.57	12/38	UNB	S&J
West Union 98-C Water & Sewer Reserve	12/15/98				55,210.11			
Weston 00-A Sewer Revenue	12/20/00	0.000 - 0.000	3,192,097	1,064,017	11,403.20	06/32	DEP	JK
Weston 00-A Sewer Reserve (R)*	12/20/00				106,524.83			
Weston 00-B Sewer Revenue	12/20/00	0.000 - 0.000	6,250,000	3,003,216	16,198.47	12/40	UNB	JK
Weston 00-B Sewer Reserve (R)*	12/20/00				162,524.39			
Weston 05-A Sewer Revenue	06/24/05	0.000 - 0.000	597,037	354,370	1,441.11	06/45	UNB	JK
Weston 05-A Sewer Reserve (R)*	06/24/05				15,425.52			
Weston 07-A Sewer Revenue	09/18/07	0.000 - 0.000	3,047,000	1,978,556	7,357.54	06/47	UNB	S&J
Weston 07-A Sewer Reserve (R)*	09/18/07				79,234.63			
Weston 11-A Sewer Revenue	08/16/11	0.000 - 0.000	1,147,679	853,775	2,820.57	12/50	UNB	S&J
Weston 11-A Sewer Reserve	08/16/11				30,169.22			
Weston 11-B Sewer Revenue	08/16/11	0.000 - 0.000	741,679	500,620	2,487.98	09/42	DEP	S&J
Weston 11-B Sewer Reserve (R)*	08/16/11				24,744.69			
Weston 13-A Sewer Revenue	02/01/13	0.000 - 0.000	586,986	401,327	2,141.30	06/41	DEP	S&J
Weston 13-A Sewer Reserve	02/01/13				19,374.68			
Weston 18-A Sewer Revenue	12/18/18	0.250 - 0.250	10,716,698	10,399,546	21,427.71	09/50	DEP	S&J
Weston 18-A Sewer Reserve	12/12/18				32,123.93			

ACCOUNT NAME	ISSUE DATE	INTEREST	ORIGINAL ISSUANCE	06/30/22 OUTSTANDING	06/30/22 ACCT BALANCE	LAST DEBT	PAYING AGENT	BOND COUNSEL
Weston 18-C Sewer Revenue	12/18/18	2.000 - 2.000	1,325,000	1,267,548	4,968.20	09/50	UNB	S&J
Weston 18-C Sewer Reserve	12/18/18				10,798.87			
Wetzel County PSD #1 06-A Water Reserve	06/27/06				50,119.07			
Wetzel County PSD #1 13-A Water Revenue	07/12/13	1.000 - 1.000	1,030,509	861,352	5,920.33	12/52	UNB	S&J
Wetzel County PSD #1 13-A Water Reserve	07/12/13				33,043.06			
Wetzel County PSD #1 16-A Water Revenue	12/15/16	1.000 - 1.000	534,500	482,910	1,655.99	12/56	UNB	S&J
Wetzel County PSD #1 16-A Water Reserve	12/15/16				7,697.64			
Wetzel County PSD #1 93-A Water Revenue	06/28/93	7.750 - 7.750	154,839	86,124	8,309.88	10/31	BNY	S&J
Wetzel County PSD #1 93-A Water Reserve	06/28/93				12,704.68			
Wetzel County PSD #1 93-B Water Revenue	06/28/93	0.000 - 0.000	5,161	1,323	602.06	10/31	BNY	S&J
Wetzel County PSD #1 93-B Water Reserve	06/28/93				249.46			
Wheeling 22 Remediation Note	05/26/22	0.000 - 0.000	192,010	127,426	0.00	12/38	DEP	JK
Wheeling 22 Remediation Reserve	05/26/22				0.00			
Wheeling 15 Civic Center Refunding GO	09/02/15	2.000 - 2.600	1,860,000	925,000	212,081.24	05/28	DTC	S&J
Wheeling 05-A Water & Sewer Revenue	05/03/05	2.000 - 2.000	14,500,000	3,784,140	114,324.29	12/26	DEP	S&J
Wheeling 05-A Water & Sewer Reserve	05/03/05				882,399.59			
Wheeling 10-B Water & Sewer Revenue	12/14/10	2.000 - 2.000	8,356,000	4,631,763	58,483.77	03/32	DEP	S&J
Wheeling 10-B Water & Sewer Reserve	12/14/10				520,061.66			
Wheeling 13 Water & Sewer Refunding Escrow	05/30/13	2.000 - 5.000	38,255,000	30,520,000	2,664.89	06/43	DTC	S&J
Wheeling 15-A Water & Sewer Refunding Escrow	09/02/15	2.200 - 4.000	8,030,000	7,720,000	3,038.57	06/36	DTC	S&J
Wheeling 21-A Water & Sewer Refunding Revenue	08/03/21	4.000 - 4.000	35,565,000	35,565,000	128,794.67	06/51	DTC	S&J
Wheeling 21-A Water & Sewer Refunding Reserve	08/03/21				0.00		SB	06/01/2051
Wheeling 21-B Water & Sewer Refunding Revenue	08/03/21	0.491 - 2.917	31,515,000	30,555,000	159,371.95	06/43	DTC	S&J
Wheeling 21-B Water & Sewer Refunding Reserve	08/03/21				0.00		SB	06/01/2043
Wheeling 21-C Water & Sewer Refunding Revenue	08/03/21	0.491 - 2.662	7,905,000	7,610,000	53,224.68	06/36	DTC	S&J
Wheeling 21-C Water & Sewer Refunding Reserve	08/03/21				0.00		SB	06/01/2036
White Oak PSD 21-A Sewer Reserve	08/23/21				0.00			
White Oak PSD 92-A Sewer Revenue	08/12/92	7.750 - 7.750	319,355	177,629	15,527.15	10/31	BNY	S&J
White Oak PSD 92-A Sewer Reserve	08/12/92				26,203.49			
White Oak PSD 92-B Sewer Revenue	08/12/92	0.000 - 0.000	10,645	2,729	252.25	10/31	BNY	S&J

ACCOUNT NAME	ISSUE DATE	INTEREST	ORIGINAL ISSUANCE	06/30/22 OUTSTANDING	06/30/22 ACCT BALANCE	LAST DEBT	PAYING AGENT	BOND COUNSEL
White Oak PSD 92-B Sewer Reserve	08/12/92				288.53			
White Sulphur Springs 09-A Sewer Revenue	04/09/09	0.000 - 0.000	3,842,675	2,292,839	15,040.67	06/40	DEP	JK
White Sulphur Springs 09-A Sewer Reserve	04/09/09				130,098.84			
White Sulphur Springs 16-A Sewer Revenue	06/17/16	2.000 - 2.000	1,393,114	1,110,709	8,804.20	09/37	DEP	JK
White Sulphur Springs 16-A Sewer Reserve	06/17/16				41,561.13			
White Sulphur Springs 11-B Water Revenue	04/14/11	0.000 - 0.000	8,000,000	5,478,274	29,044.44	09/42	BPH	JK
White Sulphur Springs 11-B Water Reserve	04/14/11				271,238.77			
Whitehall PSD 21 Sewer Revenue	12/02/21	2.520 - 2.520	2,377,224	2,326,926	16,025.09	12/36	Truist Govrn	BR
Whitehall PSD 21 Sewer Reserve	12/02/21				9,593.42			
Whitmer 10-A Water Revenue	01/21/10	0.000 - 0.000	370,000	237,392	1,026.90	09/41	BPH	S&J
Whitmer 10-A Water Reserve	01/21/10				16,939.98			
Wilderness PSD 01-A Water Reserve	08/08/01				69,628.60			
Wilderness PSD 15-A Water Revenue	08/12/15	0.500 - 0.500	1,905,856	1,577,494	6,838.63	12/46	BPH	JK
Wilderness PSD 15-A Water Reserve	08/12/15				38,994.91			
Wilderness PSD 92 Water Reserve	07/15/92				20,650.96			
Wilderness PSD 97 Water Reserve	09/18/97				41,361.23			
Williamson 09-A Water & Sewer Reserve	07/02/09				57,169.08			
Williamson 86-B Water & Sewer Revenue	05/28/86	0.000 - 0.000	698,295	73,505	14,828.99	10/25	BNY	G&G
Williamson 86-B Water & Sewer Reserve	05/28/86				19,461.29			
Williamson 86-C Water & Sewer Reserve	05/28/86				106,172.68			
Williamson 96-A Water & Sewer Refunding Revenue	10/01/96	3.800 - 5.500	1,840,000	450,000	94,202.68	10/25	BK NY MELLON	VLF
Williamson 96-A Water & Sewer Refunding Reserve	10/01/96				129,996.37			
Williamstown 05-A Sewer Revenue	06/02/05	2.000 - 2.000	230,282	50,452	2,541.46	03/26	DEP	S&J
Williamstown 05-A Sewer Reserve	06/02/05				14,014.55			
Williamstown 09-A Sewer Revenue	12/09/09	0.000 - 0.000	800,000	571,420	2,301.84	12/49	DEP	G&G
Williamstown 09-A Sewer Reserve	12/09/09				21,652.19			
Williamstown 15-A Sewer Revenue	09/30/15	2.000 - 2.000	336,500	250,543	4,409.38	09/36	DEP	STB
Williamstown 15-A Sewer Reserve	09/30/15				12,603.88			
Williamstown 87-A1 Sewer Revenue	06/25/87	8.380 - 8.380	659,637	229,287	39,679.14	10/26	BNY	BR
Williamstown 87-A1 Sewer Reserve	06/25/87				58,067.90			

ACCOUNT NAME	ISSUE DATE	INTEREST	ORIGINAL ISSUANCE	06/30/22 OUTSTANDING	06/30/22 ACCT BALANCE	LAST DEBT	PAYING AGENT	BOND COUNSEL
Williamstown 87-A Sewer Revenue	06/25/87	9.750 - 9.750	15,551	4,992	1,164.40	10/25	BNY	BR
Williamstown 87-A Sewer Reserve	06/25/87				1,578.59			
Williamstown 87-B Sewer Revenue	06/25/87	0.000 - 0.000	169,539	22,126	4,934.85	10/26	BNY	BR
Williamstown 87-B Sewer Reserve	06/25/87				7,419.54			
Winfield 03 Sewer Revenue	01/09/03	2.000 - 2.000	99,250	4,480	657.69	03/23	DEP	G&G
Winfield 03 Sewer Reserve	01/09/03				6,041.04			
Winfield 04 Sewer Revenue	09/16/04	2.000 - 2.000	500,000	95,408	2,775.30	09/25	DEP	G&G
Winfield 04 Sewer Reserve	09/16/04				30,427.76			
Winfield 09-A Sewer Revenue	08/26/09	0.000 - 0.000	1,214,966	531,546	10,568.74	03/31	DEP	S&J
Winfield 09-A Sewer Reserve	08/26/09				60,848.69			
Winfield 20-A Sewer Reserve	04/24/20				67,090.20			
Winfield 86-A Sewer Revenue	12/15/86	8.380 - 8.380	381,884	132,742	22,633.81	10/26	BNY	VLF
Winfield 86-A Sewer Reserve	12/15/86				33,617.61			
Winfield 86-B Sewer Revenue	12/15/86	0.000 - 0.000	93,666	12,325	6,731.64	10/26	BNY	VLF
Winfield 86-B Sewer Reserve	12/15/86				6,495.03			
Wood County Schools 17 GO	05/09/17	2.000 - 4.000	41,140,000	29,900,000	559,154.88	06/32	DTC	STB
Wood County Schools 17 GO Sur Col	05/09/17				2,893,220.00			

ACTIVE BONDS FUNDED THROUGH DEBT FORGIVENESS

Issue Date		Issue Amount	Last DS*	Bond Holder
12/16/2021	Albright Sewer Revenue, Series B	962,500	Open	DEP
02/08/2022	Ansted Sewer Revenue, Series B	387,369	Open	DEP
10/22/2015	Auburn Design Funding Assistance Note	303,000	Open	DEP
08/28/2019	Boone County PSD Funding Assistance	600,000	Open	BPH
07/20/2021	Camden-on-Gauley Funding Assistance	700,000	Open	DEP
07/29/2021	Capon Bridge Funding Assistance	950,000	Open	DEP
01/22/2021	Cedar Grove Funding Assistance	905,000	Open	DEP
08/08/2017	Central Boaz PSD Sewer Revenue, Series B	364,674	Open	DEP
05/21/2021	Central Hampshire PSD Water Revenue, Series B	900,000	Open	BPH
07/31/2019	Century Volga PSD Funding Assistance	2,770,000	Open	DEP
07/09/2019	Chapmanville Water & Sewer Revenue, Series B	1,500,000	Open	DEP
01/13/2010	Charles Town Water & Sewer Revenue, Series B (Admin Fee only)	100,000	2031	BPH
03/30/2021	Clay Design Funding Assistance	545,000	Open	DEP
11/19/2020	Claywood Park PSD Water Revenue, Series B	196,000	Open	BPH
10/03/2019	Colfax PSD Funding Assistance	738,929	Open	DEP
04/15/2021	Cowen PSD Water & Sewer Revenue, Series B	500,000	Open	BPH
07/22/2011	Crab Orchard-MacArthur PSD Sewer Revenue, Series B	492,706	2022	DEP
02/26/2021	Craigsville PSD Sewer Revenue, Series B	500,000	Open	DEP
01/30/2020	Elizabeth Sewer Revenue, Series B	1,000,000	Open	DEP
07/23/2020	Elizabeth Water Revenue, Series B	500,000	Open	BPH
03/02/2021	Grantsville Design Funding Assistance	285,000	Open	DEP
07/20/2016	Greater Harrison County PSD Sewer Revenue, Series B	500,000	Open	DEP
08/26/2019	Greater Harrison County PSD Sewer Revenue, Series D	1,500,000	Open	DEP
07/30/2020	Greater Harrison County PSD Sewer Revenue, Series B	1,000,000	Open	DEP
12/21/2017	Hancock County PSD Sewer Revenue, Series B	496,133	Open	DEP
06/16/2022	Huttonsville PSD Sewer Revenue, Series B	1,440,000	Open	DEP
04/23/2019	Lashmeet PSD Design Funding Assistance Note	188,477	Open	BPH
12/09/2020	Lashmeet PSD Design Funding Assistance Note	251,950	Open	BPH
05/27/2021	McDowell County PSD Funding Assistance	1,207,470	Open	DEP
03/31/2022	Monongah Sewer Revenue, Series B	1,000,000	Open	DEP
01/28/2010	Morgantown Water & Sewer Revenue, Series B	81,600	2022	DEP
04/27/2022	Mount Hope Water & Sewer Revenue, Series B	1,254,901	Open	DEP
03/24/2022	Mount Zion PSD Design Funding Assistance	223,000	Open	DEP
12/06/2016	New Haven PSD Funding Assistance	1,947,707	Open	DEP
04/23/2019	New Haven PSD Funding Assistance, Contract 19	160,508	Open	BPH
02/27/2020	Nutter Fort Sewer Revenue, Series B	1,000,000	Open	DEP
06/16/2022	Nutter Fort Funding Assistance	1,000,000	Open	DEP
08/17/2018	Oceana Sewer Revenue, Series B	100,000	Open	DEP
03/30/2021	Oceana Water Revenue, Series B	140,000	Open	BPH
01/30/2020	Page-Kincaid PSD Design Funding Assistance	345,500	Open	DEP
04/16/2009	Petersburg Water Revenue, Series B	5,000,000	Open	BPH
04/15/2021	Preston County PSD Sewer Revenue, Series B	1,000,000	Open	DEP
12/04/2009	Putnam PSD Water Revenue, Series B (Admin Fee only)	100,000	2030	BPH
06/16/2022	Richwood Water & Sewer Revenue, Series B	1,500,000	Open	BPH
12/09/2020	Ronceverte Water Revenue, Series B	1,300,000	Open	BPH
07/29/2021	Ronceverte Funding Assistance	360,000	Open	DEP
01/28/2021	Salt Rock Water PSD Revenue, Series B	610,612	Open	BPH
06/16/2022	Southern Jackson County PSD Sewer Revenue, Series B	1,000,000	Open	DEP
12/02/2021	Tomlinson PSD Water Revenue, Series B	300,000	Open	BPH
06/02/2020	Webster Springs PSD Funding Assistance	2,770,017	Open	DEP
06/10/2021	Wellsburg Water & Sewer Revenue, Series B	700,000	Open	BPH
01/13/2020	West Dunbar PSD Sewer Revenue, Series B	1,000,000	Open	DEP
04/14/2011	White Sulphur Springs Water Revenue, Series A	4,252,750	2022	BPH

*When Last DS is commented "Open", the issue is deemed no longer outstanding after the last advance is forgiven.

Disclaimer --All attempts have been made to assure the accuracy of these debt forgiveness issues. No guarantee should be assumed.