

ONE-HUNDREDTH
ANNUAL REPORT



WEST
VIRGINIA
MUNICIPAL
BOND COMMISSION

ANNUAL SUMMARY OF RECEIPTS & DISBURSEMENTS
JULY 1, 2020 – JUNE 30, 2021

WEST VIRGINIA MUNICIPAL BOND COMMISSION

Suite 1117
900 Pennsylvania Avenue
Charleston WV 25302
(304) 558-3971
Fax (304) 558-1280
munibondcomm@wv.gov
<http://mbc.wv.gov>

MATT IRBY

ACTING STATE TAX COMMISSIONER, CHAIR

RILEY MOORE

STATE TREASURER

JOHN B. McCUSKEY

STATE AUDITOR

STEPHEN T. WILLIAMS

MEMBER

LINDA K. EPLING

MEMBER

SARA L. ROGERS
EXECUTIVE DIRECTOR

PATRICIA A. LAWRENCE
ADMINISTRATIVE ASSISTANT

MEHGAN R. DePOOLE
ACCOUNTANT

KELVIN C. McCULLOUGH
OFFICE ASSISTANT

**WEST VIRGINIA
MUNICIPAL BOND COMMISSION**

**Annual Summary of
Receipts and Disbursements
July 1, 2020 - June 30, 2021**

Account Numbers 7250 and 7251

	FY 19-20	FY 20-21
Beginning Balance, July 1	\$ 194,030,186	\$ 273,562,006
Add: Remittances	322,017,291	296,540,106
Public Utility Taxes	6,347,029	6,134,948
Interest Earned on:		
Escrowed Investments	475,866	1,020,263
Pool Investments	3,381,064	179,759
Discount Earned on:		
Matured Escrowed Investments	0	0
Miscellaneous	0	0
Total Receipts	332,221,251	303,875,076
Beginning Balance plus Receipts	526,251,437	577,437,082
Less: Principal Paid	178,799,302	276,741,217
Interest Paid	58,489,705	58,293,758
Bondholder Adm Fee Paid	3,866,991	3,833,183
Premium Paid on:		
Matured Escrowed Investments	0	0
Bonds Retired Early	6,557	0
Refunds to Issuers	11,229,863	16,456,634
Bank Fees Paid	2,190	180
MBC Fees Paid	294,423	309,810
BTI Fees Paid	400	1,200
Miscellaneous	0	0
Total Disbursements	252,689,430	355,635,982
Ending Balance, June 30	\$ 273,562,006	\$ 221,801,100

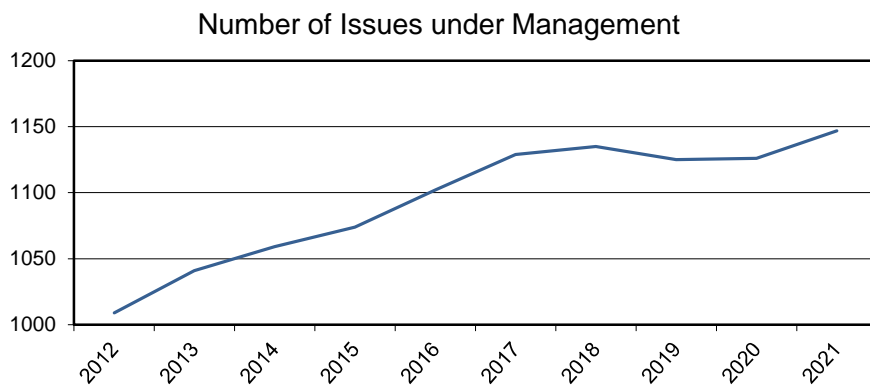
THE MUNICIPAL BOND COMMISSION

Report of the Executive Director

In 1921, The West Virginia Legislature created the State Sinking Fund Commission to act as the fiscal agent/trustee for the bond issues of the State and its political subdivisions. The agency was charged with the responsibility of receiving the deposits of the various issuers, investing them for a reasonable return consistent with State statute and bond ordinance requirements, disbursing funds to the appropriate paying agent banks or bondholders to meet debt services, receiving and reconciling cancelled securities, maintaining and reporting the financial accounts of each depositor, and aiding the issuers in the management of their resources. The agency would encourage the financial growth of the State by helping to maintain a receptive financial market for West Virginia bond issues through professional management services and to provide a central information source. In 1977, the name of the Commission was changed to the Municipal Bond Commission.

The Commission is composed of five members: Acting State Tax Commissioner Matt Irby, Chairman; State Treasurer Riley Moore, member; State Auditor John McCuskey, member; Linda Epling of Raleigh County, member; and Stephen Williams, Mayor of Huntington, Cabell County, member. The Commission elects an Executive Director who is responsible for the day to day operations of the Commission. The Commission meets periodically to oversee the operations of the staff.

Under State statute, the Commission is appointed as fiscal agent for all general obligation (tax levy) bond issues of the county commissions, municipalities, and school districts of the State. It determines levy requirements for all such issues each year. In the one hundred years since the creation of the Commission, the State has not had a default or slow payment on any general obligation issue in the State.



The Commission is also appointed fiscal agent for revenue bond issues of municipalities and their utilities. Additional accounts are maintained for State agency revenue bonds, colleges and universities. The Commission also serves as fiscal agent for

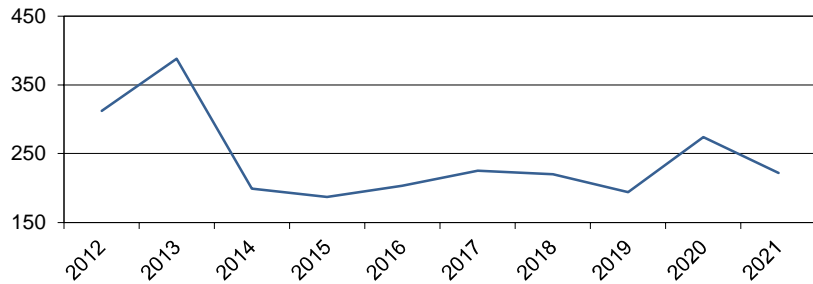
most, though not all, public service districts. It does not handle State general obligation bonds (roads and schools), State and local housing bonds, Parkway Authority, School Building Authority bond issues, or any industrial development bond issues. The Commission works closely with the WV Infrastructure and Jobs Development Council, the Water Development Authority, the WV Department of Environmental Protection, and the WV Bureau of Public Health in the management of their water and sewer infrastructure projects. The Commission also maintains many reserve accounts for the US Department of Agriculture bond issues. At present, 1,147 bond issues and 2,636 accounts are under supervision.

For eighty-nine years, the Legislature has made a blanket appropriation annually to cover possible deficiencies that could arise in State and general obligation sinking fund accounts. This act, in part, reads:

Sinking Fund Deficiencies-There is hereby appropriated to the Governor a sufficient amount to meet a deficiency that may arise...in the funds of the Municipal Bond Commission because of the failure of any State agency for either general obligation or revenue bonds or any local taxing district for general obligation bonds to remit funds necessary for the payment of interest and sinking fund requirement. The Governor is authorized to transfer from time to time such amounts to the Municipal Bond Commission as may be necessary for (this purpose).

The Commission also maintains discretionary accounts, called 7251, where State and local governments may deposit surplus funds for investment. All funds on deposit with the Commission are invested to earn interest. As of June 30, 2021, the Commission held the following managed assets:

Total Managed Assets (in millions)



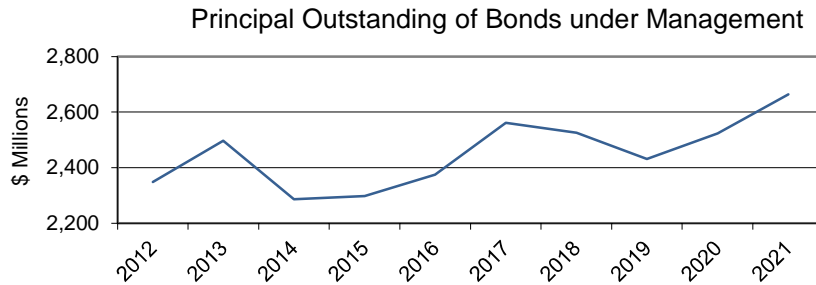
Pool Investments	\$190,282,106
Escrowed Investments	<u>28,916,006</u>
Total Investments	\$219,198,112
Cash	<u>2,602,981</u>
Total Managed Assets	<u><u>\$221,801,093</u></u>

This is a decrease of 19% compared with a year earlier.

Pool investments of the Commission are held in a Government Money Market Pool, which is maintained at the Board of Treasury Investments. This Pool is limited to full faith and credit US Treasury and Agency investments of less than 13 months maturity and has an average portfolio maturity not exceeding 90 days. Other investments held by

the Commission, primarily escrowed investments held in trust to defease specific bond issues, are maintained in separate accounts outside the Pool. These investments are made only at the direction of the issuers. The Pool's yield increased for the fiscal year to an average of 0.09%.

With the 1,147 issues managed at the end of the fiscal year, the original principal



outstanding was \$3.72 billion. Current total principal outstanding of these issues is \$2.66 billion. Many issues have not yet drawn their full loan. The majority of the issues the Commission handles are Water and Sewer projects, this is

followed by County Schools and Higher Education. The Commission handles a small number of issues for BANS, Parking, Improvements, Civic Center and Hospitals. The Commission serves as fiscal agent for issues from every county in the state.

Since 1991, the Commission has financed its operations from fees assessed for its services. The fee for fiscal year 2021 was 20/100 of 1% of the debt service paid for each issue, with a maximum of no more than \$2,000 per issue or series per year.

Percent		Principal Outstanding
78.1	Water and/or Sewer	\$ 2,078,843,662
16.2	County Schools	431,586,650
5.6	Higher Education	148,035,000
<u>0.1</u>	Other	<u>3,904,876</u>
100.0		\$ 2,662,370,188

7250

**SUMMARY OF INVESTMENTS AS OF JUNE 30, 2021
(at cost)**

7250

	<u>June 30, 2020</u>	<u>June 30, 2021</u>
Investment Pool	\$ 180,240,279	\$ 177,160,148
Escrowed Investments:		
County School General Obligation:		
Hancock County 2011	29,089,626	0
Monongalia County 2012	31,561,794	28,916,006
Preston County 2011	19,531,735	0
Total Escrowed Investments:	<u>80,183,155</u>	<u>28,916,006</u>
TOTAL INVESTMENTS	<u>\$ 260,423,434</u>	<u>\$ 206,076,154</u>

DEBT SERVICE ACCOUNTS

	<u>COLLEGES & UNIVERSITIES</u>	<u>COUNTY GENERAL OBLIGATION</u>	<u>COUNTY REVENUE</u>	<u>COUNTY SCHOOL DISTRICTS</u>	<u>PUBLIC SERVICE DISTRICTS</u>	<u>MUNICIPAL GENERAL OBLIGATION</u>	<u>MUNICIPAL REVENUE</u>	<u>TOTAL</u>
Beginning Balance, July 1, 2020	\$ 1,786,415	\$ 52,916	\$ 1,827,416	\$ 116,094,767	\$ 56,621,642	\$ 219,265	\$ 87,242,413	\$ 263,844,834
Add: Remittances	13,746,620	0	2,826,054	64,386,135	66,270,640	161,218	139,108,751	286,499,418
Public Utility Taxes	0	0	0	6,107,822	0	27,127	0	6,134,949
Interest Earned on:								
Escrowed Investments	0	0	0	1,020,070	0	0	193	1,020,263
Pool Investments	2,164	45	1,735	36,386	51,337	208	78,995	170,870
Discount Earned on:								
Matured Escrowed Investments	0	0	0	0	0	0	0	0
Miscellaneous	0	0	0	0	17,192	0	41,681	58,873
Total Receipts	<u>\$ 13,748,784</u>	<u>\$ 45</u>	<u>\$ 2,827,789</u>	<u>\$ 71,550,413</u>	<u>\$ 66,339,169</u>	<u>\$ 188,553</u>	<u>\$ 139,229,620</u>	<u>\$ 293,884,373</u>
Beginning Balance plus Receipts	15,535,199	52,961	4,655,205	187,645,180	122,960,811	407,818	226,472,033	557,729,207
Less: Principal Paid	5,340,000	0	1,667,412	110,834,517	41,221,117	135,000	117,543,171	276,741,217
Interest Paid	8,477,031	0	948,917	13,216,909	13,162,069	31,800	22,457,032	58,293,758
Bondholder Adm Fee Paid	0	0	51,016	0	1,310,744	0	2,471,423	3,833,183
Premium Paid on:								
Matured Escrowed Investments	0	0	0	0	0	0	0	0
Bonds Retired Early	0	0	0	0	0	0	0	0
Refunds to Issuers	0	0	6,179	3,673,371	4,507,075	0	1,684,877	9,871,502
Bank Fees Paid	0	0	0	0	0	0	180	180
MBC Fees Paid	5,076	0	5,335	41,989	105,109	334	151,967	309,810
BTI Fees Paid	0	0	0	1,185	0	0	15	1,200
Miscellaneous	0	0	0	0	0	0	0	0
Total Disbursements	<u>\$ 13,822,107</u>	<u>\$ 0</u>	<u>\$ 2,678,859</u>	<u>\$ 127,767,971</u>	<u>\$ 60,306,114</u>	<u>\$ 167,134</u>	<u>\$ 144,308,665</u>	<u>\$ 349,050,850</u>
Ending Balance, June 30, 2021	<u>\$ 1,713,092</u>	<u>\$ 52,961</u>	<u>\$ 1,976,346</u>	<u>\$ 59,877,209</u>	<u>\$ 62,654,696</u>	<u>\$ 240,684</u>	<u>\$ 82,163,368</u>	<u>\$ 208,678,356</u>

STATEMENT OF 7250 DEBT SERVICE ACCOUNT

	Account Balance		Principal Outstanding June 30, 2021	% Chg in \$ Amount 2020-2021	Number of Issues
	June 30, 2020	June 30, 2021			
<u>Colleges & Universities:</u>	\$ 1,786,415	\$ 1,713,092	\$ 148,035,000	-3.48%	3
<u>County Issues:</u>					
County Commission Revenue	1,827,416	1,976,346	41,310,200	-3.88%	17
County Commission General Obligation	52,916	52,961	0		
County School General Obligation	116,094,767	59,877,209	431,586,650	+19.79%	19
	<u>117,975,098</u>	<u>61,906,516</u>	<u>472,896,850</u>		<u>36</u>
<u>Municipal Issues:</u>					
Municipal Revenue	87,242,413	82,163,369	1,078,223,231	-1.25%	556
Municipal General Obligation	219,265	240,685	1,065,000	-11.25%	1
	<u>87,461,678</u>	<u>82,404,054</u>	<u>1,079,288,231</u>		<u>557</u>
<u>Public Service Districts:</u>	56,621,642	62,654,690	962,150,107	+10.12%	551
Bank Commission Suspense Account	<u>226</u>	<u>226</u>			
Total Assets:	<u>\$ 263,845,060</u>	<u>\$ 208,678,578</u>	<u>\$ 2,662,370,188</u>	<u>+5.51%</u>	<u>1,147</u>
Cash	\$ 3,421,626	\$ 2,602,424			
Escrowed Investments	80,183,155	28,916,006			
Pool Investments	<u>180,240,279</u>	<u>177,160,148</u>			
	<u>\$ 263,845,060</u>	<u>\$ 208,678,578</u>			
Percentage Change		-20.91%			

7251	DEPOSITS FOR INVESTMENT			7251
	<u>STATE</u>	<u>LOCAL CURRENT EXPENSE</u>	<u>LOCAL CAP. OUTLAY & PERM. IMP.</u>	<u>7251 GRAND TOTAL</u>
Beginning Balance July 1, 2020	\$ 2,019,098	\$ 7,696,662	\$ 1,185	\$ 9,716,945
Add: Remittance	0	10,040,685	0	10,040,685
Int. Earned				
Pool	1,660.00	7,229	1	8,890
Miscellaneous	<u>0</u>	<u>0</u>	<u>0</u>	<u>0</u>
Beginning Balance plus Receipts	2,020,758	17,744,576	1,186	19,766,520
Less: Refunds	2,020,460	4,564,673	0	6,585,133
Miscellaneous	<u>0</u>	<u>58,873</u>	<u>0</u>	<u>58,873</u>
Ending Balance June 30, 2021	<u>\$ 298</u>	<u>\$ 13,121,030</u>	<u>\$ 1,186</u>	<u>\$ 13,122,514</u>

SUMMARY OF INVESTMENTS OUTSTANDING AS OF JUNE 30, 2021

(All investments for 7251 are in the Board of Treasury
Investment's Government Money Market Pool, and are carried at cost.)

<u>Account</u>	<u>June 30, 2020</u>	<u>June 30, 2021</u>
State Discretionary	\$ 2,018,763	\$ 298
Local Current Expense	7,695,738	13,120,967
Capitol Outlay/Permanent Impr.	<u>692</u>	<u>693</u>
Total Investments	9,715,193	13,121,958
Cash	<u>1,752</u>	<u>556</u>
Total	<u>\$ 9,716,945</u>	<u>\$ 13,122,514</u>

NEW BOND ISSUES TO BE ADMINISTERED BY THE MUNICIPAL BOND COMMISSION

July 1, 2020 - July 30, 2021

<u>Issue Date</u>	<u>Issue Amount</u>	<u>Issue</u>	<u>Final Maturity</u>
09/02/2020	\$ 628,121	Athens 20-A Water & Sewer Revenue	09/01/2051
02/01/2021	1,212,000	Beckley 20-A Stormwater Revenue	01/01/2031
12/17/2020	10,000,000	Berkeley County PSD 20-A Water Bond Anticipation Note	12/01/2023
12/01/2020	308,600	Buffalo Creek PSD 20-A Sewer Revenue	06/01/2033
12/29/2020	87,500,000	Cabell County Schools 20 GO	06/01/2036
05/21/2021	1,100,000	Central Hampshire PSD 21-A Water Revenue	09/01/2052
07/14/2020	4,575,000	Charles Town 20-A Water & Sewer Revenue	06/01/2043
03/24/2021	800,000	Chester 21 Water & Sewer Bond Anticipation Note	03/24/2024
07/30/2020	7,500,000	Clarksburg 20-A Sewer Revenue	06/01/2040
03/18/2021	2,785,000	Clarksburg 21-A Water Refunding Revenue	06/01/2034
11/19/2020	441,000	Claywood Park PSD 20-A Water Revenue	09/01/2051
04/01/2021	4,700,000	Claywood Park PSD 21-A Water Refunding Revenue	11/01/2050
04/08/2021	52,000	Cottageville PSD 21-A Water Refunding Revenue	10/01/2023
04/08/2021	467,500	Cottageville PSD 21-B Water Refunding Revenue	03/01/2030
04/08/2021	360,000	Cottageville PSD 21-C Water Refunding Revenue	04/01/2049
04/15/2021	2,066,000	Cowen PSD 21-A Water & Sewer Revenue	09/01/2052
02/26/2021	4,153,000	Craigsville PSD 21-A Sewer Revenue	12/01/2060
08/05/2020	1,250,000	Davis 20-A Water & Sewer Revenue	12/01/2041
12/09/2020	385,000	Downs PSD 20-A Water Refunding Revenue	12/01/2034
07/23/2020	2,276,050	Elizabeth 20-A Water Revenue	12/01/2051
11/19/2020	4,699,365	Elkins 20-A Sewer Revenue	09/01/2040
10/29/2020	2,457,912	Ellenboro 20-A Water Revenue	03/01/2042
11/25/2020	11,740,000	Fairmont 20-A Water Refunding Revenue	07/01/2029
01/28/2021	200,000	Franklin 21-A Water Revenue	12/01/2060
07/30/2020	7,424,500	Greater Harrison County PSD 20-A Sewer Revenue	06/01/2060
12/16/2020	1,310,000	Greenbrier County PSD #2 20-A Sewer Revenue	09/01/2024
05/20/2021	26,200,000	Hampshire County Schools 21 GO	06/01/2031
04/28/2021	3,340,000	Hurricane 21-A Sewer Refunding Revenue	08/01/2027
04/15/2021	240,000	Huttonsville PSD 21-A Sewer Revenue	03/01/2061
05/27/2021	43,735,000	Jefferson County Schools 21 GO	06/01/2036
08/20/2020	7,261,790	Kanawha Falls PSD 20-A Sewer Revenue	03/01/2052
12/29/2020	2,128,000	Lavalette PSD 20-A Water Refunding Revenue	02/01/2046
12/29/2020	1,362,200	Lavalette PSD 20-B Water Refunding Revenue	05/01/2049
12/29/2020	1,950,750	Lavalette PSD 20-C Water Refunding Revenue	03/01/2050
12/01/2020	1,590,029	Lubeck PSD 20-A Sewer Revenue	03/01/2039
05/18/2021	1,942,538	Lubeck PSD 21-A Water Refunding Revenue	06/01/2045
05/18/2021	209,957	Lubeck PSD 21-B Water Refunding Revenue	06/01/2025
05/26/2021	11,155,000	Mason County PSD 21-A Water Refunding Revenue	12/01/2049
06/25/2021	560,545	Monumental PSD 21-B Water Revenue	06/01/2061

NEW BOND ISSUES TO BE ADMINISTERED BY THE MUNICIPAL BOND COMMISSION

July 1, 2020 - July 30, 2021

<u>Issue Date</u>	<u>Issue Amount</u>	<u>Issue</u>	<u>Final Maturity</u>
06/25/2021	395,580	Monumental PSD 21-C Water Revenue	12/01/2052
04/30/2021	2,350,918	Morgantown 21 Parking Revenue	06/01/2036
10/29/2020	31,890,000	Morgantown 20-A Water & Sewer Refunding Revenue	12/01/2040
03/18/2021	470,605	Moundsville 21 Sewer Revenue	04/01/2031
06/18/2021	5,000,000	New Creek Water 21-A Water Revenue	06/01/2051
12/17/2020	1,415,391	Northern Jackson County PSD 20 Water Ref Revenue	12/01/2035
03/30/2021	2,250,000	Oceana 21-A Water Revenue	09/01/2052
03/24/2021	7,015,000	Pleasants County Schools 21 Ref GO	05/01/2026
04/15/2021	3,696,000	Preston County PSD 21-A Sewer Revenue	03/01/2061
11/25/2020	17,695,000	Putnam County Schools 20 Ref GO	05/01/2025
06/29/2021	6,515,000	Putnam PSD 21-A Sewer Refunding Revenue	04/01/2042
06/29/2021	24,645,000	Putnam PSD 21-B Sewer Refunding Revenue	04/01/2051
08/06/2020	6,825,000	Putnam PSD 20-A Water Revenue	11/01/2045
06/29/2021	16,055,000	Putnam PSD 21-A Water Refunding Revenue	06/01/2051
02/26/2021	851,400	Red Sulphur PSD 21-A Water & Sewer Refunding	03/01/2030
02/26/2021	3,904,300	Red Sulphur PSD 21-B Water & Sewer Refunding	02/01/2036
05/25/2021	600,000	Richwood 21-A Water & Sewer Revenue	03/01/2061
03/18/2021	200,000	Romney 21-A Water Revenue	06/01/2051
12/09/2020	2,275,000	Ronceverte 20-A Water Revenue	03/01/2052
01/28/2021	2,488,000	Salt Rock Water PSD 21-A Water Revenue	09/01/2052
03/25/2021	265,000	Sissonville PSD 21-A Sewer Revenue	03/01/2041
10/29/2020	3,550,000	Sistersville 20-A Water Revenue	09/01/2060
09/23/2020	2,596,000	Sun Valley PSD 20-A Water Revenue	12/01/2041
06/17/2021	2,422,900	Union-Williams PSD 21-A Water Refunding Revenue	12/01/2037
06/17/2021	1,301,000	Union-Williams PSD 21-B Water Refunding Revenue	07/01/2030
03/18/2021	139,500	Wardensville 21-A Sewer Revenue	06/01/2041
03/18/2021	157,000	Wardensville 21-A Water Revenue	06/01/2051
06/10/2021	5,889,074	Wellsburg 21-A Water & Sewer Revenue	12/01/2052
12/23/2020	7,050,000	Wheeling 20 Water & Sewer Bond Anticipation Note	12/01/2023
	\$ 421,974,525	68 New Issues	

PAID OUT ISSUES ADMINISTRED BY THE MUNICIPAL BOND COMMISSION

July 1, 2020 - June 30, 2021

<u>Issue Date</u>	<u>Issue Amount</u>	<u>Issue</u>	<u>Paid Out</u>
05/24/2000	\$ 711,976,000	Athens 00 Water & Sewer Revenue	06/01/2021
09/17/2009	1,485,000	Beckley 09 Parking Revenue, Called	09/25/2020
12/15/2015	2,000,000	Beckley 10-A Stormwater Revenue, Called	12/16/2020
12/30/2013	2,875,000	Berkeley County PSD 13-B Water Refunding Revenue	12/01/2020
03/30/2001	429,000	Berkeley County Sewer PSD 01-A Revenue	03/01/2021
07/13/2000	307,000	Bluefield 00-A Sewer Revenue	03/01/2021
05/20/1999	1,116,645	Bluefield 99-A (Series 98-A) Sewer Revenue	06/01/2021
10/06/2015	29,120,000	Cabell County Schools 15 Refunding GO	05/01/2021
04/01/1981	535,000	Cedar Grove 81 (Series 79) Water Revenue	04/01/2021
04/27/1999	2,836,000	Central Hampshire PSD 99-A Sewer Revenue	09/01/2020
06/22/2000	3,163,781	Charles Town 00-A Water & Sewer Revenue, Called	03/01/2021
10/01/2013	2,970,000	Charles Town 13-B Water & Sewer Revenue, Called	07/01/2020
10/31/2014	820,000	Charles Town 14-C Water & Sewer Revenue, Called	07/01/2020
10/31/2014	1,445,000	Charles Town 14-D Water & Sewer Revenue, Called	07/01/2020
10/31/2014	1,425,000	Charles Town 14-E Water & Sewer Revenue, Called	07/01/2020
11/06/2014	3,965,000	Clarksburg 14-A Water Revenue, Called	06/01/2021
02/24/1999	429,090	Cottageville PSD 99 Sewer Revenue	09/01/2020
12/16/1999	478,630	Crab Orchard-MacArthur PSD 99 Sewer Revenue	06/01/2021
07/31/2003	84,000	Culloden PSD 03-C Sewer Refunding Revenue	10/01/2020
08/31/1999	108,000	Elizabeth 99 Sewer Revenue	12/01/2020
10/24/2012	25,555,000	Fairmont 12-D Water Refunding Revenue, Called	01/04/2021
06/23/1999	400,000	Greater Marion PSD 99-A Sewer Revenue	03/01/2021
12/02/1999	4,996,347	Hancock County PSD 99 Sewer Revenue	03/01/2021
03/10/2011	37,000,000	Hancock County Schools 11 GO, Called	05/01/2021
03/30/2017	5,617,141	Hurricane 17-A Sewer Revenue, Called	04/28/2021
08/18//2020	119,064	Kanawha PSD 97-L Sewer Note, Converted to Grant	07/09/2020
08/18/2020	145,000	Kanawha PSD 97-P Sewer Note, Converted to Grant	07/08/2020
01/18/2001	1,139,214	Kingwood 01 Water Revenue	10/01/2020
02/27/2015	2,070,530	Lubeck 15 Sewer Bond Anticipation Note, Cancelled	12/01/2020
03/09/1999	7,950,000	Lubeck PSD 99-A Sewer Revenue	03/01/2021
03/02/2011	15,760,000	Marion County Schools 11 GO	05/01/2021
06/28/2000	960,000	Mason County PSD 00-A Water Revenue	03/01/2021
08/27/1999	375,000	Middlebourne 99-B Sewer Revenue	09/01/2020
03/29/2019	420,000	Monumental PSD 19-A Water Revenue, Called	06/28/2021
03/17/1999	1,400,000	Moorefield 99-A Sewer Revenue	09/01/2020
01/28/2010	37,950,000	Morgantown 10-A Water & Sewer Revenue, Called	12/01/2020
12/20/2012	3,534,000	Morgantown 12 Parking Refunding Revenue, Called	03/19/2021
08/31/2015	5,800,000	Parkersburg 15-B Water & Sewer Refunding Revenue	08/01/2020
03/07/2000	477,000	Pea Ridge PSD 00 Sewer System Design Revenue	03/01/2021
07/13/2011	18,050,000	Pleasants County Schools 11 GO, Called	05/01/2021
06/02/2011	39,600,000	Preston County Schools 11 GO, Called	05/01/2021
03/24/2010	56,750,000	Putnam County Schools 10 GO, Called	05/01/2021

PAID OUT ISSUES ADMINISTRED BY THE MUNICIPAL BOND COMMISSION

July 1, 2020 - June 30, 2021

01/20/2017	1,188,000	Red Sulphur PSD 17-A Water & Sewer Revenue, Called	02/26/2021
01/20/2017	4,522,900	Red Sulphur PSD 17-B Water & Sewer Revenue, Called	02/26/2021
03/21/2018	164,414	Salt Rock Water PSD 18-A Grant Anticipation Note, Called	01/29/2021
03/15/2000	225,000	St Albans 00-C Water & Sewer Revenue	10/01/2020
07/22/1999	200,000	Terra Alta 99-A Sewer Revenue	03/01/2021
05/23/2013	3,520,000	Union Williams PSD 13 Water Revenue, Called	06/18/2021
07/01/2015	<u>1,915,000</u>	Union Williams PSD 15 Water Revenue, Called	06/18/2021
	<u><u>\$ 1,045,371,756</u></u>	49 Paid Out Issues	

BOND COUNSELS

<u>Code</u>	<u>Name</u>	<u>Address</u>	<u>Telephone</u>
BR	Bowles Rice, LLP	600 Quarrier Street, Suite 2121, Charleston, WV 25301	304-347-1100
D&S	Dinsmore & Shohl	707 Virginia Street E, Suite 1300, Charleston, WV 25301	304-357-0900
G&G	Goodwin & Goodwin	300 Summers St, Suite 1500, Charleston, WV 25301	304-346-7000
JK	Jackson Kelly	500 Lee Street E, Suite 1600, Charleston, WV 25301	304-340-1000
JTP	John T Poffenbarger	1578 Kanawha Blvd, Apt 4D, Charleston, WV 25311	304-762-5925
S&J	Steptoe & Johnson	Chase Tower, 17th Floor, 707 Virginia St E, Charleston, WV 25301	304-353-8000
STB	Spilman, Thomas & Battle	300 Kanawha Blvd E., PO Box 273, Charleston, WV 25301	304-340-3800
WLO	White Law Office	600 Kanawha Blvd. E, Suite 201, Charleston, WV 25301	304-720-1400

PAYING AGENT BANKS - PUBLIC BONDHOLDERS

<u>CODE</u>	<u>BANK NAME AND ADDRESS</u>
BBT GOV	BB&T / Truist Bank Governmental Finance, 223 W Nash Street, Wilson, NC 27893
BANK NY MELLON	Bank of New York, 385 Rifle Camp Road, 3rd Floor, Corporate Trust, Woodland Park, NJ 07424
BANK NY TRUST	Bank of New York, 385 Rifle Camp Road, 3rd Floor, Corporate Trust, Woodland Park, NJ 07424
CITY NB	City National Bank, One Park Avenue, Beckley, WV 25801
CVB	Capon Valley Bank, PO Box 119, 2 West Main Street, Wardensville, WV 26851
DTC	Depository Trust Company, 55 Water Street, New York, NY 10041
FARMERS	Farmers National Bank, 20 South Broad Street, Canfield, OH 44406
FNBRB	1st Neighborhood Bk c/o Pacific Coast Bankers' Bk, 4416 Emerson Avenue, Parkersburg, WV 26104
HUNT OH	Huntington National Bank, 525 Vine Street, Cincinnati, OH 45202
GCB	The Grant County Bank, PO Box 929, 3 North Main Street, Petersburg, WV 26847
JPMC	JP Morgan Chase, 370 South Cleveland Ave, Floor 2, Westerville, OH 43081
KEY BK	Key Bank, 1000 South McCaslin Blvd, Superior, CO 80027
MCNB	MCNB Bank & Trust, 75 Wyoming Street, Welch, WV 24801
MVB	MVB Bank, Inc, 301 Virginia Avenue, Fairmont, WV 26554
NBB	National Bank of Blacksburg, 100 South Main Street, Blacksburg, VA 24060
OVB	Ohio Valley Bank Comp, 420 3rd Avenue, Gallipolis, OH 45631
PCB	Pendleton Community Bank, 128 N Main Street, Franklin, WV 26807
PREMIER	Premier Bank, 300 State St., Madison, WV 25130
ROM	Bank of Romney, 95 East Main Street, Romney, WV 26757
SIGNBK	Signature Bank, 600 Washington Ave., Suite 305, Towson, MD 21204
SUMMIT CM B	Summit Community Bank, 310 N Main St, Moorefield, WV 26836
SUNFLOWER	Sunflower Bank, 3025 Cortland Circle, Salina, KS 67401
UB-PARKERSBURG	United Bank, Corporate Trust Dept, PO Box 393, Charleston, WV 25322
VRA	Wells Fargo (Virginia Resources Authority), 1021 East Cary Street, Richmond, VA 23219
WESBK-WHEEL	WesBanco Bank, Inc, Trust Wires/12100756, 1 Bank Plaza, Wheeling, WV 26003

PAYING AGENT BANKS - GOVERNMENTAL BONDHOLDERS

<u>CODE</u>	<u>PAYING AGENT</u>	<u>BANK NAME AND ADDRESS</u>	<u>AGENCY</u>
BNY	Bank of New York	Bank of NY, 385 Rifle Camp Rd, 3rd Floor, Corp Trust, Woodland Park, NJ 07424	WDA
BBT/WDA	BB&T/Truist Bank	BB&T - Truist Bank, 300 Summers Street, Charleston, WV 25301	WDA
BPH	BPH	Bureau of Public Health, Internal Governmental Transfer	BPH
DEP	DEP	Department of Environmental Protection, Internal Governmental Transfer	DEP
UNB	United Bank	United Bank, Corporate Trust Dept, PO Box 393, Charleston, WV 25322	IJDC

GOVERNMENTAL AGENCIES

<u>CODE</u>	<u>NAME</u>	<u>ADDRESS</u>	<u>TELEPHONE</u>
BPH	Bureau of Public Health	350 Capitol Street, Room 313, Charleston WV 25301-3713	304-356-4301
DEP	Depart of Environmental Protection	601 57th Street SE, Charleston, WV 25304	304-926-0499
IJDC	Infrastructure Job Develop Council	c/o WDA 1009 Bullitt Street, Charleston, WV 25301	304-414-6500
WDA	Water Development Authority	1009 Bullitt Street, Charleston, WV 25301	304-414-6500

ACTIVE BOND ACCOUNTS

The following is a listing of all the active bond accounts maintained by the Commission, as of the report date. Discretionary accounts and Sinking Fund Accounts for paid out issues are not included. All bond issues paid by the Commission, whether as the paying agent, or through a paying agent, are listed. All reserve accounts for issues paid by others are also included.

ACCOUNT NAME -- The name includes the issuer, year, type of issue, and whether the issue is a revenue (REV) or general obligation (GO) issue. All GOs are labeled as such. Additional accounts include Reserve (RES), Depreciation (DEP) or Repair & Replacement (R&R) accounts. On GO issues over \$5 million, tax collections surplus to annual debt service are transferred to a Surplus Collection (SUR COL) account. Issues labeled ESCROW have either been fully funded in cash, or have had specific US Treasury investments purchased to defease the issue with future earnings. Any Reserve accounts labeled (R)* are restricted reserves that the funds have future obligations.

ISSUE DATE -- The date of issue is shown in this column.

INTEREST RATE -- This column shows the interest rate, or range of rates, at which this bond was issued. It reflects the actual coupon rate. It is always listed from lowest to highest regardless of the order. Some rates may have matured, and no longer be outstanding.

ORIGINAL ISSUE -- This column indicates the amount of the original issue.

OUTSTANDING -- This column indicates the principal outstanding as of the report date.

ACCOUNT BALANCE -- This column indicates the account balance as of the report date. If this is an escrow account, the balance may include both cash and escrow securities. The investments are carried at cost, which may be different than their matured value, but will defease the issue.

LAST DEBT -- This column gives the final maturity year for the bond issue. In some cases where a bond has been advance refunded with escrows purchased for a future call, the year of final call rather than the original final maturity may be shown.

PAYING AGENT -- The Commission pays all funds for the debt service to these banks. Due to numerous bank mergers and name changes, the bank shown in this column may not agree with the bank named on the original bond (see Paying Agent address page).

If a reserve is covered through a Guaranteed Policy rather than funded with cash, then either "LOC" for Letter of Credit or "SB" for Surety Bond will be listed.

COUNSEL-LEGAL OPINIONS -- The Commission does not have legal opinions for these issues. If a legal opinion is needed, it can be obtained from the bond counsel for the issue (see Bond Counsel address page).

If a reserve is covered through a Guaranteed Policy rather than funded with cash, then the final maturity date of the Guaranteed Policy will be listed.

DISCLAIMER

While every attempt has been made to verify the accuracy of this data, no guarantee of accuracy should be assumed.

ACCOUNT NAME	ISSUE DATE	INTEREST	ORIGINAL ISSUANCE	6/30/2021 OUTSTANDING	6/30/2021 ACCT BALANCE	LAST DEBT	PAYING AGENT	BOND COUNSEL
Adrian PSD 00-A Water Reserve	10/06/00				99,227.65			
Adrian PSD 04-A Water Reserve	02/18/04				66,103.53			
Adrian PSD 08-A Water Reserve	10/23/08				97,295.28			
Adrian PSD 08-B Water Revenue	10/23/08	0.000 - 0.000	500,000	356,208	2,187.06	09/48	UNB	JK
Adrian PSD 08-B Water Reserve	10/23/08				13,651.23			
Adrian PSD 15-A Water Revenue	12/17/15	0.000 - 0.000	3,517,184	3,172,349	8,400.99	12/55	UNB	S&J
Adrian PSD 15-A Water Reserve	12/17/15				96,030.53			
Adrian PSD 17-A Water Reserve	05/26/17				4,745.31			
Adrian PSD 19-A Water Revenue	04/30/19	4.700 - 4.700	370,000	310,686	3,970.49	06/29	MVB:BH	S&J
Adrian PSD 19-A Water Reserve	04/30/19				7,736.88			
Adrian PSD 88 (Series 89) Water Reserve	07/21/88				58,339.29			
Adrian PSD 96-A Water Reserve	09/11/96				35,812.23			
Adrian PSD 96-B Water Reserve	09/11/96				46,829.97			
Albright 09-A Water Revenue	05/21/09	0.000 - 0.000	324,394	220,039	1,690.75	03/45	UNB	S&J
Albright 09-A Water Reserve	05/21/09				9,816.23			
Alderson 15-A Sewer Refunding Revenue	02/26/15	3.400 - 3.400	97,650	29,475	1,161.35	10/23	OVB:BH	S&J
Alderson 15-A Sewer Refunding Reserve	02/26/15				9,766.61			
Alderson 15-B Sewer Refunding Revenue	02/26/15	3.500 - 3.500	334,300	152,235	3,331.62	10/25	OVB:BH	S&J
Alderson 15-B Sewer Refunding Reserve	02/26/15				33,433.88			
Alderson 16-A Sewer Revenue	08/25/16	0.500 - 0.500	3,040,543	1,993,424	28,802.58	12/27	UNB	S&J
Alderson 16-A Sewer Reserve	08/25/16				311,336.45			
Alderson 16-B Sewer Revenue	08/25/16	0.500 - 0.500	531,501	432,686	3,717.39	06/56	UNB	S&J
Alderson 16-B Sewer Reserve	08/25/16				15,999.10			
Alderson 86-B Sewer Revenue	08/18/86	0.000 - 0.000	90,762	11,636	1,819.63	10/25	BNY	S&J
Alderson 86-B Sewer Reserve	08/18/86				2,453.39			
Alderson 13-A Water Revenue	08/16/13	4.100 - 4.100	200,000	52,564	2,148.60	09/23	UB -Parkersburg	S&J
Alderson 13-A Water Reserve	08/16/13				16,244.20			

ACCOUNT NAME	ISSUE DATE	INTEREST	ORIGINAL ISSUANCE	6/30/2021 OUTSTANDING	6/30/2021 ACCT BALANCE	LAST DEBT	PAYING AGENT	BOND COUNSEL
Alpine Lake 08-A Sewer Reserve	01/10/08				186,081.57			
Alpine Lake 06-A Water Reserve	08/10/06				92,014.82			
Alpine Lake 06-B Water Reserve	08/10/06				49,422.25			
Ansted 00 Sewer Revenue	12/11/00	0.000 - 0.000	580,645	208,042	3,741.23	03/32	DEP	S&J
Ansted 00 Sewer Reserve	12/11/00				20,453.00			
Armstrong PSD 02-A Sewer Revenue	12/01/02	4.000 - 5.600	785,000	210,000	20,801.77	04/25	DTC	S&J
Armstrong PSD 02-A Sewer Reserve	12/01/02				62,952.64			
Armstrong PSD (Deepwater) 94-A Sewer Revenue	11/15/94	6.750 - 6.750	429,000	267,867	17,671.24	10/33	BNY	JK
Armstrong PSD (Deepwater) 94-A Sewer Reserve	11/15/94				31,599.70			
Armstrong PSD 01-A Water Reserve	12/13/01				30,303.69			
Armstrong PSD 11-A Water Reserve	03/28/11				31,222.98			
Athens 04-A Water & Sewer Revenue	05/26/04	0.000 - 0.000	303,000	179,045	2,880.23	03/44	UNB	S&J
Athens 04-A Water & Sewer Reserve	05/26/04				10,782.39			
Athens 04-B Water & Sewer Revenue	05/26/04	0.000 - 0.000	2,262,000	1,074,450	29,665.12	09/35	DEP	S&J
Athens 04-B Water & Sewer Reserve	05/26/04				79,747.14			
Athens 20-A Water & Sewer Revenue	09/02/20	1.750 - 1.750	628,121	587,737	0	09/51	DEP	WLO
Athens 20-A Water & Sewer Reserve	09/02/20				26,957.00			
Barrackville 10-A Sewer Revenue	12/22/10	0.000 - 0.000	3,329,658	2,879,658	4,558.20	12/50	UNB	S&J
Barrackville 10-A Sewer Reserve	12/22/10				47,213.83			
Barrackville 10-B Sewer Revenue	12/22/10	0.000 - 0.000	2,500,000	2,082,724	4,907.64	06/42	DEP	S&J
Barrackville 10-B Sewer Reserve (R)*	12/22/10				43,780.43			
Barrackville 85-A Sewer Revenue	12/09/85	9.750 - 9.750	618,894	237,124	42,164.08	10/25	BNY	S&J
Barrackville 85-A Sewer Reserve (R)*	12/09/85				62,162.17			
Barrackville 85-B Sewer Revenue	12/09/85	0.000 - 0.000	308,106	40,540	12,668.26	10/25	BNY	S&J
Barrackville 85-B Sewer Reserve (R)*	12/09/85				13,041.60			
Barrackville 87-A Sewer Revenue	11/06/87	8.380 - 8.380	100,379	40,339	6,006.96	10/26	BNY	S&J
Barrackville 87-A Sewer Reserve (R)*	11/06/87				8,830.04			

ACCOUNT NAME	ISSUE DATE	INTEREST	ORIGINAL ISSUANCE	6/30/2021 OUTSTANDING	6/30/2021 ACCT BALANCE	LAST DEBT	PAYING AGENT	BOND COUNSEL
Barrackville 87-B Sewer Revenue	11/06/87	0.000 - 0.000	24,621	3,888	616.88	10/26	BNY	S&J
Barrackville 87-B Sewer Reserve (R)*	11/06/87				993.74			
Bath 02-A Water Revenue	12/09/02	0.000 - 0.000	1,150,000	469,567	13,011.90	09/33	BPH	JK
Bath 02-A Water Reserve	12/09/02				38,473.47			
Bath 06-A Water Revenue	08/29/06	0.000 - 0.000	1,250,000	666,648	8,608.10	06/37	BPH	JK
Bath 06-A Water Reserve	08/29/06				41,822.58			
Bath 06-B Water Revenue	08/29/06	0.000 - 0.000	1,237,000	808,495	5,641.41	06/46	UNB	JK
Bath 06-B Water Reserve	08/29/06				32,459.34			
Bath 08-A Water Refunding Revenue	11/05/08	4.290 - 4.290	1,091,000	288,100	19,469.54	09/24	BBT Gov/Truist	S&J
Bath 08-A Water Refunding Reserve	11/05/08				95,789.17			
Bath 09-A Water Revenue	10/29/09	0.000 - 0.000	2,193,910	1,444,307	6,773.12	03/41	BPH	S&J
Bath 09-A Water Reserve	10/29/09				73,402.65			
Bath 14-A Water Revenue	11/20/14	1.000 - 1.000	1,000,000	885,192	2,898.77	09/54	UNB	S&J
Bath 14-A Water Reserve	11/20/14				23,440.70			
Beckley 04-A Sewer Revenue	09/28/04	2.000 - 2.000	9,039,000	2,608,226	149,576.57	06/26	DEP	VLF
Beckley 04-A Sewer Reserve	09/28/04				549,527.91			
Beckley 09-A Sewer Revenue	09/18/09	2.000 - 2.000	679,316	330,719	11,241.27	03/30	DEP	JK
Beckley 09-A Sewer Reserve	09/18/09				41,299.50			
Beckley 09-C Sewer Revenue	09/18/09	0.000 - 0.000	1,035,783	755,097	5,459.11	09/49	DEP	JK
Beckley 09-C Sewer Reserve	09/18/09				27,436.15			
Beckley 15-A Sewer Revenue	10/22/15	0.500 - 0.500	3,740,214	3,230,115	14,290.11	06/46	DEP	S&J
Beckley 15-A Sewer Reserve	10/22/15				137,539.37			
Beckley 17 Sewer Refunding Revenue	06/22/17	2.750 - 3.350	15,450,000	13,405,000	353,099.65	06/33	SUNFLOWER	D&S
Beckley 17 Sewer Refunding Reserve	06/22/17				500,058.72			
Beckley 20-A Stormwater Revenue	02/01/21	1.950 - 1.950	1,212,000	1,167,135	11,174.65	01/31	CITY NB	S&J
Belington 04-A Water & Sewer Reserve	07/15/04				19,226.30			
Belington 04-B Water & Sewer Reserve	07/15/04				58,426.02			

ACCOUNT NAME	ISSUE DATE	INTEREST	ORIGINAL ISSUANCE	6/30/2021 OUTSTANDING	6/30/2021 ACCT BALANCE	LAST DEBT	PAYING AGENT	BOND COUNSEL
Belington 04-C Water & Sewer Revenue	07/15/04	0.000 - 0.000	1,000,000	597,402	2,731.05	06/44	UNB	S&J
Belington 04-C Water & Sewer Reserve	07/15/04				27,420.50			
Belington 12-A Water & Sewer Revenue	09/20/12	0.000 - 0.000	1,250,000	1,002,446	3,016.12	09/52	UNB	S&J
Belington 12-A Water & Sewer Reserve	09/20/12				24,655.38			
Belington 12-B Water & Sewer Reserve	09/20/12				47,480.71			
Belington 12-C Water & Sewer Reserve	09/20/12				37,026.50			
Belington 13-A Water & Sewer Revenue	11/13/13	1.000 - 1.000	667,188	541,916	4,226.82	09/53	UNB	S&J
Belington 13-A Water & Sewer Reserve	11/13/13				13,182.90			
Belington 97-A Water & Sewer Revenue	03/03/97	6.250 - 6.250	475,000	313,946	15,557.10	10/35	BNY	S&J
Belington 97-A Water & Sewer Reserve	03/03/97				32,859.00			
Belle 08-A Sewer Revenue	11/20/08	0.000 - 0.000	1,945,100	1,199,466	6,455.39	12/39	DEP	S&J
Belle 08-A Sewer Reserve	11/20/08				68,452.74			
Belle 09-A Sewer Revenue	09/25/09	0.000 - 0.000	275,396	179,006	1,816.48	12/40	DEP	S&J
Belle 09-A Sewer Reserve	09/25/09				9,697.89			
Belle 17-A Sewer Revenue	07/11/17	0.250 - 0.250	4,045,000	3,793,988	10,228.07	06/57	DEP	S&J
Belle 17-A Sewer Reserve	07/11/17				28,692.96			
Belmont 04-A Sewer Revenue	08/19/04	0.000 - 0.000	1,219,978	599,822	28,582.54	03/36	DEP	S&J
Belmont 04-A Sewer Reserve	08/19/04				48,386.54			
Belmont 97-A Water Revenue	12/15/97	6.250 - 6.250	1,302,490	865,371	56,014.21	10/35	BNY	S&J
Belmont 97-A Water Reserve	12/15/97				90,572.31			
Benwood 11-A Water Revenue	03/17/11	0.000 - 0.000	1,548,512	1,188,512	3,777.41	03/51	UNB	S&J
Benwood 11-A Water Reserve	03/17/11				42,174.90			
Benwood 00-A Sewer Revenue	12/20/00	0.000 - 0.000	318,300	114,036	3,025.81	03/32	DEP	S&J
Benwood 00-A Sewer Reserve	12/20/00				11,085.04			
Benwood 00-B Sewer Revenue	12/20/00	0.000 - 0.000	245,600	123,555	1,680.97	12/40	UNB	S&J
Benwood 00-B Sewer Reserve	12/20/00				6,623.00			
Benwood 17-A Sewer Revenue	07/11/17	0.250 - 0.250	2,404,539	2,241,464	7,237.78	06/57	DEP	S&J

ACCOUNT NAME	ISSUE DATE	INTEREST	ORIGINAL ISSUANCE	6/30/2021 OUTSTANDING	6/30/2021 ACCT BALANCE	LAST DEBT	PAYING AGENT	BOND COUNSEL
Benwood 17-A Sewer Reserve	07/11/17				18,631.36			
Berkeley County Schools 20 Ref GO	02/05/20	2.000 - 5.000	22,115,000	15,230,000	136,955.48	05/25	DTC	S&J
Berkeley County Schools 20 Ref Sur Col	02/05/20				1,344,594.00			
Berkeley County Schools 20 Ref Spec Sur	02/05/20				1,160,029.40			
Berkeley County Sewer PSD 00-A Revenue	05/25/00	0.000 - 0.000	937,500	289,044	3,501.93	09/30	DEP	S&J
Berkeley County Sewer PSD 00-A Reserve	05/25/00				33,129.41			
Berkeley County Sewer PSD 01-B Revenue	08/07/01	0.000 - 0.000	2,909,850	1,018,428	13,512.70	12/31	DEP	S&J
Berkeley County Sewer PSD 01-B Reserve	08/07/01				0		SB	12/01/2031
Berkeley County Sewer PSD 02-A Revenue	05/09/02	0.000 - 0.000	750,000	281,250	2,789.62	09/32	DEP	S&J
Berkeley County Sewer PSD 02-A Reserve	05/09/02				26,440.69			
Berkeley County Sewer PSD 02-B Revenue	07/11/02	0.000 - 0.000	456,548	171,180	1,706.40	09/32	DEP	S&J
Berkeley County Sewer PSD 02-B Reserve	07/11/02				16,411.94			
Berkeley County Sewer PSD 02-C Revenue	08/28/02	0.000 - 0.000	30,500,000	13,294,856	123,729.96	03/34	DEP	S&J
Berkeley County Sewer PSD 02-C Reserve	08/28/02				0		SB	03/01/2034
Berkeley County Sewer PSD 02-D Revenue	08/28/02	5.800 - 5.800	4,965,465	3,791,334	162,240.14	10/39	BNY	S&J
Berkeley County Sewer PSD 02-D Reserve	08/28/02				0		SB	10/01/2039
Berkeley County Sewer PSD 02-E Revenue	08/28/02	5.800 - 5.800	560,822	444,356	17,263.79	10/41	BBT Truist/WDA	S&J
Berkeley County Sewer PSD 02-E Reserve	08/28/02				37,144.48			
Berkeley County Sewer PSD 03-A Revenue	08/14/03	2.000 - 2.000	252,922	37,402	1,735.31	12/23	DEP	S&J
Berkeley County Sewer PSD 03-A Reserve	08/14/03				15,378.55			
Berkeley County Sewer PSD 03-B Revenue	08/14/03	2.000 - 2.000	330,862	48,924	2,285.17	12/23	DEP	S&J
Berkeley County Sewer PSD 03-B Reserve	08/14/03				20,116.85			
Berkeley County Sewer PSD 04-A Revenue	11/30/04	0.000 - 0.000	1,999,600	1,057,759	6,085.87	09/39	UNB	S&J
Berkeley County Sewer PSD 04-A Reserve	11/30/04				0		SB	09/01/2039
Berkeley County Sewer PSD 09-A Revenue	07/31/09	4.000 - 5.300	2,695,000	1,425,000	97,095.24	03/29	DTC	S&J
Berkeley County Sewer PSD 09-A Reserve	07/31/09				225,604.64			
Berkeley County Sewer PSD 09-B Revenue	07/31/09	0.000 - 0.000	1,000,000	485,664	11,697.75	09/29	UNB	S&J

ACCOUNT NAME	ISSUE DATE	INTEREST	ORIGINAL ISSUANCE	6/30/2021 OUTSTANDING	6/30/2021 ACCT BALANCE	LAST DEBT	PAYING AGENT	BOND COUNSEL
Berkeley County Sewer PSD 09-B Reserve	07/31/09				0		SB	09/01/2029
Berkeley County Sewer PSD 13-C Refunding Revenue	12/19/13	2.000 - 3.500	2,880,000	1,330,000	246,626.14	10/25	DTC	S&J
Berkeley County Sewer PSD 13-C Refunding Reserve	12/19/13				288,034.41			
Berkeley County Sewer PSD 13-D Revenue	12/20/13	0.000 - 0.000	1,116,602	711,820	5,195.17	03/34	UNB	S&J
Berkeley County Sewer PSD 13-D Reserve	12/20/13				0		SB	03/01/2034
Berkeley County Sewer PSD 15-A Revenue	02/12/15	0.000 - 0.000	26,435,450	23,459,260	70,719.23	12/54	DEP	S&J
Berkeley County Sewer PSD 15-A Reserve	02/15/15				0		SB	12/01/2054
Berkeley County Sewer PSD 15-B Revenue	02/12/15	1.000 - 1.000	10,623,472	9,617,588	31,191.09	12/54	UNB	S&J
Berkeley County Sewer PSD 15-B Reserve	02/12/15				0		SB	12/01/2054
Berkeley County Sewer PSD 15-C Revenue	02/12/15	1.000 - 4.500	16,970,000	16,225,000	161,418.05	10/35	DTC	S&J
Berkeley County Sewer PSD 15-C Reserve	02/12/15				0		SB	10/01/2035
Berkeley County Sewer PSD 16-A Revenue	02/24/16	0.000 - 0.000	163,871	122,891	1,129.29	06/36	UNB	S&J
Berkeley County Sewer PSD 16-A Reserve	02/24/16				4,276.80			
Berkeley County Sewer PSD 16-B Revenue	04/21/16	1.450 - 5.000	29,300,000	27,510,000	181,416.93	06/46	DTC	S&J
Berkeley County Sewer PSD 16-B Reserve	04/21/16				0		SB	06/01/2045
Berkeley County Sewer PSD 17-A Revenue	06/30/17	0.000 - 0.000	1,100,000	944,797	4,599.43	06/40	UNB	S&J
Berkeley County Sewer PSD 17-A Reserve	06/30/17				57,720.94			
Berkeley County Sewer PSD 17-B Refunding Revenue	11/01/17	2.300 - 2.300	8,587,000	6,422,000	857,741.73	10/26	BBT Gov/Truist	S&J
Berkeley County Sewer PSD 17-B Refunding Reserve	11/01/17				0		SB	10/01/2026
Berkeley County PSD 20-A Sewer Revenue	05/28/20	2.750 - 2.750	1,407,684	1,021,044	8,205.75	03/40	DEP	S&J
Berkeley County PSD 20-A Sewer Reserve	05/28/20				802.84			
Berkeley County Sewer PSD 86-B Revenue	03/07/86	0.000 - 0.000	1,638,194	215,552	41,723.96	10/25	BNY	S&J
Berkeley County Sewer PSD 86-B Reserve	03/07/86				0		SB	10/01/2025
Berkeley County Sewer PSD 90-A Revenue	05/03/90	7.850 - 7.850	828,629	431,539	42,637.62	10/29	BNY	S&J
Berkeley County Sewer PSD 90-A Reserve	05/03/90				0		SB	10/01/2029
Berkeley County Sewer PSD 90-B Revenue	05/03/90	0.000 - 0.000	38,669	8,924	1,412.27	10/29	BNY	S&J
Berkeley County Sewer PSD 90-B Reserve	05/03/90				1,192.90			

ACCOUNT NAME	ISSUE DATE	INTEREST	ORIGINAL ISSUANCE	6/30/2021 OUTSTANDING	6/30/2021 ACCT BALANCE	LAST DEBT	PAYING AGENT	BOND COUNSEL
Berkeley County Sewer PSD 94-A Revenue	10/05/94	6.750 - 6.750	494,288	308,633	21,261.36	10/33	BNY	S&J
Berkeley County Sewer PSD 94-A Reserve	10/05/94				36,411.69			
Berkeley County Sewer PSD 99-A Revenue	10/28/99	0.000 - 0.000	30,707,296	10,324,002	125,205.37	03/31	DEP	S&J
Berkeley County Sewer PSD 99-A Reserve	10/28/99				0		SB	03/01/2031
Berkeley County PSD 01-A Water Revenue	10/25/01	5.800 - 5.800	2,010,000	1,497,109	68,762.38	10/39	BNY	S&J
Berkeley County PSD 01-A Water Reserve	10/25/01				0		SB	10/01/2039
Berkeley County PSD 03-C Water Revenue	05/15/03	5.000 - 5.000	2,430,000	531,004	152,393.08	10/23	BNY	S&J
Berkeley County PSD 03-C Water Reserve	05/15/03				194,994.24			
Berkeley County PSD 12-A Water Revenue	12/20/12	1.000 - 2.375	7,425,000	2,975,000	545,813.74	12/24	DTC	S&J
Berkeley County PSD 12-A Water Reserve	12/20/12				742,516.12			
Berkeley County PSD 12-B Water Revenue	12/20/12	1.000 - 3.250	7,800,000	7,335,000	168,754.76	12/32	DTC	S&J
Berkeley County PSD 12-B Water Reserve	12/20/12				739,013.04			
Berkeley County PSD 13-A Water Refunding Revenue	12/30/13	2.000 - 4.500	9,900,000	9,125,000	436,990.54	12/33	DTC	S&J
Berkeley County PSD 13-A Water Refunding Reserve	12/30/13				0		SB	12/01/2033
Berkeley County PSD 15-A Water Refunding Revenue	02/26/15	2.000 - 3.250	9,575,000	8,770,000	205,463.60	12/36	DTC	S&J
Berkeley County PSD 15-A Water Refunding Reserve	02/26/15				0		SB	12/01/2036
Berkeley County PSD 15-C Water Refunding Revenue	10/01/15	0.600 - 3.700	9,910,000	9,705,000	75,176.59	12/37	DTC	S&J
Berkeley County PSD 15-C Water Refunding Reserve	10/01/15				0		SB	12/01/2037
Berkeley County PSD 15-D Water Refunding Revenue	10/01/15	2.000 - 3.000	2,150,000	1,850,000	57,662.43	12/25	DTC	S&J
Berkeley County PSD 15-D Water Refunding Reserve	10/01/15				0		SB	12/01/2025
Berkeley County PSD 15-E Water Refunding Revenue	12/01/15	2.000 - 3.000	5,460,000	3,570,000	231,336.67	12/28	DTC	S&J
Berkeley County PSD 15-E Water Refunding Reserve	12/01/15				0		SB	12/01/2028
Berkeley County PSD 16-A Water Revenue	07/20/16	3.000 - 3.000	5,213,278	4,801,179	57,524.56	06/39	UNB	S&J
Berkeley County PSD 16-A Water Reserve	07/20/16				75,305.47			
Berkeley County PSD 20-A Water Revenue	05/27/20	3.000 - 3.125	9,950,000	9,950,000	50,196.97	12/44	DTC	S&J
Berkeley County PSD 20-A Water Reserve	05/27/20				0		SB	12/01/2044
Berkeley County PSD 20-B Water Revenue	05/27/20	2.100 - 2.400	300,000	220,000	60,693.26	12/23	DTC	S&J

ACCOUNT NAME	ISSUE DATE	INTEREST	ORIGINAL ISSUANCE	6/30/2021 OUTSTANDING	6/30/2021 ACCT BALANCE	LAST DEBT	PAYING AGENT	BOND COUNSEL
Berkeley County PSD 20-B Water Reserve	05/27/20				0		SB	12/01/2023
Berkeley County PSD 20-A Water BAN	12/17/20	1.260 - 1.260	10,000,000	10,000,000	20,887.51	12/23	BBT Gov/Truist	S&J
Berkeley County (Hedgesville 93-B) PSD 93-C Water Revenue	03/08/93	0.000 - 0.000	17,629	4,972	420.68	10/31	BNY	BR
Berkeley County (Hedgesville 93B) PSD 93C W Reserve	03/08/93				452.04			
Berkeley County (Opequon 93) PSD 93-D Water Revenue	07/29/93	6.750 - 6.750	10,257,957	6,368,355	428,621.82	04/33	BNY	BR
Berkeley County (Opequon 93) PSD 93-D Water Reserve (R)*	07/29/93				115,830.40		SB	04/01/2033
Berkeley County (Hedgesville 93-A) PSD 93-B Water Revenue	03/08/93	7.750 - 7.750	528,871	313,236	24,955.23	10/31	BNY	BR
Berkeley County (Hedgesville 93A) PSD 93-B Water Reserve	03/08/93				43,350.65			
Berkeley County (Hedgesville 96) PSD 96 Water Revenue	08/06/96	6.250 - 6.250	677,158	446,377	26,059.21	10/35	BNY	BR
Berkeley County (Hedgesville 96) PSD 96 Water Reserve	08/06/96				0		SB	10/01/2035
Bethany 05-A Sewer Revenue	02/22/05	3.000 - 3.000	1,250,000	385,619	6,936.51	06/26	UNB	S&J
Bethany 05-A Sewer Reserve	02/22/05				83,341.45			
Bethany 09-A Sewer Reserve	06/19/09				27,059.58			
Beverly 01-A Sewer Revenue	09/11/01	0.000 - 0.000	300,000	107,500	1,096.73	03/32	DEP	S&J
Beverly 01-A Sewer Reserve	09/11/01				10,590.63			
Beverly 97-A Sewer Revenue	08/28/97	0.000 - 0.000	248,258	101,201	6,853.83	06/37	UNB	S&J
Beverly 97-A Sewer Reserve	08/28/97				6,699.14			
Beverly 12-A Water Revenue	08/29/12	0.000 - 0.000	3,800,000	2,881,657	13,444.91	03/44	BPH	S&J
Beverly 12-A Water Reserve	08/29/12				96,153.24			
Big Bend PSD 98 Sewer Revenue	05/13/98	0.000 - 0.000	208,920	89,157	1,401.20	03/38	UNB	JTP
Big Bend PSD 98 Sewer Reserve	05/13/98				5,639.27			
Big Bend PSD 13-A Water Reserve	06/17/13				12,163.82			
Bingamon PSD 05-A Water Reserve	08/24/05				22,454.52			
Birch River PSD 09-A Water Reserve	10/19/09				32,982.71			
Birch River PSD 14-A Water Reserve	12/22/14				4,993.93			
Bluefield 13-A Sewer Revenue	06/27/13	0.500 - 0.500	1,358,924	1,059,813	5,360.05	06/44	DEP	S&J
Bluefield 13-A Sewer Reserve	06/27/13				35,774.92			

ACCOUNT NAME	ISSUE DATE	INTEREST	ORIGINAL ISSUANCE	6/30/2021 OUTSTANDING	6/30/2021 ACCT BALANCE	LAST DEBT	PAYING AGENT	BOND COUNSEL
Bluefield 20-A Sewer Revenue	06/05/20	2.750 - 2.750	3,066,273	2,478,475	0	06/40	DEP	S&J
Bluefield 20-A Sewer Reserve	06/05/20				0			
Bluefield 20-B Sewer Revenue	06/04/20	0.950 - 0.950	10,744,800	4,036,925	0	12/41	VRA	S&J
Bluefield 20-B Sewer Reserve	06/04/20				0			
Bluewell PSD 00 Water Revenue	08/29/00	0.000 - 0.000	1,275,000	435,625	9,264.86	09/31	BPH	S&J
Bluewell PSD 00 Water Reserve	08/29/00				42,537.03			
Bluewell PSD 04 Water Reserve	06/30/04				54,654.71			
Bluewell PSD 05-A Water Reserve	04/13/05				19,142.71			
Bluewell PSD 05-B Water Reserve	04/13/05				648.42			
Bluewell PSD 19-A Water Reserve	07/18/19				0			
Boone County (Danville) PSD 93-A Sewer Revenue	07/30/93	6.750 - 6.750	4,384,319	2,721,877	148,828.63	04/33	BNY	S&J
Boone County (Danville) PSD 93-A Sewer Reserve	07/30/93				321,076.47			
Boone County PSD 08-A Sewer Revenue	04/16/08	0.000 - 0.000	1,200,000	833,744	2,572.75	03/48	UNB	S&J
Boone County PSD 08-A Sewer Reserve	04/16/08				31,172.05			
Boone County PSD 00-A Water Revenue	04/26/00	0.000 - 0.000	2,130,000	710,000	14,191.17	06/31	BPH	S&J
Boone County PSD 00-A Water Reserve	04/26/00				0		LOC	06/01/2031
Boone County PSD 00-B Water Revenue	04/26/00	0.000 - 0.000	4,909,161	2,375,400	21,946.83	03/40	UNB	S&J
Boone County PSD 00-B Water Reserve	04/26/00				0		LOC	03/01/2040
Boone County PSD 10-A Water Revenue	10/14/10	0.000 - 0.000	1,062,000	806,833	4,796.43	09/50	UNB	S&J
Boone County PSD 10-A Water Reserve	10/14/10				0		LOC	06/01/2022
Boone-Raleigh PSD 94-A Sewer Revenue	07/20/94	6.750 - 6.750	1,543,981	964,062	9,476.82	10/33	BNY	JK
Boone-Raleigh PSD 94-A Sewer Reserve	07/20/94				113,680.35			
Bradley PSD 02-A Sewer Revenue	06/25/02	0.000 - 0.000	293,000	114,734	2,285.35	03/33	DEP	G&G
Bradley PSD 02-A Sewer Reserve	06/25/02				10,310.86			
Bradley PSD 05-A Sewer Refunding Revenue	01/14/05	0.000 - 0.000	6,192,677	3,147,944	20,345.58	09/36	DEP	G&G
Bradley PSD 05-A Sewer Refunding Reserve	01/14/05				216,773.04			
Bradley PSD 17-A Sewer Refunding Revenue	06/08/17	2.400 - 3.500	2,640,000	2,110,000	77,248.09	03/33	DTC	S&J

ACCOUNT NAME	ISSUE DATE	INTEREST	ORIGINAL ISSUANCE	6/30/2021 OUTSTANDING	6/30/2021 ACCT BALANCE	LAST DEBT	PAYING AGENT	BOND COUNSEL
Bradley PSD 17-A Sewer Refunding Reserve	06/06/17				218,764.89			
Bradshaw 93-A Sewer Revenue	03/31/93	7.750 - 7.750	245,806	145,584	12,816.28	10/31	BNY	S&J
Bradshaw 93-A Sewer Reserve	03/31/93				20,149.52			
Bradshaw 93-B Sewer Revenue	03/31/93	0.000 - 0.000	8,194	2,311	206.22	10/31	BNY	S&J
Bradshaw 93-B Sewer Reserve	03/31/93				242.69			
Branchland/Midkiff PSD 09-A Water Revenue	06/24/09	0.000 - 0.000	4,100,000	2,962,564	9,778.59	06/49	UNB	S&J
Branchland/Midkiff PSD 09-A Water Reserve	06/24/09				111,709.92			
Branchland/Midkiff PSD 11-A Water Revenue	12/22/11	0.000 - 0.000	1,247,000	987,864	2,982.86	12/51	UNB	S&J
Branchland/Midkiff PSD 11-A Water Reserve	12/22/11				34,200.07			
Branchland/Midkiff PSD 98 Water Revenue	07/29/98	0.000 - 0.000	1,280,000	561,549	3,043.33	06/38	UNB	G&G
Branchland/Midkiff PSD 98 Water Reserve	07/29/98				34,874.81			
Braxton County Schools 16 Refunding GO	06/30/16	2.000 - 5.000	11,860,000	7,885,000	63,158.05	05/29	DTC	BR
Braxton County Schools 16 Ref GO Sur Col	06/30/16				963,940.82			
Brooke County PSD 03-A Sewer Revenue	10/10/03	0.000 - 0.000	606,211	276,155	4,950.00	03/35	DEP	BR
Brooke County PSD 03-A Sewer Reserve	10/10/03				29,552.62			
Brooke County PSD 10-A Sewer Revenue	03/18/10	0.000 - 0.000	2,517,800	1,904,895	6,133.38	03/50	UNB	S&J
Brooke County PSD 10-A Sewer Reserve	03/18/10				64,312.11			
Brooke County PSD 15-A Sewer Revenue	06/02/15	1.000 - 1.000	1,000,000	868,417	3,613.85	12/46	UNB	S&J
Brooke County PSD 15-A Sewer Reserve	06/02/15				18,119.84			
Brooke County PSD 18-A Sewer Revenue	09/20/18	0.750 - 0.750	2,695,000	2,588,473	9,133.22	09/48	DEP	S&J
Brooke County PSD 18-A Sewer Reserve	09/20/18				14,022.59			
Brooke County PSD 97-B Sewer Revenue	12/09/97	0.000 - 0.000	2,163,971	927,416	10,986.11	12/37	UNB	JK
Brooke County PSD 97-B Sewer Reserve	12/09/97				76,267.34			
Brooke County PSD 97-C Sewer Revenue	12/09/97	1.000 - 1.000	450,000	400,343	2,296.14	12/37	UNB	JK
Brooke County PSD 97-C Sewer Reserve	12/09/97				26,353.97			
Brooke County PSD 03-A Water Revenue	10/10/03	0.000 - 0.000	764,000	435,872	2,092.18	09/43	UNB	BR
Brooke County PSD 03-A Water Reserve	10/10/03				21,228.15			

ACCOUNT NAME	ISSUE DATE	INTEREST	ORIGINAL ISSUANCE	6/30/2021 OUTSTANDING	6/30/2021 ACCT BALANCE	LAST DEBT	PAYING AGENT	BOND COUNSEL
Brooke County Schools 15 GO	05/05/15	2.000 - 4.000	15,000,000	9,945,000	29,004.30	06/30	DTC	G&G
Brooke County Schools 15 GO Surplus Collections	05/05/15				770,388.63			
Brooke County Schools 83 GO Bank Fee	02/01/83				349.74			
Buckhannon 09-A Sewer Refunding Revenue	04/23/09	4.230 - 4.230	2,004,608	670,986	29,934.32	10/25	BBT Gov/Truist	JK
Buckhannon 86-B Sewer Revenue	03/12/86	0.000 - 0.000	1,081,160	135,145	56,172.34	10/25	BNY	VLF
Buckhannon 86-B Sewer Reserve	03/12/86				54,512.51			
Buckhannon 16-A Water Revenue	02/18/16	1.500 - 4.000	3,755,000	3,125,000	113,263.70	03/36	DTC	S&J
Buckhannon 16-A Water Reserve	02/18/16				273,443.30			
Buffalo Creek PSD 15-A Sewer Reserve	03/06/15				64,792.41			
Buffalo Creek PSD 15-B Sewer Reserve	03/06/15				15,167.25			
Buffalo Creek PSD 20-A Sewer Revenue	12/01/20	3.000 - 3.000	308,600	120,159	2,564.95	06/33	UNB	S&J
Buffalo Creek PSD 20-A Sewer Reserve	12/01/20				255.98			
Buffalo Creek PSD 90-A Sewer Revenue	07/24/90	8.100 - 8.100	438,497	233,037	18,696.62	10/29	BNY	S&J
Buffalo Creek PSD 90-A Sewer Reserve	07/24/90				37,465.79			
Buffalo 10-A Sewer Revenue	11/09/10	0.000 - 0.000	440,312	351,377	855.13	12/37	UNB	S&J
Buffalo 10-A Sewer Reserve	11/09/10				35,471.24			
Buffalo 90-A Sewer Revenue	09/06/90	8.100 - 8.100	280,168	148,895	13,396.89	10/29	BNY	JK
Buffalo 90-A Sewer Reserve	09/06/90				23,937.80			
Buffalo 90-B Sewer Revenue	09/06/90	0.000 - 0.000	12,652	2,997	419.83	10/29	BNY	JK
Buffalo 90-B Sewer Reserve	09/06/90				543.49			
Buffalo 90-C Sewer Reserve	09/06/90				26,522.64			
Buffalo 97-B Lot 2 Sewer Revenue	12/04/97	0.000 - 0.000	768,395	327,187	3,625.91	12/37	UNB	S&J
Buffalo 97-B Sewer Revenue	12/04/97	0.000 - 0.000	1,263,797	538,133	3,983.86	12/37	UNB	S&J
Buffalo 97-B Sewer Reserve	12/04/97				57,295.42			
Buffalo 97-C Sewer Revenue	12/04/97	0.000 - 0.000	600,000	528,000	5,137.70	12/37	UNB	S&J
Buffalo 97-C Sewer Reserve	12/04/97				33,658.03			
Burnsville 15-A Water Revenue	11/20/15	1.000 - 1.000	2,410,063	2,198,925	8,059.17	09/55	UNB	S&J

ACCOUNT NAME	ISSUE DATE	INTEREST	ORIGINAL ISSUANCE	6/30/2021 OUTSTANDING	6/30/2021 ACCT BALANCE	LAST DEBT	PAYING AGENT	BOND COUNSEL
Burnsville 15-A Water Reserve	11/20/15				31,615.49			
Cabell County Schools 20 GO	12/29/20	1.250 - 3.000	87,500,000	87,500,000	33.3	06/36	DTC	S&J
Cairo 94 Sewer Reserve	01/04/95				13,777.39			
Calhoun County Schools 11 GO	07/21/11	3.250 - 4.200	3,560,000	2,225,000	310,323.49	06/31	DTC	G&G
Camden-on-Gauley 97-B Sewer Revenue	08/28/97	0.000 - 0.000	555,400	229,326	1,302.97	06/37	UNB	JK
Camden-on-Gauley 97-B Sewer Reserve	08/28/97				15,041.87			
Camden-on-Gauley 13-A Water Revenue	05/24/13	0.000 - 0.000	880,500	675,036	3,127.84	06/44	BPH	S&J
Camden-on-Gauley 13-A Water Reserve	05/24/13				49,817.21			
Cameron 00-A Sewer Revenue	07/13/00	0.000 - 0.000	2,530,188	1,265,092	17,077.51	06/40	UNB	S&J
Cameron 00-A Sewer Reserve	07/13/00				70,115.81			
Canaan Valley PSD 10-A Sewer Revenue	01/22/10	0.000 - 0.000	2,965,216	2,223,912	7,069.48	12/49	DEP	S&J
Canaan Valley PSD 10-A Sewer Reserve	01/22/10				77,817.30			
Capon Bridge 13-A Water Revenue	10/02/13	0.000 - 0.000	1,989,000	1,591,200	7,084.13	06/45	BPH	S&J
Capon Bridge 13-A Water Reserve	10/02/13				154,747.20			
Carpendale 91-A Sewer Revenue	10/10/91	7.750 - 7.750	968,298	573,496	50,487.97	10/31	BNY	S&J
Carpendale 91-A Sewer Reserve	10/10/91				79,372.56			
Carpendale 91-B Sewer Revenue	10/10/91	0.000 - 0.000	32,277	9,104	944.67	10/31	BNY	S&J
Carpendale 91-B Sewer Reserve	10/10/91				1,004.24			
Carpendale 94 Water Revenue	04/22/94	6.750 - 6.750	801,000	497,278	36,961.53	10/33	BNY	S&J
Carpendale 94 Water Reserve	04/22/94				58,665.54			
Cedar Grove 02 Sewer Revenue	07/31/02	0.000 - 0.000	1,500,000	600,000	9,273.38	06/33	DEP	S&J
Cedar Grove 02 Sewer Reserve	07/31/02				51,765.87			
Cedar Grove 94 Sewer Revenue	09/02/94	6.750 - 6.750	222,000	138,617	9,214.14	10/33	BNY	JK
Cedar Grove 94 Sewer Reserve	09/02/94				16,352.49			
Center PSD 05-A Sewer Revenue	08/30/05	0.000 - 0.000	197,500	121,538	460.93	06/45	UNB	S&J
Center PSD 05-A Sewer Reserve	08/30/05				5,065.00			
Center PSD 21-A Sewer Reserve	01/22/21				0			

ACCOUNT NAME	ISSUE DATE	INTEREST	ORIGINAL ISSUANCE	6/30/2021 OUTSTANDING	6/30/2021 ACCT BALANCE	LAST DEBT	PAYING AGENT	BOND COUNSEL
Center PSD 89-A Sewer Revenue	11/22/89	8.400 - 8.400	1,415,213	763,272	62,065.47	10/29	BNY	S&J
Center PSD 89-A Sewer Reserve	11/22/89				124,225.18			
Center PSD 89-B Sewer Revenue	11/22/89	0.000 - 0.000	209,787	48,412	4,034.36	10/29	BNY	S&J
Center PSD 89-B Sewer Reserve	11/22/89				5,381.51			
Central Boaz PSD 17-A Sewer Revenue	08/08/17	0.250 - 0.250	2,995,000	2,826,637	7,452.37	06/57	DEP	BR
Central Boaz PSD 17-A Sewer Reserve	08/08/17				19,269.90			
Central Boaz PSD 88-A Sewer Revenue	05/19/88	9.000 - 9.000	692,181	290,442	36,501.90	10/26	BNY	BR
Central Boaz PSD 88-A Sewer Reserve	05/19/88				64,753.18			
Central Boaz PSD 88-B Sewer Revenue	05/19/88	0.000 - 0.000	248,215	39,192	5,052.45	10/26	BNY	BR
Central Boaz PSD 88-B Sewer Reserve	05/19/88				6,884.42			
Central Boaz PSD 12-A Water Reserve	06/27/12				47,432.36			
Central Boaz PSD 12-B Water Reserve	06/27/12				4,065.58			
Central Hampshire PSD 05-A Sewer Revenue	03/11/05	0.000 - 0.000	1,725,000	1,655,068	15,122.14	03/39	UNB	S&J
Central Hampshire PSD 05-A Sewer Reserve	03/11/05				93,262.75			
Central Hampshire PSD 05-B Sewer Revenue	03/11/05	0.000 - 0.000	1,599,500	1,240,373	10,522.35	03/39	UNB	S&J
Central Hampshire PSD 05-B Sewer Reserve	03/11/05				69,895.03			
Central Hampshire PSD 05-C Sewer Revenue	03/11/05	0.000 - 0.000	220,203	134,963	724.35	03/45	UNB	S&J
Central Hampshire PSD 05-C Sewer Reserve	03/11/05				5,684.15			
Central Hampshire PSD 06-A Water Reserve	06/30/06				94,451.25			
Central Hampshire PSD (GSV) 06-B Water Reserve	06/30/06				31,995.90			
Central Hampshire PSD (GSV) 06-A Water Reserve	06/29/06				34,328.39			
Central Hampshire PSD 19-A Water Revenue	08/16/19	0.750 - 0.750	700,000	699,900	530.13	06/50	BPH	S&J
Central Hampshire PSD 19-A Water Reserve	08/16/19				3,061.65			
Central Hampshire PSD 19-C Water Revenue	08/16/19	1.000 - 1.000	900,000	881,032	2,623.79	06/59	UNB	S&J
Central Hampshire PSD 19-C Water Reserve	08/16/19				3,022.89			
Central Hampshire PSD 21-A Water Revenue	05/21/21	0.000 - 0.000	1,100,000	590,390	0	06/59	BPH	S&J
Central Hampshire PSD 21-A Water Reserve	05/21/21				0			

ACCOUNT NAME	ISSUE DATE	INTEREST	ORIGINAL ISSUANCE	6/30/2021 OUTSTANDING	6/30/2021 ACCT BALANCE	LAST DEBT	PAYING AGENT	BOND COUNSEL
Century-Volga PSD 03-A Water Reserve	06/13/03				17,973.63			
Century-Volga PSD 09-A Water Revenue	12/22/09	0.000 - 0.000	700,000	518,160	3,244.82	12/49	UNB	S&J
Century-Volga PSD 09-A Water Reserve	12/22/09				19,276.87			
Ceredo 11-A Sewer Revenue	03/02/11	0.000 - 0.000	534,900	408,027	2,468.00	03/51	DEP	S&J
Ceredo 11-A Sewer Reserve	03/02/11				13,719.92			
Ceredo 91-A Sewer Revenue	07/10/91	8.100 - 8.100	618,069	328,472	34,696.47	10/29	BNY	JK
Ceredo 91-A Sewer Reserve	07/10/91				52,806.77			
Ceredo 91-B Sewer Revenue	07/10/91	0.000 - 0.000	27,906	6,609	1,974.15	10/29	BNY	JK
Ceredo 91-B Sewer Reserve	07/10/91				926.79			
Ceredo 07-A Water Revenue	06/14/07	0.000 - 0.000	2,700,000	1,597,500	18,693.86	03/39	BPH	S&J
Ceredo 07-A Water Reserve	06/14/07				95,045.85			
Chapmanville 13-A Water & Sewer Revenue	12/12/13	0.000 - 0.000	400,000	333,321	1,057.55	12/53	DEP	JK
Chapmanville 13-A Water & Sewer Reserve	12/12/13				6,978.40			
Chapmanville 14-A Water & Sewer Revenue	05/22/14	0.500 - 0.500	1,505,000	1,245,700	5,376.15	12/45	BPH	JK
Chapmanville 14-A Water & Sewer Reserve	05/22/14				31,058.79			
Chapmanville 18-A Water & Sewer Revenue	05/31/18	0.500 - 0.500	984,000	922,888	4,553.89	06/49	BPH	JK
Chapmanville 18-A Water & Sewer Reserve	05/31/18				7,391.00			
Chapmanville 19-A Water & Sewer Revenue	07/09/19	0.000 - 0.000	5,681,560	5,358,627	0	06/59	DEP	JK
Chapmanville 19-A Water & Sewer Reserve	07/09/19				0			
Chapmanville 86-B Water & Sewer Revenue	03/25/86	0.000 - 0.000	99,740	12,468	6,104.34	10/25	BNY	JK
Chapmanville 86-B Water & Sewer Reserve	03/25/86				3,998.08			
Charles Town 02-A Water & Sewer Revenue	08/22/02	5.800 - 5.800	1,100,000	825,681	32,187.37	10/39	BNY	S&J
Charles Town 02-A Water & Sewer Reserve	08/22/02				0		SB	10/01/2039
Charles Town 02-B Water & Sewer Revenue	08/22/02	0.000 - 0.000	3,600,000	1,963,636	8,739.04	06/42	UNB	S&J
Charles Town 02-B Water & Sewer Reserve	08/22/02				0		SB	06/01/2042
Charles Town 10-A Water & Sewer Revenue	01/13/10	2.000 - 2.000	912,458	490,230	5,185.01	03/31	BPH	S&J
Charles Town 10-A Water & Sewer Reserve	01/13/10				0		SB	03/01/2031

ACCOUNT NAME	ISSUE DATE	INTEREST	ORIGINAL ISSUANCE	6/30/2021 OUTSTANDING	6/30/2021 ACCT BALANCE	LAST DEBT	PAYING AGENT	BOND COUNSEL
Charles Town 10-B Water & Sewer Revenue	01/13/10	2.000 - 2.000	100,000	53,727	568.88	03/31	BPH	S&J
Charles Town 10-B Water & Sewer Reserve	01/13/10				0		SB	03/01/2031
Charles Town 10-C Water & Sewer Revenue	12/02/10	0.000 - 0.000	1,250,000	833,320	4,188.39	06/41	DEP	S&J
Charles Town 10-C Water & Sewer Reserve	12/02/10				0		SB	06/01/2041
Charles Town 10-D Water & Sewer Revenue	12/02/10	0.000 - 0.000	500,000	333,320	1,675.93	06/41	DEP	S&J
Charles Town 10-D Water & Sewer Reserve	12/02/10				0		SB	06/01/2041
Charles Town 11-A Water & Sewer Revenue	07/22/11	0.000 - 0.000	13,147,192	5,007,457	29,051.55	06/41	DEP	S&J
Charles Town 11-A Water & Sewer Reserve	07/22/11				0		SB	06/01/2041
Charles Town 13-A Water & Sewer Revenue	06/27/13	0.500 - 0.500	591,977	466,409	2,996.32	09/44	DEP	S&J
Charles Town 13-A Water & Sewer Reserve	06/27/13				0		SB	09/01/2044
Charles Town 14-A Water & Sewer Revenue	06/18/14	0.500 - 0.500	4,058,900	3,391,792	29,941.27	03/46	DEP	S&J
Charles Town 14-A Water & Sewer Reserve	06/18/14				0		SB	03/01/2046
Charles Town 15-A Water & Sewer Refunding Revenue	11/19/15	1.500 - 3.500	2,750,000	2,060,000	100,584.71	12/32	DTC	S&J
Charles Town 15-A Water & Sewer Refunding Reserve	11/19/15				0		SB	12/01/2032
Charles Town 15-B Water & Sewer Refunding Revenue	11/19/15	1.500 - 4.000	4,355,000	2,735,000	293,058.79	10/28	DTC	S&J
Charles Town 15-B Water & Sewer Refunding Reserve	11/19/15				0		SB	10/01/2028
Charles Town 16-A Water & Sewer Revenue	03/17/16	1.600 - 4.500	7,695,000	6,890,000	153,206.06	03/46	DTC	S&J
Charles Town 16-A Water & Sewer Reserve	03/17/16				0		SB	03/01/2046
Charles Town 16-B Water & Sewer Revenue	08/18/16	1.500 - 4.000	3,895,000	3,840,000	23,488.31	06/46	DTC	S&J
Charles Town 16-B Water & Sewer Reserve	08/18/16				0		SB	06/01/2046
Charles Town 18-A3 (JEP 98-C) Water & Sewer Revenue	12/27/18	1.000 - 1.000	662,039	598,118	3,303.16	06/38	UNB	S&J
Charles Town 18-A3 (JEP 98-C) Water & Sewer Reserve	12/27/18				0		SB	06/01/2038
Charles Town 18-A4 (JEP 99-A) Water & Sewer Revenue	12/27/18	0.000 - 0.000	378,363	110,355	3,037.37	03/30	DEP	S&J
Charles Town 18-A4 (JEP 99-A) Water & Sewer Reserve	12/27/18				0		SB	03/01/2030
Charles Town 18-A5 (JEP 00-A) Water & Sewer Revenue	12/27/18	0.000 - 0.000	1,154,889	404,208	8,322.28	12/31	DEP	S&J
Charles Town 18-A5 (JEP 00-A) Water & Sewer Reserve	12/27/18				0		SB	12/01/2031
Charles Town 18-A6 (JEP 08-A) Water & Sewer Revenue	12/27/18	0.000 - 0.000	2,005,000	1,169,560	6,657.65	12/38	DEP	S&J

ACCOUNT NAME	ISSUE DATE	INTEREST	ORIGINAL ISSUANCE	6/30/2021 OUTSTANDING	6/30/2021 ACCT BALANCE	LAST DEBT	PAYING AGENT	BOND COUNSEL
Charles Town 18-A6 (JEP 08-A) Water & Sewer Reserve	12/27/18				0		SB	12/01/2038
Charles Town 18-A7 (JEP 14-A) Water & Sewer Revenue	12/27/18	0.500 - 0.500	985,350	807,754	4,110.40	09/45	BPH	S&J
Charles Town 18-A7 (JEP 14-A) Water & Sewer Reserve	12/27/18				0		SB	09/01/2045
Charles Town 18-A (JEP 88-B) Water & Sewer Revenue	12/27/18	0.000 - 0.000	425,767	87,340	11,508.88	10/28	BNY	S&J
Charles Town 18-A (JEP 88-B) Water & Sewer Reserve	12/27/18				0		SB	10/01/2028
Charles Town 18-B Water & Sewer Revenue	12/27/18	2.250 - 3.500	3,065,000	2,715,000	28,120.86	06/33	DTC	S&J
Charles Town 18-B Water & Sewer Reserve	12/27/18				0		SB	06/01/2033
Charles Town 20-A Water & Sewer Revenue	07/14/20	2.000 - 2.625	4,575,000	4,400,000	22,233.54	06/43	DTC	S&J
Charles Town 20-A Water & Sewer Reserve	07/14/20				0		SB	06/01/2043
Charles Town 87-B Water & Sewer Revenue	11/18/87	0.000 - 0.000	413,629	65,310	8,625.10	10/26	BNY	S&J
Charles Town 87-B Water & Sewer Reserve	11/18/87				0		SB	10/01/2026
Charles Town 88-B (B2) Water & Sewer Revenue	05/20/88	0.000 - 0.000	558,000	114,452	11,277.76	10/28	BNY	S&J
Charles Town 88-B (B2) Water & Sewer Reserve	05/20/88				0		SB	10/01/2028
Charles Town 88-B (B1) Water & Sewer Revenue	05/04/88	0.000 - 0.000	295,916	60,688	6,015.60	10/28	BNY	S&J
Charles Town 88-B (B1) Water & Sewer Reserve	05/04/88				0		SB	10/01/2028
Charles Town 89-B Water & Sewer Revenue	04/13/89	0.000 - 0.000	117,480	27,111	2,356.17	10/29	BNY	S&J
Charles Town 89-B Water & Sewer Reserve	04/13/89				0		SB	10/01/2029
Charleston 01-B Sewer Revenue	05/22/01	7.850 - 7.850	823,741	457,611	48,742.58	10/29	BNY	JK
Charleston 01-B Sewer Reserve	05/22/01				72,807.06			
Charleston 01-C Sewer Revenue	05/22/01	0.000 - 0.000	30,491	9,463	1,224.30	10/29	BNY	JK
Charleston 01-C Sewer Reserve	05/22/01				1,417.51			
Charleston 04-A Sewer Revenue	03/23/04	2.000 - 2.000	9,835,120	2,292,777	116,296.99	06/25	DEP	JK
Charleston 04-A Sewer Reserve	03/23/04				597,928.48			
Charleston 05-A Sewer Revenue	05/05/05	5.050 - 5.050	36,617,310	29,625,767	1,004,718.73	10/44	BNY	JK
Charleston 05-A Sewer Reserve	05/05/05				2,157,712.10			
Charleston 05-B1 Sewer Revenue	05/05/05	2.000 - 2.000	1,822,690	1,281,445	42,498.37	10/44	BBT Truist/WDA	JK
Charleston 08-A Sewer Revenue	06/26/08	2.000 - 2.000	9,000,000	4,381,586	59,422.30	03/30	DEP	JK

ACCOUNT NAME	ISSUE DATE	INTEREST	ORIGINAL ISSUANCE	6/30/2021 OUTSTANDING	6/30/2021 ACCT BALANCE	LAST DEBT	PAYING AGENT	BOND COUNSEL
Charleston 08-A Sewer Reserve	06/26/08				547,156.63			
Charleston 11-A Sewer Revenue	12/13/11	2.000 - 2.000	25,877,009	17,052,863	162,934.37	09/33	DEP	JK
Charleston 11-A Sewer Reserve	12/13/11				1,573,199.83			
Charleston 13-A Sewer Revenue	03/27/13	0.000 - 0.000	9,799,296	5,734,629	56,393.33	06/31	DEP	JK
Charleston 13-A Sewer Reserve	03/27/13				613,323.64			
Charleston 16-A Sewer Revenue	09/22/16	1.550 - 4.000	13,145,000	11,175,000	764,593.70	07/36	DTC	JK
Charleston 16-A Sewer Reserve	09/22/16				0		SB	07/01/2036
Charleston 20-A Sewer Revenue	05/07/20	2.750 - 2.750	12,859,975	6,975,385	0	03/40	DEP	JK
Charleston 20-A Sewer Reserve	05/07/20				909,219.09			
Charleston 89-A Sewer Revenue	03/21/89	8.400 - 8.400	1,912,194	1,031,310	110,469.29	10/29	BNY	JK
Charleston 89-A Sewer Reserve	03/21/89				167,868.61			
Charleston 89-B Sewer Revenue	03/21/89	0.000 - 0.000	283,458	65,413	7,859.00	10/29	BNY	JK
Charleston 89-B Sewer Reserve	03/21/89				7,750.15			
Charleston 89-C Sewer Revenue	11/21/89	8.400 - 8.400	829,856	447,569	47,945.71	10/29	BNY	JK
Charleston 89-C Sewer Reserve	11/21/89				72,851.14			
Charleston 89-D Sewer Revenue	11/21/89	0.000 - 0.000	123,015	28,388	3,429.84	10/29	BNY	JK
Charleston 89-D Sewer Reserve	11/21/89				4,422.60			
Charleston 99-A Sewer Revenue	06/22/99	8.380 - 8.380	686,229	293,657	46,579.54	10/26	BNY	JK
Charleston 99-A Sewer Reserve	06/22/99				64,267.04			
Charleston 99-B Sewer Revenue	06/22/99	0.000 - 0.000	132,072	28,302	29,156.24	10/26	BNY	JK
Chas-Kanawha County Reg Devel Auth 00-A Water Revenue	01/27/00	4.350 - 6.375	8,705,000	6,345,000	154,843.07	06/39	BNY	VLF
Chas-Kanawha County Reg Devel Auth 05-A Water Reserve	06/28/05				36,166.78			
Chas-Kanawha County Reg Devel Auth 09-A Water Reserve	04/16/09				22,843.21			
Chas-Kanawha County Reg Devel Auth 09-B Water Revenue	06/29/09	0.000 - 0.000	167,300	101,893	1,047.86	12/48	UNB	S&J
Chas-Kanawha County Reg Devel Auth 09-B Water Reserve	06/29/09				0		LOC	12/01/2048
Charleston 09-A Civic Center Imp Revenue	12/17/09	3.000 - 4.400	3,275,000	1,085,000	156,740.41	12/24	DTC	JK
Charleston 98 Civic Center Imp Revenue	09/01/98	4.600 - 5.100	3,635,000	700,000	225,183.67	09/23	DTC	G&G

ACCOUNT NAME	ISSUE DATE	INTEREST	ORIGINAL ISSUANCE	6/30/2021 OUTSTANDING	6/30/2021 ACCT BALANCE	LAST DEBT	PAYING AGENT	BOND COUNSEL
Chester 18 Water & Sewer Revenue	02/23/18	3.780 - 3.780	1,425,000	1,136,749	41,485.01	03/33	WESBK-WHEEL	JK
Chester 18 Water & Sewer Reserve	02/23/18				133,521.63			
Chester 21 Water & Sewer BAN	03/24/21	3.000 - 3.000	800,000	800,000	2,032.40	03/24	WESBK-WHEEL	JK
Chester 88-A Water & Sewer Revenue	07/06/88	9.000 - 9.000	1,133,851	585,118	55,274.04	10/28	BNY	S&J
Chester 88-A Water & Sewer Reserve	07/06/88				105,734.88			
Chester 88-B Water & Sewer Revenue	07/06/88	0.000 - 0.000	283,463	58,155	5,781.72	10/28	BNY	S&J
Chester 88-B Water & Sewer Reserve	07/06/88				7,670.67			
Chestnut Ridge PSD 14-A Water Revenue	08/12/14	0.000 - 0.000	1,075,000	927,433	2,606.00	06/31	UNB	S&J
Chestnut Ridge PSD 14-A Water Reserve	08/12/14				15,408.25			
Chestnut Ridge PSD 95 Water Revenue	10/10/95	6.750 - 6.750	185,000	115,531	8,599.45	10/33	BNY	S&J
Chestnut Ridge PSD 95 Water Reserve	10/10/95				13,630.19			
Clarksburg 09-A Sewer Revenue	07/08/09	0.000 - 0.000	1,000,000	450,000	9,541.55	06/30	DEP	S&J
Clarksburg 09-A Sewer Reserve	07/08/09				53,026.59			
Clarksburg 14-A Sewer Revenue	01/09/14	0.500 - 0.500	12,000,000	9,837,165	52,578.39	09/45	DEP	S&J
Clarksburg 14-A Sewer Reserve	01/09/14				259,226.50			
Clarksburg 20-A Sewer Revenue	07/30/20	2.750 - 2.750	7,500,000	3,276,049	0	06/40	DEP	S&J
Clarksburg 20-A Sewer Reserve	07/30/20				0			
Clarksburg 01-A Water Revenue	04/23/01	2.000 - 2.000	2,383,850	107,604	29,386.05	03/22	BPH	S&J
Clarksburg 01-A Water Reserve	04/23/01				144,926.77			
Clarksburg 04-A Water Revenue	09/28/04	5.000 - 5.000	1,885,764	536,782	118,795.33	10/24	BNY	S&J
Clarksburg 04-A Water Reserve	09/28/04				151,397.81			
Clarksburg 21-A Water Refunding Revenue	03/18/21	0.570 - 2.000	2,785,000	2,785,000	41,970.23	06/34	DTC	S&J
Clarksburg 21-A Water Refunding Reserve	03/18/21				0		SB	06/01/2034
Clay County PSD 05-A Water Reserve	12/19/05				33,124.37			
Clay County PSD 17-A Water Revenue	09/20/17	1.000 - 1.000	740,000	603,782	6,893.25	09/57	UNB	S&J
Clay County PSD 17-A Water Reserve	09/20/17				5,439.12			
Clay County PSD 94-B Water Revenue	10/21/94	6.750 - 6.750	333,000	207,925	14,466.74	10/33	BNY	JK

ACCOUNT NAME	ISSUE DATE	INTEREST	ORIGINAL ISSUANCE	6/30/2021 OUTSTANDING	6/30/2021 ACCT BALANCE	LAST DEBT	PAYING AGENT	BOND COUNSEL
Clay County PSD 94-B Water Reserve	10/21/94				24,529.60			
Clay 09-A Water & Sewer Reserve	10/16/09				44,452.85			
Clay 09-B Water & Sewer Revenue	10/16/09	0.000 - 0.000	550,000	403,548	2,524.57	09/49	UNB	G&G
Clay 09-B Water & Sewer Reserve	10/16/09				7,701.37			
Clay 98-B Water & Sewer Revenue	03/27/98	0.000 - 0.000	185,000	78,774	1,701.69	12/37	UNB	S&J
Clay 98-B Water & Sewer Reserve	03/27/98				5,051.84			
Clay-Battelle PSD 15-A Water Revenue	07/22/15	2.500 - 2.500	1,500,000	1,240,622	9,180.25	03/37	BPH	S&J
Clay-Battelle PSD 15-A Water Reserve	07/22/15				42,305.17			
Clay-Battelle PSD 15-B Water Revenue	07/22/15	0.500 - 0.500	3,879,958	3,365,018	14,771.33	03/47	BPH	S&J
Clay-Battelle PSD 15-B Water Reserve	07/22/15				61,707.93			
Clay-Roane PSD 04-A Water Revenue	11/12/04	0.000 - 0.000	1,000,000	611,842	3,002.62	09/44	UNB	G&G
Clay-Roane PSD 04-A Water Reserve	11/12/04				27,061.65			
Clay-Roane PSD 04-B Water Reserve	11/12/04				19,838.45			
Clay-Roane PSD 08 Water Reserve	06/26/08				3,888.17			
Clay-Roane PSD 16-A Water Revenue	11/04/16	1.000 - 1.000	497,798	462,773	1,426.29	09/56	UNB	S&J
Clay-Roane PSD 16-A Water Reserve	11/04/16				9,928.49			
Clay-Roane PSD 90 Water Reserve	11/05/90				26,523.29			
Clay-Roane PSD 97 Water Reserve	04/04/97				2,222.35			
Claywood Park PSD 01 Sewer Revenue	01/04/01	0.000 - 0.000	1,800,000	645,000	5,613.04	03/32	DEP	BR
Claywood Park PSD 01 Sewer Reserve (R)*	01/04/01				61,230.11			
Claywood Park PSD 08-A Sewer Revenue	10/27/08	0.000 - 0.000	5,500,000	4,838,058	7,072.68	12/41	DEP	S&J
Claywood Park PSD 08-A Sewer Reserve	10/27/08				71,343.52			
Claywood Park PSD 08-B Sewer Revenue	10/27/08	0.000 - 0.000	1,500,000	1,068,624	3,410.71	09/48	UNB	S&J
Claywood Park PSD 08-B Sewer Reserve	10/27/08				39,314.38			
Claywood Park PSD 09-A Sewer Revenue	06/18/09	0.000 - 0.000	1,027,500	745,470	2,448.39	03/49	DEP	S&J
Claywood Park PSD 09-A Sewer Reserve	06/18/09				27,053.44			
Claywood Park PSD 09-C Sewer Revenue	06/18/09	0.000 - 0.000	100,000	72,532	227.88	03/49	UNB	S&J

ACCOUNT NAME	ISSUE DATE	INTEREST	ORIGINAL ISSUANCE	6/30/2021 OUTSTANDING	6/30/2021 ACCT BALANCE	LAST DEBT	PAYING AGENT	BOND COUNSEL
Claywood Park PSD 09-C Sewer Reserve	06/18/09				2,617.60			
Claywood Park PSD 15-B Sewer Revenue	02/11/15	0.000 - 0.000	3,040,000	2,680,000	6,966.39	12/54	UNB	BR
Claywood Park PSD 15-B Sewer Reserve	02/11/15				37,207.57			
Claywood Park PSD 89-A Sewer Revenue	10/10/89	8.400 - 8.400	2,801,862	1,511,138	123,475.14	10/29	BNY	JK
Claywood Park PSD 89-A Sewer Reserve (R)*	10/10/89				245,970.95			
Claywood Park PSD 89-B Sewer Revenue	10/10/89	0.000 - 0.000	415,340	95,848	8,154.78	10/29	BNY	JK
Claywood Park PSD 89-B Sewer Reserve (R)*	10/10/89				10,868.47			
Claywood Park PSD 16-A Water Revenue	06/02/16	0.500 - 0.500	4,343,944	3,801,678	15,962.60	06/47	BPH	BR
Claywood Park PSD 16-A Water Reserve	06/02/16				64,988.31			
Claywood Park PSD 16-C Water Refunding Revenue	11/10/16	2.000 - 4.000	6,610,000	6,230,000	155,308.92	11/45	DTC	BR
Claywood Park PSD 16-C Water Refunding Reserve	11/10/16				197,323.38			
Claywood Park PSD 16 Water Refunding Revenue	04/22/16	1.000 - 4.750	2,990,000	2,260,000	103,007.77	11/42	DTC	BR
Claywood Park PSD 16 Water Refunding Reserve	04/22/16				149,357.67			
Claywood Park PSD 20-A Water Revenue	11/19/20	0.500 - 0.500	441,000	379,853	0	09/51	BPH	BR
Claywood Park PSD 20-A Water Reserve	11/19/20				0			
Claywood Park PSD 21-A Water Refunding Revenue	04/01/21	0.500 - 3.000	4,700,000	4,700,000	46,046.87	11/50	DTC	BR
Claywood Park PSD 21-A Water Refunding Reserve	04/01/21				123,124.67			
Clover PSD 01 Water Reserve	03/07/01				15,715.71			
Clover PSD 12 Water Reserve	02/24/12				28,335.82			
Concord University Twin Towers Dorm-Dh 67 R&R	05/01/67				4,961.64			
Cool Ridge-Flat Top PSD 07-A Water Reserve	03/01/07				58,729.28			
Cool Ridge-Flat Top PSD 07-B Water Reserve	03/01/07				96,578.08			
Coons Run PSD 10-A Water Revenue	01/27/10	0.000 - 0.000	1,200,000	790,000	6,363.93	03/41	BPH	S&J
Coons Run PSD 10-A Water Reserve	01/27/10				40,251.73			
Cottageville PSD 16 Sewer Reserve	12/12/16				6,953.09			
Cottageville PSD 21-A Water Refunding Revenue	04/08/21	1.500 - 1.500	52,000	50,291	1,825.19	10/23	OVB:BH	S&J
Cottageville PSD 21-A Water Refunding Reserve	04/08/21				5,200.09			

ACCOUNT NAME	ISSUE DATE	INTEREST	ORIGINAL ISSUANCE	6/30/2021 OUTSTANDING	6/30/2021 ACCT BALANCE	LAST DEBT	PAYING AGENT	BOND COUNSEL
Cottageville PSD 21-B Water Refunding Revenue	04/08/21	1.770 - 1.770	467,500	463,945	4,763.70	03/30	BBT Gov/Truist	S&J
Cottageville PSD 21-B Water Refunding Reserve	04/08/21				22,911.39			
Cottageville PSD 21-C Water Refunding Revenue	04/08/21	3.300 - 3.300	360,000	360,000	1,646.90	04/49	OVB:BH	S&J
Cottageville PSD 21-C Water Refunding Reserve	04/08/21				19,803.40			
Cowen PSD 04-A Water & Sewer Revenue	12/29/04	0.000 - 0.000	400,000	200,000	3,666.60	06/36	BPH	S&J
Cowen PSD 04-A Water & Sewer Reserve	12/29/04				14,040.81			
Cowen PSD 04-B Water & Sewer Revenue	12/29/04	2.000 - 2.000	800,000	230,842	11,538.09	06/26	BPH	S&J
Cowen PSD 04-B Water & Sewer Reserve	12/29/04				48,636.54			
Cowen PSD 13-A Water & Sewer Reserve	03/01/13				33,904.51			
Cowen PSD 13-B Water & Sewer Revenue	06/25/13	0.500 - 0.500	210,000	165,457	2,040.73	09/44	BPH	JK
Cowen PSD 13-B Water & Sewer Reserve	06/25/13				10,305.51			
Cowen PSD 16-A Water & Sewer Revenue	01/21/16	0.500 - 0.500	2,892,500	2,622,368	12,934.13	06/48	BPH	JK
Cowen PSD 16-A Water & Sewer Reserve	01/21/16				32,413.26			
Cowen PSD 19-A Water & Sewer BAN	04/18/19	0.000 - 0.000	400,000	342,700	0	12/21	BBT Truist/WDA	S&J
Cowen PSD 20-A Water & Sewer Revenue	05/21/20	0.500 - 0.500	255,000	251,056	840.54	12/50	BPH	JK
Cowen PSD 20-A Water & Sewer Reserve	05/21/20				534.33			
Cowen PSD 21-A Water & Sewer Revenue	04/15/21	0.500 - 0.500	2,066,000	179,620	0	09/52	BPH	JK
Cowen PSD 21-A Water & Sewer Reserve	04/15/21				0			
Crab Orchard-MacArthur PSD 01-A Sewer Revenue	10/03/01	0.000 - 0.000	6,818,600	2,670,594	26,664.55	03/33	DEP	S&J
Crab Orchard-MacArthur PSD 01-A Sewer Reserve	10/03/01				240,116.64			
Crab Orchard-MacArthur PSD 06-A Sewer Revenue	09/06/06	0.000 - 0.000	1,314,606	733,985	4,363.74	03/38	DEP	S&J
Crab Orchard-MacArthur PSD 06-A Sewer Reserve	09/06/06				46,294.46			
Crab Orchard-MacArthur PSD 06-B Sewer Revenue	09/06/06	0.000 - 0.000	5,852,000	3,863,052	14,136.06	09/46	UNB	S&J
Crab Orchard-MacArthur PSD 06-B Sewer Reserve	09/06/06				161,428.95			
Crab Orchard-MacArthur PSD 08-A Sewer Refunding Revenue	03/27/08	3.910 - 3.910	3,712,815	1,167,858	25,807.80	10/25	BBT Gov/Truist	BR
Crab Orchard-MacArthur PSD 08-A Sewer Reserve	03/27/08				293,456.12			
Crab Orchard-MacArthur PSD 08-B Sewer Revenue	08/05/08	0.000 - 0.000	275,000	194,090	651.97	06/48	UNB	S&J

ACCOUNT NAME	ISSUE DATE	INTEREST	ORIGINAL ISSUANCE	6/30/2021 OUTSTANDING	6/30/2021 ACCT BALANCE	LAST DEBT	PAYING AGENT	BOND COUNSEL
Crab Orchard-MacArthur PSD 08-B Sewer Reserve	08/05/08				7,592.42			
Crab Orchard-MacArthur PSD 08-C Sewer Revenue	12/04/08	0.000 - 0.000	201,487	100,237	917.79	09/32	DEP	S&J
Crab Orchard-MacArthur PSD 08-C Sewer Reserve	12/04/08				9,343.26			
Crab Orchard-MacArthur PSD 11-A Sewer Revenue	07/22/11	0.000 - 0.000	4,513,128	3,234,388	14,975.40	12/42	DEP	S&J
Crab Orchard-MacArthur PSD 11-A Sewer Reserve	07/22/11				158,245.85			
Crab Orchard-MacArthur PSD 86-B Sewer Revenue	05/29/86	0.000 - 0.000	161,688	20,729	4,002.03	10/25	BNY	S&J
Crab Orchard-MacArthur PSD 86-B Sewer Reserve	05/29/86				4,384.12			
Crab Orchard-MacArthur PSD 97-B Sewer Revenue	06/05/97	0.000 - 0.000	1,774,300	734,193	6,633.45	06/37	UNB	BR
Crab Orchard-MacArthur PSD 97-B Sewer Reserve	06/05/97				48,441.21			
Craigsville PSD 05-A Sewer Revenue	07/11/05	0.000 - 0.000	1,272,440	798,394	3,123.89	06/45	UNB	S&J
Craigsville PSD 05-A Sewer Reserve	07/11/05				34,670.02			
Craigsville PSD 21-A Sewer Revenue	02/26/21	0.250 - 0.250	4,153,000	616,267	0	12/60	DEP	S&J
Craigsville PSD 21-A Sewer Reserve	02/26/21				0			
Craigsville PSD 86-A Sewer Revenue	02/18/86	9.750 - 9.750	650,000	247,780	36,836.59	10/25	BNY	S&J
Craigsville PSD 86-A Sewer Reserve	02/18/86				64,955.45			
Craigsville PSD 16-A Water Reserve	02/12/16				64,256.07			
Craigsville PSD 19-A Water System Design Revenue	12/10/19	1.000 - 1.000	478,100	417,742	2,988.41	06/50	BPH	S&J
Craigsville PSD 19-A Water System Design Reserve	12/10/19				2,001.14			
Craigsville PSD 98-A Water Revenue	01/06/98	0.000 - 0.000	1,361,000	575,808	2,958.07	12/37	UNB	S&J
Craigsville PSD 98-A Water Reserve	01/06/98				36,369.40			
Crum PSD 02-A Water Reserve	05/09/02				40,418.65			
Crum PSD 10-A Water Reserve	03/15/10				56,509.69			
Crum PSD 10-B Water Reserve	03/15/10				40,825.03			
Crum PSD 12-A Water Reserve	02/28/12				30,706.04			
Crum PSD 16-A Water Reserve	11/17/16				3,523.30			
Crum PSD 16-B Water Revenue	11/17/16	2.000 - 2.000	250,000	229,561	995.49	03/48	UNB	S&J
Crum PSD 16-B Water Reserve	11/17/16				3,752.42			

ACCOUNT NAME	ISSUE DATE	INTEREST	ORIGINAL ISSUANCE	6/30/2021 OUTSTANDING	6/30/2021 ACCT BALANCE	LAST DEBT	PAYING AGENT	BOND COUNSEL
Crum PSD 93 Water Reserve	09/08/93				8,845.78			
Culloden PSD 03-A Sewer Revenue	07/31/03	0.000 - 0.000	689,000	381,304	3,656.21	06/43	DEP	S&J
Culloden PSD 03-A Sewer Reserve	07/31/03				19,399.72			
Culloden PSD 04-A Sewer Revenue	12/29/04	0.000 - 0.000	1,100,000	667,096	6,462.15	12/44	DEP	S&J
Culloden PSD 04-A Sewer Reserve	12/29/04				29,987.48			
Culloden PSD 20-A Sewer Revenue	02/27/20	1.500 - 1.500	1,712,148	1,382,734	6,559.73	12/49	DEP	S&J
Culloden PSD 20-A Sewer Reserve	02/27/20				616.19			
Danese PSD 02-A Water Reserve	08/22/02				27,249.54			
Danese PSD 09-A Water Reserve	09/24/09				52,980.00			
Davis 20-A Water & Sewer Revenue	08/05/20	3.000 - 3.000	1,250,000	844,368	0	12/41	UNB	S&J
Davis 20-A Water & Sewer Reserve	08/05/20				0			
Deckers Creek PSD 17-A Sewer Revenue	01/24/17	3.500 - 3.500	1,907,300	1,612,500	11,715.76	03/37	OV:BH	S&J
Deckers Creek PSD 17-A Sewer Reserve	01/24/17				140,777.30			
Delbarton 11-A Sewer Revenue	11/03/11	0.000 - 0.000	3,131,150	2,509,057	8,177.59	09/51	DEP	JK
Delbarton 11-A Sewer Reserve	11/03/11				65,177.72			
Delbarton 01-A Water Revenue	07/18/01	0.000 - 0.000	258,000	94,600	9,631.13	06/32	BPH	S&J
Delbarton 01-A Water Reserve	07/18/01				9,354.50			
Doddridge County PSD 18-A Water Revenue	05/07/18	1.000 - 1.000	341,075	325,716	996.85	09/56	UNB	S&J
Doddridge County PSD 18-A Water Reserve	05/07/18				11,640.05			
Downs PSD 20-A Water Refunding Revenue	12/09/20	3.250 - 3.250	385,000	376,548	2,880.93	12/34	OV:BH	S&J
Downs PSD 20-A Water Refunding Reserve	12/09/20				34,503.75			
Dunbar 14-A Sewer Revenue	01/09/14	0.500 - 0.500	11,369,412	9,875,334	35,117.36	09/35	DEP	S&J
Dunbar 14-A Sewer Reserve	01/09/14				225,739.43			
Dunbar 99 Sewer Revenue	08/24/99	0.000 - 0.000	16,152,148	3,572,107	61,362.64	03/27	DEP	JTP
Dunbar 99 Sewer Reserve (R)*	08/24/99				656,600.32			
Durbin 19-A Sewer BAN	03/05/19	0.000 - 0.000	130,000	122,045	0	07/22	BBT Truist/WDA	S&J
East View PSD 86-A Sewer Revenue	06/13/86	9.750 - 9.750	340,000	129,922	20,719.29	10/25	BNY	S&J

ACCOUNT NAME	ISSUE DATE	INTEREST	ORIGINAL ISSUANCE	6/30/2021 OUTSTANDING	6/30/2021 ACCT BALANCE	LAST DEBT	PAYING AGENT	BOND COUNSEL
East View PSD 86-A Sewer Reserve	06/13/86				34,225.56			
Eastern Wyoming PSD 01-A Water Revenue	10/16/01	0.000 - 0.000	360,000	126,000	1,277.27	12/31	BPH	STB
Eastern Wyoming PSD 01-A Water Reserve	10/16/01				12,650.29			
Eastern Wyoming PSD 04-A Water Revenue	08/24/04	0.000 - 0.000	570,000	275,500	2,022.72	12/35	BPH	STB
Eastern Wyoming PSD 04-A Water Reserve	08/24/04				20,020.14			
Eastern Wyoming PSD 06-A Water Revenue	01/12/06	0.000 - 0.000	2,570,000	1,392,065	9,108.17	09/37	BPH	STB
Eastern Wyoming PSD 06-A Water Reserve	01/12/06				89,904.00			
Eastern Wyoming PSD 09-A Water Revenue	10/16/09	0.000 - 0.000	1,000,000	733,746	2,400.11	09/49	UNB	STB
Eastern Wyoming PSD 09-A Water Reserve	10/16/09				25,986.72			
Eastern Wyoming PSD 14-A Water Revenue	03/25/14	0.000 - 0.000	250,000	207,259	588.26	03/54	UNB	STB
Eastern Wyoming PSD 14-A Water Reserve	03/25/14				4,474.19			
Eastern Wyoming PSD 15-A Water Revenue	04/16/15	1.000 - 1.000	315,000	283,875	1,745.72	03/55	UNB	JK
Eastern Wyoming PSD 15-A Water Reserve	04/16/15				4,653.95			
Eastern Wyoming PSD 16-A Water Revenue	03/16/16	1.000 - 1.000	1,278,826	1,042,105	10,916.40	03/56	UNB	JK
Eastern Wyoming PSD 16-A Water Reserve	03/16/16				15,635.66			
Eastern Wyoming PSD 16-B Water Revenue	10/18/16	1.000 - 1.000	156,917	145,876	2,508.16	09/56	UNB	JK
Eastern Wyoming PSD 16-B Water Reserve	10/18/16				1,662.17			
Eastern Wyoming PSD 18-A Water Revenue	09/13/18	2.000 - 2.000	1,358,702	1,270,956	6,585.86	03/50	UNB	JK
Eastern Wyoming PSD 18-A Water Reserve	09/13/18				8,049.01			
Elizabeth 14-A Sewer Revenue	04/03/14	0.000 - 0.000	2,471,733	2,189,529	6,480.74	09/52	DEP	G&G
Elizabeth 14-A Sewer Reserve	04/03/14				40,609.04			
Elizabeth 20-A Sewer Revenue	01/30/20	0.500 - 0.500	1,386,500	1,386,500	4,659.95	12/49	DEP	G&G
Elizabeth 20-A Sewer Reserve	01/30/20				435.23			
Elizabeth 82-A Sewer R&R	09/13/82				1,336.46			
Elizabeth 02 Water Reserve	02/06/02				23,547.61			
Elizabeth 08 Water Reserve	02/08/08				45,041.69			
Elizabeth 19 Water Design Revenue	07/25/19	0.750 - 0.750	323,950	309,424	1,828.90	12/49	BPH	G&G

ACCOUNT NAME	ISSUE DATE	INTEREST	ORIGINAL ISSUANCE	6/30/2021 OUTSTANDING	6/30/2021 ACCT BALANCE	LAST DEBT	PAYING AGENT	BOND COUNSEL
Elizabeth 19 Water Design Reserve	07/25/19				1,913.78			
Elizabeth 20-A Water Revenue	07/23/20	0.750 - 0.750	2,276,050	1,839,898	0	12/51	BPH	G&G
Elizabeth 20-A Water Reserve	07/23/20				0			
Elk Valley PSD 08-A Sewer Revenue	08/12/08	0.000 - 0.000	18,061,117	12,040,720	67,487.10	06/41	DEP	G&G
Elk Valley PSD 08-A Sewer Reserve	08/12/08				602,040.87			
Elk Valley PSD 14-A Sewer Revenue	03/13/14	0.500 - 0.500	1,416,459	1,138,614	5,239.05	03/45	DEP	G&G
Elk Valley PSD 14-A Sewer Reserve	03/13/14				32,221.01			
Elk Valley (Elk-Pinch) PSD 87-A Sewer Revenue	08/20/87	8.380 - 8.380	5,227,400	2,100,639	262,998.52	10/26	BNY	LFG
Elk Valley (Elk-Pinch) PSD 87-A Sewer Reserve	08/20/87				459,655.67			
Elk Valley (Elk-Pinch) PSD 87-B Sewer Revenue	08/20/87	0.000 - 0.000	1,282,163	202,447	25,305.85	10/26	BNY	LFG
Elk Valley (Elk-Pinch) PSD 87-B Sewer Reserve	08/20/87				33,742.05			
Elk Valley (Big Sandy) PSD 90-A Sewer Revenue	07/12/90	8.100 - 8.100	1,388,390	737,857	60,691.98	10/29	BNY	S&J
Elk Valley (Big Sandy) PSD 90-A Sewer Reserve	07/12/90				118,609.17			
Elk Valley (Big Sandy) PSD 90-B Sewer Revenue	07/12/90	0.000 - 0.000	62,701	14,850	1,237.52	10/29	BNY	S&J
Elk Valley (Big Sandy) PSD 90-B Sewer Reserve	07/12/90				1,651.32			
Elkins Road PSD 04-A Water Reserve	12/20/04				27,572.59			
Elkins Road PSD 04-B Water Revenue	12/20/04	0.000 - 0.000	1,509,788	927,582	5,379.85	12/44	UNB	S&J
Elkins Road PSD 04-B Water Reserve	12/20/04				39,519.50			
Elkins Road PSD 20-A Water Revenue	06/16/20	2.000 - 2.000	5,000,000	3,416,833	0	12/51	UNB	S&J
Elkins Road PSD 20-A Water Reserve	06/16/20				0			
Elkins Road PSD 98-A Water Revenue	09/10/98	0.000 - 0.000	2,032,000	904,568	6,133.75	09/38	UNB	S&J
Elkins Road PSD 98-A Water Reserve	09/10/98				52,501.03			
Elkins 06-A Sewer Refunding Revenue	12/12/06	2.000 - 2.000	8,576,641	3,500,957	55,297.49	09/28	DEP	S&J
Elkins 06-A Sewer Refunding Reserve	12/12/06				522,134.74			
Elkins 09-A Sewer Revenue	06/18/09	0.000 - 0.000	882,770	566,247	3,137.82	09/40	DEP	S&J
Elkins 09-A Sewer Reserve	06/18/09				30,219.30			
Elkins 15-A Sewer Revenue	04/15/15	1.000 - 1.000	2,793,855	2,367,205	15,994.85	03/55	UNB	S&J

ACCOUNT NAME	ISSUE DATE	INTEREST	ORIGINAL ISSUANCE	6/30/2021 OUTSTANDING	6/30/2021 ACCT BALANCE	LAST DEBT	PAYING AGENT	BOND COUNSEL
Elkins 15-A Sewer Reserve	04/15/15				81,974.34			
Elkins 20-A Sewer Revenue	11/19/20	2.240 - 2.240	4,699,365	1,181,400	0	09/40	DEP	S&J
Elkins 20-A Sewer Reserve	11/19/20				0			
Elkins 86-B Sewer Revenue	04/28/86	0.000 - 0.000	517,001	64,625	22,267.00	10/25	BNY	JK
Elkins 86-B Sewer Reserve	04/28/86				13,266.34			
Elkins 15-A2 Water Reserve	12/09/15				110,995.77			
Elkins 15-A1 Water Reserve	12/09/15				118,395.48			
Elkins 15-B Water Reserve	12/09/15				89,879.91			
Elkins 15-C Water Revenue	12/09/15	1.000 - 1.000	15,500,000	14,306,257	69,130.48	12/55	UNB	S&J
Elkins 15-C Water Reserve	12/09/15				179,033.64			
Ellenboro 20-A Sewer Revenue	04/16/20	2.000 - 2.000	1,345,000	1,287,645	4,987.28	06/51	UNB	S&J
Ellenboro 20-A Sewer Reserve	04/16/20				497.75			
Ellenboro 19-A Water Reserve	02/12/15				11,447.19			
Ellenboro 20-A Water Revenue	10/29/20	3.000 - 3.000	2,457,912	869,172	0	03/42	UNB	S&J
Ellenboro 20-A Water Reserve	10/29/20				0			
Enlarged Hepzibah PSWD 03-A Sewer Revenue	09/23/03	0.000 - 0.000	1,900,000	870,815	8,212.01	03/35	DEP	S&J
Enlarged Hepzibah PSWD 03-A Sewer Reserve	09/23/03				66,843.50			
Enlarged Hepzibah PSWD 05-A Sewer Reserve	07/25/05				12,277.47			
Fairmont 03-A Sewer Revenue	06/26/03	0.000 - 0.000	485,543	214,438	6,029.58	09/34	DEP	S&J
Fairmont 03-A Sewer Reserve	06/26/03				16,191.22			
Fairmont 07-A Sewer Revenue	10/11/07	2.000 - 2.000	5,577,760	2,428,597	67,879.57	03/29	DEP	S&J
Fairmont 07-A Sewer Reserve	10/11/07				339,129.95			
Fairmont 08-A Water Revenue	06/26/08	0.000 - 0.000	2,750,000	1,672,901	9,763.67	09/39	BPH	S&J
Fairmont 08-A Water Reserve	06/26/08				96,801.27			
Fairmont 10-A Water Revenue	01/21/10	0.000 - 0.000	4,447,618	3,039,186	13,729.27	12/41	BPH	S&J
Fairmont 10-A Water Reserve	01/21/10				156,557.32			
Fairmont 10-C Water Revenue	01/21/10	5.000 - 5.000	2,000,000	1,333,057	100,491.99	10/31	BBT Truist/WDA	S&J

ACCOUNT NAME	ISSUE DATE	INTEREST	ORIGINAL ISSUANCE	6/30/2021 OUTSTANDING	6/30/2021 ACCT BALANCE	LAST DEBT	PAYING AGENT	BOND COUNSEL
Fairmont 10-C Water Reserve	01/21/10				160,504.96			
Fairmont 10-D Water Revenue	01/21/10	0.000 - 0.000	1,220,309	907,759	3,047.83	03/49	UNB	S&J
Fairmont 10-D Water Reserve	01/21/10				32,806.39			
Fairmont 13-A Water Revenue	02/01/13	0.500 - 0.500	3,780,000	2,546,246	19,800.19	09/34	BPH	S&J
Fairmont 13-A Water Reserve	02/01/13				140,411.55			
Fairmont 13-B Water Revenue	02/01/13	2.000 - 2.000	997,242	821,319	11,900.75	09/44	UNB	S&J
Fairmont 13-B Water Reserve	02/01/13				31,377.12			
Fairmont 20-A Water Refunding Revenue	11/25/20	1.000 - 4.000	11,740,000	11,740,000	198,744.08	07/29	DTC	S&J
Fairmont 20-A Water Refunding Reserve	12/03/20				0		SB	07/01/2029
Fairmont 99 Water Revenue	01/01/99	5.250 - 5.250	19,945,000	2,100,000	1,066,052.77	07/22	DTC	S&J
Fairmont 99 Water Reserve	01/01/99				300,034.43			
Fairview 12-A Water Revenue	05/24/12	0.000 - 0.000	1,100,000	884,300	2,623.88	03/52	UNB	S&J
Fairview 12-A Water Reserve	05/24/12				30,327.98			
Falling Springs 09-A Water Reserve	07/27/09				5,412.36			
Farmington 07-A Sewer Revenue	11/14/07	0.000 - 0.000	320,000	215,355	693.61	09/47	UNB	S&J
Farmington 07-A Sewer Reserve	11/14/07				8,680.37			
Farmington 19-A Sewer Revenue	10/03/19	2.000 - 2.000	1,010,000	1,008,675	3,744.47	06/51	UNB	SJ
Farmington 19-A Sewer Reserve	10/03/19				373.78			
Fenwick Mountain PSD 14-A Water Revenue	09/18/14	0.500 - 0.500	1,059,000	876,544	4,614.55	12/45	BPH	S&J
Fenwick Mountain PSD 14-A Water Reserve	09/18/14				38,036.06			
Flatwoods-Canoe Run PSD 11-A Sewer Revenue	06/24/11	0.000 - 0.000	8,033,000	6,550,337	24,057.83	12/50	DEP	S&J
Flatwoods-Canoe Run PSD 11-A Sewer Reserve	06/24/11				289,079.16			
Flatwoods-Canoe Run PSD 15-A Sewer Refunding Revenue	05/27/15	3.500 - 3.500	584,000	393,394	4,288.43	11/30	FNBRB:BH	S&J
Flatwoods-Canoe Run PSD 15-A Sewer Refunding Reserve	05/27/15				51,737.67			
Flatwoods-Canoe Run PSD 90-A Sewer Revenue	11/14/90	8.100 - 8.100	1,147,938	610,069	57,421.77	10/29	BNY	S&J
Flatwoods-Canoe Run PSD 90-A Sewer Reserve	11/14/90				98,078.31			
Flatwoods-Canoe Run PSD 90-B Sewer Revenue	11/14/90	0.000 - 0.000	51,842	12,278	1,160.17	10/29	BNY	S&J

ACCOUNT NAME	ISSUE DATE	INTEREST	ORIGINAL ISSUANCE	6/30/2021 OUTSTANDING	6/30/2021 ACCT BALANCE	LAST DEBT	PAYING AGENT	BOND COUNSEL
Flatwoods-Canoe Run PSD 90-B Sewer Reserve	11/14/90				1,442.40			
Flatwoods-Canoe Run PSD 91-A Sewer Revenue	11/15/91	7.750 - 7.750	275,806	161,247	11,469.17	10/31	BNY	S&J
Flatwoods-Canoe Run PSD 91-A Sewer Reserve	11/15/91				22,316.57			
Flatwoods-Canoe Run PSD 91-B Sewer Revenue	11/15/91	0.000 - 0.000	9,194	2,593	196.86	10/31	BNY	S&J
Flatwoods-Canoe Run PSD 91-B Sewer Reserve	11/15/91				249			
Flatwoods-Canoe Run PSD 05-A Water Revenue	12/08/05	0.000 - 0.000	5,085,825	3,224,346	24,521.16	09/45	UNB	S&J
Flatwoods-Canoe Run PSD 05-A Water Reserve	12/08/05				139,868.97			
Flatwoods-Canoe Run PSD 07-A Water Revenue	04/24/07	0.000 - 0.000	1,014,000	673,816	4,715.52	03/47	UNB	S&J
Flatwoods-Canoe Run PSD 07-A Water Reserve	04/24/07				27,535.82			
Flatwoods-Canoe Run PSD 16-A Water Refunding Revenue	05/05/16	2.700 - 2.700	1,811,000	1,299,642	26,472.23	09/31	BBT Gov/Truist	S&J
Flatwoods-Canoe Run PSD 16-A Water Refunding Reserve	05/05/16				145,307.58			
Flatwoods-Canoe Run PSD 16-B Water Refunding Revenue	12/15/16	3.500 - 3.500	1,960,000	1,641,120	11,974.97	02/37	OVB:BH	S&J
Flatwoods-Canoe Run PSD 16-B Water Ref Reserve	12/15/16				143,398.51			
Flatwoods-Canoe Run PSD 18-A Water Reserve	09/20/18				1,677.72			
Flatwoods-Canoe Run PSD 20-A Water Revenue	02/27/20	2.000 - 2.000	511,408	511,408	1,896.47	06/51	UNB	S&J
Flatwoods-Canoe Run PSD 20-A Water Reserve	02/27/20				189.25			
Flatwoods-Canoe Run PSD 98-B Water Revenue	09/24/98	3.000 - 3.000	890,000	519,154	7,126.14	09/38	UNB	S&J
Flatwoods-Canoe Run PSD 98-B Water Reserve	09/24/98				38,666.49			
Flemington 14-A Sewer Revenue	01/28/14	0.000 - 0.000	2,300,317	2,010,685	5,541.78	09/53	DEP	S&J
Flemington 14-A Sewer Reserve	01/28/14				36,259.35			
Flemington 98-B Sewer Revenue	06/04/98	0.000 - 0.000	663,700	288,753	1,595.39	03/38	UNB	S&J
Flemington 98-B Sewer Reserve (R)*	06/04/98				18,197.05			
Follansbee 19 Sewer Revenue	04/22/19	3.440 - 3.440	1,000,000	343,127	34,856.08	04/22	WESBK-WHEEL	BR
Follansbee 19 Sewer Reserve	04/22/19				7,333.76			
Follansbee 02-A Water Revenue	08/16/02	5.800 - 5.800	7,790,000	5,847,323	217,336.69	10/39	BNY	S&J
Follansbee 02-A Water Reserve	08/16/02				515,879.75			
Follansbee 19 Water Revenue	01/31/19	3.000 - 3.000	888,252	695,357	8,899.92	12/39	BPH	BR

ACCOUNT NAME	ISSUE DATE	INTEREST	ORIGINAL ISSUANCE	6/30/2021 OUTSTANDING	6/30/2021 ACCT BALANCE	LAST DEBT	PAYING AGENT	BOND COUNSEL
Follansbee 19 Water Reserve	01/31/19				9,377.50			
Fort Gay 19-A Sewer GAN	11/08/19	0.000 - 0.000	231,492	219,907	0	05/23	BBT Truist/WDA	S&J
Fort Gay 99-A Water Revenue	07/19/99	0.000 - 0.000	305,000	88,935	5,050.91	03/30	BPH	JK
Fort Gay 99-A Water Reserve	07/19/99				10,262.03			
Fountain PSD 07-A Water Reserve	01/07/07				24,014.69			
Fountain PSD 07-B Water Revenue	01/09/07	0.000 - 0.000	1,140,000	750,185	4,723.69	12/46	UNB	S&J
Fountain PSD 07-B Water Reserve	01/09/07				30,968.61			
Fountain PSD 17-A Water Revenue	02/23/17	1.000 - 1.000	8,494,800	8,073,233	22,811.37	12/56	UNB	JK
Fountain PSD 17-A Water Reserve	02/23/17				284,140.30			
Fountain PSD 90-A Water Revenue	04/20/90	7.850 - 7.850	356,633	185,730	17,815.22	10/29	BNY	S&J
Fountain PSD 90-A Water Reserve	04/20/90				29,550.94			
Fountain PSD 90-B Water Revenue	04/20/90	0.000 - 0.000	16,642	3,840	557.81	10/29	BNY	S&J
Fountain PSD 90-B Water Reserve	04/20/90				453.4			
Frankfort PSD 00-A Sewer Revenue	06/22/00	0.000 - 0.000	500,000	179,141	2,992.76	03/32	DEP	S&J
Frankfort PSD 00-A Sewer Reserve	06/22/00				17,610.68			
Frankfort PSD 00-B Sewer Revenue	06/22/00	0.000 - 0.000	1,572,459	781,053	7,268.21	06/40	UNB	S&J
Frankfort PSD 00-B Sewer Reserve	06/22/00				43,412.60			
Frankfort PSD 15-A Sewer Revenue	01/16/15	0.000 - 0.000	17,350,000	15,295,390	46,173.05	12/54	DEP	S&J
Frankfort PSD 15-A Sewer Reserve	01/16/15				214,194.75			
Frankfort PSD 15-B Sewer Revenue	01/16/15	0.602 - 1.000	7,911,125	7,230,310	23,529.77	12/54	UNB	S&J
Frankfort PSD 15-B Sewer Reserve	01/16/15				119,282.76			
Frankfort PSD 16-A Sewer Revenue	11/10/16	0.250 - 0.250	3,700,000	3,422,414	13,818.35	09/56	DEP	S&J
Frankfort PSD 16-A Sewer Reserve	11/10/16				31,655.89			
Frankfort PSD 08-A Water Revenue	05/06/08	0.000 - 0.000	400,000	270,868	922.44	03/48	UNB	S&J
Frankfort PSD 08-A Water Reserve	05/06/08				10,514.22			
Frankfort PSD 10-A Water Revenue	12/22/10	0.000 - 0.000	3,240,000	2,374,914	7,726.34	12/50	UNB	S&J
Frankfort PSD 10-A Water Reserve	12/22/10				79,441.64			

ACCOUNT NAME	ISSUE DATE	INTEREST	ORIGINAL ISSUANCE	6/30/2021 OUTSTANDING	6/30/2021 ACCT BALANCE	LAST DEBT	PAYING AGENT	BOND COUNSEL
Frankfort PSD 17-A Water Revenue	03/16/17	1.000 - 1.000	7,123,000	6,772,299	26,951.46	03/57	UNB	S&J
Frankfort PSD 17-A Water Reserve	03/16/17				52,920.11			
Franklin 03 Sewer Revenue	02/11/03	0.000 - 0.000	1,332,645	577,460	8,266.56	06/34	DEP	S&J
Franklin 03 Sewer Reserve	02/11/03				46,913.53			
Franklin 16-A Sewer Revenue	09/07/16	0.000 - 0.000	1,140,900	1,035,816	2,991.16	12/55	DEP	S&J
Franklin 16-A Sewer Reserve	09/07/16				31,076.17			
Franklin 03-A Water Revenue	12/17/03	0.000 - 0.000	2,528,623	1,137,880	17,612.27	12/34	BPH	S&J
Franklin 03-A Water Reserve	12/17/03				89,010.59			
Franklin 18-A Water Revenue	07/31/18	5.780 - 5.780	500,000	463,040	3,685.18	09/38	PCB:BH	S&J
Franklin 18-A Water Reserve	07/31/18				12,224.90			
Franklin 21-A Water Revenue	01/28/21	1.000 - 1.000	200,000	59,964	0	12/60	UNB	S&J
Franklin 21-A Water Reserve	01/28/21				0			
Franklin 94 Water Revenue	05/27/94	6.750 - 6.750	309,000	191,834	12,869.43	10/33	BNY	S&J
Franklin 94 Water Reserve	05/27/94				22,631.44			
Gap Mills PSD 07-A Water Reserve	05/21/07				18,794.57			
Gap Mills PSD 07-B Water Reserve	05/21/07				4,284.48			
Gary 15-A Sewer Revenue	11/18/15	4.000 - 4.000	96,600	48,393	1,038.73	12/25	M CNB	S&J
Gary 15-A Sewer Reserve	11/18/15				9,661.52			
Gary 00-A Water Revenue	08/01/00	0.000 - 0.000	1,786,911	610,522	10,646.28	09/31	BPH	JK
Gary 00-A Water Reserve	08/01/00				66,301.17			
Gauley River PSD 05-A Water Reserve	11/02/05				86,290.40			
Gauley River PSD 07-A Water Revenue	11/13/07	0.000 - 0.000	354,818	235,780	1,598.95	09/47	UNB	JK
Gauley River PSD 07-A Water Reserve	11/13/07				9,148.42			
Gauley River PSD 10-A Water Reserve	03/25/10				105,165.49			
Gauley River PSD 12-A Water Reserve	03/07/12				61,013.39			
Gauley River PSD 14-A Water Reserve	10/10/14				27,369.71			
Gauley River PSD 86-A Water Revenue	05/09/86	9.750 - 9.750	123,230	47,215	9,028.13	10/25	BNY	JK

ACCOUNT NAME	ISSUE DATE	INTEREST	ORIGINAL ISSUANCE	6/30/2021 OUTSTANDING	6/30/2021 ACCT BALANCE	LAST DEBT	PAYING AGENT	BOND COUNSEL
Gauley River PSD 86-A Water Reserve	05/09/86				12,378.32			
Gauley River PSD 86-B Water Revenue	05/09/86	0.000 - 0.000	61,350	8,072	2,936.29	10/25	BNY	JK
Gauley River PSD 86-B Water Reserve	05/09/86				1,642.69			
Gauley River PSD 93 Water Reserve	03/17/93				94,283.33			
Gauley River PSD 97-A Water Reserve	06/26/97				22,815.09			
Gauley River PSD 97-B Water Reserve	06/26/97				3,164.17			
Gilbert 98-B Sewer Revenue	09/29/98	1.000 - 1.000	1,250,000	1,172,621	6,146.19	09/38	UNB	JK
Gilbert 98-B Sewer Reserve	03/01/20				74,094.11			
Gilbert 09-A Water Reserve	08/03/09				24,651.29			
Gilbert 12-A Water Reserve	07/27/12				18,413.94			
Gilbert 12-B Water Reserve	07/27/12				36,914.76			
Gilbert 12-C Water Revenue	07/27/12	0.000 - 0.000	983,500	791,890	2,367.45	06/52	UNB	JK
Gilbert 12-C Water Reserve	07/27/12				20,082.35			
Gilbert 19-A Water Reserve	11/25/19				0			
Gilmer County PSD 05-A Water Revenue	04/19/05	0.000 - 0.000	1,470,000	906,818	3,796.24	03/45	UNB	S&J
Gilmer County PSD 05-A Water Reserve	04/19/05				38,182.86			
Gilmer County PSD 05-B Water Revenue	04/19/05	0.000 - 0.000	1,639,000	833,138	5,895.66	09/36	BPH	S&J
Gilmer County PSD 05-B Water Reserve	04/19/05				54,646.98			
Gilmer County PSD 08-A Water Revenue	04/16/08	0.000 - 0.000	1,325,000	920,612	3,213.24	03/48	UNB	S&J
Gilmer County PSD 08-A Water Reserve	04/16/08				34,568.29			
Gilmer County PSD 13-A Water Revenue	05/24/13	0.000 - 0.000	1,725,000	1,351,250	6,146.01	12/44	BPH	S&J
Gilmer County PSD 13-A Water Reserve	05/24/13				39,109.02			
Gilmer County PSD 16-A Water Revenue	10/06/16	1.000 - 1.000	160,000	147,179	455.05	09/56	UNB	S&J
Gilmer County PSD 16-A Water Reserve	09/01/17				1,935.70			
Gilmer County PSD 19-A Water Revenue	06/25/19	4.750 - 4.750	1,400,000	1,245,761	14,806.56	02/30	MVB:BH	S&J
Gilmer County PSD 19-A Water Reserve	06/25/19				67,467.72			
Glen Dale 20 Sewer Revenue	03/18/20	4.000 - 4.000	450,000	395,921	14,300.14	03/30	WESBK-WHEEL	BR

ACCOUNT NAME	ISSUE DATE	INTEREST	ORIGINAL ISSUANCE	6/30/2021 OUTSTANDING	6/30/2021 ACCT BALANCE	LAST DEBT	PAYING AGENT	BOND COUNSEL
Glen Dale 20 Sewer Reserve	03/18/20				5,978.13			
Glen Dale 11-A Water Reserve	04/21/11				81,668.71			
Glen Dale 98-A Water Revenue	08/26/98	6.250 - 6.250	500,000	333,835	16,552.01	10/35	BNY	S&J
Glen Dale 98-A Water Reserve	08/26/98				34,940.35			
Glen Rogers PSD 06-A Sewer Revenue	06/27/06	0.000 - 0.000	160,000	81,313	3,043.80	09/36	DEP	S&J
Glen Rogers PSD 06-A Sewer Reserve	06/27/06				5,791.05			
Glen-White Trap Hill PSD 07-A Water Reserve	09/26/07				119,582.05			
Glen-White Trap Hill PSD 12-A Water Reserve	04/13/12				6,942.82			
Glen-White Trap Hill PSD 12-B Water Reserve	04/13/12				72,418.25			
Grafton 15-A Hospital Reserve	10/28/15				91,823.83			
Grafton 15-B Hospital Reserve	10/28/15				19,839.98			
Grafton 00 Water & Sewer System Design Revenue	07/07/00	0.000 - 0.000	718,500	239,480	5,491.57	06/31	DEP	S&J
Grafton 00 Water & Sewer System Design Reserve	07/07/00				26,430.39			
Grafton 05-A Water & Sewer Revenue	12/19/05	0.000 - 0.000	4,227,582	2,360,392	37,867.52	03/38	DEP	S&J
Grafton 05-A Water & Sewer Reserve	12/19/05				141,086.03			
Grafton 94 Water & Sewer Revenue	07/27/94	6.750 - 6.750	2,830,000	1,756,923	135,060.29	10/33	BNY	S&J
Grafton 94 Water & Sewer Reserve	07/27/94				207,272.87			
Grandview-Doolin PSD 00-A Water Revenue	05/02/00	0.000 - 0.000	1,483,979	507,006	13,651.68	09/31	BPH	S&J
Grandview-Doolin PSD 00-A Water Reserve	05/02/00				52,315.43			
Grandview-Doolin PSD 00-B Water Revenue	05/02/00	0.000 - 0.000	3,305,290	1,609,713	15,202.29	03/40	UNB	S&J
Grandview-Doolin PSD 00-B Water Reserve	05/02/00				90,794.02			
Grandview-Doolin PSD 14-A Water Revenue	11/20/14	1.000 - 1.000	7,999,678	7,119,188	23,457.85	09/54	UNB	S&J
Grandview-Doolin PSD 14-A Water Reserve	11/20/14				131,472.75			
Grant County PSD 05-A Water Revenue	07/28/05	0.000 - 0.000	1,833,369	1,135,506	8,736.30	06/45	UNB	JK
Grant County PSD 05-A Water Reserve	07/28/05				48,735.56			
Grant County PSD 08-A Water Reserve	03/27/08				26,102.65			
Grant County PSD 11-A Water Revenue	03/22/11	3.000 - 3.000	328,300	204,434	2,267.17	06/32	UNB	S&J

ACCOUNT NAME	ISSUE DATE	INTEREST	ORIGINAL ISSUANCE	6/30/2021 OUTSTANDING	6/30/2021 ACCT BALANCE	LAST DEBT	PAYING AGENT	BOND COUNSEL
Grant County PSD 11-A Water Reserve	03/22/11				21,892.67			
Grant County PSD 11-B Water Revenue	03/22/11	1.000 - 1.000	115,000	84,040	410.59	06/42	UNB	S&J
Grant County PSD 11-B Water Reserve	03/22/11				4,444.82			
Grant County PSD 16-A Water Refunding Revenue	06/23/16	2.970 - 2.970	126,000	53,699	1,566.69	08/24	SUMMIT CM B	S&J
Grant County PSD 16-A Water Refunding Reserve	06/23/16				12,978.66			
Grant County PSD 16-B Water Refunding Revenue	06/23/16	3.310 - 3.310	119,600	85,038	942.41	09/30	SUMMIT CM B	S&J
Grant County PSD 16-B Water Refunding Reserve	06/23/16				11,029.79			
Grant County PSD 16-C Water Refunding Revenue	06/23/16	3.340 - 3.340	337,000	247,326	2,534.11	08/31	SUMMIT CM B	S&J
Grant County PSD 16-C Water Refunding Reserve	06/23/16				29,658.36			
Grant County PSD 99 Water Reserve	02/25/99				105,468.35			
Grant Town 10-A Water Revenue	07/20/10	0.000 - 0.000	1,610,000	1,195,092	3,758.49	06/50	UNB	S&J
Grant Town 10-A Water Reserve	07/20/10				41,703.36			
Grantsville 09-A Sewer Revenue	11/12/09	0.000 - 0.000	343,361	251,931	1,448.19	09/49	DEP	S&J
Grantsville 09-A Sewer Reserve	11/12/09				9,497.09			
Grantsville 15-A Sewer Reserve	05/15/15				3,838.74			
Grantsville 15-B Sewer Reserve	05/15/15				1,119.63			
Grantsville 11-A Water Reserve	12/27/11				40,560.71			
Grantsville 15-A Water Revenue	08/28/15	4.300 - 4.300	400,000	276,644	3,278.91	09/30	OVB:BH	S&J
Grantsville 15-A Water Reserve	08/01/15				21,883.11			
Grantsville 91 Water Reserve	02/27/91				4,745.99			
Grantsville 91 Water Depreciation	02/27/91				6,046.44			
Greater Harrison County PSD 03-A Sewer Revenue	06/26/03	0.000 - 0.000	1,981,165	1,132,075	5,209.02	06/43	DEP	S&J
Greater Harrison County PSD 03-A Sewer Reserve	06/26/03				54,329.40			
Greater Harrison County PSD 03-B Sewer Revenue	06/26/03	0.000 - 0.000	4,130,000	2,360,000	9,915.15	06/43	UNB	S&J
Greater Harrison County PSD 03-B Sewer Reserve	06/26/03				113,253.24			
Greater Harrison County PSD 08-A Sewer Revenue	10/27/08	0.000 - 0.000	943,500	659,232	2,273.96	09/48	UNB	S&J
Greater Harrison County PSD 08-A Sewer Reserve	10/27/08				24,740.66			

ACCOUNT NAME	ISSUE DATE	INTEREST	ORIGINAL ISSUANCE	6/30/2021 OUTSTANDING	6/30/2021 ACCT BALANCE	LAST DEBT	PAYING AGENT	BOND COUNSEL
Greater Harrison County PSD 16-A Sewer Revenue	07/20/16	0.000 - 0.000	2,460,423	2,197,623	6,610.42	12/54	DEP	S&J
Greater Harrison County PSD 16-A Sewer Reserve	07/20/16				27,507.84			
Greater Harrison County PSD 19-A Sewer Reserve	08/26/19				0			
Greater Harrison County PSD 19-B Sewer Reserve	08/26/19				0			
Greater Harrison County PSD 19-C Sewer Revenue	08/26/19	0.250 - 0.250	9,878,500	9,494,735	0	06/57	DEP	S&J
Greater Harrison County PSD 19-C Sewer Reserve	08/26/19				0			
Greater Harrison County PSD 20-A Sewer Revenue	07/30/20	0.250 - 0.250	7,424,500	3,732,870	0	06/60	DEP	S&J
Greater Harrison County PSD 20-A Sewer Reserve	07/30/20				0			
Greater Harrison County (Grant Un) PSD 86-A Sewer Revenue	11/06/86	8.380 - 8.380	1,758,771	706,764	90,102.63	10/26	BNY	S&J
Greater Harrison County PSD 86-A S Reserve (R)*	11/06/86				154,668.67			
Greater Harrison County (Grant Un) PSD 86-B Sewer Revenue	11/06/86	0.000 - 0.000	431,387	68,114	8,872.59	10/26	BNY	S&J
Greater Harrison County PSD 86-B S Reserve (R)*	11/06/86				11,990.22			
Greater Harrison County (Grant Un) PSD 90-A Sewer Revenue	04/06/90	7.850 - 7.850	285,908	148,897	12,464.98	10/29	BNY	S&J
Greater Harrison County PSD 90-A S Reserve (R)*	04/06/90				23,691.03			
Greater Harrison County (Grant Un) PSD 90-B Sewer Revenue	04/06/90	0.000 - 0.000	13,342	3,079	267.37	10/29	BNY	S&J
Greater Harrison County PSD 90-B Sewer Reserve (R)*	04/06/90				361.12			
Greater Harrison County PSD 04-A Water Revenue	07/27/04	0.000 - 0.000	703,000	419,974	1,879.65	06/44	UNB	S&J
Greater Harrison County PSD 04-A Water Reserve	07/27/04				19,277.96			
Greater Harrison County PSD 06-A Water Revenue	03/29/06	0.000 - 0.000	1,250,000	798,360	2,988.70	03/46	UNB	S&J
Greater Harrison County PSD 06-A Water Reserve	03/29/06				33,918.55			
Greater Harrison County PSD 09-A Water Revenue	03/16/09	0.000 - 0.000	1,500,000	1,074,168	3,572.36	03/49	UNB	S&J
Greater Harrison County PSD 09-A Water Reserve	03/16/09				40,899.21			
Greater Harrison County PSD 14-A Water Reserve	12/05/14				86,178.41			
Greater Marion PSD 00 Sewer Revenue	12/11/00	0.000 - 0.000	400,000	136,653	1,393.54	09/31	DEP	S&J
Greater Marion PSD 00 Sewer Reserve (R)*	12/11/00				14,072.73			
Greater Marion PSD 13-A Sewer Revenue	02/01/13	0.000 - 0.000	1,663,080	1,623,732	1,425.43	12/52	DEP	S&J
Greater Marion PSD 13-A Sewer Reserve	02/01/13				26,729.77			

ACCOUNT NAME	ISSUE DATE	INTEREST	ORIGINAL ISSUANCE	6/30/2021 OUTSTANDING	6/30/2021 ACCT BALANCE	LAST DEBT	PAYING AGENT	BOND COUNSEL
Greater Marion PSD 99-B Sewer Revenue	06/23/99	0.000 - 0.000	1,700,000	789,656	4,063.13	06/39	UNB	S&J
Greater Marion PSD 99-B Sewer Reserve (R)*	06/23/99				46,309.71			
Greater Paw Paw Sanitary Dist 18-A Sewer Revenue	05/03/18	0.750 - 0.750	2,960,000	2,493,921	9,868.03	03/48	DEP	S&J
Greater Paw Paw Sanitary Dist 18-A Sewer Reserve	05/03/18				6,739.20			
Greater Paw Paw Sanitary Dist 87-A Sewer Revenue	04/07/87	8.380 - 8.380	1,548,258	622,174	67,016.99	10/26	BNY	S&J
Greater Paw Paw Sanitary Dist 87-A Sewer Reserve	04/07/87				124,810.23			
Greater Paw Paw Sanitary Dist 87-B Sewer Revenue	04/07/87	0.000 - 0.000	379,753	59,961	0	10/26	BNY	S&J
Greater Paw Paw Sanitary Dist 87-B Sewer Reserve	04/07/87				7,468.76			
Greater Paw Paw Sanitary Dist 92-A Sewer Revenue	04/22/92	7.750 - 7.750	483,871	286,584	16,011.62	10/31	BNY	S&J
Greater Paw Paw Sanitary Dist 92-A Sewer Reserve	04/22/92				36,356.88			
Greater Paw Paw Sanitary Dist 92-B Sewer Revenue	04/22/92	0.000 - 0.000	16,129	4,549	0	10/31	BNY	S&J
Greater Paw Paw Sanitary Dist 92-B Sewer Reserve	04/22/92				310.3			
Greater St Albans PSD 07-A Sewer Revenue	08/28/07	0.000 - 0.000	1,850,000	1,079,150	5,807.87	12/38	DEP	S&J
Greater St Albans PSD 07-A Sewer Reserve	08/28/07				65,039.85			
Greater St Albans PSD 10-A Sewer Revenue	01/29/10	0.000 - 0.000	1,276,820	957,601	3,096.54	12/49	DEP	S&J
Greater St Albans PSD 10-A Sewer Reserve	01/29/10				35,450.00			
Greater St Albans PSD 10-C Sewer Revenue	01/29/10	0.000 - 0.000	5,000,000	3,749,990	11,521.80	12/49	UNB	S&J
Greater St Albans PSD 10-C Sewer Reserve	01/29/10				138,804.79			
Greater St Albans PSD 16-A Sewer Revenue	06/17/16	0.500 - 0.500	16,354,939	15,473,994	56,325.35	09/46	DEP	S&J
Greater St Albans PSD 16-A Sewer Reserve	06/17/16				810,180.77			
Greater St Albans PSD 90-A Sewer Revenue	08/24/90	8.100 - 8.100	3,079,067	1,636,365	142,136.52	10/29	BNY	VLF
Greater St Albans PSD 90-A Sewer Reserve	08/24/90				263,071.36			
Greater St Albans PSD 90-B Sewer Revenue	08/24/90	0.000 - 0.000	139,054	32,934	3,567.32	10/29	BNY	VLF
Greater St Albans PSD 90-B Sewer Reserve	08/24/90				3,881.55			
Green Valley-Glenwood PSD 10-A Sewer Refunding Revenue	12/29/10	3.630 - 3.630	1,290,000	421,471	33,463.24	05/25	BBT Gov/Truist	S&J
Green Valley-Glenwood PSD 10-A Sewer Refunding Reserve	12/29/10				121,995.13			
Green Valley-Glenwood PSD 14-A Sewer Refunding Revenue	07/23/14	0.500 - 0.500	890,330	729,860	3,310.21	09/45	DEP	S&J

ACCOUNT NAME	ISSUE DATE	INTEREST	ORIGINAL ISSUANCE	6/30/2021 OUTSTANDING	6/30/2021 ACCT BALANCE	LAST DEBT	PAYING AGENT	BOND COUNSEL
Green Valley Glenwood PSD 14-A Sewer Refunding Reserve	07/23/14				19,304.01			
Green Valley Glenwood PSD 17-A Sewer Refunding Revenue	12/21/17	2.100 - 4.000	3,230,000	2,950,000	70,873.17	12/41	DTC	S&J
Green Valley Glenwood PSD 17-A Sewer Refunding Reserve	12/21/17				221,440.31			
Green Valley Glenwood PSD 17-B Sewer Refunding Revenue	12/21/17	3.000 - 3.625	400,000	355,000	10,299.66	12/36	DTC	S&J
Green Valley Glenwood PSD 17-B Sewer Refunding Reserve	12/21/17				27,422.96			
Green Valley-Glenwood PSD 98-B Sewer Revenue	11/25/98	0.000 - 0.000	317,500	140,415	1,465.97	09/38	UNB	S&J
Green Valley-Glenwood PSD 98-B Sewer Reserve	11/25/98				9,597.00			
Green Valley-Glenwood PSD 05-A Water Reserve	07/08/05				76,749.22			
Green Valley-Glenwood PSD 05-B Water Reserve	07/08/05				36,448.77			
Green Valley-Glenwood PSD 16-A Water Reserve	08/19/16				176,367.48			
Greenbrier County PSD #2 20-A Sewer Revenue	12/16/20	0.750 - 0.750	1,310,000	228,000	39,398.22	09/24	BBT Truist/WDA	JK
Greenbrier County PSD #2 97-B Sewer Revenue	12/11/97	0.000 - 0.000	755,000	317,388	4,806.21	12/37	UNB	S&J
Greenbrier County PSD #2 97-B Sewer Reserve	12/11/97				23,635.83			
Greenbrier County PSD #2 18-A Water Revenue	05/31/18	0.500 - 0.500	6,015,000	5,735,182	19,746.78	12/49	BPH	JK
Greenbrier County PSD #2 18-A Water Reserve	05/31/18				34,247.65			
Greenbrier County Schools 16 Refunding GO	07/27/16	1.500 - 5.000	23,250,000	9,655,000	13,274.82	05/24	DTC	BR
Greenbrier County Schools 16 Refunding GO Sur Col	07/27/16				1,182,363.36			
Greenbrier PSD #1 17-A Sewer Refunding Revenue	05/11/17	2.000 - 3.750	5,435,000	5,125,000	145,061.27	10/47	DTC	JK
Greenbrier PSD #1 17-A Sewer Refunding Reserve	05/11/17				298,010.35			
Hamlin PSD 99 Sewer Revenue	10/28/99	0.000 - 0.000	1,270,883	15,129	16,006.90	09/21	DEP	G&G
Hammond PSD 02-A Water Revenue	04/16/02	0.000 - 0.000	472,620	249,856	4,417.79	03/42	UNB	S&J
Hammond PSD 02-A Water Reserve	04/16/02				12,904.02			
Hammond PSD 17-B Water Refunding Revenue	02/28/17	3.900 - 3.900	785,000	645,259	10,840.09	09/34	OVV:BH	S&J
Hammond PSD 17-B Water Refunding Reserve	02/28/17				65,716.76			
Hampshire County Schools 21 GO	05/20/21	1.000 - 2.000	26,200,000	26,200,000	0	06/31	DTC	S&J
Hamrick PSD 09-A Sewer Revenue	12/04/09	0.000 - 0.000	215,781	138,447	670.67	09/40	DEP	S&J
Hamrick PSD 09-A Sewer Reserve	12/04/09				7,610.08			

ACCOUNT NAME	ISSUE DATE	INTEREST	ORIGINAL ISSUANCE	6/30/2021 OUTSTANDING	6/30/2021 ACCT BALANCE	LAST DEBT	PAYING AGENT	BOND COUNSEL
Hamrick PSD 98-B Sewer Revenue	01/20/98	2.000 - 2.000	1,550,000	810,956	8,198.97	12/37	UNB	S&J
Hamrick PSD 98-B Sewer Reserve	01/20/98				57,831.61			
Hamrick PSD 03-A Water Revenue	03/31/03	0.000 - 0.000	760,000	322,983	3,239.27	03/34	BPH	S&J
Hamrick PSD 03-A Water Reserve	03/31/03				26,763.33			
Hamrick PSD 17-A Water Revenue	01/17/17	1.000 - 1.000	4,150,000	3,880,808	15,964.39	12/56	UNB	S&J
Hamrick PSD 17-A Water Reserve	01/17/17				104,727.32			
Hancock County PSD 02 Sewer Revenue	08/01/02	0.000 - 0.000	1,000,000	545,454	4,698.93	06/42	UNB	S&J
Hancock County PSD 02 Sewer Reserve	08/01/02				27,360.59			
Hancock County PSD 04-A Sewer Revenue	06/08/04	0.000 - 0.000	899,699	527,212	7,755.55	06/44	DEP	S&J
Hancock County PSD 04-A Sewer Reserve	06/08/04				23,007.55			
Hancock County PSD 08-A Sewer Revenue	08/12/08	0.000 - 0.000	4,569,751	4,160,972	22,098.35	06/35	DEP	S&J
Hancock County PSD 08-A Sewer Reserve	08/12/08				305,336.10			
Hancock County PSD 08-B Sewer Revenue	08/12/08	0.000 - 0.000	5,468,620	3,885,588	13,033.50	06/48	UNB	S&J
Hancock County PSD 08-B Sewer Reserve	08/12/08				151,399.03			
Hancock County PSD 17-A Sewer Revenue	12/21/17	0.250 - 0.250	5,550,000	5,340,767	13,537.45	12/57	DEP	JK
Hancock County PSD 17-A Sewer Reserve	12/21/17				24,277.57			
Hancock County PSD 95-A Sewer Revenue	12/07/95	6.750 - 6.750	289,532	181,903	13,613.72	10/33	BNY	S&J
Hancock County PSD 95-A Sewer Reserve (R)*	12/07/95				21,460.32			
Hancock County PSD 95-B Sewer Revenue	12/07/95	6.250 - 6.250	1,080,088	711,985	46,334.57	10/35	BNY	S&J
Hancock County PSD 95-B Sewer Reserve (R)*	12/07/95				74,519.39			
Hancock County Schools 19 Refunding GO	12/17/19	2.497 - 4.114	30,955,000	28,320,000	87,680.43	05/36	KEY/CITY/WESBK	D&S
Hancock County Schools 19 GO Surplus Collections	12/17/19				1,312,338.91			
Hancock County Schools 83 GO Bank Fee	04/01/83				11,389.07			
Handley 90-A Sewer Revenue	07/27/90	8.100 - 8.100	155,251	82,509	7,400.23	10/29	BNY	VLF
Handley 90-A Sewer Reserve	07/27/90				13,264.44			
Handley 90-B Sewer Revenue	07/27/90	0.000 - 0.000	7,011	1,661	173.26	10/29	BNY	VLF
Handley 90-B Sewer Reserve	07/27/90				185.93			

ACCOUNT NAME	ISSUE DATE	INTEREST	ORIGINAL ISSUANCE	6/30/2021 OUTSTANDING	6/30/2021 ACCT BALANCE	LAST DEBT	PAYING AGENT	BOND COUNSEL
Hardy County PSD 14-A Sewer Revenue	03/07/14	0.000 - 0.000	1,271,950	1,074,987	3,051.88	06/30	UNB	S&J
Hardy County PSD 14-A Sewer Reserve	03/07/14				20,595.14			
Hardy County PSD 01-A Water Reserve	09/18/01				37,684.13			
Hardy County PSD 02-A Water Revenue	03/19/02	0.000 - 0.000	1,215,824	651,054	3,316.91	03/42	UNB	S&J
Hardy County PSD 02-A Water Reserve	03/19/02				33,168.62			
Hardy County PSD 03-A Water Revenue	07/30/03	0.000 - 0.000	534,200	303,288	1,459.70	06/43	UNB	S&J
Hardy County PSD 03-A Water Reserve	07/30/03				14,560.27			
Hardy County PSD 08-A Water Reserve	10/14/08				127,779.09			
Hardy County PSD 10-A Water Revenue	09/30/10	0.000 - 0.000	1,641,250	1,246,904	3,981.61	09/50	UNB	S&J
Hardy County PSD 10-A Water Reserve	09/30/10				45,095.51			
Hardy County PSD 17-A Water Refunding Revenue	04/19/17	2.950 - 2.950	139,000	96,949	1,240.50	02/29	CVB:BH	S&J
Hardy County PSD 17-A Water Refunding Reserve	04/19/17				14,146.41			
Hardy County PSD 17-B Water Refunding Revenue	04/19/17	3.300 - 3.300	26,000	19,224	216.77	06/30	CVB:BH	S&J
Hardy County PSD 17-B Water Refunding Reserve	04/19/17				2,487.41			
Hardy County PSD 17-C Water Refunding Revenue	04/19/17	3.150 - 3.150	208,000	165,688	1,464.15	05/33	CVB:BH	S&J
Hardy County PSD 17-C Water Refunding Reserve	04/19/17				16,696.53			
Hardy County PSD 17-D Water Refunding Revenue	04/19/17	3.250 - 3.250	422,900	352,556	2,689.14	11/35	GCB:BH	S&J
Hardy County PSD 17-D Water Refunding Reserve	04/19/17				30,666.13			
Hardy County PSD 17-E Water Refunding Revenue	04/19/17	3.400 - 3.400	430,400	367,434	2,614.06	06/37	GCB:BH	S&J
Hardy County PSD 17-E Water Refunding Reserve	04/19/17				29,810.15			
Hardy County PSD 20-A Water Reserve	02/10/20				0			
Hardy County Schools 12 GO	10/25/12	2.000 - 3.000	21,545,000	12,720,000	54,833.62	06/30	DTC	BR
Hardy County Schools 12 GO Sur Col	10/25/12				1,264,325.74			
Harman 08-A Sewer Revenue	11/07/08	0.000 - 0.000	300,000	215,118	706.92	09/48	UNB	S&J
Harman 08-A Sewer Reserve	11/07/08				7,909.49			
Harman 16-A Water Revenue	08/19/16	0.000 - 0.000	3,435,000	3,163,812	8,111.05	06/56	UNB	S&J
Harman 16-A Water Reserve	08/16/16				28,203.10			

ACCOUNT NAME	ISSUE DATE	INTEREST	ORIGINAL ISSUANCE	6/30/2021 OUTSTANDING	6/30/2021 ACCT BALANCE	LAST DEBT	PAYING AGENT	BOND COUNSEL
Harpers Ferry 08-A Water Reserve	03/13/08				18,277.64			
Harpers Ferry 21-A Water Reserve	03/11/21				3,906.00			
Harpers Ferry 86-A Water Revenue	12/19/86	8.380 - 8.380	611,912	245,897	39,056.69	10/26	BNY	S&J
Harpers Ferry 86-A Water Reserve	12/19/86				53,812.94			
Harpers Ferry 86-B Water Revenue	12/19/86	0.000 - 0.000	150,088	23,698	6,548.77	10/26	BNY	S&J
Harpers Ferry 86-B Water Reserve	12/19/86				12,261.91			
Harpers Ferry-Bolivar PSD 09-A Sewer Revenue	07/21/09	0.000 - 0.000	629,612	299,061	3,328.76	12/30	DEP	JK
Harpers Ferry-Bolivar PSD 09-A Sewer Reserve	07/21/09				33,146.50			
Harpers Ferry-Bolivar PSD 18-A Sewer Revenue	01/26/18	2.500 - 2.500	2,851,702	2,629,164	19,090.94	12/37	DEP	JK
Harpers Ferry-Bolivar PSD 18-A Sewer Reserve	01/26/18				36,139.73			
Harrisville 01-A Sewer Revenue	04/11/01	2.000 - 2.000	638,000	28,798	31,711.23	03/22	DEP	JK
Harrisville 08-A Sewer Reserve	11/20/08				23,498.50			
Harrisville 13-A Sewer Reserve	12/13/13				2,425.45			
Harrisville 13-B Sewer Reserve	12/13/13				47,608.59			
Harrisville 90 Sewer Reserve	04/17/90				36,422.43			
Harrisville 08-A Water Reserve	08/15/08				37,888.87			
Harrisville 08-B Water Reserve	09/18/08				14,893.90			
Harrisville 12-A Water Reserve	02/03/12				12,254.87			
Harrisville 14-A Water Reserve	07/25/14				11,527.09			
Harrisville 14-B Water Revenue	07/25/14	1.000 - 1.000	290,000	253,724	833.23	06/54	UNB	JK
Harrisville 14-B Water Reserve	07/25/14				5,430.37			
Hartford 15-A Water Revenue	08/18/15	0.500 - 0.500	207,136	173,094	1,125.25	03/46	BPH	S&J
Hartford 15-A Water Reserve	08/18/15				4,078.52			
Hartford 18-A Water Revenue	06/27/18	0.500 - 0.500	1,425,864	1,348,428	4,974.17	09/49	BPH	S&J
Hartford 18-A Water Reserve	06/27/18				52,099.00			
Hillsboro 86-A Sewer Revenue	05/30/86	9.750 - 9.750	280,400	107,433	21,237.48	10/25	BNY	LFG
Hillsboro 86-A Sewer Reserve	05/30/86				28,164.25			

ACCOUNT NAME	ISSUE DATE	INTEREST	ORIGINAL ISSUANCE	6/30/2021 OUTSTANDING	6/30/2021 ACCT BALANCE	LAST DEBT	PAYING AGENT	BOND COUNSEL
Hillsboro 86-B Sewer Revenue	05/30/86	0.000 - 0.000	139,600	18,368	3,450.68	10/25	BNY	LFG
Hillsboro 86-B Sewer Reserve	05/30/86				3,814.22			
Hinton 04-A Sewer Revenue	03/30/04	0.000 - 0.000	490,000	285,833	5,689.91	03/44	DEP	S&J
Hinton 04-A Sewer Reserve	03/30/04				12,610.36			
Hinton 12-A Sewer Revenue	08/29/12	0.000 - 0.000	1,228,000	988,777	3,262.49	06/52	DEP	S&J
Hinton 12-A Sewer Reserve	08/29/12				25,063.65			
Hinton 90-A Sewer Revenue	06/14/90	7.850 - 7.850	637,262	331,878	35,403.19	10/29	BNY	S&J
Hinton 90-A Sewer Reserve	06/14/90				52,801.66			
Hinton 90-B Sewer Revenue	06/14/90	0.000 - 0.000	29,738	6,863	3,582.44	10/29	BNY	S&J
Hinton 90-B Sewer Reserve	06/14/90				807.62			
Hinton 90-C Sewer Reserve	06/14/90				39,364.97			
Hodgesville PSD 02-A Water Reserve	12/18/02				28,420.85			
Hodgesville PSD 11-A Water Reserve	04/14/11				17,780.44			
Hughes River Water 08-A Water Reserve	12/18/08				21,410.60			
Hughes River Water 08-B Water Reserve	12/18/08				6,228.64			
Huntington 00-A Sewer Revenue	10/24/00	2.000 - 2.000	1,832,399	55,113	12,262.14	12/21	DEP	S&J
Huntington 00-A Sewer Reserve	10/24/00				113,513.52			
Huntington 10-A Sewer Revenue	01/12/10	2.000 - 2.000	4,022,945	1,958,540	48,226.81	03/30	DEP	S&J
Huntington 10-A Sewer Reserve	01/12/10				244,575.01			
Huntington 10-B Sewer Revenue	11/10/10	2.000 - 2.000	2,622,055	1,506,166	23,072.44	12/31	DEP	S&J
Huntington 10-B Sewer Reserve	11/10/10				162,344.52			
Huntington 15-A Sewer Revenue	03/26/15	2.000 - 3.750	5,630,000	4,860,000	207,457.20	11/35	DTC	S&J
Huntington 15-A Sewer Reserve	03/26/15				435,533.91			
Huntington 16-A Sewer Refunding Revenue	04/08/16	2.020 - 2.020	2,816,000	1,176,000	272,459.70	11/23	SIGNBK:BH	S&J
Huntington 16-A Sewer Refunding Reserve	04/08/16				297,031.81			
Huntington 19 Sewer BAN	12/20/19	2.030 - 2.030	6,170,000	3,551,884	11,850.05	12/22	UB -Parkersburg	S&J
Huntington 20 Stormwater BAN	05/15/20	2.000 - 2.000	4,000,000	1,553,958	9,215.26	05/23	WESBK-WHEEL	S&J

ACCOUNT NAME	ISSUE DATE	INTEREST	ORIGINAL ISSUANCE	6/30/2021 OUTSTANDING	6/30/2021 ACCT BALANCE	LAST DEBT	PAYING AGENT	BOND COUNSEL
Hurricane 05-B Sewer Revenue	08/09/05	3.000 - 3.000	1,114,236	399,167	68,961.78	10/25	BNY	S&J
Hurricane 05-B Sewer Reserve	08/09/05				92,209.17			
Hurricane 05-C Sewer Revenue	08/09/05	5.000 - 5.000	485,764	174,021	30,063.57	10/25	BNY	S&J
Hurricane 05-C Sewer Reserve	08/09/05				40,198.20			
Hurricane 21-A Sewer Refunding Revenue	04/28/21	1.600 - 1.600	3,340,000	3,298,066	93,584.30	08/27	BBT Gov/Truist	S&J
Hurricane 21-A Sewer Refunding Reserve	04/28/21				334,001.30			
Hurricane 07-A Water Revenue	05/31/07	2.560 - 4.260	1,880,000	159,373	29,617.51	06/22	BBT Gov/Truist	S&J
Hurricane 07-A Water Reserve	05/31/07				94,654.10			
Hurricane 94 Water Revenue	05/05/94	6.750 - 6.750	1,100,000	682,903	45,743.89	10/33	BNY	S&J
Hurricane 94 Water Reserve	05/05/94				80,565.71			
Huttonsville PSD 03-A Sewer Revenue	06/03/03	0.000 - 0.000	3,934,000	2,053,779	10,917.59	03/39	UNB	JK
Huttonsville PSD 03-A Sewer Reserve	06/06/03				122,156.85			
Huttonsville PSD 03-B Sewer Reserve	06/06/03				30,303.33			
Huttonsville PSD 11-A Sewer Reserve	04/25/11				44,441.53			
Huttonsville PSD 11-B Sewer Revenue	04/25/11	0.000 - 0.000	800,000	622,180	1,949.61	03/51	UNB	S&J
Huttonsville PSD 11-B Sewer Reserve	04/25/11				22,086.55			
Huttonsville PSD 11-C Sewer Revenue	04/25/11	0.000 - 0.000	200,000	155,460	485.67	03/51	UNB	S&J
Huttonsville PSD 11-C Sewer Reserve	04/25/11				5,531.38			
Huttonsville PSD 21-A Sewer Revenue	04/15/21	0.250 - 0.250	240,000	223,128	555.35	03/61	DEP	S&J
Huttonsville PSD 21-A Sewer Reserve	04/15/21				52.88			
Huttonsville PSD 00-A Water Reserve (R)*	07/27/00				39,912.61			
Huttonsville PSD 04-A Water Revenue	08/25/04	0.000 - 0.000	952,000	572,444	2,493.36	06/44	UNB	JK
Huttonsville PSD 04-A Water Reserve (R)*	08/25/04				26,271.09			
Huttonsville PSD 04-B Water Reserve (R)*	08/24/04				22,034.28			
Huttonsville PSD 12-A Water Revenue	08/07/12	0.000 - 0.000	244,500	177,246	845.93	03/43	BPH	S&J
Huttonsville PSD 12-A Water Reserve (R)*	08/07/12				7,049.97			
Huttonsville PSD 12-B Water Reserve	12/18/12				159,221.96			

ACCOUNT NAME	ISSUE DATE	INTEREST	ORIGINAL ISSUANCE	6/30/2021 OUTSTANDING	6/30/2021 ACCT BALANCE	LAST DEBT	PAYING AGENT	BOND COUNSEL
Huttonsville PSD 12-C Water Revenue	12/18/12	0.000 - 0.000	1,085,000	893,516	2,634.21	12/52	UNB	S&J
Huttonsville PSD 12-C Water Reserve	12/18/12				20,043.47			
Huttonsville PSD 12-D Water Revenue	12/18/12	1.000 - 1.000	1,100,000	935,111	3,259.86	12/52	UNB	S&J
Huttonsville PSD 12-D Water Reserve	12/18/12				24,477.79			
Huttonsville PSD 12-E Water Revenue	12/18/12	0.000 - 0.000	1,700,000	1,654,558	807.81	09/45	UNB	S&J
Huttonsville PSD 12-E Water Reserve	12/18/12				42,749.49			
Huttonsville PSD 15-A Water Reserve	06/05/15				29,908.41			
Huttonsville PSD 15-B Water Revenue	06/05/15	0.000 - 0.000	3,655,500	3,137,629	12,921.91	03/47	BPH	S&J
Huttonsville PSD 15-B Water Reserve	06/05/15				128,634.53			
Huttonsville PSD 96 Water Reserve (R)*	06/07/96				55,086.15			
Huttonsville 14-A Water Revenue	08/18/14	1.000 - 1.000	576,000	506,637	1,671.52	06/54	UNB	S&J
Huttonsville 14-A Water Reserve	08/18/14				10,367.17			
Jane Lew PSD 05-A Sewer Revenue	07/19/05	0.000 - 0.000	959,015	590,163	2,407.62	06/45	UNB	S&J
Jane Lew PSD 05-A Sewer Reserve	07/19/05				25,944.61			
Jane Lew PSD 13-A Sewer Revenue	05/06/13	0.000 - 0.000	5,167,000	4,288,928	12,894.19	03/53	UNB	S&J
Jane Lew PSD 13-A Sewer Reserve	05/06/13				91,880.09			
Jane Lew PSD 04-A Water Reserve	12/16/04				31,959.57			
Jane Lew PSD 09-A Water Revenue	10/23/09	0.000 - 0.000	429,399	279,085	2,504.08	12/40	BPH	S&J
Jane Lew PSD 09-A Water Reserve	10/23/09				14,339.05			
Jefferson County Schools 21 GO	05/27/21	2.000 - 3.000	43,735,000	43,735,000	768.94	06/36	DTC	BR
Junior 04-A Sewer Revenue	10/25/04	0.000 - 0.000	902,250	436,088	7,696.05	12/35	DEP	S&J
Junior 04-A Sewer Reserve	10/25/04				30,079.30			
Junior 12-A Sewer Reserve	06/21/12				8,292.69			
Junior 09-A Water Revenue	09/10/09	0.000 - 0.000	690,000	503,016	3,073.89	09/49	UNB	S&J
Junior 09-A Water Reserve	09/10/09				18,861.50			
Justice PSD 93 Water Revenue	11/24/93	6.750 - 6.750	439,000	271,085	14,892.24	10/33	BNY	JK
Justice PSD 93 Water Reserve	11/24/93				31,978.05			

ACCOUNT NAME	ISSUE DATE	INTEREST	ORIGINAL ISSUANCE	6/30/2021 OUTSTANDING	6/30/2021 ACCT BALANCE	LAST DEBT	PAYING AGENT	BOND COUNSEL
Kanawha Falls PSD 03-A Sewer Revenue	11/06/03	0.000 - 0.000	1,990,400	912,245	8,105.37	03/35	DEP	JK
Kanawha Falls PSD 03-A Sewer Reserve	11/06/03				68,878.62			
Kanawha Falls PSD 03-B Sewer Revenue	11/06/03	5.800 - 5.800	110,000	25,179	6,561.93	10/23	BBT Truist/WDA	JK
Kanawha Falls PSD 03-B Sewer Reserve	11/06/03				9,387.01			
Kanawha Falls PSD 20-A Sewer Revenue	08/20/20	1.500 - 1.500	7,261,790	3,108,959	0	03/52	DEP	S&J
Kanawha Falls PSD 20-A Sewer Reserve	08/20/20				0			
Kanawha Falls PSD 81 Sewer Reserve	01/01/81				142,016.82			
Kanawha Falls PSD 02-A Water Reserve	02/22/02				24,518.49			
Kanawha Falls PSD 80 Water Imp & Ref Reserve	09/14/81				160,018.56			
Kanawha (UKV) PSD 02-A Sewer Revenue	03/15/02	0.500 - 0.500	300,000	115,382	1,030.69	03/32	UNB	S&J
Kanawha (UKV) PSD 02-A Sewer Reserve	03/15/02				11,033.72			
Kanawha (Chelyan) PSD 02 Sewer Revenue	06/04/02	0.000 - 0.000	3,118,574	1,701,040	7,501.62	06/42	UNB	G&G
Kanawha (Chelyan) PSD 02 Sewer Reserve	06/04/02				85,514.32			
Kanawha (Chelyan) PSD 09-A Sewer Revenue	12/15/09	0.000 - 0.000	2,761,569	1,415,289	14,081.14	09/31	DEP	JK
Kanawha (Chelyan) PSD 09-A Sewer Reserve	12/15/09				138,085.47			
Kanawha (Chelyan) PSD 94-A Sewer Revenue	04/22/94	6.750 - 6.750	1,023,500	635,410	36,436.16	10/33	BNY	JK
Kanawha (Chelyan) PSD 94-A Sewer Reserve	04/22/94				74,963.17			
Kanawha (Chelyan) PSD 94-B Sewer Revenue	04/22/94	6.750 - 6.750	175,276	108,815	6,240.57	10/33	BNY	JK
Kanawha (Chelyan) PSD 94-B Sewer Reserve	04/22/94				12,837.67			
Kanawha (Chelyan) PSD 95-A Sewer Revenue	06/29/95	6.750 - 6.750	634,000	395,870	22,702.61	10/33	BNY	JK
Kanawha (Chelyan) PSD 95-A Sewer Reserve	06/29/95				46,703.40			
Kanawha (Chelyan) PSD 99-A Sewer Revenue	07/15/99	0.000 - 0.000	2,518,000	818,337	8,391.99	03/31	DEP	JK
Kanawha (Chelyan) PSD 99-A Sewer Reserve	07/15/99				88,600.27			
Kanawha (UKV) PSD 99 Sewer Revenue	10/21/99	0.000 - 0.000	5,768,297	2,734,288	13,893.05	09/39	UNB	S&J
Kanawha (UKV) PSD 99 Sewer Reserve	10/21/99				158,162.22			
Kenova 07-A Sewer Revenue	07/12/07	0.000 - 0.000	3,747,000	2,546,960	11,868.12	06/47	UNB	S&J
Kenova 07-A Sewer Reserve	07/12/07				97,964.54			

ACCOUNT NAME	ISSUE DATE	INTEREST	ORIGINAL ISSUANCE	6/30/2021 OUTSTANDING	6/30/2021 ACCT BALANCE	LAST DEBT	PAYING AGENT	BOND COUNSEL
Kenova 07-B Sewer Revenue	07/12/07	0.000 - 0.000	4,649,209	3,160,246	19,977.56	06/47	DEP	S&J
Kenova 07-B Sewer Reserve	07/12/07				121,548.18			
Kenova 91-A Sewer Revenue	08/09/91	8.100 - 8.100	508,101	270,031	24,372.45	10/29	BNY	S&J
Kenova 91-A Sewer Reserve	08/09/91				43,407.06			
Kenova 91-B Sewer Revenue	08/09/91	0.000 - 0.000	22,941	5,433	453.31	10/29	BNY	S&J
Kenova 91-B Sewer Reserve	08/09/91				604.12			
Kenova 01 Water Reserve	12/06/01				56,003.51			
Kenova 05-A Water Revenue	09/27/05	5.050 - 5.050	1,500,000	522,881	88,655.04	10/25	BNY	G&G
Kenova 05-A Water Reserve	09/27/05				120,940.98			
Kenova 05-B Water Revenue	09/27/05	6.000 - 6.000	1,500,000	1,260,103	46,462.88	10/44	BNY	G&G
Kenova 05-B Water Reserve	09/27/05				100,404.15			
Kenova 05-C Water Revenue	09/27/05	0.000 - 0.000	9,986,213	5,242,734	58,826.42	03/37	BPH	G&G
Kenova 05-C Water Reserve	09/27/05				332,876.88			
Kenova 17 Water Reserve	03/16/17				8,232.12			
Kenova 92 Water Reserve	03/05/92				12,264.02			
Kenova 94-A Water Reserve	05/11/94				38,307.45			
Kenova 94-B Water Reserve	05/11/94				7,787.59			
Kenova 98 Water Reserve	02/04/98				12,409.44			
Keyser 01-B Sewer Refunding Revenue	09/13/01	4.000 - 5.800	1,795,000	570,000	106,744.68	10/25	DTC	BR
Keyser 01-B Sewer Refunding Reserve (R)*	09/13/01				136,911.75			
Keyser 01 Sewer Revenue	02/13/01	0.000 - 0.000	523,072	523,072	288.67	03/25	DEP	BR
Keyser 01 Sewer Reserve (R)*	01/25/01				0			
Keyser 14-A Sewer Revenue	08/27/14	1.000 - 1.000	2,597,300	2,309,174	10,888.15	06/54	UNB	BR
Keyser 14-A Sewer Reserve	08/27/14				44,787.22			
Keyser 15-A Sewer Revenue	01/29/15	0.000 - 0.000	20,371,645	19,295,640	30,679.29	06/50	DEP	S&J
Keyser 15-A Sewer Reserve	01/29/15				304,558.69			
Keyser 80 Sewer Reserve (R)*	09/14/81				57,163.17			

ACCOUNT NAME	ISSUE DATE	INTEREST	ORIGINAL ISSUANCE	6/30/2021 OUTSTANDING	6/30/2021 ACCT BALANCE	LAST DEBT	PAYING AGENT	BOND COUNSEL
Keyser 99 Sewer Revenue	11/16/99	0.000 - 0.000	5,753,801	457,688	57,473.26	03/23	DEP	BR
Keyser 99 Sewer Reserve (R)*	11/16/99				276,745.37			
Keyser 13-A Water Reserve	09/03/13				101,929.46			
Keyser 14-A Water Reserve	08/27/14				82,553.33			
Keyser 98-A Water Revenue	10/15/98	6.250 - 6.250	761,842	507,844	28,587.11	10/35	BNY	BR
Keyser 98-A Water Reserve	10/15/98				53,153.68			
Keyser 98-B Water Revenue	10/15/98	5.800 - 5.800	2,997,584	2,134,934	100,484.32	10/38	BNY	BR
Keyser 98-B Water Reserve	10/15/98				194,247.21			
Kingmill Valley PSD 10-A Sewer Reserve	02/11/10				139,174.48			
Kingmill Valley PSD 14-A Sewer Refunding Revenue	04/23/14	2.670 - 2.670	721,925	300,344	6,482.89	10/25	BBT Gov/Truist	S&J
Kingmill Valley PSD 14-A Sewer Refunding Reserve	04/23/14				76,249.51			
Kingmill Valley PSD 86-B Sewer Revenue	06/12/86	0.000 - 0.000	81,343	10,429	2,044.61	10/25	BNY	S&J
Kingmill Valley PSD 86-B Sewer Reserve	06/12/86				3,541.32			
Kingmill Valley PSD 99-A Sewer Revenue	06/15/99	5.800 - 5.800	183,200	130,477	6,295.95	10/38	BNY	S&J
Kingmill Valley PSD 99-A Sewer Reserve	06/15/99				11,872.00			
Kingwood 01 Sewer Revenue	12/20/01	0.000 - 0.000	876,739	342,504	9,173.66	03/33	DEP	S&J
Kingwood 01 Sewer Reserve (R)*	12/20/01				29,310.97			
Kingwood 10-A Sewer Refunding Revenue	08/27/10	3.000 - 4.250	1,605,000	640,000	99,573.96	10/25	DTC	S&J
Kingwood 10-A Sewer Refunding Reserve (R)*	08/27/10				147,316.85			
Kingwood 12-A Sewer Revenue	07/25/12	0.000 - 0.000	15,794,955	13,344,955	33,373.09	06/52	DEP	S&J
Kingwood 12-A Sewer Reserve	07/25/12				417,413.60			
Kingwood 86-B Sewer Revenue	03/26/86	0.000 - 0.000	850,860	111,955	42,276.00	10/25	BNY	S&J
Kingwood 86-B Sewer Reserve (R)*	03/26/86				22,418.92			
Kingwood 07-A Water Revenue	06/14/07	0.000 - 0.000	265,000	177,790	664.77	06/47	UNB	S&J
Kingwood 07-A Water Reserve	06/14/07				7,101.85			
Kingwood 09-A Water Revenue	09/29/09	0.000 - 0.000	1,135,000	822,132	2,828.24	09/49	UNB	S&J
Kingwood 09-A Water Reserve	09/29/09				30,751.35			

ACCOUNT NAME	ISSUE DATE	INTEREST	ORIGINAL ISSUANCE	6/30/2021 OUTSTANDING	6/30/2021 ACCT BALANCE	LAST DEBT	PAYING AGENT	BOND COUNSEL
Kingwood (PRC) 17-A Water Revenue	06/27/17	2.000 - 2.000	445,168	417,385	1,737.22	12/48	UNB	S&J
Kingwood (PRC) 17-A Water Reserve	06/27/17				5,167.40			
Kingwood 87-A Water Revenue	01/07/87	8.380 - 8.380	2,810,612	1,129,448	144,932.50	10/26	BNY	S&J
Kingwood 87-A Water Reserve	01/07/87				247,170.12			
Kingwood 87-B Water Revenue	01/07/87	0.000 - 0.000	689,388	108,851	14,273.84	10/26	BNY	S&J
Kingwood 87-B Water Reserve	01/07/87				19,168.86			
Kopperston PSD 96 Water Revenue	09/20/96	6.250 - 6.250	644,000	425,283	27,222.13	10/35	BNY	JK
Kopperston PSD 96 Water Reserve	09/20/96				44,511.61			
Lake Floyd PSD 86-A Sewer Revenue	03/07/86	9.750 - 9.750	136,870	52,440	11,486.01	10/25	BNY	S&J
Lake Floyd PSD 86-A Sewer Reserve	03/07/86				13,747.51			
Lake Floyd PSD 86-B Sewer Revenue	03/07/86	0.000 - 0.000	68,130	8,964	1,868.76	10/25	BNY	S&J
Lake Floyd PSD 86-B Sewer Reserve	03/07/86				1,869.48			
Lake Floyd PSD 86-A&B Sewer R&R	03/07/86				2,412.02			
Lashmeet PSD 98-A Lot 2 Water Revenue	09/10/98	2.000 - 2.000	670,000	359,280	4,750.06	09/38	UNB	S&J
Lashmeet PSD 98-A Water Revenue	09/10/98	2.000 - 2.000	3,400,000	1,823,210	25,874.03	09/38	UNB	S&J
Lashmeet PSD 98-A Water Reserve	09/10/98				150,867.62			
Lavalette PSD 06-C Water Revenue	02/23/06	0.000 - 0.000	1,918,050	1,220,570	10,670.96	12/45	UNB	S&J
Lavalette PSD 06-C Water Reserve	02/23/06				52,198.27			
Lavalette PSD 09-B Water Reserve	05/18/09				45,624.99			
Lavalette PSD 10-B Water Reserve	03/10/10				10,670.13			
Lavalette PSD 11-A Water Reserve	02/04/11				91,244.67			
Lavalette PSD 12-A Water Reserve	09/21/12				39,007.99			
Lavalette PSD 20-A Water Refunding Revenue	12/29/20	4.270 - 4.270	2,128,000	2,125,270	54,928.74	02/46	OVB:BH	S&J
Lavalette PSD 20-A Water Refunding Reserve	12/29/20				126,889.08			
Lavalette PSD 20-B Water Refunding Revenue	12/29/20	3.400 - 3.400	1,362,200	1,360,876	33,357.49	05/49	OVB:BH	S&J
Lavalette PSD 20-B Water Refunding Reserve	12/29/20				74,945.55			
Lavalette PSD 20-C Water Refunding Revenue	12/29/20	3.400 - 3.400	1,950,750	1,948,975	47,316.24	03/50	OVB:BH	S&J

ACCOUNT NAME	ISSUE DATE	INTEREST	ORIGINAL ISSUANCE	6/30/2021 OUTSTANDING	6/30/2021 ACCT BALANCE	LAST DEBT	PAYING AGENT	BOND COUNSEL
Lavalette PSD 20-C Water Refunding Reserve	12/29/20				106,233.23			
Lewis County EDA 03-A Water Revenue	08/27/03	0.000 - 0.000	2,374,500	1,322,506	10,512.90	06/43	UNB	S&J
Lewis County EDA 03-A Water Reserve	08/27/03				0		LOC	06/01/2043
Lewis County EDA 06-A Water Revenue	07/27/06	0.000 - 0.000	4,422,000	2,871,400	19,902.41	06/46	UNB	S&J
Lewis County EDA 06-A Water Reserve	07/27/06				0		LOC	06/01/2046
Lewis County EDA 16-A Water Revenue	01/20/16	1.000 - 1.000	2,650,109	2,419,756	16,642.96	12/55	UNB	S&J
Lewis County EDA 16-A Water Reserve	01/20/16				62,625.22			
Lewis County EDA 17-A Water Revenue	08/31/17	1.000 - 1.000	947,210	900,939	4,998.57	06/57	UNB	S&J
Lewis County EDA 17-A Water Reserve	08/31/17				32,413.74			
Lewis County EDA 99-A Water Revenue	06/10/99	0.000 - 0.000	1,673,000	767,232	7,402.48	06/39	UNB	S&J
Lewis County EDA 99-A Water Reserve	06/10/99				0		LOC	06/01/2039
Lewisburg 09-A Water Revenue	05/22/09	4.510 - 4.510	1,000,000	510,126	13,584.85	06/29	BBT Gov/Truist	S&J
Lewisburg 09-A Water Reserve	05/22/09				80,297.52			
Lewisburg 10-A Water Revenue	12/02/10	3.000 - 3.000	1,482,000	904,872	13,868.36	03/32	UNB	S&J
Lewisburg 10-A Water Reserve	12/02/10				98,825.67			
Lewisburg 12-A Water Revenue	06/27/12	4.000 - 4.000	486,000	310,895	6,447.05	04/32	OVB:BH	S&J
Lewisburg 12-A Water Reserve	06/27/12				33,246.72			
Lewisburg 13-A Water Revenue	04/01/13	3.500 - 3.500	3,500,000	2,388,195	21,646.06	06/33	PREMIER:BH	S&J
Lewisburg 13-A Water Reserve	04/01/13				258,273.87			
Lewisburg Water Repair & Replacement	06/01/11				44,125.22			
Lincoln PSD 02-A Water Revenue	08/06/02	5.800 - 5.800	580,429	435,682	20,076.67	10/39	BNY	S&J
Lincoln PSD 02-A Water Reserve	08/06/02				38,442.34			
Lincoln PSD 02-B Water Revenue	08/06/02	5.800 - 5.800	121,522	91,216	4,213.06	10/39	BBT Truist/WDA	S&J
Lincoln PSD 02-B Water Reserve	08/06/02				8,048.55			
Lincoln PSD 03-A Water Reserve	07/03/03				67,357.26			
Lincoln PSD 06-A Water Revenue	07/13/06	0.000 - 0.000	550,242	343,442	2,645.88	12/44	UNB	S&J
Lincoln PSD 06-A Water Reserve	07/13/06				15,989.34			

ACCOUNT NAME	ISSUE DATE	INTEREST	ORIGINAL ISSUANCE	6/30/2021 OUTSTANDING	6/30/2021 ACCT BALANCE	LAST DEBT	PAYING AGENT	BOND COUNSEL
Lincoln PSD 10-A Water Revenue	06/16/10	0.000 - 0.000	2,200,000	1,657,132	5,292.05	06/50	UNB	S&J
Lincoln PSD 10-A Water Reserve	06/16/10				60,413.95			
Lincoln PSD 15-A Water Reserve	03/06/15				17,172.77			
Lincoln PSD 15-B Water Revenue	03/13/15	1.000 - 1.000	1,000,000	896,388	2,903.73	03/55	UNB	S&J
Lincoln PSD 15-B Water Reserve	03/06/15				15,522.10			
Lincoln PSD 18-A Water Reserve	01/26/18				2,415.67			
Lincoln PSD 98 Water Design Reserve	12/29/98				4,992.54			
Little Creek PSD 16-A Water Reserve	07/21/16				22,280.02			
Logan County PSD 02-A Sewer Revenue	12/12/02	0.000 - 0.000	5,328,940	3,015,058	29,134.64	12/42	DEP	JK
Logan County PSD 02-A Sewer Reserve	12/12/02				148,086.44			
Logan County PSD 02-B Sewer Revenue	12/12/02	0.000 - 0.000	2,190,000	1,230,980	5,302.71	12/42	UNB	JK
Logan County PSD 02-B Sewer Reserve	12/12/02				60,463.68			
Logan County PSD 02-C Sewer Reserve	12/12/02				16,918.59			
Logan County PSD 08-A Sewer Revenue	04/09/08	0.000 - 0.000	4,500,000	3,106,424	10,743.89	03/48	UNB	JK
Logan County PSD 08-A Sewer Reserve	04/09/08				119,188.73			
Logan County PSD 13-A Sewer Reserve	01/24/13				36,906.83			
Logan County PSD 18-A Sewer Reserve	01/18/18				2,363.54			
Logan County PSD 18-B Sewer Revenue	01/11/18	0.500 - 0.500	1,700,000	1,581,034	4,581.90	12/57	UNB	JK
Logan County PSD 18-B Sewer Reserve	01/11/18				11,807.32			
Logan County PSD 01-A Water Revenue	09/06/01	5.800 - 5.800	3,830,000	2,874,871	121,129.68	10/39	BNY	JK
Logan County PSD 01-A Water Reserve	09/06/01				253,664.99			
Logan County PSD 01-B Water Revenue	09/06/01	0.000 - 0.000	2,670,000	1,404,326	6,422.95	09/41	UNB	JK
Logan County PSD 01-B Water Reserve	09/06/01				73,241.75			
Logan County PSD 02-A Water Reserve	01/24/02				75,596.97			
Logan County PSD 02-B Water Revenue	10/09/02	0.000 - 0.000	1,100,000	603,225	2,687.03	09/42	UNB	JK
Logan County PSD 02-B Water Reserve	10/09/02				30,004.23			
Logan County PSD 03-B Water Revenue	10/29/03	0.000 - 0.000	3,600,000	2,094,117	8,717.97	09/43	UNB	JK

ACCOUNT NAME	ISSUE DATE	INTEREST	ORIGINAL ISSUANCE	6/30/2021 OUTSTANDING	6/30/2021 ACCT BALANCE	LAST DEBT	PAYING AGENT	BOND COUNSEL
Logan County PSD 03-B Water Reserve	10/29/03				99,653.26			
Logan County PSD 05-A Water Revenue	04/27/05	0.000 - 0.000	923,245	573,257	2,586.48	03/45	UNB	JK
Logan County PSD 05-A Water Reserve	04/27/05				25,444.02			
Logan County PSD 08-A Water Revenue	07/16/08	0.000 - 0.000	1,700,000	1,192,206	4,088.31	06/48	UNB	JK
Logan County PSD 08-A Water Reserve	07/16/08				44,866.92			
Logan County PSD 08-B Water Revenue	07/16/08	0.000 - 0.000	1,900,000	1,323,864	4,542.94	06/48	UNB	JK
Logan County PSD 08-B Water Reserve	07/16/08				50,041.71			
Logan County PSD 10-A Water Revenue	03/16/10	0.000 - 0.000	800,000	605,246	1,964.73	03/50	UNB	JK
Logan County PSD 10-A Water Reserve	03/16/10				20,486.43			
Logan County PSD 12-A Water Reserve	12/13/12				15,670.70			
Logan County PSD 13-A Water Revenue	02/07/13	0.000 - 0.000	3,152,845	2,529,836	12,441.60	12/52	UNB	JK
Logan County PSD 13-A Water Reserve	02/07/13				65,728.16			
Logan County PSD 14-A Water Reserve	07/24/14				30,617.86			
Logan County PSD 14-B Water Revenue	07/24/14	2.000 - 2.000	3,478,000	2,985,745	26,796.51	12/45	UNB	JK
Logan County PSD 14-B Water Reserve	07/24/14				88,743.84			
Logan County PSD 15-A Water Reserve	06/05/15				8,348.15			
Logan County PSD 15-B Water Revenue	09/02/15	2.000 - 2.000	907,000	803,028	4,471.83	12/46	UNB	JK
Logan County PSD 15-B Water Reserve	09/02/15				18,895.56			
Logan County PSD 18-A Water Reserve	08/20/18				8,445.81			
Logan County PSD 18-B Water Reserve	08/20/18				6,434.63			
Logan County PSD 19-A Water Revenue	02/07/19	3.000 - 3.000	2,524,000	2,438,892	13,280.73	03/50	UNB	JK
Logan County PSD 19-A Water Reserve	02/07/19				17,061.07			
Logan County PSD 96-B Water Revenue	07/31/96	3.000 - 3.000	1,780,000	620,764	14,714.86	09/29	UNB	JK
Logan County PSD 96-B Water Reserve	07/31/96				86,608.60			
Logan County PSD 97-A Water Revenue	02/12/97	3.000 - 3.000	1,000,000	558,779	7,232.48	12/37	UNB	JK
Logan County PSD 97-A Water Reserve	02/12/97				43,064.83			
Logan County PSD 97-B Water Revenue	03/25/97	2.000 - 2.000	1,075,000	536,082	6,572.25	03/37	UNB	JK

ACCOUNT NAME	ISSUE DATE	INTEREST	ORIGINAL ISSUANCE	6/30/2021 OUTSTANDING	6/30/2021 ACCT BALANCE	LAST DEBT	PAYING AGENT	BOND COUNSEL
Logan County PSD 97-B Water Reserve	03/25/97				39,767.20			
Logan County PSD 98-A Water Revenue	06/10/98	1.000 - 1.000	815,000	393,160	2,332.42	06/38	UNB	JK
Logan County PSD 98-A Water Reserve	06/10/98				25,180.39			
Logan County PSD 99-A Water Revenue	04/21/99	0.000 - 0.000	5,050,000	2,622,092	13,628.36	03/39	UNB	JK
Logan County PSD 99-A Water Reserve	04/21/99				156,011.58			
Logan County PSD 99-C Water Revenue	06/17/99	0.000 - 0.000	2,590,000	1,203,070	6,190.90	06/39	UNB	JK
Logan County PSD 99-C Water Reserve	06/17/99				132,445.48			
Logan 08-A Sewer Revenue	06/27/08	0.000 - 0.000	4,446,053	3,111,455	10,258.02	06/48	DEP	S&J
Logan 08-A Sewer Reserve	06/27/08				116,052.17			
Logan 13-A Sewer Revenue	04/11/13	0.000 - 0.000	400,000	327,732	944.26	03/53	DEP	S&J
Logan 13-A Sewer Reserve	04/11/13				10,324.01			
Logan 87-A Sewer Revenue	09/25/87	8.380 - 8.380	623,087	250,389	30,609.60	10/26	BNY	JK
Logan 87-A Sewer Reserve	09/25/87				54,790.08			
Logan 87-B Sewer Revenue	09/25/87	0.000 - 0.000	152,833	24,134	2,685.51	10/26	BNY	JK
Logan 87-B Sewer Reserve	09/25/87				3,949.36			
Logan 93-A Sewer Revenue	03/29/93	7.750 - 7.750	2,284,839	1,353,247	88,003.29	10/31	BNY	JK
Logan 93-A Sewer Reserve	03/29/93				187,266.27			
Logan 93-B Sewer Revenue	03/29/93	0.000 - 0.000	76,161	21,481	1,467.38	10/31	BNY	JK
Logan 93-B Sewer Reserve	03/29/93				1,925.66			
Logan 95 Sewer Revenue	08/31/95	6.750 - 6.750	377,980	236,010	12,913.10	10/33	BNY	JK
Logan 95 Sewer Reserve	08/31/95				27,841.60			
Lubeck PSD 05-A Sewer Revenue	09/27/05	0.000 - 0.000	7,879,443	7,770,006	36,554.15	03/39	UNB	JK
Lubeck PSD 05-A Sewer Reserve	09/27/05				437,764.34			
Lubeck PSD 05-B Sewer Revenue	09/27/05	0.000 - 0.000	2,411,178	1,438,602	7,506.16	03/39	UNB	JK
Lubeck PSD 05-B Sewer Reserve	09/27/05				91,115.01			
Lubeck PSD 10-A Sewer Revenue	02/25/10	0.000 - 0.000	2,136,720	1,307,820	6,822.86	03/39	UNB	JK
Lubeck PSD 10-A Sewer Reserve	02/25/10				77,817.23			

ACCOUNT NAME	ISSUE DATE	INTEREST	ORIGINAL ISSUANCE	6/30/2021 OUTSTANDING	6/30/2021 ACCT BALANCE	LAST DEBT	PAYING AGENT	BOND COUNSEL
Lubeck PSD 12-A Sewer Revenue	06/22/12	0.000 - 0.000	716,272	579,595	1,912.81	03/52	DEP	JK
Lubeck PSD 12-A Sewer Reserve	06/22/12				19,912.10			
Lubeck PSD 15-A Sewer Revenue	02/27/15	0.000 - 0.000	2,070,530	1,547,446	8,111.79	03/39	UNB	JK
Lubeck PSD 15-A Sewer Reserve	02/27/15				56,563.59			
Lubeck PSD 15-B Sewer Reserve	03/26/15				16,541.90			
Lubeck PSD 20-A Sewer Revenue	12/01/20	0.000 - 0.000	1,590,029	1,567,945	8,068.36	03/39	UNB	JK
Lubeck PSD 20-A Sewer Reserve	12/01/20				2,944.60			
Lubeck PSD 99-B Sewer Revenue	03/09/99	0.000 - 0.000	2,000,000	934,202	10,472.82	03/39	UNB	JK
Lubeck PSD 99-B Sewer Reserve	03/09/99				65,198.13			
Lubeck PSD 05-A Water Revenue	06/17/05	3.000 - 3.000	1,573,000	529,920	18,104.69	12/26	UNB	JK
Lubeck PSD 05-A Water Reserve	06/17/05				104,888.29			
Lubeck PSD 11-A Water Reserve	02/11/11				58,344.99			
Lubeck PSD 11-B Water Revenue	11/30/11	3.000 - 3.000	352,565	215,315	2,175.27	03/32	UNB	JK
Lubeck PSD 11-B Water Reserve	11/30/11				22,816.79			
Lubeck PSD 16-A Water Revenue	09/22/16	0.500 - 0.500	3,273,000	2,941,652	12,305.51	03/48	BPH	JK
Lubeck PSD 16-A Water Reserve	09/22/16				39,735.93			
Lubeck PSD 21-A Water Refunding Revenue	05/18/21	2.900 - 2.900	1,942,538	1,942,538	9,401.32	06/45	OVB:BH	JK
Lubeck PSD 21-A Water Refunding Reserve	05/18/21				112,591.15			
Lubeck PSD 21-B Water Refunding Revenue	05/18/21	1.060 - 1.060	209,957	209,957	4,480.07	06/25	BBT Gov/Truist	JK
Lubeck PSD 21-B Water Refunding Reserve	05/18/21				53,633.36			
Lubeck PSD 90-A Water Revenue	04/02/90	7.850 - 7.850	3,139,013	1,634,756	174,374.63	10/29	BNY	BR
Lubeck PSD 90-A Water Reserve	04/02/90				260,092.68			
Lubeck PSD 90-B Water Revenue	04/02/90	0.000 - 0.000	146,487	33,805	5,835.83	10/29	BNY	BR
Lubeck PSD 90-B Water Reserve	04/02/90				6,782.45			
Lumberport 11-A Sewer Revenue	12/15/11	0.000 - 0.000	1,755,150	1,107,618	5,702.78	09/37	UNB	S&J
Lumberport 11-A Sewer Reserve	12/15/11				71,689.32			
Lumberport 02-A Water Reserve	07/10/02				50,730.88			

ACCOUNT NAME	ISSUE DATE	INTEREST	ORIGINAL ISSUANCE	6/30/2021 OUTSTANDING	6/30/2021 ACCT BALANCE	LAST DEBT	PAYING AGENT	BOND COUNSEL
Malden PSD 09-A Sewer Revenue	08/26/09	0.000 - 0.000	2,639,983	1,647,733	29,819.05	12/38	DEP	S&J
Malden PSD 09-A Sewer Reserve	08/26/09				100,597.02			
Malden PSD 09-C Sewer Reserve	08/26/09				113,557.88			
Malden PSD 16-A Sewer Reserve	10/06/16				331,599.44			
Malden PSD 16-B Sewer Reserve	10/06/16				172,663.94			
Malden PSD 16-C Sewer Reserve	10/06/16				33,604.38			
Malden PSD 16-D Sewer Revenue	10/06/16	1.000 - 1.000	5,000,000	4,312,397	46,289.35	09/48	UNB	S&J
Malden PSD 16-D Sewer Reserve	10/06/16				201,010.78			
Mannington PSD 10-A Water Reserve	05/25/10				76,009.79			
Mannington PSD 20-A Water Reserve	03/20/20				0			
Mannington 17-A Sewer Refunding Revenue	03/15/17	2.520 - 2.520	1,143,000	717,059	11,311.05	06/27	BBT Gov/Truist	S&J
Mannington 17-A Sewer Refunding Reserve	03/15/17				120,193.43			
Mannington 18-A Sewer Reserve	01/19/18				8,430.97			
Mannington 20-A Water Revenue	02/11/20	2.850 - 2.850	1,125,400	1,033,863	8,834.13	12/32	BBT Gov/Truist	S&J
Mannington 20-A Water Reserve	02/11/20				105,886.87			
Mannington 20-B Water Revenue	04/01/20	2.940 - 2.940	161,800	151,190	1,114.51	04/35	BBT Gov/Truist	S&J
Mannington 20-B Water Reserve	02/11/20				13,359.37			
Marlinton 05-A Water & Sewer Revenue	10/19/05	0.000 - 0.000	1,660,766	858,046	5,535.98	12/36	DEP	S&J
Marlinton 05-A Water & Sewer Reserve	10/19/05				58,407.59			
Marlinton 08-A Water & Sewer Revenue	02/06/08	0.000 - 0.000	2,187,000	1,532,290	5,179.25	12/48	UNB	S&J
Marlinton 08-A Water & Sewer Reserve	02/06/08				56,861.80			
Marlinton 18-A Water & Sewer Revenue	06/14/18	1.000 - 1.000	4,063,000	3,989,763	11,594.04	06/58	UNB	S&J
Marlinton 18-A Water & Sewer Reserve	06/14/18				10,780.51			
Marlinton 97-A Water & Sewer Revenue	01/30/97	0.000 - 0.000	239,495	94,301	557.11	03/37	UNB	S&J
Marlinton 97-A Water & Sewer Reserve	01/30/97				6,322.13			
Marlinton 97-B Water & Sewer Revenue	08/18/97	0.000 - 0.000	555,450	224,992	1,516.40	06/37	UNB	S&J
Marlinton 97-B Water & Sewer Reserve	08/18/97				14,888.79			

ACCOUNT NAME	ISSUE DATE	INTEREST	ORIGINAL ISSUANCE	6/30/2021 OUTSTANDING	6/30/2021 ACCT BALANCE	LAST DEBT	PAYING AGENT	BOND COUNSEL
Marlinton 98-A Water & Sewer Revenue	11/20/98	0.000 - 0.000	705,400	205,730	3,090.70	03/30	BPH	S&J
Marlinton 98-A Water & Sewer Reserve	11/20/98				24,846.94			
Marmet 09-A Sewer Revenue	06/18/09	0.000 - 0.000	1,688,771	1,083,622	29,733.44	09/40	DEP	S&J
Marmet 09-A Sewer Reserve	06/18/09				56,813.40			
Marmet 90-A Sewer Revenue	01/03/90	7.850 - 7.850	664,013	319,331	38,096.24	10/28	BNY	JTP
Marmet 90-A Sewer Reserve	01/03/90				55,259.49			
Marmet 90-B Sewer Revenue	01/03/90	0.000 - 0.000	30,987	6,524	713.57	10/28	BNY	JTP
Marmet 90-B Sewer Reserve	01/03/90				1,556.55			
Marshall County PSD #2 14-A Water Reserve	07/11/14				48,008.25			
Marshall County PSD #2 16-A Water Reserve	03/10/16				21,407.95			
Marshall County PSD #3 12-A Water Revenue	11/08/12	1.000 - 1.000	3,550,022	2,981,486	11,681.15	09/52	UNB	S&J
Marshall County PSD #3 12-A Water Reserve	11/08/12				111,225.24			
Marshall County PSD #4 07-A Water Reserve	09/26/07				123,794.36			
Marshall County PSD #4 07-B Water Revenue	09/26/07	0.000 - 0.000	1,225,000	734,976	12,758.43	06/39	BPH	S&J
Marshall County PSD #4 07-B Water Reserve	09/26/07				43,036.72			
Marshall County PSD #4 19-A Water Reserve	02/14/19				573.61			
Marshall County PSD #4 82 Water Reserve	02/11/71				69,248.43			
Marshall County PSD #4 89 Water Reserve	07/23/90				21,926.16			
Marshall County PSD #4 96-A Water Reserve	07/25/96				8,388.69			
Marshall County PSD #4 96-B Water Reserve	07/25/96				22,766.94			
Marshall County Sewerage District 07-A Revenue	11/02/07	0.000 - 0.000	643,800	441,816	4,494.32	09/47	UNB	S&J
Marshall County Sewerage District 07-A Reserve	11/02/07				17,241.36			
Marshall County Sewerage District 07-B Revenue	11/02/07	0.000 - 0.000	200,000	200,000	0	09/38	UNB	S&J
Marshall County Sewerage District 07-B Reserve	11/02/07				0			
Marshall County Sewerage District 17-A Reserve	06/02/17				17,839.29			
Marshall County Sewerage District 17-B Revenue	06/02/17	1.000 - 1.000	2,160,000	2,034,818	6,742.36	06/57	UNB	S&J
Marshall County Sewerage District 17-B Reserve	06/02/17				17,612.55			

ACCOUNT NAME	ISSUE DATE	INTEREST	ORIGINAL ISSUANCE	6/30/2021 OUTSTANDING	6/30/2021 ACCT BALANCE	LAST DEBT	PAYING AGENT	BOND COUNSEL
Marshall County Sewerage District 87-A Revenue	03/18/87	8.380 - 8.380	89,940	36,143	4,714.84	10/26	BNY	S&J
Marshall County Sewerage District 87-A Reserve	03/18/87				7,909.71			
Marshall County Sewerage District 87-B Revenue	03/18/87	0.000 - 0.000	22,060	3,483	1,276.81	10/26	BNY	S&J
Marshall County Sewerage District 87-B Reserve	03/18/87				1,102.88			
Marshall County Sewerage District 90-A Revenue	11/26/90	8.100 - 8.100	267,737	142,289	11,932.53	10/29	BNY	S&J
Marshall County Sewerage District 90-A Reserve (R)*	11/26/90				22,876.20			
Marshall County Sewerage District 90-B Revenue	11/26/90	0.000 - 0.000	12,091	2,864	644.65	10/29	BNY	S&J
Marshall County Sewerage District 90-B Reserve	11/26/90				436.83			
Martinsburg 00-A Water & Sewer Revenue	09/27/00	2.000 - 2.000	7,564,000	341,431	104,931.30	03/22	BPH	BR
Martinsburg 00-A Water & Sewer Reserve	09/27/00				459,855.54			
Martinsburg 00-B Water & Sewer Revenue	09/27/00	3.000 - 3.000	3,000,000	147,791	41,853.13	03/22	UNB	BR
Martinsburg 00-B Water & Sewer Reserve	09/27/00				200,042.44			
Martinsburg 00-C Water & Sewer Revenue	09/27/00	5.800 - 5.800	1,976,352	1,461,392	75,858.36	10/39	BNY	BR
Martinsburg 00-C Water & Sewer Reserve	09/27/00				128,947.18			
Martinsburg 11-A Water & Sewer Revenue	12/28/11	2.000 - 3.875	8,830,000	5,525,000	441,519.56	09/31	DTC	BR
Martinsburg 11-A Water & Sewer Reserve	12/28/11				622,712.69			
Martinsburg 13-A Water & Sewer Revenue	10/01/13	0.500 - 0.500	29,454,059	22,390,163	147,138.65	09/36	DEP	BR
Martinsburg 13-A Water & Sewer Reserve	10/01/13				1,605,128.49			
Mason County PSD 08-A Sewer Revenue	10/28/08	0.000 - 0.000	500,000	349,345	1,218.18	09/48	UNB	JK
Mason County PSD 08-A Sewer Reserve	10/28/08				13,087.04			
Mason County PSD 12-A Sewer Revenue	11/01/12	0.000 - 0.000	4,600,000	3,782,876	12,319.16	09/52	DEP	JK
Mason County PSD 12-A Sewer Reserve	11/01/12				85,532.34			
Mason County PSD 04-A Water Revenue	06/08/04	2.000 - 2.000	602,000	131,892	3,656.85	03/25	BPH	JK
Mason County PSD 04-A Water Reserve	06/08/04				36,598.06			
Mason County PSD 21-A Water Refunding Revenue	05/26/21	1.000 - 3.000	11,155,000	11,155,000	63,941.33	12/49	DTC	JK
Mason County PSD 21-A Water Refunding Reserve	05/26/21				0		SB	12/01/2049
Mason County PSD 97-B Water Revenue	09/25/97	3.000 - 3.000	818,000	455,697	3,261.33	09/37	UNB	JK

ACCOUNT NAME	ISSUE DATE	INTEREST	ORIGINAL ISSUANCE	6/30/2021 OUTSTANDING	6/30/2021 ACCT BALANCE	LAST DEBT	PAYING AGENT	BOND COUNSEL
Mason County PSD 97-B Water Reserve	09/25/97				35,539.68			
Mason 01-A Water & Sewer Revenue	05/10/01	0.000 - 0.000	650,000	19,609	21,552.20	12/21	BPH	S&J
Mason 07-A Water & Sewer Revenue	06/14/07	0.000 - 0.000	1,719,000	1,160,850	4,138.99	06/47	UNB	S&J
Mason 07-A Water & Sewer Reserve	06/14/07				49,491.60			
Mason 09-A Water & Sewer Revenue	09/02/09	0.000 - 0.000	107,900	69,233	631.75	09/40	DEP	S&J
Mason 09-A Water & Sewer Reserve	09/02/09				3,806.86			
Mason 16-A Water & Sewer Revenue	06/03/16	0.500 - 0.500	2,291,493	2,023,486	9,281.80	09/47	BPH	S&J
Mason 16-A Water & Sewer Reserve	06/03/16				82,313.81			
Mason 18-A Water & Sewer Revenue	01/31/18	0.250 - 0.250	1,711,000	1,616,118	4,425.64	12/57	DEP	S&J
Mason 18-A Water & Sewer Reserve	01/31/18				21,572.70			
Mason 98-A Water & Sewer Revenue	06/04/98	0.000 - 0.000	1,602,000	688,039	9,522.68	03/38	UNB	S&J
Mason 98-A Water & Sewer Reserve	06/04/98				43,749.12			
Masontown 01-A Sewer Reserve	08/22/01				48,035.76			
Masontown 01-B Sewer Revenue	08/22/01	0.000 - 0.000	1,500,000	789,440	13,162.84	06/41	UNB	S&J
Masontown 01-B Sewer Reserve	08/22/01				41,686.56			
Masontown 07-A Sewer Reserve	04/20/07				13,657.96			
Masontown 15-A Sewer Revenue	03/05/15	0.000 - 0.000	4,080,425	3,599,246	9,210.25	03/55	UNB	S&J
Masontown 15-A Sewer Reserve	03/05/15				50,164.45			
Masontown 15-B Sewer Revenue	03/05/15	1.000 - 1.000	4,090,000	3,685,883	12,186.02	03/55	UNB	S&J
Masontown 15-B Sewer Reserve	03/05/15				60,428.90			
Masontown 15-C Sewer Reserve	03/05/15				5,312.78			
Masontown 07-A Water Revenue	03/12/07	0.500 - 0.500	815,500	559,316	2,008.97	03/47	UNB	S&J
Masontown 07-A Water Reserve	03/12/07				23,167.09			
Masontown 07-B Water Revenue	03/12/07	0.000 - 0.000	635,500	360,108	2,117.65	06/38	BPH	S&J
Masontown 07-B Water Reserve	03/12/07				22,341.43			
Masontown 11-A Water Revenue	12/22/11	0.000 - 0.000	732,921	574,777	1,718.92	09/50	UNB	S&J
Masontown 11-A Water Reserve	12/22/11				20,885.92			

ACCOUNT NAME	ISSUE DATE	INTEREST	ORIGINAL ISSUANCE	6/30/2021 OUTSTANDING	6/30/2021 ACCT BALANCE	LAST DEBT	PAYING AGENT	BOND COUNSEL
Matewan 15 Sewer Reserve	06/15/15				5,062.08			
McDowell County PSD 01-A Water Reserve	02/23/01				7,993.24			
McDowell County PSD 06-A Water Reserve	07/27/06				13,009.38			
McDowell County PSD 06-B Water Refunding Revenue	07/27/06	0.000 - 0.000	300,000	194,800	720.99	06/46	UNB	S&J
McDowell County PSD 06-B Water Refunding Reserve	07/27/06				8,225.61			
McDowell County PSD 07-A Water Reserve	09/19/07				13,934.10			
McDowell County PSD 08-A Water Reserve	11/10/08				16,477.48			
McDowell County PSD 09-A Water Reserve	08/13/09				9,504.51			
McDowell County PSD 11-A Water Reserve	03/24/11				9,600.70			
McDowell County PSD 11-B Water Reserve	06/23/11				21,371.19			
McDowell County PSD 11-C Water Reserve	11/17/11				10,005.82			
McDowell County PSD 14-A Water Reserve	06/13/14				42,728.39			
McDowell County PSD 15-A Water Reserve	03/09/15				10,729.74			
McDowell County PSD 93 Water Reserve	06/23/93				48,209.33			
McDowell County PSD 95 Water Reserve	09/26/95				27,542.84			
McDowell County PSD 97-A Water Reserve	10/15/97				30,303.21			
McDowell County PSD 99-A Water Reserve	06/21/99				19,838.59			
McDowell County PSD 99-B Water Reserve	08/11/99				47,933.38			
McDowell County PSD 99-C Water Reserve	08/11/99				6,888.44			
McMechen 86 Sewer Revenue	10/20/86	9.750 - 9.750	731,000	320,452	52,323.66	10/26	BNY	S&J
McMechen 86 Sewer Reserve	10/20/86				73,049.01			
McMechen 20-A Water Reserve	07/10/20				0			
Meadow Creek PSD 16-A Sewer Revenue	01/12/16	2.000 - 2.000	619,888	569,211	10,103.08	03/48	UNB	JK
Meadow Creek PSD 16-A Sewer Reserve	01/12/16				9,311.17			
Middlebourne 18-A Water Reserve	07/17/18				24,335.76			
Midland PSD 86-B Sewer Revenue	09/29/86	8.380 - 8.380	263,096	105,324	16,708.25	10/26	BNY	S&J
Midland PSD 86-B Sewer Reserve	09/29/86				23,050.64			

ACCOUNT NAME	ISSUE DATE	INTEREST	ORIGINAL ISSUANCE	6/30/2021 OUTSTANDING	6/30/2021 ACCT BALANCE	LAST DEBT	PAYING AGENT	BOND COUNSEL
Midland PSD 86-C Sewer Revenue	09/29/86	0.000 - 0.000	260,975	40,150	6,489.19	10/26	BNY	S&J
Midland PSD 86-C Sewer Reserve	09/29/86				7,139.92			
Midland PSD 19-A Water Reserve	07/05/19				0			
Midland PSD 19-B Water Reserve	07/05/19				0			
Mill Creek 15-A Water Revenue	11/10/15	1.000 - 1.000	1,292,892	1,133,721	30,137.22	09/55	UNB	S&J
Mill Creek 15-A Water Reserve	11/10/15				25,328.19			
Milton 04-A Sewer Refunding Revenue	12/29/04	0.000 - 0.000	6,351,371	3,902,149	33,283.27	12/44	DEP	JK
Milton 04-A Sewer Refunding Reserve	12/29/04				175,114.79			
Milton 04-B Sewer Refunding Revenue	12/29/04	0.000 - 0.000	1,571,903	965,744	7,543.46	12/44	UNB	JK
Milton 04-B Sewer Refunding Reserve	12/29/04				43,470.50			
Milton 08-A Water Revenue	07/30/08	0.000 - 0.000	2,893,000	1,896,035	6,764.40	06/48	UNB	S&J
Milton 08-A Water Reserve	07/30/08				79,218.45			
Milton 16-A Water Revenue	05/26/16	2.560 - 2.560	2,000,000	1,542,800	12,097.46	06/34	OVB:BH	S&J
Milton 16-A Water Reserve	05/26/16				146,870.31			
Mineral Wells PSD 03-A Sewer Revenue	10/30/03	2.000 - 2.000	415,000	85,069	4,551.34	12/24	DEP	BR
Mineral Wells PSD 03-A Sewer Reserve	10/30/03				25,228.00			
Mineral Wells PSD 10 Sewer Refunding Revenue	01/07/10	4.700 - 4.700	1,041,700	369,370	19,254.34	10/25	BBT Gov/Truist	BR
Mineral Wells PSD 10 Sewer Refunding Reserve	01/07/10				94,383.74			
Mineral Wells PSD 12-A Sewer Reserve	04/13/12				125,420.36			
Mineral Wells PSD 13-A Sewer Reserve	07/17/13				37,979.36			
Mineral Wells PSD 17 Sewer Revenue	03/01/17	3.400 - 3.400	748,345	588,859	10,564.49	07/32	UB -Parkersburg	BR
Mineral Wells PSD 17 Sewer Reserve	03/01/17				24,445.57			
Mineral Wells PSD 85-B Sewer Revenue	12/02/85	0.000 - 0.000	589,625	77,582	14,330.82	10/25	BNY	BR
Mineral Wells PSD 85-B Sewer Reserve	12/02/85				15,517.61			
Mineral Wells PSD 04-A Water Revenue	06/17/04	0.000 - 0.000	3,750,000	2,240,260	25,287.57	06/44	UNB	BR
Mineral Wells PSD 04-A Water Reserve	06/17/04				97,403.85			
Mineral Wells PSD 04-B Water Reserve	06/17/04				33,937.25			

ACCOUNT NAME	ISSUE DATE	INTEREST	ORIGINAL ISSUANCE	6/30/2021 OUTSTANDING	6/30/2021 ACCT BALANCE	LAST DEBT	PAYING AGENT	BOND COUNSEL
Mineral Wells PSD 09-A Water Reserve	10/22/09				35,088.00			
Mineral Wells PSD 13 Water Reserve	06/21/13				7,333.46			
Mineral Wells PSD 97-A Water Reserve	08/14/97				34,658.68			
Mineral Wells PSD 99-A Water Reserve	09/23/99				39,899.58			
Mineral Wells PSD 99-B Water Reserve	09/23/99				59,075.29			
Mingo County PSD 05-A Sewer Revenue	11/09/05	0.000 - 0.000	2,552,180	1,607,542	7,231.49	09/45	UNB	S&J
Mingo County PSD 05-A Sewer Reserve	11/09/05				70,982.45			
Mingo County PSD 00-A Water Reserve	08/28/00				97,825.49			
Mingo County PSD 00-B Water Reserve	08/28/00				88,932.27			
Mingo County PSD 00-C Water Revenue	08/28/00	5.800 - 5.800	2,853,436	2,125,324	79,582.61	10/39	BNY	S&J
Mingo County PSD 00-C Water Reserve	08/28/00				187,506.27			
Mingo County PSD 00-D Water Revenue	08/28/00	5.800 - 5.800	715,000	532,554	19,941.24	10/39	BBT Truist/WDA	S&J
Mingo County PSD 00-D Water Reserve	08/28/00				46,987.02			
Mingo County PSD 00-E Water Revenue	08/28/00	0.000 - 0.000	8,916,818	4,487,918	20,424.33	06/40	UNB	S&J
Mingo County PSD 00-E Water Reserve	08/28/00				236,208.35			
Mingo County PSD 01-A Water Revenue	03/09/01	0.000 - 0.000	837,540	418,758	1,856.98	12/40	UNB	S&J
Mingo County PSD 01-A Water Reserve	03/09/01				21,476.86			
Mingo County PSD 10-A Water Reserve	01/12/10				55,392.35			
Mingo County PSD 11-A Water Reserve	02/10/11				68,459.28			
Mingo County PSD 11-B Water Reserve	02/10/11				7,653.90			
Mingo County PSD 12-A Water Reserve	01/17/12				41,765.45			
Mingo County PSD 12-B Water Reserve	06/18/12				20,456.12			
Mingo County PSD 15-A Water Reserve	03/26/15				24,660.53			
Monongah 98-A Sewer Revenue	10/29/98	0.000 - 0.000	1,982,400	888,218	10,710.77	09/38	UNB	S&J
Monongah 98-A Sewer Reserve	10/29/98				55,458.53			
Monongah 10-A Water Reserve	04/15/10				192,424.36			
Monongah 10-B Water Reserve	04/15/10				7,957.10			

ACCOUNT NAME	ISSUE DATE	INTEREST	ORIGINAL ISSUANCE	6/30/2021 OUTSTANDING	6/30/2021 ACCT BALANCE	LAST DEBT	PAYING AGENT	BOND COUNSEL
Monongah 18 Water Reserve	12/21/18				11,674.60			
Monongalia County Schools 12 Ref Escrow	07/10/12	1.750 - 5.000	42,615,000	28,105,000	1,200.00	05/33	DTC	BR
Monongalia County Schools 19 Ref GO	12/05/19	2.285 - 2.892	34,016,500	30,011,099	301,316.16	05/33	KEYBANK	BRM
Monongalia County Schools 19 Ref Surp Collections	12/05/19				1,641,701.50			
Montgomery 09 Sewer Reserve	09/10/09				16,729.73			
Montgomery 17-A Sewer Revenue	09/07/17	0.250 - 0.250	751,966	696,670	1,967.76	06/57	DEP	G&G
Montgomery 17-A Sewer Reserve	09/07/17				6,317.89			
Montgomery 87-A Sewer Revenue	10/27/87	8.380 - 8.380	1,164,146	467,812	74,302.56	10/26	BNY	JTP
Montgomery 87-A Sewer Reserve	10/27/87				102,378.17			
Montgomery 87-B Sewer Revenue	10/27/87	0.000 - 0.000	285,539	45,085	20,429.34	10/26	BNY	JTP
Montgomery 87-B Sewer Reserve	10/27/87				9,734.01			
Montgomery 93-A Sewer Revenue	01/19/93	7.750 - 7.750	648,387	384,021	32,252.77	10/31	BNY	JTP
Montgomery 93-A Sewer Reserve	01/19/93				53,148.96			
Montgomery 93-B Sewer Revenue	01/19/93	0.000 - 0.000	21,613	6,096	680.98	10/31	BNY	JTP
Montgomery 93-B Sewer Reserve	01/19/93				718.63			
Monumental (Downs) PSD 06-A Water Reserve	07/01/06				37,588.61			
Monumental PSD 21-A Water Reserve	06/25/21				0			
Monumental PSD 21-B Water Revenue	06/25/21	1.000 - 1.000	560,545	52,532	0	06/61	UNB	S&J
Monumental PSD 21-B Water Reserve	06/25/21				0			
Monumental PSD 21-C Water Revenue	06/25/21	2.000 - 2.000	395,580	343,737	0	12/52	UNB	S&J
Monumental PSD 21-C Water Reserve	06/25/21				0			
Moorefield 09-A Sewer Revenue	03/03/09	0.000 - 0.000	511,051	330,148	2,789.24	12/42	UNB	JK
Moorefield 09-A Sewer Reserve	03/03/09				16,281.62			
Moorefield 87-A Sewer Revenue	11/20/87	8.380 - 8.380	156,720	62,976	9,177.18	10/26	BNY	JK
Moorefield 87-A Sewer Reserve	11/20/87				13,783.82			
Moorefield 87-B Sewer Revenue	11/20/87	0.000 - 0.000	38,440	6,069	4,358.05	10/26	BNY	JK
Moorefield 87-B Sewer Reserve	11/20/87				2,393.70			

ACCOUNT NAME	ISSUE DATE	INTEREST	ORIGINAL ISSUANCE	6/30/2021 OUTSTANDING	6/30/2021 ACCT BALANCE	LAST DEBT	PAYING AGENT	BOND COUNSEL
Moorefield 07-A Water Revenue	03/01/07	4.100 - 5.000	3,155,000	2,465,000	72,463.18	03/42	DTC	S&J
Moorefield 07-A Water Reserve	03/01/07				194,370.48			
Moorefield 19-A Water Reserve	07/25/19				0			
Moorefield 19-B Water Reserve	07/25/19				0			
Moorefield 87-A Water Revenue	11/20/87	8.380 - 8.380	443,275	178,132	25,913.76	10/26	BNY	JK
Moorefield 87-A Water Reserve	11/20/87				38,984.39			
Moorefield 87-B Water Revenue	11/20/87	0.000 - 0.000	108,725	17,167	5,204.21	10/26	BNY	JK
Moorefield 87-B Water Reserve	11/20/87				3,035.66			
Moorefield 92-A Water Revenue	05/28/92	7.750 - 7.750	1,451,613	859,750	68,250.95	10/31	BNY	S&J
Moorefield 92-A Water Reserve	05/28/92				118,989.02			
Moorefield 92-B Water Revenue	05/28/92	0.000 - 0.000	48,387	13,648	1,718.28	10/31	BNY	S&J
Moorefield 92-B Water Reserve	05/28/92				1,316.28			
Moorefield/Hardy County 12-A Sewer Revenue	03/26/12	0.000 - 0.000	16,500,000	13,440,384	43,348.91	03/52	DEP	S&J
Moorefield/Hardy County 12-A Sewer Reserve	03/26/12				320,324.53			
Morgantown 21 Parking Revenue	04/30/21	1.790 - 1.790	2,350,918	2,350,918	15,001.83	06/36	CLEAR MTN BK	S&J
Morgantown 21 Parking Reserve	04/30/21				1,500.00			
Morgantown 00-A Water & Sewer Revenue	02/29/00	0.000 - 0.000	7,842,000	1,536,055	32,057.12	03/26	DEP	S&J
Morgantown 00-A Water & Sewer Reserve	02/29/00				0		SB	03/01/2026
Morgantown 00-B Water & Sewer Revenue	02/29/00	0.000 - 0.000	2,488,000	1,211,232	6,620.01	12/39	UNB	S&J
Morgantown 00-B Water & Sewer Reserve	02/29/00				0		SB	12/01/2039
Morgantown 06-A Water & Sewer Revenue	06/30/06	2.000 - 2.000	6,410,191	2,539,408	41,282.09	06/28	DEP	S&J
Morgantown 06-A Water & Sewer Reserve	06/30/06				0		SB	01/01/2027
Morgantown 07-A Water & Sewer Revenue	08/14/07	2.000 - 2.000	8,500,000	3,900,088	53,727.45	06/29	DEP	S&J
Morgantown 07-A Water & Sewer Reserve	08/14/07				0		SB	06/01/2029
Morgantown 10-C Water & Sewer Revenue	01/28/10	2.000 - 2.000	15,380,227	9,397,784	190,221.05	09/32	DEP	S&J
Morgantown 10-C Water & Sewer Reserve	01/28/10				935,046.21			
Morgantown 10-D Water & Sewer Revenue	01/28/10	2.000 - 2.000	9,317,286	5,693,142	121,852.86	09/32	BPH	S&J

ACCOUNT NAME	ISSUE DATE	INTEREST	ORIGINAL ISSUANCE	6/30/2021 OUTSTANDING	6/30/2021 ACCT BALANCE	LAST DEBT	PAYING AGENT	BOND COUNSEL
Morgantown 10-D Water & Sewer Reserve	01/28/10				666,591.45			
Morgantown 10-E Water & Sewer Revenue	01/28/10	2.000 - 2.000	100,000	61,103	1,107.90	09/32	BPH	S&J
Morgantown 10-E Water & Sewer Reserve	01/28/10				6,081.79			
Morgantown 12-A Water & Sewer Revenue	08/24/12	0.500 - 0.500	570,000	439,976	2,035.32	03/44	BPH	S&J
Morgantown 12-A Water & Sewer Reserve	08/24/12				20,475.08			
Morgantown 13-A (Canyon PSD) Water & Sewer Revenue	08/22/13	0.000 - 0.000	4,605,260	3,552,620	32,050.50	06/48	UNB	S&J
Morgantown 13-A (Canyon PSD) Water & Sewer Reserve	08/22/13				137,413.63			
Morgantown 14-B Water & Sewer Revenue	07/23/14	3.160 - 3.160	505,421	367,422	3,003.61	08/34	JPMC:BH	S&J
Morgantown 14-B Water & Sewer Reserve	07/23/14				31,943.81			
Morgantown 15-A Water & Sewer Revenue	03/31/15	7.750 - 7.750	137,568	81,477	6,675.62	10/31	BNY	BR
Morgantown 15-A Water & Sewer Reserve	03/31/15				11,277.12			
Morgantown 15-B Water & Sewer Revenue	03/31/15	0.000 - 0.000	4,586	1,293	128.34	10/31	BNY	BR
Morgantown 15-B Water & Sewer Reserve	03/31/15				123.52			
Morgantown 15-C Water & Sewer Revenue	03/31/15	0.000 - 0.000	8,111,813	4,749,663	22,859.78	09/43	DEP	G&G
Morgantown 15-C Water & Sewer Reserve	03/31/15				222,931.84			
Morgantown 15-D Water & Sewer Revenue	03/31/15	0.000 - 0.000	1,688,394	1,257,991	4,324.21	12/49	DEP	S&J
Morgantown 15-D Water & Sewer Reserve	03/31/15				44,145.74			
Morgantown 15-E Water & Sewer Revenue	06/11/15	0.000 - 0.000	662,300	573,701	1,719.93	06/55	DEP	S&J
Morgantown 15-E Water & Sewer Reserve	06/11/15				13,098.49			
Morgantown 16-A Water & Sewer Revenue	12/01/16	3.000 - 5.000	69,755,000	64,925,000	1,105,955.24	12/46	DTC	S&J
Morgantown 16-B1 Water & Sewer Revenue	12/15/16	0.750 - 0.750	25,000,000	21,381,344	494,065.75	09/46	DEP	S&J
Morgantown 16-B1 Water & Sewer Reserve	12/15/16				0		SB	12/01/2047
Morgantown 17-A Water & Sewer Revenue	12/21/17	2.100 - 3.750	2,695,000	2,535,000	69,236.69	10/47	DTC	S&J
Morgantown 17-A Water & Sewer Reserve	12/21/17				0		SB	10/01/2047
Morgantown 18-A2 Water & Sewer Revenue	07/10/18	1.000 - 1.000	140,715	134,753	417.79	06/58	UNB	S&J
Morgantown 18-A2 Water & Sewer Reserve	07/10/18				912.09			
Morgantown 18-A Water & Sewer Revenue	01/31/18	1.000 - 1.000	394,074	373,153	1,324.96	12/57	UNB	S&J

ACCOUNT NAME	ISSUE DATE	INTEREST	ORIGINAL ISSUANCE	6/30/2021 OUTSTANDING	6/30/2021 ACCT BALANCE	LAST DEBT	PAYING AGENT	BOND COUNSEL
Morgantown 18-A Water & Sewer Reserve	01/31/18				3,179.68			
Morgantown 18-B Water & Sewer Revenue	06/28/18	3.000 - 5.000	44,260,000	42,805,000	507,291.01	12/48	DTC	S&J
Morgantown 18-B Water & Sewer Reserve	06/28/18				0		SB	12/01/2048
Morgantown (RRP) 19-A Water & Sewer Revenue	10/25/01	2.000 - 2.000	1,068,500	64,148	13,303.31	06/22	BPH	S&J
Morgantown (RRP) 19-A Water & Sewer Reserve	10/25/01				64,959.49			
Morgantown (RRP) 19-B Water & Sewer Revenue	08/11/16	0.500 - 0.500	2,546,000	2,268,252	9,031.73	12/47	BPH	S&J
Morgantown (RRP) 19-B Water & Sewer Reserve	08/11/16				96,363.84			
Morgantown 20-A Water & Sewer Refunding Revenue	10/29/20	1.000 - 4.000	31,890,000	31,890,000	627,130.96	12/40	DTC	S&J
Morgantown 20-A Water & Sewer Refunding Reserve	10/29/20				0		SB	12/01/2040
Moundsville 11-A Sewer Revenue	06/09/11	2.000 - 2.000	3,678,601	2,336,400	29,694.70	03/33	DEP	S&J
Moundsville 11-A Sewer Reserve	06/09/11				193,427.32			
Moundsville 21 Sewer Revenue	03/18/21	3.300 - 3.300	470,605	464,516	4,624.46	04/31	WESBK-WHEEL	BR
Moundsville 21 Sewer Reserve	03/18/21				692.28			
Moundsville 87-A Sewer Revenue	11/18/87	8.380 - 8.380	1,846,978	742,211	107,908.27	10/26	BNY	S&J
Moundsville 87-A Sewer Reserve	11/18/87				162,427.26			
Moundsville 87-B Sewer Revenue	11/18/87	0.000 - 0.000	453,022	71,530	12,033.99	10/26	BNY	S&J
Moundsville 87-B Sewer Reserve	11/18/87				12,597.09			
Moundsville 05-A Water Reserve	12/21/05				260,514.04			
Moundsville 05-B Water Revenue	12/21/05	5.200 - 5.200	9,745,000	6,844,884	336,841.19	10/35	BNY	S&J
Moundsville 05-B Water Reserve	12/21/05				668,474.42			
Mountain Top PSD 09-B Water Revenue	01/23/09	0.000 - 0.000	2,673,000	1,926,628	6,446.72	03/49	UNB	S&J
Mountain Top PSD 09-B Water Reserve	01/23/09				73,138.31			
Mt Hope 07-A Water & Sewer Revenue	11/28/07	0.000 - 0.000	646,600	382,548	7,927.23	03/39	DEP	JK
Mt Hope 07-A Water & Sewer Reserve	11/28/07				22,042.12			
Mt Hope 19-A Water & Sewer Revenue	04/24/19	0.000 - 0.000	1,700,000	1,602,509	4,046.09	03/59	DEP	JK
Mt Hope 19-A Water & Sewer Reserve	04/24/19				44,810.44			
Mt Zion PSD 95-A Sewer Reserve	06/21/95				5,432.98			

ACCOUNT NAME	ISSUE DATE	INTEREST	ORIGINAL ISSUANCE	6/30/2021 OUTSTANDING	6/30/2021 ACCT BALANCE	LAST DEBT	PAYING AGENT	BOND COUNSEL
Mt Zion PSD 95-B Sewer Reserve	06/21/95				837.25			
Mt Zion PSD 10-A Water Reserve	04/26/10				1,684.41			
Mt Zion PSD 10-B Water Reserve	04/26/10				2,556.26			
Mt Zion PSD 84 Water Reserve	02/02/84				9,492.48			
Mt Zion PSD 98 Water Reserve	05/20/98				2,208.11			
Mullens 98-B Sewer Revenue	12/17/98	0.000 - 0.000	2,586,300	1,369,212	15,942.64	06/30	UNB	JK
Mullens 98-B Sewer Reserve	12/17/98				158,714.40			
Nettie Leivasy PSD 00 Water Revenue	08/29/00	5.800 - 5.800	386,000	285,424	11,048.94	10/39	BNY	S&J
Nettie Leivasy PSD 00 Water Reserve	08/29/00				25,183.52			
Nettie Leivasy PSD 11-A Water Revenue	03/02/11	0.000 - 0.000	2,000,000	1,545,454	4,734.80	03/51	UNB	S&J
Nettie Leivasy PSD 11-A Water Reserve	03/02/11				47,491.05			
Nettie Leivasy PSD 11-B Water Revenue	03/02/11	0.000 - 0.000	3,073,000	2,176,685	10,748.13	09/42	BPH	S&J
Nettie Leivasy PSD 11-B Water Reserve	03/02/11				93,647.02			
Nettie Leivasy PSD 11-C Water Revenue	09/29/11	0.000 - 0.000	1,000,000	790,848	2,383.22	09/51	UNB	S&J
Nettie Leivasy PSD 11-C Water Reserve	09/29/11				27,415.68			
Nettie Leivasy PSD 20-A Water Reserve	04/17/20				0			
New Creek PSD 87-A Sewer Revenue	08/17/87	8.380 - 8.380	200,757	80,675	12,800.62	10/26	BNY	S&J
New Creek PSD 87-A Sewer Reserve	08/17/87				17,656.46			
New Creek PSD 87-B Sewer Revenue	08/17/87	0.000 - 0.000	49,243	7,776	3,286.51	10/26	BNY	S&J
New Creek PSD 87-B Sewer Reserve	08/17/87				2,347.75			
New Creek Water 04-B Water Revenue	11/18/04	0.000 - 0.000	1,095,000	665,588	4,743.26	09/44	UNB	S&J
New Creek Water 04-B Water Reserve	11/18/04				30,082.89			
New Creek Water 04-C Water Revenue	11/18/04	3.000 - 3.000	286,000	88,230	3,159.47	06/26	UNB	S&J
New Creek Water 04-C Water Reserve	11/18/04				19,070.24			
New Creek Water 21-A Water Revenue	06/18/21	2.000 - 2.000	5,000,000	150,940	0	06/51	UNB	BR
New Creek Water 21-A Water Reserve	06/18/21				0			
New Creek Water 21-B Water Reserve	06/18/21				0			

ACCOUNT NAME	ISSUE DATE	INTEREST	ORIGINAL ISSUANCE	6/30/2021 OUTSTANDING	6/30/2021 ACCT BALANCE	LAST DEBT	PAYING AGENT	BOND COUNSEL
New Cumberland 04-A Water & Sewer Revenue	06/18/04	0.000 - 0.000	238,600	139,816	1,215.09	06/44	UNB	S&J
New Cumberland 04-A Water & Sewer Reserve	06/18/04				6,430.79			
New Cumberland 09-A Water & Sewer Revenue	12/15/09	5.000 - 5.000	764,000	438,367	42,746.10	10/29	BBT Truist/WDA	S&J
New Cumberland 09-A Water & Sewer Reserve	12/15/09				61,681.99			
New Cumberland 21-A Water & Sewer Reserve	03/19/21				0			
New Cumberland 94-A Water & Sewer Revenue	10/27/94	6.750 - 6.750	647,121	404,062	30,077.84	10/33	BNY	S&J
New Cumberland 94-A Water & Sewer Reserve	10/27/94				47,669.09			
New Haven PSD 00-A Water Revenue	03/02/00	0.000 - 0.000	1,241,000	403,299	8,374.70	03/31	BPH	S&J
New Haven PSD 00-A Water Reserve	03/02/00				0		LOC	03/01/2031
New Haven PSD 00-B Water Revenue	03/02/00	0.000 - 0.000	9,004,675	4,329,150	40,239.74	03/40	UNB	S&J
New Haven PSD 00-B Water Reserve	03/02/00				0		LOC	03/01/2040
New Haven PSD 00-C Water Revenue	09/21/00	4.500 - 5.875	1,605,000	1,175,000	35,810.03	06/40	BNY	S&J
New Haven PSD 00-C Water Reserve	09/21/00				0		LOC	06/01/2040
New Haven PSD 00-D Water Revenue	09/21/00	0.000 - 0.000	767,354	255,760	5,157.90	06/31	BPH	S&J
New Haven PSD 00-D Water Reserve	09/21/00				0		LOC	06/01/2031
New Haven PSD 01-A Water Revenue	03/29/01	0.000 - 0.000	995,325	504,020	4,472.50	03/41	UNB	S&J
New Haven PSD 01-A Water Reserve	03/29/01				0		LOC	03/01/2041
New Haven PSD 01-B Water Revenue	03/29/01	0.000 - 0.000	732,646	262,515	4,911.22	03/32	BPH	S&J
New Haven PSD 01-B Water Reserve	03/29/01				0		LOC	03/01/2032
New Haven PSD 09-A Water Revenue	01/16/09	0.000 - 0.000	802,000	561,880	3,563.18	12/48	UNB	S&J
New Haven PSD 09-A Water Reserve	01/16/09				0		LOC	12/01/2048
New Haven PSD 09-B Water Revenue	08/12/09	0.000 - 0.000	651,806	466,334	3,235.05	12/47	UNB	S&J
New Haven PSD 09-B Water Reserve	08/12/09				0		LOC	06/01/2049
New Haven 10-B Sewer Refunding Revenue	12/16/10	0.000 - 0.000	3,277,500	2,266,919	10,888.51	03/42	DEP	S&J
New Haven 10-B Sewer Refunding Reserve	12/16/10				106,907.68			
New Haven 03-A & B Water Reserve	09/05/03				33,772.02			
New Haven 15-A Water Revenue	08/27/15	0.500 - 0.500	337,415	281,958	1,552.61	03/46	BPH	S&J

ACCOUNT NAME	ISSUE DATE	INTEREST	ORIGINAL ISSUANCE	6/30/2021 OUTSTANDING	6/30/2021 ACCT BALANCE	LAST DEBT	PAYING AGENT	BOND COUNSEL
New Haven 15-A Water Reserve	08/27/15				6,643.39			
New Haven 18-A Water Revenue	06/27/18	0.500 - 0.500	5,456,585	5,142,711	21,686.03	03/50	BPH	S&J
New Haven 18-A Water Reserve	06/27/18				26,187.22			
New Martinsville 97-B Water & Sewer Revenue	03/13/97	0.000 - 0.000	6,720,000	2,785,263	46,007.14	03/37	UNB	JK
New Martinsville 97-B Water & Sewer Reserve	03/13/97				183,848.98			
New Martinsville 97-C Water & Sewer Revenue	03/13/97	1.000 - 1.000	420,000	371,535	4,306.51	03/37	UNB	JK
New Martinsville 97-C Water & Sewer Reserve	03/13/97				25,527.52			
Newburg 02 Sewer Reserve	05/03/02				6,060.88			
Newburg 08-A Water Revenue	08/05/08	0.000 - 0.000	522,000	368,460	1,249.83	06/48	UNB	S&J
Newburg 08-A Water Reserve	08/05/08				13,795.68			
Newburg 10-A Water Reserve	07/19/10				17,197.49			
Nitro 00-A Sewer Revenue	06/28/00	0.000 - 0.000	2,050,000	700,403	6,875.22	09/31	DEP	VLF
Nitro 00-A Sewer Reserve	06/28/00				71,758.80			
Nitro 01-A Sewer Revenue	06/05/01	0.000 - 0.000	543,800	190,304	1,949.45	12/31	DEP	VLF
Nitro 01-A Sewer Reserve	06/05/01				19,037.08			
Nitro 09-A Sewer Revenue	11/12/09	0.000 - 0.000	1,910,778	955,378	9,729.53	06/31	DEP	VLF
Nitro 09-A Sewer Reserve	11/12/09				96,271.86			
Nitro 15-A Sewer Revenue	12/03/15	0.500 - 0.500	679,519	570,222	3,104.98	12/39	DEP	JK
Nitro 15-A Sewer Reserve	12/03/15				13,052.88			
Nitro 16-A Sewer Revenue	12/01/16	0.500 - 0.500	2,350,000	1,972,013	10,728.31	12/39	DEP	JK
Nitro 16-A Sewer Reserve	12/01/16				43,584.63			
Nitro 17-A Sewer Revenue	08/29/17	0.500 - 0.500	2,484,559	2,130,242	11,462.28	12/39	DEP	JK
Nitro 17-A Sewer Reserve	08/29/17				40,784.24			
Nitro 18-A Sewer Revenue	10/24/18	0.500 - 0.500	2,757,922	2,472,505	12,795.76	12/39	DEP	JK
Nitro 18-A Sewer Reserve	10/24/18				32,850.71			
North Beckley PSD 03-A Sewer Revenue	09/29/03	0.000 - 0.000	5,307,741	2,476,936	39,926.11	06/35	DEP	BR
North Beckley PSD 03-A Sewer Reserve	09/29/03				187,619.19			

ACCOUNT NAME	ISSUE DATE	INTEREST	ORIGINAL ISSUANCE	6/30/2021 OUTSTANDING	6/30/2021 ACCT BALANCE	LAST DEBT	PAYING AGENT	BOND COUNSEL
North Beckley PSD 09-A Sewer Revenue	10/29/09	0.000 - 0.000	4,544,324	2,991,654	29,642.36	03/41	DEP	S&J
North Beckley PSD 09-A Sewer Reserve	10/29/09				160,593.74			
North Beckley PSD 15-B Sewer Revenue	06/18/15	1.000 - 1.000	2,354,862	2,170,503	14,504.39	06/55	UNB	STB
North Beckley PSD 15-B Sewer Reserve	06/18/15				77,442.49			
North Beckley PSD 20-A Sewer Revenue	04/30/20	2.750 - 2.750	1,075,000	345,436	2.09	03/40	DEP	WLO
North Beckley PSD 20-A Sewer Reserve	04/30/20				0			
North Hills 04 Sewer Reserve	02/19/04				70,340.09			
Northern Jackson County PSD 10-A Sewer Revenue	09/01/10	1.000 - 1.000	550,000	438,815	1,604.73	09/50	UNB	G&G
Northern Jackson County PSD 10-A Sewer Reserve	09/01/10				16,356.45			
Northern Jackson County PSD 05-A Water Revenue	06/23/05	0.000 - 0.000	2,035,472	1,268,866	9,615.37	06/45	UNB	G&G
Northern Jackson County PSD 05-A Water Reserve	06/23/05				55,806.69			
Northern Jackson County PSD 12-A Water Revenue	07/24/12	0.000 - 0.000	1,910,000	1,547,964	4,638.06	06/52	UNB	G&G
Northern Jackson County PSD 12-A Water Reserve	07/24/12				37,918.96			
Northern Jackson County PSD 20 Water Ref Revenue	12/17/20	2.290 - 2.290	1,415,391	1,374,220	9,310.25	12/35	BBT Gov/Truist	JK
Northern Jackson County PSD 20 Water Ref Reserve	12/17/20				111,476.38			
Northern Wayne County PSD 01-A Sewer Design Revenue	01/30/01	0.000 - 0.000	497,857	178,384	9,261.77	03/32	DEP	S&J
Northern Wayne County PSD 01-A Sewer Design Reserve	01/30/01				17,530.56			
Northern Wayne County PSD 05-A Sewer Revenue	10/04/05	0.000 - 0.000	4,536,000	2,343,600	35,410.20	12/36	DEP	S&J
Northern Wayne County PSD 05-A Sewer Reserve	10/04/05				159,679.17			
Northern Wayne County PSD 16-A Sewer Refunding Revenue	05/05/16	2.470 - 2.470	1,067,000	689,272	16,728.45	03/29	BBT Gov/Truist	S&J
Northern Wayne County PSD 16-A Sewer Refunding Reserve	05/05/16				97,825.18			
Northern Wayne County PSD 89-A Sewer Revenue	03/16/89	8.400 - 8.400	2,354,914	1,270,084	121,759.85	10/29	BNY	JK
Northern Wayne County PSD 89-A Sewer Reserve	03/16/89				206,733.12			
Northern Wayne County PSD 89-C Sewer Revenue	03/16/89	0.000 - 0.000	349,086	80,558	8,404.08	10/29	BNY	JK
Northern Wayne County PSD 89-C Sewer Reserve	03/16/89				9,454.09			
Norton-Harding-Jimtown PSD 06-A Sewer Revenue	10/12/06	0.000 - 0.000	333,000	216,954	797.54	09/46	UNB	S&J
Norton-Harding-Jimtown PSD 06-A Sewer Reserve	10/12/06				9,006.99			

ACCOUNT NAME	ISSUE DATE	INTEREST	ORIGINAL ISSUANCE	6/30/2021 OUTSTANDING	6/30/2021 ACCT BALANCE	LAST DEBT	PAYING AGENT	BOND COUNSEL
Norton-Harding-Jimtown PSD 13-A Sewer Revenue	05/06/13	2.000 - 2.000	1,000,000	831,024	5,734.87	12/44	UNB	S&J
Norton-Harding-Jimtown PSD 13-A Sewer Reserve	05/06/13				44,414.84			
Norton-Harding-Jimtown PSD 04-B Water Revenue	11/30/04	5.500 - 5.500	105,336	41,461	6,020.53	10/26	BBT Truist/WDA	S&J
Norton-Harding-Jimtown PSD 04-B Water Reserve	11/30/04				8,302.03			
Norton-Harding-Jimtown PSD 04-C Water Revenue	11/30/04	6.000 - 6.000	798,427	670,313	25,634.32	10/44	BBT Truist/WDA	S&J
Norton-Harding-Jimtown PSD 04-C Water Reserve	11/30/04				53,417.44			
Norton-Harding-Jimtown PSD 07-A Water Reserve	09/26/07				34,299.64			
Norton-Harding-Jimtown PSD 99-A Water Revenue	02/23/99	0.000 - 0.000	1,380,000	623,210	6,427.97	12/38	UNB	S&J
Norton-Harding-Jimtown PSD 99-A Water Reserve	02/23/99				36,683.65			
Nutter Fort 02 Sewer Revenue	06/04/02	0.000 - 0.000	1,053,812	305,602	5,382.55	09/28	DEP	S&J
Nutter Fort 02 Sewer Reserve	06/04/02				53,914.56			
Nutter Fort 03 Sewer Revenue	07/30/03	0.000 - 0.000	328,000	98,400	5,682.83	12/28	UNB	S&J
Nutter Fort 03 Sewer Reserve	07/30/03				16,483.05			
Nutter Fort 20-A Sewer Revenue	02/27/20	0.250 - 0.250	3,676,500	3,419,471	0	12/59	DEP	S&J
Nutter Fort 20-A Sewer Reserve	02/27/20				0			
Nutter Fort 09-A Water Revenue	02/17/09	0.000 - 0.000	1,815,000	1,296,416	4,359.10	12/48	UNB	S&J
Nutter Fort 09-A Water Reserve	02/17/09				49,747.36			
Oak Hill 17-A2 Sewer Revenue	09/21/17	0.250 - 0.250	208,000	88,354	1,185.67	09/57	DEP	BR
Oak Hill 17-A2 Sewer Reserve	09/21/17				915.7			
Oak Hill 17-A1 Sewer Revenue	09/21/17	0.250 - 0.250	13,792,000	13,215,842	35,398.58	09/57	DEP	BR
Oak Hill 17-A1 Sewer Reserve	09/21/17				63,505.01			
Oak Hill 17-B Sewer Revenue	09/21/17	1.000 - 1.000	8,365,211	7,848,399	26,303.87	09/57	UNB	BR
Oak Hill 17-B Sewer Reserve	09/21/17				42,218.03			
Oak Hill 17-C Sewer Revenue	09/20/17	2.000 - 2.000	512,000	44,274	11,652.34	10/21	BBT Gov/Truist	BR
Oak Hill 17-C Sewer Reserve	09/20/17				50,892.16			
Oak Hill 88-A Sewer Revenue	08/25/88	9.000 - 9.000	1,764,285	910,448	109,915.04	10/28	BNY	S&J
Oak Hill 88-A Sewer Reserve	08/25/88				164,521.86			

ACCOUNT NAME	ISSUE DATE	INTEREST	ORIGINAL ISSUANCE	6/30/2021 OUTSTANDING	6/30/2021 ACCT BALANCE	LAST DEBT	PAYING AGENT	BOND COUNSEL
Oak Hill 88-B Sewer Revenue	08/25/88	0.000 - 0.000	441,071	90,461	14,572.94	10/28	BNY	S&J
Oak Hill 88-B Sewer Reserve	08/25/88				20,473.64			
Oak Hill 91-A Sewer Revenue	03/28/91	8.100 - 8.100	1,817,920	966,130	93,270.91	10/29	BNY	S&J
Oak Hill 91-A Sewer Reserve	03/28/91				155,320.46			
Oak Hill 91-B Sewer Revenue	03/28/91	0.000 - 0.000	82,080	19,440	2,326.94	10/29	BNY	S&J
Oak Hill 91-B Sewer Reserve	03/28/91				3,909.32			
Oakland PSD 12-A Water Revenue	05/24/12	0.000 - 0.000	3,014,455	2,285,946	10,715.99	03/44	BPH	S&J
Oakland PSD 12-A Water Reserve	05/24/12				76,303.51			
Oakland PSD 95 Water Revenue	06/28/95	6.750 - 6.750	579,740	361,990	26,456.85	10/33	BNY	G&G
Oakland PSD 95 Water Reserve	06/28/95				42,706.11			
Oakvale Road PSD 02-A Water Revenue	06/04/02	0.000 - 0.000	558,620	293,275	2,397.09	06/42	UNB	S&J
Oakvale Road PSD 02-A Water Reserve	06/04/02				0		LOC	06/01/2042
Oakvale Road PSD 11-A Water Revenue	09/08/11	0.000 - 0.000	3,400,000	2,706,561	15,419.48	09/51	UNB	S&J
Oakvale Road PSD 11-A Water Reserve	09/08/11				0		LOC	09/01/2051
Oakvale Road PSD 17-A Water Revenue	06/27/17	0.000 - 0.000	2,038,206	1,915,632	8,973.83	06/57	UNB	S&J
Oakvale Road PSD 17-A Water Reserve	06/27/17				13,958.27			
Oakvale Road PSD 96 Water Revenue	12/04/96	3.000 - 3.000	12,700,000	6,808,207	102,875.64	12/36	UNB	S&J
Oakvale Road PSD 96 Water Reserve	12/04/96				0		LOC	12/01/2036
Oakvale Road PSD 99-A Water Revenue	04/23/99	3.000 - 3.000	1,268,489	756,206	12,090.55	03/39	UNB	S&J
Oakvale Road PSD 99-A Water Reserve	04/23/99				0		LOC	03/01/2039
Oakvale Road PSD 99-B Water Revenue	11/04/99	3.000 - 3.000	731,511	442,392	10,474.76	09/39	UNB	S&J
Oakvale Road PSD 99-B Water Reserve	11/04/99				0		LOC	09/01/2039
Oceana 00-A Sewer Revenue	06/16/00	0.000 - 0.000	5,364,000	1,922,100	17,604.96	03/32	DEP	S&J
Oceana 00-A Sewer Reserve (R)*	06/16/00				188,056.73			
Oceana 00-B Sewer Revenue	06/21/00	0.000 - 0.000	7,273,500	3,612,964	17,430.99	06/40	UNB	S&J
Oceana 00-B Sewer Reserve (R)*	06/16/00				200,010.23			
Oceana 18-A Sewer Revenue	08/17/18	0.500 - 0.500	6,420,299	6,407,967	6,325.28	06/48	DEP	S&J

ACCOUNT NAME	ISSUE DATE	INTEREST	ORIGINAL ISSUANCE	6/30/2021 OUTSTANDING	6/30/2021 ACCT BALANCE	LAST DEBT	PAYING AGENT	BOND COUNSEL
Oceana 18-A Sewer Reserve	08/17/18				4,044.10			
Oceana 92-A Sewer Revenue	11/18/92	7.750 - 7.750	952,364	564,059	38,266.56	10/31	BNY	G&G
Oceana 92-A Sewer Reserve (R)*	11/18/92				78,065.38			
Oceana 92-B Sewer Revenue	11/18/92	0.000 - 0.000	31,746	8,954	633.7	10/31	BNY	G&G
Oceana 92-B Sewer Reserve (R)*	11/18/92				857.09			
Oceana 17-A Water Revenue	12/06/17	0.750 - 0.750	300,000	259,661	2,516.40	03/48	BPH	S&J
Oceana 17-A Water Reserve	12/06/17				3,778.35			
Oceana 18-A Water Revenue	09/26/18	0.750 - 0.750	450,000	423,044	1,565.22	06/49	BPH	S&J
Oceana 18-A Water Reserve	09/26/18				3,506.13			
Oceana 21-A Water Revenue	03/30/21	0.750 - 0.750	2,250,000	654,722	0	09/52	BPH	S&J
Oceana 21-A Water Reserve	03/30/21				0			
Oceana 96 Water Refunding Revenue	09/20/96	6.250 - 6.250	2,172,800	1,434,867	89,955.89	10/35	BNY	G&G
Oceana 96 Water Refunding Reserve	09/20/96				150,178.04			
Ohio County Develop 11-A Water Revenue	02/28/11	3.000 - 3.000	1,600,000	815,789	110,733.76	12/30	UNB	JK
Ohio County Develop 11-A Water Reserve	02/28/11				95,978.48			
Ohio County PSD 13-A Sewer Revenue	05/16/13	2.000 - 2.000	1,605,000	1,114,430	14,566.38	06/34	DEP	S&J
Ohio County PSD 13-A Sewer Reserve	05/16/13				71,510.43			
Ohio County PSD 86-A Sewer Revenue	05/16/86	9.750 - 9.750	100,320	38,334	6,794.45	10/25	BNY	S&J
Ohio County PSD 86-A Sewer Reserve	05/16/86				10,050.26			
Ohio County PSD 86-B Sewer Revenue	05/16/86	0.000 - 0.000	49,961	6,405	3,255.28	10/25	BNY	S&J
Ohio County PSD 86-B Sewer Reserve	05/16/86				3,009.86			
Ohio County PSD 88-A Sewer Revenue	09/30/88	9.000 - 9.000	694,925	358,613	43,295.79	10/28	BNY	S&J
Ohio County PSD 88-A Sewer Reserve	09/30/88				64,805.85			
Ohio County PSD 88-B Sewer Revenue	09/30/88	0.000 - 0.000	173,731	35,626	9,871.18	10/28	BNY	S&J
Ohio County PSD 88-B Sewer Reserve	09/30/88				5,476.63			
Ohio County PSD 89-A Sewer Revenue	04/03/89	8.400 - 8.400	1,013,841	546,798	48,149.61	04/29	BNY	S&J
Ohio County PSD 89-A Sewer Reserve	04/03/89				89,003.21			

ACCOUNT NAME	ISSUE DATE	INTEREST	ORIGINAL ISSUANCE	6/30/2021 OUTSTANDING	6/30/2021 ACCT BALANCE	LAST DEBT	PAYING AGENT	BOND COUNSEL
Ohio County PSD 89-B Sewer Revenue	04/03/89	0.000 - 0.000	150,288	34,682	5,700.76	04/29	BNY	S&J
Ohio County PSD 89-B Sewer Reserve	04/03/89				4,740.29			
Ohio County PSD 97-A Sewer Revenue	10/15/97	0.000 - 0.000	1,081,000	443,487	5,171.05	06/37	UNB	S&J
Ohio County PSD 97-A Sewer Reserve	10/15/97				37,661.98			
Ohio County Schools 19 GO	05/09/19	2.000 - 4.000	42,200,000	38,105,000	108,671.60	06/34	DTC	D&S
Ohio County Schools 19 GO Sur Col	05/09/19				752,484.26			
Paden City 11-A Sewer Reserve	02/03/11				89,557.62			
Paden City 17-A Sewer Reserve	02/21/17				54,535.66			
Paden City 17-B Sewer Reserve	02/21/17				9,823.06			
Paden City 87-A Sewer Revenue	04/28/87	8.380 - 8.380	536,426	215,564	34,794.77	10/26	BNY	S&J
Paden City 87-A Sewer Reserve	04/28/87				47,175.20			
Paden City 87-B Sewer Revenue	04/28/87	0.000 - 0.000	131,574	20,776	4,834.72	10/26	BNY	S&J
Paden City 87-B Sewer Reserve	04/28/87				4,366.56			
Paden City 01-A Water Reserve	04/26/01				107,796.58			
Paden City 21-A Water Reserve	05/06/21				0			
Page-Kincaid PSD 09-A Sewer Reserve	06/11/09				30,303.55			
Page-Kincaid PSD 09-B Sewer Revenue	06/11/09	0.000 - 0.000	470,000	341,816	1,045.65	06/49	UNB	S&J
Page-Kincaid PSD 09-B Sewer Reserve	06/11/09				12,208.67			
Page-Kincaid PSD 13-A Sewer Reserve	06/13/13				8,840.41			
Page-Kincaid PSD 88-A Sewer Revenue	07/01/88	9.000 - 9.000	112,000	57,796	6,913.08	10/28	BNY	S&J
Page-Kincaid PSD 88-A Sewer Reserve	07/01/88				10,444.64			
Page-Kincaid PSD 88-B Sewer Revenue	07/01/88	0.000 - 0.000	28,000	5,742	918.94	10/28	BNY	S&J
Page-Kincaid PSD 88-B Sewer Reserve	07/01/88				1,285.62			
Page-Kincaid PSD 15-A Water Revenue	01/29/15	0.500 - 0.500	600,000	501,388	3,261.86	03/46	BPH	S&J
Page-Kincaid PSD 15-A Water Reserve	01/29/15				11,813.21			
Page-Kincaid PSD 93 Water Reserve	04/22/93				5,664.88			
Page-Kincaid PSD 98 Water Reserve	11/13/98				14,257.71			

ACCOUNT NAME	ISSUE DATE	INTEREST	ORIGINAL ISSUANCE	6/30/2021 OUTSTANDING	6/30/2021 ACCT BALANCE	LAST DEBT	PAYING AGENT	BOND COUNSEL
Parkersburg 03-A Water & Sewer Revenue	03/04/03	3.000 - 3.000	4,000,000	762,398	22,995.28	06/24	UNB	S&J
Parkersburg 03-A Water & Sewer Reserve	03/04/03				266,722.26			
Parkersburg 03-B Water & Sewer Revenue	03/04/03	5.000 - 5.000	3,250,000	698,386	179,900.63	10/23	BNY	S&J
Parkersburg 03-B Water & Sewer Reserve	03/04/03				256,484.15			
Parkersburg 03-D Water & Sewer Revenue	08/04/03	3.000 - 3.000	926,000	190,501	5,328.08	09/24	UNB	S&J
Parkersburg 03-D Water & Sewer Reserve	08/04/03				61,746.28			
Parkersburg 03-E Water & Sewer Revenue	08/04/03	2.000 - 2.000	4,326,705	886,924	24,620.72	12/24	DEP	S&J
Parkersburg 03-E Water & Sewer Reserve	08/04/03				263,043.02			
Parkersburg 06-D Water & Sewer Refunding Revenue	12/14/06	0.000 - 0.000	9,000,000	5,025,000	27,730.02	03/38	DEP	S&J
Parkersburg 06-D Water & Sewer Refunding Reserve	12/14/06				313,591.59			
Parkersburg 06-E Water & Sewer Revenue	12/14/06	0.000 - 0.000	4,175,342	2,316,964	13,697.21	06/37	DEP	S&J
Parkersburg 06-E Water & Sewer Reserve	12/14/06				154,270.67			
Parkersburg 11-A Water & Sewer Revenue	03/16/11	2.000 - 2.000	5,800,000	3,614,047	32,998.46	12/32	BPH	S&J
Parkersburg 11-A Water & Sewer Reserve	03/16/11				315,152.63			
Parkersburg 12-A Water & Sewer Revenue	05/23/12	0.000 - 0.000	5,731,700	3,510,667	25,945.20	09/33	DEP	S&J
Parkersburg 12-A Water & Sewer Reserve	05/23/12				232,756.68			
Parkersburg 14-B Water & Sewer Revenue	08/27/14	1.000 - 1.000	12,676,820	10,190,701	60,273.33	03/37	UNB	S&J
Parkersburg 14-B Water & Sewer Reserve	08/27/14				310,027.40			
Parkersburg 15-A Water & Sewer Refunding Revenue	08/31/15	2.000 - 4.000	17,905,000	9,645,000	1,839,750.74	08/25	DTC	S&J
Parkersburg 15-A Water & Sewer Refunding Reserve	08/31/15				0		SB	08/01/2025
Parsons 06-A Water & Sewer Revenue	08/22/06	0.000 - 0.000	454,300	293,095	2,286.92	06/46	UNB	S&J
Parsons 06-A Water & Sewer Reserve	08/22/06				11,767.75			
Parsons 07-A Water & Sewer Revenue	04/24/07	0.000 - 0.000	1,109,250	402,085	9,675.91	09/28	UNB	S&J
Parsons 07-A Water & Sewer Reserve	04/24/07				57,661.54			
Parsons 10-A Water & Sewer Revenue	05/04/10	0.000 - 0.000	1,150,000	853,200	2,804.21	03/50	UNB	S&J
Parsons 10-A Water & Sewer Reserve	05/04/10				31,366.22			
Parsons 89-A Water & Sewer Revenue	11/22/89	8.400 - 8.400	269,103	145,136	14,197.35	10/29	BNY	S&J

ACCOUNT NAME	ISSUE DATE	INTEREST	ORIGINAL ISSUANCE	6/30/2021 OUTSTANDING	6/30/2021 ACCT BALANCE	LAST DEBT	PAYING AGENT	BOND COUNSEL
Parsons 89-A Water & Sewer Reserve	11/22/89				23,624.20			
Parsons 89-B Water & Sewer Revenue	11/22/89	0.000 - 0.000	39,891	9,206	2,145.48	10/29	BNY	S&J
Parsons 89-B Water & Sewer Reserve	11/22/89				1,686.87			
Parsons 96 Water & Sewer Revenue	05/08/96	6.250 - 6.250	457,500	301,580	17,558.44	10/35	BNY	S&J
Parsons 96 Water & Sewer Reserve	05/08/96				31,564.37			
Paw Paw Rt 19 PSD 08-A Water Reserve	06/09/08				43,083.36			
Paw Paw Rt 19 PSD 17-A Water Reserve	05/11/17				4,453.28			
Paw Paw 12-A Sewer Revenue	08/24/12	0.000 - 0.000	487,777	390,367	1,183.90	09/51	UNB	S&J
Paw Paw 12-A Sewer Reserve	08/24/12				13,656.84			
Pax 20-A Sewer Reserve	02/07/20				0			
Pea Ridge PSD 03-A Sewer Revenue	08/19/03	0.000 - 0.000	12,429,500	5,696,845	54,685.91	03/35	DEP	S&J
Pea Ridge PSD 03-A Sewer Reserve	08/19/03				437,485.00			
Pea Ridge PSD 03-B Sewer Revenue	08/19/03	5.000 - 5.000	100,000	21,974	5,720.70	10/23	BNY	S&J
Pea Ridge PSD 03-B Sewer Reserve (R)*	08/19/03				8,070.41			
Pea Ridge PSD 07-A Sewer Revenue	08/28/07	0.000 - 0.000	1,043,821	600,172	3,458.27	09/38	DEP	S&J
Pea Ridge PSD 07-A Sewer Reserve	08/28/07				36,219.86			
Pea Ridge PSD 14-A Sewer Revenue	10/08/14	0.500 - 0.500	8,156,112	7,296,346	41,290.56	09/37	DEP	S&J
Pea Ridge PSD 14-A Sewer Reserve	10/22/14				377,703.02			
Pea Ridge PSD 17-A Sewer Revenue	10/17/17	2.000 - 2.000	2,500,000	2,310,456	13,299.47	12/49	UNB	S&J
Pea Ridge PSD 17-A Sewer Reserve	10/17/17				17,599.40			
Pendleton County PSD 09-A Water Reserve	10/26/09				13,452.02			
Pendleton County PSD 17-A Water Reserve	08/03/17				3,826.11			
Pennsboro 12-A Sewer Revenue	12/11/12	0.000 - 0.000	443,618	365,318	1,059.69	12/52	DEP	S&J
Pennsboro 12-A Sewer Reserve	12/11/12				7,652.01			
Pennsboro 17-A Sewer Revenue	05/03/17	0.250 - 0.250	2,585,090	2,360,878	6,251.66	09/56	DEP	S&J
Pennsboro 17-A Sewer Reserve	05/03/17				18,480.00			
Pennsboro 93 Sewer Reserve	04/12/93				22,108.42			

ACCOUNT NAME	ISSUE DATE	INTEREST	ORIGINAL ISSUANCE	6/30/2021 OUTSTANDING	6/30/2021 ACCT BALANCE	LAST DEBT	PAYING AGENT	BOND COUNSEL
Pennsboro 99 Water Reserve	05/05/99				25,903.99			
Petersburg 03-A Sewer Revenue	07/15/03	0.000 - 0.000	4,415,311	2,416,473	28,570.11	09/41	DEP	S&J
Petersburg 03-A Sewer Reserve	07/15/03				125,926.36			
Petersburg 16-A Sewer Revenue	09/21/16	1.000 - 1.000	710,000	670,801	2,008.79	09/56	UNB	S&J
Petersburg 16-A Sewer Reserve	09/21/16				5,883.67			
Petersburg 16-B Sewer Reserve	09/21/16				16,331.87			
Petersburg 87-A Sewer Revenue	04/23/87	8.380 - 8.380	650,306	261,326	33,322.03	10/26	BNY	S&J
Petersburg 87-A Sewer Reserve	04/23/87				57,189.44			
Petersburg 87-B Sewer Revenue	04/23/87	0.000 - 0.000	159,506	25,186	3,294.55	10/26	BNY	S&J
Petersburg 87-B Sewer Reserve	04/23/87				4,425.83			
Petersburg 09-A Water Revenue	04/16/09	2.000 - 2.000	2,700,000	1,416,828	19,021.83	12/30	BPH	S&J
Petersburg 09-A Water Reserve	04/16/09				164,147.03			
Petersburg 09-C Water Revenue	04/16/09	0.000 - 0.000	2,500,000	1,624,975	6,974.40	12/40	BPH	S&J
Petersburg 09-C Water Reserve	08/13/09				83,470.12			
Petersburg 96 Water Revenue	08/29/96	6.250 - 6.250	492,590	324,711	15,722.40	10/35	BNY	S&J
Petersburg 96 Water Reserve	08/29/96				33,985.21			
Philippi 02 Sewer Revenue	11/12/02	0.000 - 0.000	1,162,700	484,450	30,168.59	12/33	DEP	S&J
Philippi 02 Sewer Reserve	11/12/02				41,300.78			
Philippi 13-A Sewer Refunding Revenue	06/27/13	0.000 - 0.000	4,074,770	3,386,810	10,778.34	06/53	DEP	S&J
Philippi 13-A Sewer Refunding Reserve	06/27/13				71,989.80			
Philippi 09-B Water Reserve	04/16/09				125,416.86			
Philippi 11-A Water Reserve	06/09/11				196,286.46			
Philippi 11-B Water Revenue	06/09/11	0.000 - 0.000	2,074,000	1,520,912	6,386.91	06/43	UNB	S&J
Philippi 11-B Water Reserve	06/09/11				69,138.73			
Philippi 11-C Water Revenue	06/09/11	0.000 - 0.000	1,946,000	1,536,304	4,737.08	06/51	UNB	S&J
Philippi 11-C Water Reserve	06/09/11				51,214.02			
Philippi 18-A Water Reserve	05/09/18				7,083.95			

ACCOUNT NAME	ISSUE DATE	INTEREST	ORIGINAL ISSUANCE	6/30/2021 OUTSTANDING	6/30/2021 ACCT BALANCE	LAST DEBT	PAYING AGENT	BOND COUNSEL
Piedmont 17-A Sewer Revenue	05/03/17	1.000 - 1.000	1,036,000	969,322	4,362.33	03/57	UNB	S&J
Piedmont 17-A Sewer Reserve	05/03/17				10,072.31			
Piedmont 01-A Water Reserve	03/15/01				49,708.00			
Piedmont 01-B Water Reserve	03/15/01				18,317.11			
Pine Grove 93 Sewer Reserve	04/01/93				3,307.58			
Pineville 08-A Water Reserve	09/15/08				73,532.39			
Pleasant Hill PSD 04 Water Reserve	01/01/04				8,124.53			
Pleasant Hill PSD 12-A Water Reserve	06/28/12				9,550.16			
Pleasant Hill PSD 16-A Water Reserve	03/11/16				5,576.28			
Pleasant Hill PSD 89 Water Reserve	10/02/89				13,909.64			
Pleasant Hill PSD 94 Water Reserve	09/09/94				7,668.55			
Pleasant Valley PSD 95 Water Revenue	12/07/95	6.750 - 6.750	476,000	297,533	17,666.13	10/33	BNY	S&J
Pleasant Valley PSD 95 Water Reserve	12/07/95				35,101.21			
Pleasants County Devel Auth 10-A Water Lease Revenue	06/11/10	0.000 - 0.000	3,000,000	1,250,000	18,703.82	09/27	UNB	JK
Pleasants County Devel Auth 10-A Water Lease Reserve	06/11/10				211,231.65			
Pleasants County Devel Auth 10-B Water Lease Revenue	06/11/10	4.000 - 4.000	100,000	53,983	6,026.68	10/27	BBT Truist/WDA	JK
Pleasants County Devel Auth 10-B Water Lease Reserve	06/11/10				9,505.20			
Pleasants County Devel Auth 10-C Water Lease Revenue	08/19/10	4.000 - 4.000	900,000	485,848	55,329.28	10/27	BBT Truist/WDA	JK
Pleasants County Devel Auth 10-C Water Lease Reserve	08/19/10				80,957.42			
Pleasants County PSD 10-A Water Reserve	06/11/10				17,982.11			
Pleasants County Schools 21 Ref GO	03/24/21	0.400 - 3.000	7,015,000	6,810,000	85,228.55	05/26	DTC	D&S
Pleasants County Schools 21 Ref GO Sur Col	03/24/21				218,725.98			
Pocahontas County PSD 08-A Sewer Revenue	12/30/08	0.000 - 0.000	2,022,009	1,284,813	5,932.74	09/41	UNB	S&J
Pocahontas County PSD 08-A Sewer Reserve	12/30/08				67,667.57			
Pocahontas County PSD 15-A Sewer Revenue	04/29/15	0.000 - 0.000	11,000,000	9,647,855	29,327.37	03/55	DEP	S&J
Pocahontas County PSD 15-A Sewer Reserve	04/29/15				114,487.58			
Pocahontas County PSD 15-B Sewer Revenue	04/29/15	1.000 - 1.000	16,089,990	14,689,729	52,354.01	03/55	UNB	S&J

ACCOUNT NAME	ISSUE DATE	INTEREST	ORIGINAL ISSUANCE	6/30/2021 OUTSTANDING	6/30/2021 ACCT BALANCE	LAST DEBT	PAYING AGENT	BOND COUNSEL
Pocahontas County PSD 15-B Sewer Reserve	04/29/15				201,028.64			
Pocahontas County PSD 11-A Water Revenue	02/24/11	0.000 - 0.000	295,448	224,704	705.94	12/50	UNB	S&J
Pocahontas County PSD 11-A Water Reserve	02/24/11				7,407.53			
Pocahontas County PSD 18-A Water Revenue	02/28/18	3.000 - 3.000	2,109,700	1,901,241	26,127.41	03/39	UNB	S&J
Pocahontas County PSD 18-A Water Reserve	02/28/18				33,003.18			
Pt Pleasant 13-A Water & Sewer Revenue	06/27/13	2.000 - 2.000	3,713,058	2,621,479	23,361.13	09/34	DEP	S&J
Pt Pleasant 13-A Water & Sewer Reserve	06/27/13				159,477.65			
Pt Pleasant 89-A Water & Sewer Revenue	06/27/89	8.400 - 8.400	1,837,600	991,079	106,323.00	04/29	BNY	S&J
Pt Pleasant 89-A Water & Sewer Reserve	06/27/89				161,319.61			
Pt Pleasant 89-B Water & Sewer Revenue	06/27/89	0.000 - 0.000	272,400	62,862	11,096.29	04/29	BNY	S&J
Pt Pleasant 89-B Water & Sewer Reserve	06/27/89				12,644.34			
Pratt 14-A Sewer Revenue	07/23/14	0.000 - 0.000	821,878	699,909	2,159.65	06/54	DEP	S&J
Pratt 14-A Sewer Reserve	07/23/14				12,747.94			
Preston County PSD #1 07-A Water Revenue	07/12/07	0.000 - 0.000	1,391,300	939,550	3,358.02	06/47	UNB	S&J
Preston County PSD #1 07-A Water Reserve	07/12/07				39,893.71			
Preston County PSD #1 07-B Water Revenue	07/12/07	0.000 - 0.000	806,838	470,638	2,869.28	12/38	BPH	S&J
Preston County PSD #1 07-B Water Reserve	07/12/07				28,429.85			
Preston County PSD #1 13-A Water Revenue	08/07/13	1.000 - 1.000	490,418	417,729	1,932.09	06/53	UNB	S&J
Preston County PSD #1 13-A Water Reserve	08/07/13				16,457.86			
Preston County PSD #1 18 Water Revenue	05/16/18	3.000 - 3.000	3,520,000	3,477,298	16,100.90	12/47	UNB	BR
Preston County PSD #1 18 Water Reserve	05/16/18				11,141.29			
Preston County PSD #1 95-A Water Reserve	09/19/95				35,596.22			
Preston County PSD #1 95-B Water Reserve	09/19/95				65,563.42			
Preston County PSD #4 10-A Water Revenue	12/22/10	0.000 - 0.000	1,030,000	578,661	6,361.95	03/31	UNB	S&J
Preston County PSD #4 10-A Water Reserve	12/22/10				68,733.69			
Preston County PSD #4 12-A Water Revenue	11/21/12	0.500 - 0.500	3,903,853	3,013,337	15,645.17	03/44	BPH	S&J
Preston County PSD #4 12-A Water Reserve	11/21/12				108,081.85			

ACCOUNT NAME	ISSUE DATE	INTEREST	ORIGINAL ISSUANCE	6/30/2021 OUTSTANDING	6/30/2021 ACCT BALANCE	LAST DEBT	PAYING AGENT	BOND COUNSEL
Preston County PSD #4 13-A Water Revenue	10/23/13	2.000 - 2.000	273,026	230,283	1,643.43	06/45	UNB	S&J
Preston County PSD #4 13-A Water Reserve	10/23/13				7,692.28			
Preston County PSD #4 16-A Water Revenue	12/15/16	2.500 - 2.500	1,932,071	1,719,957	16,446.89	09/38	BPH	S&J
Preston County PSD #4 16-A Water Reserve	12/15/16				35,204.17			
Preston County PSD #4 (East) 97-A Water Revenue	11/07/97	6.250 - 6.250	290,000	192,540	11,192.15	10/35	BNY	S&J
Preston County PSD #4 (East) 97-A Water Reserve	11/07/97				20,152.21			
Preston County PSD 21-A Sewer Revenue	04/15/21	0.250 - 0.250	3,696,000	780,500	0	03/61	DEP	S&J
Preston County PSD 21-A Sewer Reserve	04/15/21				0			
Preston County Schools 20 Refunding GO	05/05/20	1.786 - 2.261	19,694,667	16,665,551	350,120.39	05/26	KEYBANK	BR
Preston County Schools 20 Refunding Sur Col	05/05/20				1,169,948.07			
Prichard PSD 05-A Sewer Revenue	12/13/05	0.000 - 0.000	817,354	518,191	1,978.73	09/45	UNB	S&J
Prichard PSD 05-A Sewer Reserve	12/13/05				25,577.97			
Princeton 11 Sewer Refunding Revenue	03/03/11	0.000 - 0.000	9,100,000	6,521,644	28,668.54	12/42	DEP	G&G
Princeton 11 Sewer Refunding Reserve	03/03/11				303,336.44			
Putnam County Building Commission 00-A Water Revenue	01/27/00	4.350 - 6.375	6,610,000	4,820,000	116,605.84	06/39	BNY	S&J
Putnam County Building Commission 00-B Water Revenue	01/27/00	4.350 - 6.375	3,800,000	2,075,000	37,835.37	06/39	BNY	S&J
Putnam County Building Commission 08-A Water Revenue	07/23/08	0.000 - 0.000	2,845,524	1,975,100	7,006.18	09/47	UNB	S&J
Putnam County Building Comm 08-A Water Reserve	07/23/08				79,903.48			
Putnam County Schools 20 Ref GO	11/25/20	0.527 - 1.253	17,695,000	16,280,000	223,152.88	05/25	DTC	DS
Putnam County Schools 20 Ref GO Sur Col	11/25/20				2,997,200.08			
Putnam PSD 02-B Sewer Revenue	03/07/02	2.000 - 2.000	1,422,000	169,056	9,210.08	06/23	DEP	S&J
Putnam PSD 02-B Sewer Reserve	03/07/02				86,451.74			
Putnam PSD 07-A Sewer Revenue	03/19/07	3.000 - 3.000	2,330,000	977,554	13,916.99	06/28	UNB	S&J
Putnam PSD 07-A Sewer Reserve	03/19/07				155,367.55			
Putnam PSD 08-A Sewer Revenue	01/28/08	2.000 - 2.000	3,680,000	1,649,973	21,812.52	06/29	DEP	S&J
Putnam PSD 08-A Sewer Reserve	01/28/08				223,728.98			
Putnam PSD 08-B Sewer Revenue	06/06/08	0.000 - 0.000	502,000	347,652	1,174.78	12/47	UNB	S&J

ACCOUNT NAME	ISSUE DATE	INTEREST	ORIGINAL ISSUANCE	6/30/2021 OUTSTANDING	6/30/2021 ACCT BALANCE	LAST DEBT	PAYING AGENT	BOND COUNSEL
Putnam PSD 08-B Sewer Reserve	06/06/08				13,704.05			
Putnam PSD 09-C Sewer Revenue	10/29/09	0.000 - 0.000	1,050,500	538,372	9,641.60	09/31	DEP	S&J
Putnam PSD 09-C Sewer Reserve	10/29/09				52,590.94			
Putnam PSD 13-A Sewer Refunding Escrow	07/11/13	2.000 - 5.000	7,700,000	6,190,000	6,448,937.50	04/42	DTC	S&J
Putnam PSD 20-A Sewer Revenue	03/31/20	2.250 - 4.000	6,000,000	5,900,000	108,421.67	12/45	DTC	S&J
Putnam PSD 20-A Sewer Reserve	03/31/20				371,511.09			
Putnam PSD 21-A Sewer Refunding Revenue	06/29/21	0.000 - 0.000	6,515,000	6,515,000	0	12/45	DTC	S&J
Putnam PSD 21-A Sewer Refunding Reserve	06/29/21				0		SB	04/01/2042
Putnam PSD 21-B Sewer Refunding Revenue	06/29/21	0.000 - 0.000	24,645,000	24,645,000	0	12/45	DTC	S&J
Putnam PSD 21-B Sewer Refunding Reserve	06/29/21				0		SB	04/01/2051
Putnam PSD (POA) 87-A Sewer Revenue	03/12/87	8.380 - 8.380	878,743	353,123	44,914.31	10/26	BNY	S&J
Putnam PSD (POA) 87-A Sewer Reserve	03/12/87				77,279.28			
Putnam PSD (POA) 87-B Sewer Revenue	03/12/87	0.000 - 0.000	215,535	34,031	4,488.35	10/26	BNY	S&J
Putnam PSD (POA) 87-B Sewer Reserve	03/12/87				5,917.14			
Putnam PSD (POA) 90-A Sewer Revenue	02/23/90	7.850 - 7.850	214,969	111,953	9,397.42	10/29	BNY	S&J
Putnam PSD (POA) 90-A Sewer Reserve	02/23/90				17,813.12			
Putnam PSD (POA) 90-B Sewer Revenue	02/23/90	0.000 - 0.000	10,031	2,315	202.92	10/29	BNY	S&J
Putnam PSD (POA) 90-B Sewer Reserve	02/23/90				269.14			
Putnam PSD 08-A Water Revenue	01/28/08	5.000 - 5.000	1,436,000	1,235,669	34,664.79	10/47	BBT Truist/WDA	S&J
Putnam PSD 08-A Water Reserve	01/28/08				84,396.83			
Putnam PSD 09-A Water Revenue	12/04/09	2.000 - 2.000	627,000	329,019	3,413.95	12/30	BPH	S&J
Putnam PSD 09-A Water Reserve	12/04/09				38,120.57			
Putnam PSD 09-B Water Revenue	12/04/09	2.000 - 2.000	100,000	52,476	546.42	12/30	BPH	S&J
Putnam PSD 09-B Water Reserve	12/04/09				6,118.31			
Putnam PSD 20-A Water Revenue	08/06/20	1.000 - 3.000	6,825,000	6,745,000	164,795.47	11/45	DTC	S&J
Putnam PSD 20-A Water Reserve	08/06/20				0		SB	11/01/2045
Putnam PSD 21-A Water Refunding Revenue	06/29/21	0.000 - 0.000	16,055,000	16,055,000	0	11/45	DTC	S&J

ACCOUNT NAME	ISSUE DATE	INTEREST	ORIGINAL ISSUANCE	6/30/2021 OUTSTANDING	6/30/2021 ACCT BALANCE	LAST DEBT	PAYING AGENT	BOND COUNSEL
Putnam PSD 21-A Water Refunding Reserve	06/29/21				0		SB	06/01/2051
Putnam PSD 99-A Water Revenue	06/16/99	5.800 - 5.800	6,440,000	5,609,333	171,272.06	10/38	BNY	S&J
Putnam PSD 99-A Water Reserve	06/16/99				390,651.59			
Putnam PSD 99-B Water Revenue	06/16/99	3.400 - 5.500	5,425,000	2,705,000	202,167.27	10/38	BNY	S&J
Putnam PSD 99-B Water Reserve	06/16/99				356,657.20			
Putnam Union PSD 97-A Water Revenue	03/07/97	6.250 - 6.250	350,000	231,345	15,889.39	10/35	BNY	JK
Putnam Union PSD 97-A Water Reserve	03/07/97				24,365.46			
Rainelle 15-A Water Reserve	03/11/15				35,204.36			
Raleigh County PSD 05-A Water Reserve	09/28/05				112,800.97			
Raleigh County PSD 05-B Water Reserve	09/28/05				7,837.37			
Raleigh County PSD 15-A Water Reserve	09/04/15				60,286.01			
Raleigh County PSD 15-B Water Reserve	09/25/15				81,719.61			
Ravencliff-McGraws-Saulsville PSD 09-A Water Reserve	02/02/09				63,530.23			
Ravencliff-McGraws-Saulsville PSD 09-B Water Revenue	02/02/09	0.000 - 0.000	1,586,000	1,132,844	4,092.36	12/48	UNB	S&J
Ravencliff-McGraws-Saulsville PSD 09-B Water Reserve	02/02/09				41,455.67			
Ravencliff-McGraws-Saulsville PSD 12-A Water Reserve	03/19/12				9,050.21			
Ravencliff-McGraws-Saulsville PSD 17-A Water Ref Revenue	01/24/17	3.400 - 3.400	148,900	100,524	1,397.03	08/28	OVB:BH	S&J
Ravencliff-McGraws-Saulsville PSD 17-A Water Ref Reserve	01/24/17				14,891.65			
Ravencliff-McGraws-Saulsville PSD 17-B Water Ref Revenue	01/24/17	3.500 - 3.500	35,800	28,061	262.29	11/32	OVB:BH	S&J
Ravencliff-McGraws-Saulsville PSD 17-B Water Ref Reserve	01/24/17				3,012.83			
Ravencliff-McGraws-Saulsville PSD 17-C Water Ref Revenue	01/24/17	3.550 - 3.550	187,900	153,495	1,265.77	11/34	OVB:BH	S&J
Ravencliff-McGraws-Saulsville PSD 17-C Water Ref Reserve	01/24/17				14,445.73			
Ravencliff-McGraws-Saulsville PSD 19-A Water Reserve	03/01/19				1,741.81			
Ravencliff-McGraws-Saulsville PSD 97 Water Reserve	08/20/97				56,250.62			
Ravenswood 06-A Sewer Reserve	06/19/06				148,480.87			
Ravenswood 06-B Sewer Reserve	06/19/06				73,400.55			
Ravenswood 12-A Sewer Reserve	06/07/12				56,944.73			

ACCOUNT NAME	ISSUE DATE	INTEREST	ORIGINAL ISSUANCE	6/30/2021 OUTSTANDING	6/30/2021 ACCT BALANCE	LAST DEBT	PAYING AGENT	BOND COUNSEL
Ravenswood 06-A Water Revenue	04/25/06	3.000 - 3.000	733,958	267,786	12,235.41	06/27	UNB	S&J
Ravenswood 06-A Water Reserve	04/25/06				48,942.23			
Ravenswood 19-A Water Revenue	06/14/19	3.240 - 3.240	420,000	350,197	4,167.99	07/29	BBT Gov/Truist	S&J
Ravenswood 19-A Water Reserve	06/14/19				9,892.05			
Red Sulphur PSD 05-A Water & Sewer Revenue	08/11/05	0.000 - 0.000	4,150,000	2,638,410	29,307.34	06/45	UNB	S&J
Red Sulphur PSD 05-A Water & Sewer Reserve	08/11/05				115,370.00			
Red Sulphur PSD 06-B Water & Sewer Revenue	11/06/06	0.000 - 0.000	473,000	473,000	61,068.76	09/46	UNB	S&J
Red Sulphur PSD 06-B Water & Sewer Reserve	11/06/06				25,419.93			
Red Sulphur PSD 21-A Water & Sewer Refunding Revenue	02/26/21	2.150 - 2.150	851,400	830,304	8,647.49	04/30	NBB:BH	S&J
Red Sulphur PSD 21-A Water & Sewer Refunding Reserve	02/26/21				71,187.81			
Red Sulphur PSD 21-B Water & Sewer Refunding Revenue	02/26/21	2.180 - 2.180	3,904,300	3,861,204	21,863.10	03/36	NBB:BH	S&J
Red Sulphur PSD 21-B Water & Sewer Refunding Reserve	02/26/21				326,447.19			
Red Sulphur PSD 87-A Water & Sewer Revenue	11/16/87	8.380 - 8.380	738,647	296,828	47,147.86	10/26	BNY	S&J
Red Sulphur PSD 87-A Water & Sewer Reserve	11/16/87				64,962.13			
Red Sulphur PSD 87-B Water & Sewer Revenue	11/16/87	0.000 - 0.000	181,173	28,606	4,617.23	10/26	BNY	S&J
Red Sulphur PSD 87-B Water & Sewer Reserve	11/16/87				5,035.95			
Reedsville 01 Sewer Reserve	08/22/01				24,511.78			
Reedsville 12-A Sewer Revenue	03/15/12	0.000 - 0.000	1,751,032	1,403,962	4,701.32	12/51	DEP	S&J
Reedsville 12-A Sewer Reserve	03/15/12				36,345.53			
Reedy 14 Water Reserve	09/25/14				1,584.13			
Reedy 83 Water Reserve	09/19/83				6,960.74			
Richwood 02 Water & Sewer Revenue	12/18/02	0.000 - 0.000	682,314	272,922	4,866.30	06/33	DEP	BR
Richwood 02 Water & Sewer Reserve	12/18/02				26,148.36			
Richwood 09-A Water & Sewer Revenue	09/02/09	0.000 - 0.000	1,308,155	953,675	2,813.11	09/49	UNB	S&J
Richwood 09-A Water & Sewer Reserve	09/02/09				33,795.71			
Richwood 21-A Water & Sewer Revenue	05/25/21	0.250 - 0.250	600,000	302,845	0	03/61	DEP	S&J
Richwood 21-A Water & Sewer Reserve	05/25/21				0			

ACCOUNT NAME	ISSUE DATE	INTEREST	ORIGINAL ISSUANCE	6/30/2021 OUTSTANDING	6/30/2021 ACCT BALANCE	LAST DEBT	PAYING AGENT	BOND COUNSEL
Ridgeley 03-A Sewer Revenue	03/11/03	0.000 - 0.000	665,979	288,579	5,418.22	06/34	DEP	S&J
Ridgeley 03-A Sewer Reserve	03/11/03				27,564.93			
Ridgeley 88-A Sewer Revenue	08/04/88	9.000 - 9.000	159,327	82,218	9,172.21	10/28	BNY	S&J
Ridgeley 88-A Sewer Reserve	08/04/88				14,857.97			
Ridgeley 88-B Sewer Revenue	08/04/88	0.000 - 0.000	39,832	8,181	954.66	10/28	BNY	S&J
Ridgeley 88-B Sewer Reserve	08/04/88				1,092.20			
Ripley 15-A Sewer Revenue	12/17/15	2.000 - 2.000	8,276,500	7,491,848	36,517.31	09/47	UNB	S&J
Ripley 15-A Sewer Reserve	12/17/15				143,452.45			
Ripley 15-B Sewer Reserve	12/17/15				63,505.38			
Ripley 89-A Sewer Revenue	12/28/89	7.850 - 7.850	487,262	234,329	25,139.94	10/28	BNY	G&G
Ripley 89-A Sewer Reserve	12/28/89				40,550.85			
Ripley 89-B Sewer Revenue	12/28/89	0.000 - 0.000	22,738	4,787	777.43	10/28	BNY	G&G
Ripley 89-B Sewer Reserve	12/28/89				1,028.14			
Ripley 98 Sewer Reserve	02/05/98				49,578.03			
Ripley 20-A Water Refunding Revenue	02/11/20	2.940 - 2.940	4,635,700	4,329,574	32,955.62	03/35	BBT Gov/Truist	S&J
Ripley 20-A Water Refunding Reserve	02/11/20				384,428.50			
Rivesville 11-A Water Revenue	10/12/11	0.000 - 0.000	2,585,276	2,044,540	6,227.35	09/51	UNB	S&J
Rivesville 11-A Water Reserve	10/12/11				56,681.96			
Rivesville 13-A Water Revenue	08/15/13	3.000 - 3.000	130,000	103,793	3,454.96	07/37	BBT Truist/WDA	S&J
Rivesville 13-A Water Reserve	08/15/13				8,093.50			
Rivesville 13-B Water Revenue	12/19/13	0.000 - 0.000	200,000	163,518	467	12/53	UNB	S&J
Rivesville 13-B Water Reserve	12/19/13				3,820.79			
Roane County Schools 19 GO	07/09/19	2.000 - 3.000	9,745,000	8,755,000	73,028.28	06/34	DTC	BR
Roane County Schools 19 GO Sur Col	07/09/19				273,531.34			
Romney 06-A Sewer Refunding Revenue	08/08/06	0.000 - 0.000	2,880,000	1,870,100	6,948.98	06/46	UNB	S&J
Romney 06-A Sewer Refunding Reserve (R)*	08/08/06				80,698.54			
Romney 14-A Sewer Revenue	02/13/14	0.000 - 0.000	3,600,000	3,345,579	10,009.89	12/47	DEP	S&J

ACCOUNT NAME	ISSUE DATE	INTEREST	ORIGINAL ISSUANCE	6/30/2021 OUTSTANDING	6/30/2021 ACCT BALANCE	LAST DEBT	PAYING AGENT	BOND COUNSEL
Romney 14-A Sewer Reserve	02/13/14				85,699.70			
Romney 14-C Sewer Revenue	02/13/14	0.000 - 0.000	1,436,799	947,250	5,409.71	12/40	UNB	S&J
Romney 14-C Sewer Reserve	02/13/14				32,003.35			
Romney 17-A Sewer Refunding Revenue	02/22/17	3.500 - 3.500	363,000	297,866	2,421.79	01/35	ROM	S&J
Romney 17-A Sewer Refunding Reserve (R)*	02/22/17				28,256.52			
Romney 19-A Sewer Revenue	05/30/19	0.000 - 0.000	773,256	743,700	1,828.86	03/59	DEP	S&J
Romney 19-A Sewer Reserve	05/30/19				3,151.23			
Romney 12-A Water Reserve	03/16/12				17,842.47			
Romney 12-B Water Reserve	03/16/12				1,786.40			
Romney 16-A Water Reserve	08/01/16				16,071.40			
Romney 17-A Water Refunding Revenue	04/12/17	4.100 - 4.100	1,979,000	1,712,187	12,884.32	05/37	OVB:BH	S&J
Romney 17-A Water Refunding Reserve	04/12/17				150,488.29			
Romney 21-A Water Revenue	03/18/21	2.000 - 2.000	200,000	158,000	741.67	06/51	UNB	S&J
Romney 21-A Water Reserve	03/18/21				74.02			
Romney 97-B Water Revenue	08/25/97	0.000 - 0.000	1,424,038	248,058	5,896.70	06/37	UNB	S&J
Romney 97-B Water Reserve	08/25/97				37,644.86			
Ronceverte 15-A Sewer Revenue	08/18/15	0.000 - 0.000	14,481,456	12,737,553	38,446.74	06/55	DEP	S&J
Ronceverte 15-A Sewer Reserve	08/18/15				131,442.05			
Ronceverte 08-A Water Revenue	09/05/08	0.000 - 0.000	2,000,000	1,249,985	7,088.39	03/40	BPH	S&J
Ronceverte 08-A Water Reserve	09/05/08				67,389.41			
Ronceverte 19-A Water Revenue	08/28/19	1.000 - 1.000	325,000	313,313	1,352.21	03/50	BPH	S&J
Ronceverte 19-A Water Reserve	08/23/19				1,674.74			
Ronceverte 20-A Water Revenue	12/09/20	0.750 - 0.750	2,275,000	757,024	0	03/52	BPH	S&J
Ronceverte 20-A Water Reserve	12/09/20				0			
Rowlesburg 06-A Water Reserve	10/13/06				20,846.14			
Rowlesburg 11-A Water Revenue	07/22/11	0.000 - 0.000	517,500	398,941	1,276.37	12/50	UNB	S&J
Rowlesburg 11-A Water Reserve	07/22/11				12,436.11			

ACCOUNT NAME	ISSUE DATE	INTEREST	ORIGINAL ISSUANCE	6/30/2021 OUTSTANDING	6/30/2021 ACCT BALANCE	LAST DEBT	PAYING AGENT	BOND COUNSEL
Rowlesburg 17-A Water Revenue	08/02/17	1.000 - 1.000	2,000,000	1,892,162	5,860.67	06/57	UNB	S&J
Rowlesburg 17-A Water Reserve	08/02/17				16,307.88			
Rupert 17-A Water Reserve	05/12/17				22,322.10			
Salem 18-A Sewer Revenue	03/28/18	4.000 - 4.000	1,310,000	1,110,000	49,551.43	12/32	DTC	S&J
Salem 18-A Sewer Reserve	03/28/18				120,214.11			
Salem 18-B Sewer Revenue	03/28/18	3.000 - 4.000	2,255,000	2,040,000	61,752.02	12/37	DTC	S&J
Salem 18-B Sewer Reserve	03/28/18				167,269.70			
Salem 10-A Water Revenue	01/14/10	0.000 - 0.000	900,000	607,500	2,844.75	09/41	BPH	S&J
Salem 10-A Water Reserve	01/14/10				30,001.18			
Salt Rock Sewer PSD 03-A Sewer Revenue	07/31/03	0.000 - 0.000	2,050,000	1,163,858	9,435.76	06/43	DEP	S&J
Salt Rock Sewer PSD 03-A Sewer Reserve	07/31/03				52,907.50			
Salt Rock Sewer PSD 03-B Sewer Revenue	07/31/03	5.000 - 5.000	60,000	46,411	1,790.29	10/42	BBT Truist/WDA	S&J
Salt Rock Sewer PSD 03-B Sewer Reserve	07/31/03				3,526.70			
Salt Rock Sewer PSD 04-A Sewer Revenue	12/29/04	0.000 - 0.000	11,068,062	6,799,985	51,579.29	12/44	DEP	S&J
Salt Rock Sewer PSD 04-A Sewer Reserve	12/29/04				289,378.45			
Salt Rock Sewer PSD 04-B Sewer Revenue	12/29/04	0.000 - 0.000	7,500,000	4,607,843	33,378.76	12/44	UNB	S&J
Salt Rock Sewer PSD 04-B Sewer Reserve	12/29/04				196,091.62			
Salt Rock Sewer PSD 87-A Sewer Revenue	04/15/87	8.380 - 8.380	1,185,479	476,389	67,278.30	10/26	BNY	S&J
Salt Rock Sewer PSD 87-A Sewer Reserve	04/15/87				104,250.68			
Salt Rock Sewer PSD 87-B Sewer Revenue	04/15/87	0.000 - 0.000	290,771	45,911	6,403.84	10/26	BNY	S&J
Salt Rock Sewer PSD 87-B Sewer Reserve	04/15/87				7,653.10			
Salt Rock Sewer PSD 90-A Sewer Revenue	03/02/90	7.850 - 7.850	248,408	129,367	12,146.03	10/29	BNY	S&J
Salt Rock Sewer PSD 90-A Sewer Reserve	03/02/90				20,590.16			
Salt Rock Sewer PSD 90-B Sewer Revenue	03/02/90	0.000 - 0.000	11,592	2,675	248.83	10/29	BNY	S&J
Salt Rock Sewer PSD 90-B Sewer Reserve	03/02/90				298.2			
Salt Rock Water PSD 00-A Water Revenue	09/21/00	4.500 - 5.875	9,300,000	6,805,000	204,565.43	06/40	BNY	S&J
Salt Rock Water PSD 00-A Water Reserve	09/21/00				0		LOC	06/01/2040

ACCOUNT NAME	ISSUE DATE	INTEREST	ORIGINAL ISSUANCE	6/30/2021 OUTSTANDING	6/30/2021 ACCT BALANCE	LAST DEBT	PAYING AGENT	BOND COUNSEL
Salt Rock Water PSD 00-B Water Revenue	09/21/00	0.000 - 0.000	3,000,000	1,480,751	13,388.87	09/40	UNB	S&J
Salt Rock Water PSD 00-B Water Reserve	09/21/00				0		LOC	09/01/2040
Salt Rock Water PSD 08-A Water Revenue	12/19/08	0.000 - 0.000	296,800	210,043	1,348.40	09/48	UNB	S&J
Salt Rock Water PSD 08-A Water Reserve	12/19/08				0		LOC	09/01/2048
Salt Rock Water PSD 21-A Water Revenue	01/28/21	0.750 - 0.750	2,488,000	953,284	0	09/52	BPH	S&J
Salt Rock Water PSD 21-A Water Reserve	01/28/21				92,697.66			
Shady Spring PSD 02-A Sewer Revenue	03/08/02	0.000 - 0.000	2,419,905	988,119	8,039.98	09/33	DEP	JTP
Shady Spring PSD 02-A Sewer Reserve	03/08/02				82,947.54			
Shady Spring PSD 05-A Sewer Revenue	12/13/05	0.000 - 0.000	2,875,000	1,853,618	7,010.17	12/45	UNB	JTP
Shady Spring PSD 05-A Sewer Reserve	12/13/05				77,800.31			
Shady Spring PSD 05-B Sewer Revenue	12/19/05	0.000 - 0.000	3,078,043	1,984,500	8,234.80	12/45	DEP	JTP
Shady Spring PSD 05-B Sewer Reserve	12/19/05				83,291.83			
Shady Spring PSD 10 Sewer Revenue	10/12/10	0.000 - 0.000	2,422,826	1,675,771	8,060.80	03/42	DEP	BR
Shady Spring PSD 10 Sewer Reserve	10/12/10				78,621.94			
Shady Spring PSD 16 Sewer Revenue	05/06/16	0.500 - 0.500	6,978,924	6,272,405	24,292.01	03/48	DEP	BR
Shady Spring PSD 16 Sewer Reserve	05/06/16				84,727.52			
Shady Spring PSD 19 Sewer Revenue	10/08/19	2.500 - 2.500	8,400,000	8,087,096	0	09/39	DEP	BR
Shady Spring PSD 19 Sewer Reserve	10/08/19				0			
Shady Spring PSD 97-D Sewer Refunding Revenue	06/24/97	6.250 - 6.250	3,056,955	2,024,553	100,343.18	10/35	BNY	JTP
Shady Spring PSD 97-D Sewer Refunding Reserve	06/24/97				211,897.20			
Shady Spring PSD 99-B Sewer Revenue	03/18/99	5.750 - 5.750	165,000	114,111	5,012.24	10/37	BBT Truist/WDA	JTP
Shady Spring PSD 99-B Sewer Reserve	03/18/99				10,697.87			
Shepherdstown 10-A Sewer Revenue	11/22/10	0.000 - 0.000	9,172,697	4,349,930	20,305.58	06/42	DEP	BR
Shepherdstown 10-A Sewer Reserve	11/22/10				209,769.69			
Shepherdstown 03-A Water Revenue	06/13/03	0.000 - 0.000	699,459	291,429	5,849.57	12/33	BPH	BR
Shepherdstown 03-A Water Reserve	06/13/03				24,685.36			
Shepherdstown 03-B Water Revenue	06/13/03	2.000 - 2.000	1,300,541	229,641	18,442.75	06/24	BPH	BR

ACCOUNT NAME	ISSUE DATE	INTEREST	ORIGINAL ISSUANCE	6/30/2021 OUTSTANDING	6/30/2021 ACCT BALANCE	LAST DEBT	PAYING AGENT	BOND COUNSEL
Shepherdstown 03-B Water Reserve	06/13/03				79,067.29			
Shepherdstown 03 Water Depreciation	06/13/03				488,426.94			
Shepherdstown 12 Water Revenue	07/19/12	1.000 - 1.000	4,000,000	3,336,476	13,938.96	06/52	UNB	BR
Shepherdstown 12 Water Reserve	07/19/12				125,339.91			
Shepherdstown 17 Water Revenue	06/15/17	2.250 - 4.250	2,650,000	2,435,000	53,408.59	03/47	DTC	G&G
Shepherdstown 17 Water Reserve	06/15/17				161,178.83			
Shinnston 10-A Sewer Reserve	10/25/10				113,336.43			
Shinnston 90-A Sewer Revenue	03/29/90	7.850 - 7.850	2,245,223	1,169,282	124,728.36	10/29	BNY	S&J
Shinnston 90-A Sewer Reserve	03/29/90				186,034.25			
Shinnston 90-B Sewer Revenue	03/29/90	0.000 - 0.000	104,777	24,179	2,520.74	10/29	BNY	S&J
Shinnston 90-B Sewer Reserve	03/29/90				2,757.84			
Shinnston 05-A Water Reserve	11/17/05				254,778.18			
Shinnston 18-A Water Reserve	02/08/18				13,544.39			
Shinnston 83 Water Reserve	09/01/83				28,731.24			
Short Line PSD 05-A Water Revenue	08/24/05	0.000 - 0.000	1,274,183	799,487	3,088.15	06/45	UNB	S&J
Short Line PSD 05-A Water Reserve	08/24/05				35,076.57			
Short Line PSD 10-A Water Revenue	04/06/10	0.000 - 0.000	600,000	442,130	1,447.24	03/50	UNB	S&J
Short Line PSD 10-A Water Reserve	04/06/10				16,256.21			
Short Line PSD 90 Water Reserve	05/09/91				7,080.96			
Sissonville PSD 01 Sewer Refunding Revenue	12/28/01	5.250 - 6.000	1,440,000	475,000	76,559.49	10/25	DTC	G&G
Sissonville PSD 01 Sewer Refunding Reserve	12/28/01				57,911.62			
Sissonville PSD 03-A Sewer Revenue	06/17/03	2.000 - 2.000	1,313,000	250,541	11,317.56	09/24	DEP	G&G
Sissonville PSD 03-A Sewer Reserve	06/17/03				79,832.04			
Sissonville PSD 21-A Sewer Revenue	03/25/21	2.170 - 2.170	265,000	145,680	0	03/41	DEP	G&G
Sissonville PSD 21-A Sewer Reserve	03/25/21				0			
Sistersville 13-A Sewer Revenue	02/27/13	0.000 - 0.000	200,888	165,059	540.55	09/52	DEP	S&J
Sistersville 13-A Sewer Reserve	02/27/13				3,750.09			

ACCOUNT NAME	ISSUE DATE	INTEREST	ORIGINAL ISSUANCE	6/30/2021 OUTSTANDING	6/30/2021 ACCT BALANCE	LAST DEBT	PAYING AGENT	BOND COUNSEL
Sistersville 10-A Water Reserve	02/26/10				22,895.05			
Sistersville 20-A Water Revenue	10/29/20	1.000 - 1.000	3,550,000	2,945,083	0	09/60	UNB	S&J
Sistersville 20-A Water Reserve	10/29/20				0			
Smithers 03-A Sewer Reserve	11/06/03				27,543.40			
Smithers 03-B Sewer Revenue	11/06/03	0.000 - 0.000	800,000	465,359	3,615.22	09/43	UNB	G&G
Smithers 03-B Sewer Reserve	11/06/03				21,734.41			
Sophia 07-A Sewer Revenue	10/23/07	3.000 - 3.000	767,031	352,461	12,523.57	03/29	UNB	S&J
Sophia 07-A Sewer Reserve	10/23/07				51,147.80			
Sophia 17 Sewer Revenue	03/30/17	3.780 - 3.780	560,000	438,921	4,301.68	05/32	CITY NB	S&J
Sophia 17 Sewer Reserve	03/30/17				20,896.28			
Sophia 95 Sewer Revenue	07/24/95	6.750 - 6.750	156,705	97,845	7,283.99	10/33	BNY	G&G
Sophia 95 Sewer Reserve	07/24/95				11,544.49			
South Charleston 03-A Sewer Revenue	09/05/03	2.000 - 2.000	4,567,360	955,798	65,208.75	12/24	DEP	JK
South Charleston 03-A Sewer Reserve	09/05/03				283,469.15			
South Charleston 04-B Sewer Revenue	06/18/04	0.000 - 0.000	1,072,997	415,641	29,461.87	03/32	DEP	JK
South Charleston 04-B Sewer Reserve	06/18/04				40,885.67			
South Charleston 86-B Sewer Revenue	08/29/86	0.000 - 0.000	378,985	48,588	17,231.61	10/25	BNY	JK
South Charleston 86-B Sewer Reserve	08/29/86				10,275.60			
Southern Jackson County PSD 02 Sewer Revenue	05/30/02	0.000 - 0.000	2,888,924	1,577,504	20,293.43	03/42	UNB	G&G
Southern Jackson County PSD 02 Sewer Reserve	05/30/02				80,975.72			
Southern Jackson County PSD 01 A&B Water Reserve	12/21/01				74,527.44			
Southern Jackson County PSD 05 Water Reserve	09/23/05				59,359.48			
Southern Jackson County PSD 13 Water Revenue	02/14/13	0.000 - 0.000	3,140,000	2,433,491	21,520.46	09/44	BPH	JK
Southern Jackson County PSD 13 Water Reserve	02/14/13				77,674.59			
Southern Jackson County PSD 91 Water Reserve	03/18/91				9,612.74			
Southern Jackson County PSD 97 Water Reserve	02/27/97				29,463.74			
Southern Jackson County PSD 98-A Water Revenue	05/22/98	0.000 - 0.000	380,000	162,166	3,835.24	03/38	UNB	JK

ACCOUNT NAME	ISSUE DATE	INTEREST	ORIGINAL ISSUANCE	6/30/2021 OUTSTANDING	6/30/2021 ACCT BALANCE	LAST DEBT	PAYING AGENT	BOND COUNSEL
Southern Jackson County PSD 98-A Water Reserve	05/22/98				10,237.61			
Southwestern Water PSD 10-A Water Reserve	03/12/10				209,916.81			
Southwestern Water PSD 10-B Water Revenue	03/12/10	0.000 - 0.000	6,100,000	4,117,474	19,536.58	09/41	BPH	S&J
Southwestern Water PSD 10-B Water Reserve	03/12/10				199,976.06			
Spencer 00 Sewer Reserve	08/24/00				17,905.93			
Spencer 19 Sewer Reserve	07/26/19				0			
Spencer 09 Water Reserve	10/08/09				22,070.09			
Spencer 10 Water Reserve	05/05/10				42,592.63			
Spencer 12 Water Reserve	09/13/12				10,804.98			
Spencer 70 Water Replacement	01/01/70				6,330.34			
Spencer 91 Taxable Water Reserve	12/09/91				21,518.07			
Spencer 93 Water Reserve	03/18/93				17,652.35			
Spencer 98 Water Reserve	06/05/98				48,761.30			
Spring Valley PSD 01-A Sewer Revenue	02/01/01	2.000 - 2.000	820,500	37,036	38,377.15	03/22	DEP	JK
St Albans 00-B Water & Sewer Revenue	03/15/00	2.000 - 2.000	16,281,000	977,443	97,531.70	06/22	DEP	S&J
St Albans 00-B Water & Sewer Reserve	03/15/00				989,811.08			
St Albans 08-A Water & Sewer Revenue	12/03/08	4.370 - 4.370	2,735,000	1,310,949	17,886.59	12/28	HUNT OH:BH	S&J
St Albans 08-A Water & Sewer Reserve	12/03/08				211,852.80			
St Albans 14-A Water & Sewer Revenue	06/30/14	2.500 - 4.750	2,200,000	1,890,000	15,472.80	06/44	DTC	S&J
St Albans 14-A Water & Sewer Reserve	06/30/14				141,479.77			
St Albans 14-B Water & Sewer Refunding Revenue	09/30/14	2.000 - 4.500	7,745,000	7,040,000	170,814.92	12/40	DTC	S&J
St Albans 14-B Water & Sewer Refunding Reserve	09/30/14				522,825.54			
St Albans 19-A Water & Sewer Revenue	05/10/19	3.260 - 3.260	1,500,000	1,342,254	10,760.51	06/34	BBT Gov/Truist	S&J
St Albans 19-A Water & Sewer Reserve	05/10/19				129,083.99			
St Marys 06-A Water & Sewer Revenue	07/10/06	0.500 - 0.500	1,581,250	853,299	5,490.18	06/36	UNB	JK
St Marys 06-A Water & Sewer Reserve	07/10/06				59,089.83			
St Marys 08-A Water & Sewer Refunding Reserve	11/05/08				237,700.18			

ACCOUNT NAME	ISSUE DATE	INTEREST	ORIGINAL ISSUANCE	6/30/2021 OUTSTANDING	6/30/2021 ACCT BALANCE	LAST DEBT	PAYING AGENT	BOND COUNSEL
St Marys 08-B Water & Sewer Refunding Reserve	11/05/08				55,974.07			
St Marys 09-A Water & Sewer Revenue	11/20/09	0.000 - 0.000	3,057,992	1,567,217	29,763.08	09/31	DEP	JK
St Marys 09-A Water & Sewer Reserve	11/20/09				152,908.32			
St Marys 12-A Water & Sewer Revenue	01/05/12	0.000 - 0.000	3,455,401	2,541,800	11,778.29	03/43	DEP	JK
St Marys 12-A Water & Sewer Reserve	01/05/12				95,742.89			
St Marys 12-B Water & Sewer Revenue	01/05/12	2.000 - 2.000	4,203,500	2,770,094	30,651.61	09/33	BPH	JK
St Marys 12-B Water & Sewer Reserve	01/05/12				207,528.90			
Stonewood 09-A Water Reserve	04/24/09				40,835.68			
Stonewood 09-B Water Reserve	04/24/09				38,891.14			
Stonewood 14-A Water Revenue	03/20/14	0.000 - 0.000	2,250,000	1,818,750	8,009.98	09/45	BPH	S&J
Stonewood 14-A Water Reserve	03/20/14				50,386.43			
Sugar Creek PSD 10-A Water Revenue	01/07/10	0.000 - 0.000	312,500	205,717	1,608.38	03/41	BPH	S&J
Sugar Creek PSD 10-A Water Reserve	01/07/10				10,426.36			
Sugar Creek PSD 11-A Water Revenue	10/06/11	0.000 - 0.000	1,100,000	869,920	2,652.75	09/51	UNB	S&J
Sugar Creek PSD 11-A Water Reserve	10/06/11				30,356.06			
Summersville 02-A Water & Sewer Revenue	12/18/02	0.000 - 0.000	4,661,505	2,637,430	27,083.08	12/42	UNB	S&J
Summersville 02-A Water & Sewer Reserve	12/18/02				129,395.55			
Summersville 02-B Water & Sewer Revenue	12/18/02	0.000 - 0.000	2,388,495	1,074,822	20,215.63	12/34	BPH	S&J
Summersville 02-B Water & Sewer Reserve	12/18/02				83,922.81			
Summersville 07-A Water & Sewer Revenue	05/15/07	0.000 - 0.000	8,682,265	4,961,280	28,600.18	06/37	UNB	BR
Summersville 07-A Water & Sewer Reserve	05/15/07				318,223.82			
Summersville 07-B Water & Sewer Revenue	05/15/07	0.000 - 0.000	2,000,000	1,111,088	7,287.06	06/36	DEP	BR
Summersville 07-B Water & Sewer Reserve	05/15/07				76,025.28			
Summersville 09-A Water & Sewer Reserve	11/12/09				108,257.06			
Summersville 09-B Water & Sewer Reserve	11/12/09				5,301.05			
Summersville 12-A Water & Sewer Revenue	04/02/12	1.000 - 1.000	1,128,609	910,812	3,171.97	03/52	UNB	S&J
Summersville 12-A Water & Sewer Reserve	04/02/12				32,522.87			

ACCOUNT NAME	ISSUE DATE	INTEREST	ORIGINAL ISSUANCE	6/30/2021 OUTSTANDING	6/30/2021 ACCT BALANCE	LAST DEBT	PAYING AGENT	BOND COUNSEL
Summersville 14-A Water & Sewer Revenue	08/12/14	1.000 - 1.000	1,794,500	1,595,431	6,051.09	06/54	UNB	S&J
Summersville 14-A Water & Sewer Reserve	08/12/14				52,103.60			
Summersville 90-A Water & Sewer Revenue	04/06/90	7.850 - 7.850	281,848	146,783	15,656.75	10/29	BNY	VLF
Summersville 90-A Water & Sewer Reserve	04/06/90				23,354.13			
Summersville 90-B Water & Sewer Revenue	04/06/90	0.000 - 0.000	13,152	3,035	598.86	10/29	BNY	VLF
Summersville 90-B Water & Sewer Reserve	04/06/90				361.62			
Summersville 91-A Water & Sewer Revenue	08/13/91	8.100 - 8.100	790,057	419,874	44,901.86	10/29	BNY	VLF
Summersville 91-A Water & Sewer Reserve	08/13/91				67,501.46			
Summersville 91-B Water & Sewer Revenue	08/13/91	0.000 - 0.000	35,671	8,448	1,334.30	10/29	BNY	VLF
Summersville 91-B Water & Sewer Reserve	08/13/91				993.33			
Summersville 98-A Water & Sewer Revenue	01/06/98	0.000 - 0.000	639,000	270,346	6,156.07	12/37	UNB	VLF
Summersville 98-A Water & Sewer Reserve	01/06/98				17,287.84			
Sun Valley PSD 01-A Sewer Refunding Revenue	10/18/01	0.000 - 0.000	1,073,405	511,140	4,646.72	12/38	UNB	S&J
Sun Valley PSD 01-A Sewer Refunding Reserve	10/18/01				30,866.71			
Sun Valley PSD 10-A Sewer Reserve	07/13/10				47,932.22			
Sun Valley PSD 10-B Sewer Revenue	07/13/10	0.000 - 0.000	3,200,000	2,426,141	7,753.27	06/50	UNB	JK
Sun Valley PSD 10-B Sewer Reserve	07/13/10				82,114.05			
Sun Valley PSD 97-A Sewer Revenue	04/10/97	0.000 - 0.000	853,000	348,954	2,206.20	03/37	UNB	S&J
Sun Valley PSD 97-A Sewer Reserve	04/10/97				23,407.51			
Sun Valley PSD 10-A Water Reserve	01/14/10				111,405.67			
Sun Valley PSD 10-B Water Revenue	01/14/10	0.000 - 0.000	300,000	200,000	925.91	06/41	BPH	BR
Sun Valley PSD 10-B Water Reserve	01/14/10				10,559.34			
Sun Valley PSD 16-A Water Revenue	10/05/16	2.320 - 2.320	280,000	159,955	2,766.40	11/26	BBT Gov/Truist	S&J
Sun Valley PSD 16-A Water Reserve	10/05/16				13,381.17			
Sun Valley PSD 20-A Water Revenue	09/23/20	3.000 - 3.000	2,596,000	1,634,543	0	12/41	UNB	S&J
Sun Valley PSD 20-A Water Reserve	09/23/20				0			
Taylor County PSD 04-A Water Reserve	07/16/04				41,603.24			

ACCOUNT NAME	ISSUE DATE	INTEREST	ORIGINAL ISSUANCE	6/30/2021 OUTSTANDING	6/30/2021 ACCT BALANCE	LAST DEBT	PAYING AGENT	BOND COUNSEL
Taylor County (Haymond) PSD 04-B Water Revenue	12/10/04	0.000 - 0.000	378,397	189,198	1,194.27	06/36	UNB	S&J
Taylor County (Haymond) PSD 04-B Water Reserve	12/10/04				13,626.03			
Taylor County (Haymond) PSD 04-A Water Revenue	12/10/04	0.000 - 0.000	1,310,000	796,274	3,240.37	09/44	UNB	S&J
Taylor County (Haymond) PSD 04-A Water Reserve	12/10/04				36,998.20			
Taylor County PSD 07-A Water Reserve	05/24/07				57,438.69			
Taylor County PSD 18-A Water Reserve	02/15/18				15,207.65			
Tennerton PSD 01-A Sewer Reserve	09/13/01				29,348.90			
Tennerton PSD 08-A Sewer Reserve	04/17/08				73,094.69			
Tennerton PSD 86-B Sewer Revenue	03/12/86	0.000 - 0.000	169,883	22,353	6,337.43	10/25	BNY	VLF
Tennerton PSD 86-B Sewer Reserve	03/12/86				4,471.53			
Terra Alta 99-B Sewer Revenue	07/22/99	0.000 - 0.000	4,780,000	2,234,802	13,735.73	06/39	UNB	S&J
Terra Alta 99-B Sewer Reserve	07/22/99				135,359.97			
Terra Alta 10-A Water Revenue	02/16/10	0.000 - 0.000	823,639	609,679	1,981.11	12/49	UNB	S&J
Terra Alta 10-A Water Reserve	02/16/10				21,398.48			
Terra Alta 98-A Water Revenue	03/30/98	0.000 - 0.000	520,000	218,599	1,668.10	12/37	UNB	S&J
Terra Alta 98-A Water Reserve	03/30/98				17,026.33			
Thomas 97-A Sewer Revenue	12/17/97	0.000 - 0.000	1,500,000	375,637	3,909.40	06/29	DEP	S&J
Thomas 97-A Sewer Reserve	12/17/97				46,956.00			
Tomlinson PSD 04-A Water Revenue	03/09/04	0.000 - 0.000	1,353,815	799,981	7,402.15	03/44	UNB	S&J
Tomlinson PSD 04-A Water Reserve	03/09/04				37,093.73			
Tomlinson PSD 04-B Water Revenue	03/09/04	5.000 - 5.000	669,500	535,371	23,013.70	10/43	BBT Truist/WDA	S&J
Tomlinson PSD 04-B Water Reserve	03/09/04				39,695.15			
Tomlinson PSD 10-A Water Revenue	08/06/10	5.000 - 5.000	100,000	35,607	1,656.48	08/25	FARMERS:BH	S&J
Tomlinson PSD 10-A Water Reserve	08/06/10				10,009.67			
Tomlinson PSD 18-A Water Revenue	06/27/18	0.750 - 0.750	500,000	438,105	4,117.34	03/49	BPH	S&J
Tomlinson PSD 18-A Water Reserve	06/27/18				4,370.37			
Tri County Water 15 Reserve	08/04/15				42,354.54			

ACCOUNT NAME	ISSUE DATE	INTEREST	ORIGINAL ISSUANCE	6/30/2021 OUTSTANDING	6/30/2021 ACCT BALANCE	LAST DEBT	PAYING AGENT	BOND COUNSEL
Tunnelton 02 Sewer Reserve	04/19/02				15,985.79			
Tunnelton 16-A Sewer Reserve	06/03/16				16,262.28			
Tunnelton 90 Water Reserve	05/03/90				27,999.52			
Tyler County (Friendly) PSD 04-A Sewer Revenue	09/28/04	0.000 - 0.000	252,100	149,333	635.68	09/44	UNB	S&J
Tyler County (Friendly) PSD 04-A Sewer Reserve	09/28/04				6,782.35			
Tyler County PSD 20-A Sewer Reserve	05/22/20				0			
Tyler County PSD 20-B Sewer Reserve	05/22/20				0			
Tyler County (Friendly) PSD 05-A Water Revenue	03/11/05	0.000 - 0.000	300,000	183,871	720.8	03/45	UNB	S&J
Tyler County (Friendly) PSD 05-A Water Reserve	03/11/05				8,173.64			
Tyler County (Friendly) PSD 08-A Water Revenue	12/04/08	0.000 - 0.000	2,450,000	1,738,685	5,879.71	12/48	UNB	S&J
Tyler County (Friendly) PSD 08-A Water Reserve	12/04/08				64,111.09			
Tyler County (Friendly) PSD 12-A Water Reserve	04/19/12				50,887.63			
Tyler County PSD 18-A Water Reserve	11/13/18				704.23			
Tyler County (Friendly) PSD 94-A Water Reserve	06/22/94				19,838.17			
Tyler County (Friendly) PSD 94-B Water Reserve	11/03/94				4,248.71			
Tyler County (Friendly) PSD 97 Water Reserve	06/11/97				27,543.32			
Union PSD 09-A Sewer Reserve	11/20/09				223,070.74			
Union PSD 09-C Sewer Revenue	11/20/09	0.000 - 0.000	3,074,294	1,575,563	14,828.19	09/31	DEP	JK
Union PSD 09-C Sewer Reserve	11/20/09				153,722.08			
Union PSD 18-A Sewer Revenue	12/07/18	2.500 - 2.500	8,730,441	8,513,326	53,324.83	12/38	DEP	WLO
Union PSD 18-A Sewer Reserve	12/07/18				35,223.36			
Union PSD 91-A Sewer Revenue	08/28/91	8.100 - 8.100	2,139,656	1,137,116	98,081.94	10/29	BNY	JK
Union PSD 91-A Sewer Reserve	08/28/91				182,808.25			
Union PSD 91-B Sewer Revenue	08/28/91	7.750 - 7.750	4,229,604	2,505,076	176,157.07	10/31	BNY	JK
Union PSD 91-B Sewer Reserve	08/28/91				346,699.09			
Union PSD 91-C Sewer Revenue	08/28/91	0.000 - 0.000	237,602	62,648	4,881.34	10/31	BNY	JK
Union PSD 91-C Sewer Reserve	08/28/91				6,165.28			

ACCOUNT NAME	ISSUE DATE	INTEREST	ORIGINAL ISSUANCE	6/30/2021 OUTSTANDING	6/30/2021 ACCT BALANCE	LAST DEBT	PAYING AGENT	BOND COUNSEL
Union 20-A Water & Sewer Revenue	03/25/20	0.250 - 0.250	283,000	192,575	2,131.08	12/50	BPH	S&J
Union 20-A Water & Sewer Reserve	03/25/20				637.66			
Union-Williams PSD 00 Sewer Revenue	12/15/00	0.000 - 0.000	412,000	137,320	2,537.00	06/31	DEP	BR
Union-Williams PSD 00 Sewer Reserve	12/15/00				14,173.54			
Union-Williams PSD 04-A Sewer Revenue	02/19/04	0.000 - 0.000	15,596,291	7,408,238	95,713.41	09/35	DEP	BR
Union-Williams PSD 04-A Sewer Reserve	02/19/04				536,435.76			
Union-Williams PSD 04-B Sewer Revenue	02/19/04	0.000 - 0.000	1,900,000	1,117,647	8,495.84	12/43	UNB	BR
Union-Williams PSD 04-B Sewer Reserve	02/19/04				51,256.30			
Union-Williams PSD 07 Sewer Revenue	03/29/07	0.000 - 0.000	284,652	284,652	0	06/38	UNB	BR
Union-Williams PSD 07 Sewer Reserve	03/29/07				0			
Union-Williams PSD 91 Sewer Reserve	04/16/91				31,827.79			
Union-Williams PSD 21-A Water Refunding Revenue	06/17/21	2.900 - 2.900	2,422,900	2,422,900	14,952.76	12/37	BBT Gov/Truist	BR
Union-Williams PSD 21-A Water Refunding Reserve	06/17/21				179,433.12			
Union-Williams PSD 21-B Water Refunding Revenue	06/17/21	2.900 - 2.900	1,301,000	1,301,000	13,095.63	07/30	BBT Gov/Truist	BR
Union-Williams PSD 21-B Water Refunding Reserve	06/17/21				130,100.00			
Valley Falls PSD 07-A Water Revenue	01/12/07	0.000 - 0.000	4,878,315	2,896,491	13,803.39	06/40	UNB	S&J
Valley Falls PSD 07-A Water Reserve	01/12/07				152,448.22			
Vienna 13-A Water & Sewer Revenue	11/14/13	2.000 - 2.000	1,850,308	1,367,022	11,477.99	06/35	DEP	S&J
Vienna 13-A Water & Sewer Reserve	11/14/13				70,908.81			
Vienna 14-A Water & Sewer Revenue	05/14/14	2.340 - 2.340	1,030,000	223,461	10,213.01	06/23	BBT Gov/Truis	S&J
Vienna 14-A Water & Sewer Reserve	05/14/14				108,780.89			
Vienna 15-A Water & Sewer Revenue	03/25/15	3.000 - 3.000	1,416,600	1,133,421	9,372.13	06/36	UNB	S&J
Vienna 15-A Water & Sewer Reserve	03/25/15				99,658.36			
WV American Water Company 10-A Water Revenue Note	01/28/10	0.000 - 0.000	1,925,000	986,543	8,488.89	09/31	BPH	JK
WV Amer Water Comp 10-A Water Reserve	01/28/10				0		LOC	09/01/2031
WV Higher Education Facilities 10-B Revenue	12/23/10	7.450 - 7.650	50,265,000	50,265,000	0	04/40	DTC	STB
WV Higher Education Facilities 10-B Reserve	12/23/10				663,339.95			

ACCOUNT NAME	ISSUE DATE	INTEREST	ORIGINAL ISSUANCE	6/30/2021 OUTSTANDING	6/30/2021 ACCT BALANCE	LAST DEBT	PAYING AGENT	BOND COUNSEL
WV Higher Education Policy 12-A Revenue	06/12/12	2.000 - 5.000	124,190,000	92,320,000	101,423.44	04/34	DTC	STB
WV Higher Education Policy 12-B Revenue	06/12/12	2.000 - 4.000	7,975,000	5,450,000	1,769.85	04/34	DTC	STB
Walton PSD 05 Water Reserve	04/14/05				5,317.08			
Walton PSD 08 Water Reserve	07/03/08				10,007.36			
Walton PSD 87 Water Reserve	11/05/87				7,956.34			
Walton PSD (Gandeeville) 91 Water Reserve	09/17/91				8,844.38			
Walton PSD 94-A Water Reserve	02/16/94				6,372.27			
Walton PSD 94-B Water Reserve	02/16/94				480.02			
Walton PSD 97 Water Reserve	10/09/97				27,541.19			
War 99-A Lot 2 Sewer Revenue	06/25/99	0.000 - 0.000	724,274	338,628	3,126.03	06/39	UNB	G&G
War 99-A Sewer Revenue	06/25/99	0.000 - 0.000	245,726	114,854	1,060.84	06/39	UNB	G&G
War 99-A & 99-A Lot 2 Sewer Reserve	06/25/99				25,403.16			
War 08-A Water Revenue	06/26/08	0.000 - 0.000	215,300	146,232	473.77	06/48	UNB	S&J
War 08-A Water Reserve	06/26/08				5,751.92			
War 11-A Water Reserve	01/27/11				39,611.37			
War 11-B Water Reserve	01/27/11				14,404.15			
Wardensville 09-A Sewer Revenue	12/02/09	0.000 - 0.000	279,782	205,771	2,281.71	12/49	DEP	JK
Wardensville 09-A Sewer Reserve	12/02/09				7,610.81			
Wardensville 21-A Sewer Revenue	03/18/21	3.000 - 3.000	139,500	86,910	776.63	06/41	UNB	S&J
Wardensville 21-A Sewer Reserve	03/18/21				77.51			
Wardensville 08-A Water Revenue	12/10/08	0.000 - 0.000	1,550,000	968,735	5,492.28	03/40	BPH	S&J
Wardensville 08-A Water Reserve	12/10/08				54,435.77			
Wardensville 21-A Water Revenue	03/18/21	2.000 - 2.000	157,000	131,840	582.16	06/51	UNB	S&J
Wardensville 21-A Water Reserve	03/18/21				58.1			
Warm Springs PSD 02-A Sewer Revenue	06/25/02	0.000 - 0.000	1,316,000	526,376	4,303.22	06/33	DEP	JK
Warm Springs PSD 02-A Sewer Reserve	06/25/02				46,328.17			
Warm Springs PSD 07-A Sewer Revenue	02/28/07	0.000 - 0.000	8,290,000	2,384,665	19,765.18	09/32	UNB	JK

ACCOUNT NAME	ISSUE DATE	INTEREST	ORIGINAL ISSUANCE	6/30/2021 OUTSTANDING	6/30/2021 ACCT BALANCE	LAST DEBT	PAYING AGENT	BOND COUNSEL
Warm Springs PSD 07-A Sewer Reserve	02/28/07				225,313.14			
Warm Springs PSD 07-C Sewer Revenue	02/28/07	0.000 - 0.000	3,000,000	2,380,401	11,453.90	12/38	DEP	JK
Warm Springs PSD 07-C Sewer Reserve	02/28/07				189,932.85			
Warm Springs PSD 89 Sewer Reserve	08/03/89				19,514.16			
Warm Springs PSD 98 Sewer Reserve	11/19/98				22,034.17			
Washington Pike PSD 21-A Water Reserve	03/26/21				0			
Washington Pike PSD 21-B Water Reserve	03/26/21				0			
Wayne County Building Comm 13-A Lease Reserve	11/18/13				45,831.70			
Wayne County Schools 14 GO	09/25/14	2.000 - 5.000	18,000,000	11,100,000	116,010.52	06/29	DTC	S&J
Wayne County Schools 14 GO Surplus Collections	09/25/14				1,085,344.54			
Wayne 12-A Sewer Reserve	12/17/12				56,564.23			
Wayne 04-A Water Reserve	10/21/04				71,264.74			
Wayne 04-B Water Revenue	10/21/04	0.000 - 0.000	1,925,000	930,416	6,188.62	12/35	BPH	S&J
Wayne 04-B Water Reserve (R)*	10/21/04				67,609.97			
Wayne 07-A Water Revenue	06/14/07	1.000 - 1.000	193,394	193,394	0	12/39	UNB	S&J
Wayne 07-A Water Reserve	06/14/07				52,561.07			
Webster County EDA 11-A Water Revenue	04/11/11	0.000 - 0.000	890,000	678,827	3,977.71	03/51	UNB	S&J
Webster County EDA 11-A Water Reserve	04/11/11				0		LOC	03/01/2051
Weirton 07-A Sewer Revenue	04/11/07	2.000 - 2.000	4,199,404	1,608,101	69,493.16	03/28	DEP	S&J
Weirton 07-A Sewer Reserve	04/11/07				255,306.00			
Weirton 13-A Sewer Revenue	09/25/13	2.000 - 2.000	5,904,000	4,372,913	42,244.62	06/35	DEP	S&J
Weirton 13-A Sewer Reserve	09/25/13				225,155.99			
Weirton 06-A Water Revenue	04/25/06	2.000 - 2.000	2,555,000	1,012,167	17,064.70	06/28	BPH	S&J
Weirton 06-A Water Reserve	04/25/06				155,330.77			
Weirton 09-A Water Revenue	11/19/09	2.000 - 2.000	2,496,208	1,403,110	31,850.39	09/31	BPH	S&J
Weirton 09-A Water Reserve	11/19/09				151,750.27			
Weirton 16-A Water Revenue	04/15/16	3.520 - 3.520	2,900,000	2,349,829	17,921.85	05/36	WESBK-WHEEL	S&J

ACCOUNT NAME	ISSUE DATE	INTEREST	ORIGINAL ISSUANCE	6/30/2021 OUTSTANDING	6/30/2021 ACCT BALANCE	LAST DEBT	PAYING AGENT	BOND COUNSEL
Weirton 16-A Water Reserve	04/15/16				107,942.06			
Weirton 16-B Water Revenue	10/20/16	2.500 - 2.500	4,000,000	3,519,420	25,206.07	06/38	BPH	S&J
Weirton 16-B Water Reserve	10/20/16				79,485.64			
Welch 08-A Sewer Revenue	05/06/08	0.000 - 0.000	2,000,000	1,407,890	5,349.63	03/48	DEP	S&J
Welch 08-A Sewer Reserve	05/06/08				55,271.44			
Welch 13-A Sewer Revenue	05/06/13	0.000 - 0.000	4,039,789	3,374,614	10,823.61	03/53	DEP	S&J
Welch 13-A Sewer Reserve	05/06/13				111,724.92			
Welch 19-A Sewer Reserve	08/28/19				113,484.74			
Welch 09-A Water Revenue	12/18/09	0.000 - 0.000	625,000	416,641	3,718.80	06/41	BPH	S&J
Welch 09-A Water Reserve	12/18/09				21,876.97			
Welch 09-C Water Revenue	12/18/09	0.000 - 0.000	461,674	341,754	2,139.68	12/49	UNB	S&J
Welch 09-C Water Reserve	12/18/09				12,591.09			
Welch 14-A Water Revenue	02/20/14	0.500 - 0.500	310,000	249,193	1,259.62	03/45	BPH	S&J
Welch 14-A Water Reserve	02/20/14				11,689.15			
Welch 15-A Water Revenue	06/17/15	0.500 - 0.500	3,540,088	3,042,306	13,720.58	12/46	BPH	S&J
Welch 15-A Water Reserve	06/17/15				133,464.39			
Welch 17-A Water Reserve	09/08/17				41,644.42			
Wellsburg 10-A Water & Sewer Revenue	10/27/10	2.000 - 2.000	215,000	118,188	1,664.99	06/31	BPH	S&J
Wellsburg 10-A Water & Sewer Reserve	10/27/10				13,071.97			
Wellsburg 11-A Water & Sewer Revenue	02/24/11	0.000 - 0.000	307,661	232,761	850.71	03/50	DEP	S&J
Wellsburg 11-A Water & Sewer Reserve	02/24/11				8,556.15			
Wellsburg 12-A Water & Sewer Revenue	03/01/12	2.000 - 2.000	2,435,000	1,633,492	17,460.33	12/33	BPH	S&J
Wellsburg 12-A Water & Sewer Reserve	03/01/12				132,229.19			
Wellsburg 15-A Water & Sewer Revenue	09/30/15	0.500 - 0.500	4,000,000	3,454,472	15,015.12	06/46	DEP	S&J
Wellsburg 15-A Water & Sewer Reserve	09/30/15				65,130.23			
Wellsburg 21-A Water & Sewer Revenue	06/10/21	0.000 - 0.000	5,889,074	518,989	0	06/46	BPH	S&J
Wellsburg 21-A Water & Sewer Reserve	06/10/21				0			

ACCOUNT NAME	ISSUE DATE	INTEREST	ORIGINAL ISSUANCE	6/30/2021 OUTSTANDING	6/30/2021 ACCT BALANCE	LAST DEBT	PAYING AGENT	BOND COUNSEL
West Dunbar PSD 20-A Sewer Revenue	01/13/20	0.250 - 0.250	10,040,000	10,006,395	0	12/59	DEP	JK
West Dunbar PSD 20-A Sewer Reserve	01/13/20				0			
West Hamlin 07-A Water & Sewer Reserve	06/28/07				25,166.49			
West Hamlin 80 Water & Sewer Reserve	12/15/80				42,496.53			
West Union 02 Water & Sewer Revenue	08/29/02	0.000 - 0.000	810,000	438,967	3,709.33	06/42	UNB	BR
West Union 02 Water & Sewer Reserve	08/29/02				21,530.57			
West Union 18-A Water & Sewer Revenue	12/20/18	1.000 - 1.000	3,177,709	2,752,063	12,714.79	12/58	UNB	S&J
West Union 18-A Water & Sewer Reserve	12/20/18				13,209.18			
West Union 98-C Water & Sewer Revenue	12/15/98	0.000 - 0.000	2,075,000	937,090	9,516.86	12/38	UNB	S&J
West Union 98-C Water & Sewer Reserve	12/15/98				55,155.73			
Weston 00-A Sewer Revenue	12/20/00	0.000 - 0.000	3,192,097	1,170,421	11,378.63	06/32	DEP	JK
Weston 00-A Sewer Reserve (R)*	12/20/00				106,419.91			
Weston 00-B Sewer Revenue	12/20/00	0.000 - 0.000	6,250,000	3,165,552	16,159.67	12/40	UNB	JK
Weston 00-B Sewer Reserve (R)*	12/20/00				162,364.31			
Weston 05-A Sewer Revenue	06/24/05	0.000 - 0.000	597,037	369,778	1,437.86	06/45	UNB	JK
Weston 05-A Sewer Reserve (R)*	06/24/05				15,410.31			
Weston 07-A Sewer Revenue	09/18/07	0.000 - 0.000	3,047,000	2,057,700	7,341.15	06/47	UNB	S&J
Weston 07-A Sewer Reserve (R)*	09/18/07				79,156.59			
Weston 11-A Sewer Revenue	08/16/11	0.000 - 0.000	1,168,000	883,919	2,814.34	06/51	UNB	S&J
Weston 11-A Sewer Reserve	08/16/11				27,667.32			
Weston 11-B Sewer Revenue	08/16/11	0.000 - 0.000	741,679	525,344	2,482.52	09/42	DEP	S&J
Weston 11-B Sewer Reserve (R)*	08/16/11				22,692.23			
Weston 13-A Sewer Revenue	02/01/13	0.000 - 0.000	586,986	422,543	2,132.58	06/41	DEP	S&J
Weston 13-A Sewer Reserve	02/01/13				17,234.03			
Weston 18-A Sewer Revenue	12/18/18	0.250 - 0.250	10,716,698	10,563,119	21,122.96	09/50	DEP	S&J
Weston 18-A Sewer Reserve	12/12/18				6,419.45			
Weston 18-C Sewer Revenue	12/18/18	2.000 - 2.000	1,325,000	1,300,623	4,956.91	09/50	UNB	S&J

ACCOUNT NAME	ISSUE DATE	INTEREST	ORIGINAL ISSUANCE	6/30/2021 OUTSTANDING	6/30/2021 ACCT BALANCE	LAST DEBT	PAYING AGENT	BOND COUNSEL
Weston 18-C Sewer Reserve	12/18/18				4,905.24			
Wetzel County PSD #1 06-A Water Reserve	06/27/06				50,069.75			
Wetzel County PSD #1 13-A Water Revenue	07/12/13	1.000 - 1.000	1,030,509	885,418	5,909.94	12/52	UNB	S&J
Wetzel County PSD #1 13-A Water Reserve	07/12/13				33,010.54			
Wetzel County PSD #1 16-A Water Revenue	12/15/16	1.000 - 1.000	534,500	494,575	1,650.51	12/56	UNB	S&J
Wetzel County PSD #1 16-A Water Reserve	12/15/16				6,033.41			
Wetzel County PSD #1 93-A Water Revenue	06/28/93	7.750 - 7.750	154,839	91,707	8,086.01	10/31	BNY	S&J
Wetzel County PSD #1 93-A Water Reserve	06/28/93				12,692.16			
Wetzel County PSD #1 93-B Water Revenue	06/28/93	0.000 - 0.000	5,161	1,456	601.46	10/31	BNY	S&J
Wetzel County PSD #1 93-B Water Reserve	06/28/93				249.23			
Wheeling 15 Civic Center Refunding GO	09/02/15	2.000 - 2.600	1,860,000	1,065,000	194,323.78	05/28	DTC	S&J
Wheeling 05-A Water & Sewer Revenue	05/03/05	2.000 - 2.000	14,500,000	4,579,913	114,100.17	12/26	DEP	S&J
Wheeling 05-A Water & Sewer Reserve	05/03/05				881,530.50			
Wheeling 10-B Water & Sewer Revenue	12/14/10	2.000 - 2.000	8,356,000	5,057,846	58,360.14	03/32	DEP	S&J
Wheeling 10-B Water & Sewer Reserve	12/14/10				467,153.21			
Wheeling 13 Water & Sewer Refunding Revenue	05/30/13	2.000 - 5.000	38,255,000	31,470,000	264,503.80	06/43	DTC	S&J
Wheeling 13 Water & Sewer Refunding Reserve	05/30/13				2,344,785.90			
Wheeling 15-A Water & Sewer Refunding Revenue	09/02/15	2.200 - 4.000	8,030,000	8,030,000	54,181.93	06/36	DTC	S&J
Wheeling 15-A Water & Sewer Refunding Reserve	09/02/15				570,117.27			
Wheeling 15-B Water & Sewer Refunding Revenue	09/02/15	0.850 - 3.000	2,425,000	125,000	23,143.87	06/22	DTC	S&J
Wheeling 15-B Water & Sewer Refunding Reserve (R)*	09/02/15				163,108.28			
Wheeling 18 Water & Sewer BAN	12/20/18	3.190 - 3.190	10,000,000	8,539,319	350,841.43	09/21	WESBK-WHEEL	S&J
Wheeling 20 Water & Sewer BAN	12/23/20	1.390 - 1.390	7,050,000	1,553,590	39,017.13	12/23	WESBK-WHEEL	S&J
White Oak PSD 92-A Sewer Revenue	08/12/92	7.750 - 7.750	319,355	189,145	15,119.47	10/31	BNY	S&J
White Oak PSD 92-A Sewer Reserve	08/12/92				26,177.72			
White Oak PSD 92-B Sewer Revenue	08/12/92	0.000 - 0.000	10,645	3,002	252.57	10/31	BNY	S&J
White Oak PSD 92-B Sewer Reserve	08/12/92				288.26			

ACCOUNT NAME	ISSUE DATE	INTEREST	ORIGINAL ISSUANCE	6/30/2021 OUTSTANDING	6/30/2021 ACCT BALANCE	LAST DEBT	PAYING AGENT	BOND COUNSEL
White Sulphur Springs 09-A Sewer Revenue	04/09/09	0.000 - 0.000	3,842,675	2,421,991	15,005.75	06/40	DEP	JK
White Sulphur Springs 09-A Sewer Reserve	04/09/09				129,970.71			
White Sulphur Springs 16-A Sewer Revenue	06/17/16	2.000 - 2.000	1,393,114	1,172,407	8,783.88	09/37	DEP	JK
White Sulphur Springs 16-A Sewer Reserve	06/17/16				33,053.11			
White Sulphur Springs 11-B Water Revenue	04/14/11	0.000 - 0.000	8,000,000	5,748,806	28,975.71	09/42	BPH	JK
White Sulphur Springs 11-B Water Reserve	04/14/11				270,971.63			
Whitmer 10-A Water Revenue	01/21/10	0.000 - 0.000	370,000	249,724	1,031.51	09/41	BPH	S&J
Whitmer 10-A Water Reserve	01/21/10				16,936.92			
Wilderness PSD 01-A Water Reserve	08/08/01				69,560.06			
Wilderness PSD 15-A Water Revenue	08/12/15	0.500 - 0.500	1,905,856	1,637,869	6,821.36	12/46	BPH	JK
Wilderness PSD 15-A Water Reserve	08/12/15				32,112.62			
Wilderness PSD 92 Water Reserve	07/15/92				20,630.64			
Wilderness PSD 97 Water Reserve	09/18/97				41,320.53			
Williamson 09-A Water & Sewer Reserve	07/02/09				57,112.75			
Williamson 86-B Water & Sewer Revenue	05/28/86	0.000 - 0.000	698,295	91,881	14,821.45	10/25	BNY	G&G
Williamson 86-B Water & Sewer Reserve	05/28/86				19,442.14			
Williamson 86-C Water & Sewer Reserve	05/28/86				106,068.09			
Williamson 96-A Water & Sewer Refunding Revenue	10/01/96	3.800 - 5.500	1,840,000	545,000	88,199.54	10/25	BK NY MELLON	VLF
Williamson 96-A Water & Sewer Refunding Reserve	10/01/96				130,702.25			
Williamstown 05-A Sewer Revenue	06/02/05	2.000 - 2.000	230,282	63,280	2,536.06	03/26	DEP	S&J
Williamstown 05-A Sewer Reserve	06/02/05				14,000.76			
Williamstown 09-A Sewer Revenue	12/09/09	0.000 - 0.000	800,000	592,200	2,296.69	12/49	DEP	G&G
Williamstown 09-A Sewer Reserve	12/09/09				21,630.87			
Williamstown 15-A Sewer Revenue	09/30/15	2.000 - 2.000	336,500	265,593	4,401.95	09/36	DEP	STB
Williamstown 15-A Sewer Reserve	09/30/15				10,566.85			
Williamstown 87-A1 Sewer Revenue	06/25/87	8.380 - 8.380	659,637	265,076	38,138.62	10/26	BNY	BR
Williamstown 87-A1 Sewer Reserve	06/25/87				58,010.71			

ACCOUNT NAME	ISSUE DATE	INTEREST	ORIGINAL ISSUANCE	6/30/2021 OUTSTANDING	6/30/2021 ACCT BALANCE	LAST DEBT	PAYING AGENT	BOND COUNSEL
Williamstown 87-A Sewer Revenue	06/25/87	9.750 - 9.750	15,551	5,976	1,110.04	10/25	BNY	BR
Williamstown 87-A Sewer Reserve	06/25/87				1,577.03			
Williamstown 87-B Sewer Revenue	06/25/87	0.000 - 0.000	169,539	26,593	4,921.66	10/26	BNY	BR
Williamstown 87-B Sewer Reserve	06/25/87				7,412.24			
Winfield 03 Sewer Revenue	01/09/03	2.000 - 2.000	99,250	10,351	670.21	03/23	DEP	G&G
Winfield 03 Sewer Reserve	01/09/03				6,035.09			
Winfield 04 Sewer Revenue	09/16/04	2.000 - 2.000	500,000	123,541	2,834.82	09/25	DEP	G&G
Winfield 04 Sewer Reserve	09/16/04				30,397.79			
Winfield 09-A Sewer Revenue	08/26/09	0.000 - 0.000	1,214,966	592,294	10,680.33	03/31	DEP	S&J
Winfield 09-A Sewer Reserve	08/26/09				60,788.77			
Winfield 20-A Sewer Reserve	04/24/20				34,859.28			
Winfield 86-A Sewer Revenue	12/15/86	8.380 - 8.380	381,884	153,462	21,804.80	10/26	BNY	VLF
Winfield 86-A Sewer Reserve	12/15/86				33,584.52			
Winfield 86-B Sewer Revenue	12/15/86	0.000 - 0.000	93,666	14,790	6,675.22	10/26	BNY	VLF
Winfield 86-B Sewer Reserve	12/15/86				6,488.62			
Wood County Schools 17 GO	05/09/17	2.000 - 4.000	41,140,000	32,340,000	10,251.53	06/32	DTC	STB
Wood County Schools 17 GO Sur Col	05/09/17				2,890,448.14			

ACTIVE BONDS FUNDED THROUGH DEBT FORGIVENESS

Issue Date		Issue Amount	Last DS*	Bond Holder
10/22/2015	Auburn Design Funding Assistance Note	303,000	Open	DEP
10/29/2009	Bath Water Revenue, Series B	2,193,910	2021	BPH
08/28/2019	Boone County PSD Funding Assistance	600,000	Open	BPH
01/22/2010	Canaan Valley PSD Sewer Revenue, Series B	1,958,455	2021	DEP
01/22/2021	Cedar Grove Funding Assistance	905,000	Open	DEP
08/08/2017	Central Boaz PSD Sewer Revenue, Series B	364,674	Open	DEP
05/21/2021	Central Hampshire PSD Water Revenue, Series B	900,000	Open	BPH
01/22/2010	Central WV Regional Airport Authority Improvement Rev, Series B	1,093,787	2021	DEP
07/31/2019	Century Volga PSD Funding Assistance	2,770,000	Open	DEP
07/09/2019	Chapmanville Water & Sewer Revenue, Series B	1,500,000	Open	DEP
01/13/2010	Charles Town Water & Sewer Revenue, Series B (Admin Fee only)	100,000	2031	BPH
03/30/2021	Clay Design Funding Assitance	545,000	Open	DEP
11/19/2020	Claywood Park PSD Water Revenue, Series B	196,000	Open	BPH
10/03/2019	Colfax PSD Funding Assistance	738,929	Open	DEP
01/27/2010	Coons Run PSD Water Revenue, Series B	1,200,000	2021	BPH
04/15/2021	Cowen PSD Water & Sewer Revenue, Series B	500,000	Open	BPH
07/22/2011	Crab Orchard-MacArthur PSD Sewer Revenue, Series B	492,706	2022	DEP
02/26/2021	Craigsville PSD Sewer Revenue, Series B	500,000	Open	DEP
01/30/2020	Elizabeth Sewer Revenue, Series B	1,000,000	Open	DEP
07/23/2020	Elizabeth Water Revenue, Series B	500,000	Open	BPH
01/21/2010	Fairmont Water Revenue, Series B	4,447,618	2021	BPH
11/12/2009	Grantsville Sewer Revenue, Series B	2,200,300	2021	DEP
03/02/2021	Grantsville Design Funding Assistance	285,000	Open	DEP
07/20/2016	Greater Harrison County PSD Sewer Revenue, Series B	500,000	Open	DEP
08/26/2019	Greater Harrison County PSD Sewer Revenue, Series D	1,500,000	Open	DEP
07/30/2020	Greater Harrison County PSD Sewer Revenue, Series B	1,000,000	Open	DEP
01/29/2010	Greater St. Albans PSD Sewer Revenue, Series B	2,807,210	2021	DEP
12/21/2017	Hancock County PSD Sewer Revenue, Series B	496,133	Open	DEP
12/15/2009	Kanawha (Chelyan) PSD Sewer Revenue, Series B	2,537,569	2021	DEP
04/23/2019	Lashmeet PSD Design Funding Assistance Note	188,477	Open	BPH
12/09/2020	Lashmeet PSD Design Funding Assistance Note	251,950	Open	BPH
11/20/2009	Leon Sewer Revenue, Series B	1,097,917	2021	DEP
01/29/2010	Lincoln County Commission Green Project Note, Series B	718,626	2021	DEP
05/27/2021	McDowell County PSD 21 Funding Assistance	1,207,470	Open	DEP
01/28/2010	Morgantown Water & Sewer Revenue, Series B	81,600	2022	DEP
12/06/2016	New Haven PSD Funding Assistance	1,947,707	Open	DEP
04/23/2019	New Haven PSD Funding Assistance, Contract 19	160,508	Open	BPH
11/12/2009	Nitro Sewer Revenue, Series B	1,125,000	2021	DEP
10/29/2009	North Beckley PSD Sewer Revenue, Series B	2,415,521	2021	DEP
02/27/2020	Nutter Fort Sewer Revenue, Series B	1,000,000	Open	DEP
08/17/2018	Oceana Sewer Revenue, Series B	100,000	Open	DEP
03/30/2021	Oceana Water Revenue, Series B	140,000	Open	BPH
01/30/2020	Page-Kincaid PSD Design Funding Assistance	345,500	Open	DEP
04/16/2009	Petersburg Water Revenue, Series B	5,000,000	Open	BPH
04/15/2021	Preston County PSD Sewer Revenue, Series B	1,000,000	Open	DEP
06/26/2009	Putnam PSD Sewer Revenue, Series B	1,050,000	2021	DEP
12/04/2009	Putnam PSD Water Revenue, Series B (Admin Fee only)	100,000	2030	BPH
12/09/2020	Ronceverte Water Revenue, Series B	1,300,000	Open	BPH

ACTIVE BONDS FUNDED THROUGH DEBT FORGIVENESS

Issue Date		Issue Amount	Last DS*	Bond Holder
01/14/2010	Salem Water Revenue, Series B	927,000	2021	BPH
01/28/2021	Salt Rock Water PSD Revenue, Series B	610,612	Open	BPH
12/18/2009	Scotts Run PSD Sewer Revenue, Series B	3,939,585	2021	DEP
11/20/2009	St Marys Water & Sewer Revenue, Series B	2,067,400	2021	DEP
01/07/2010	Sugar Creek PSD Water Revenue, Series B	396,500	2021	BPH
01/14/2010	Sun Valley PSD Water Revenue, Series C	1,773,000	2021	BPH
11/20/2009	Union PSD Sewer Revenue, Series B	1,363,613	2021	DEP
12/02/2009	Wardensville Sewer Revenue, Series B	179,782	2021	DEP
06/02/2020	Webster Springs PSD Funding Assistance	2,770,017	Open	DEP
12/18/2009	Welch Water Revenue, Series B	625,000	2021	DEP
06/10/2021	Wellsburg Water & Sewer Revenue, Series B	700,000	Open	BPH
01/13/2020	West Dunbar PSD Sewer Revenue, Series B	1,000,000	Open	DEP
04/14/2011	White Sulphur Springs Water Revenue, Series A	4,252,750	2022	BPH
01/21/2010	Whitmer Water Revenue, Series B	2,117,573	2021	BPH
12/09/2009	Williamstown Sewer Revenue, Series B	660,000	2021	DEP
08/26/2009	Winfield Sewer Revenue, Series B	1,023,934	2021	DEP
01/28/2010	WV American Water Company Water Revenue Note, Series B	1,925,000	2021	BPH

*When Last DS is commented "Open", the issue is deemed no longer outstanding after the last advance is forgiven.

Disclaimer

*All attempts have been made to assure the accuracy of these debt forgiveness issues.
No guarantee should be assumed.*