

NINETY-FIFTH
ANNUAL REPORT



WEST VIRGINIA MUNICIPAL BOND COMMISSION

ANNUAL SUMMARY OF RECEIPTS & DISBURSEMENTS
JULY 1, 2015 – JUNE 30, 2016

WEST VIRGINIA MUNICIPAL BOND COMMISSION

Suite 1117
900 Pennsylvania Avenue
Charleston WV 25302
(304) 558-3971
Fax (304) 558-1280
munibondcomm@wv.gov
<http://mbc.wv.gov>

MARK MATKOVICH
STATE TAX COMMISSIONER, CHAIR

JOHN D. PERDUE
STATE TREASURER

LISA A. HOPKINS
STATE AUDITOR

JOHN ROACH
MEMBER

LARRY CHAPMAN
MEMBER

SARA L. ROGERS
EXECUTIVE DIRECTOR

PATRICIA A. LANHAM
ADMINISTRATIVE ASSISTANT

TAMMY L. GARNER
OFFICE ASSISTANT

TABLE OF CONTENTS

Annual Summary of Receipts and Disbursements

Report of the Executive Director

Summary of Investments

Debt Service Accounts

Deposits for Investments

Paid Out Bond Issues

New Bond Issues

Bond Counsel Listing

Paying Agent Banks and Governmental Listings

Active Bond Accounts

Active Bonds Funded through Debt Forgiveness

**WEST VIRGINIA
MUNICIPAL BOND COMMISSION**

**Annual Summary of
Receipts and Disbursements
July 1, 2015 - June 30, 2016**

Account Numbers 7250 and 7251

	FY 14-15	FY 15-16
Beginning Balance, July 1	\$ 199,426,383.73	\$ 187,474,869.81
Add: Remittances	239,636,660.84	302,409,756.44
Public Utility Taxes	7,734,777.88	7,355,917.03
Interest Earned on:		
Escrowed Investments	311,294.94	493,344.30
Pool Investments	55,777.35	279,049.54
Discount Earned on:		
Matured Escrowed Investments	0.00	0.00
Miscellaneous	0.00	3.61
Total Receipts	247,738,511.01	310,538,070.92
Beginning Balance plus Receipts	447,164,894.74	498,012,940.73
Less: Principal Paid	193,594,056.37	223,021,282.60
Interest Paid	61,035,778.26	59,711,982.43
Bondholder Adm Fee Paid	3,412,543.71	3,520,567.40
Premium Paid on:		
Matured Escrowed Investments	204.84	0.00
Bonds Retired Early	145,650.00	1,428,479.87
Refunds to Issuers	1,148,103.25	7,379,772.89
Bank Fees Paid	3,010.00	3,300.00
MBC Fees Paid	349,433.50	320,597.59
BTI Fees Paid	1,245.00	800.00
Miscellaneous	0.00	0.00
Total Disbursements	259,690,024.93	295,386,782.78
Ending Balance, June 30	\$ 187,474,869.81	\$ 202,626,157.95

THE MUNICIPAL BOND COMMISSION

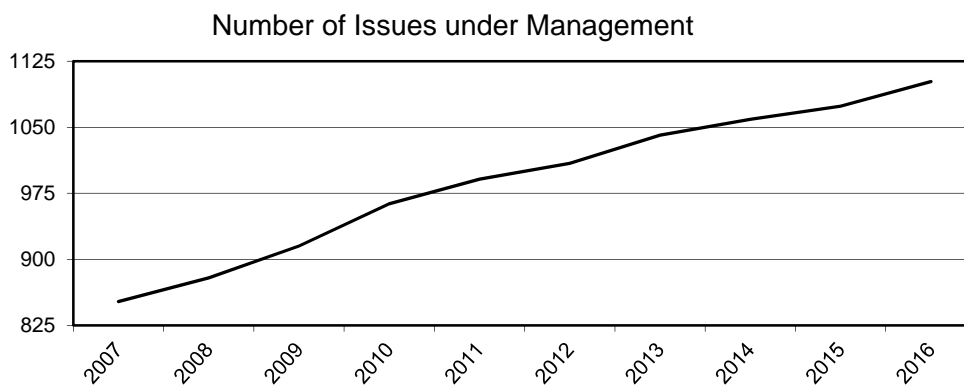
Report of the Executive Director

In 1921, The West Virginia Legislature created the State Sinking Fund Commission to act as the fiscal agent/trustee for the bond issues of the State and its political subdivisions. The agency was charged with the responsibility of receiving the deposits of the various issuers, investing them for a reasonable return consistent with State statute and bond ordinance requirements, disbursing funds to the appropriate paying agent banks or bondholders to meet debt services, receiving and reconciling cancelled securities, maintaining and reporting the financial accounts of each depositor, and aiding the issuers in the management of their resources. The agency would encourage the financial growth of the State by helping to maintain a receptive financial market for West Virginia bond issues through professional management services and to provide a central information source. In 1977, the name of the Commission was changed to the Municipal Bond Commission.

The Commission is composed of five members: State Tax Commissioner Mark Matkovich, Chairman; State Treasurer John D. Perdue, member; State Auditor Lisa A Hopkins, member; Larry Chapman of Gilmer County, member; and John Roach, former Mayor of Oceana, Wyoming County, member. The Commission elects an Executive Director who is responsible for the day to day operations of the Commission. The Commission meets periodically to oversee the operations of the staff.

Under State statute, the Commission is appointed as fiscal agent for all general obligation (tax levy) bond issues of the county commissions, municipalities, and school districts of the State. It determines levy requirements for all such issues each year. In the ninety-five years since the creation of the Commission, the State has not had a default or slow payment on any general obligation issue in the State.

The Commission is also appointed fiscal agent for revenue bond issues of municipalities and their utilities. Additional accounts are maintained for State agency



revenue bonds, colleges and universities. The Commission also serves as fiscal agent for most, though not all, public service districts. It does not handle State general obligation bonds (roads and schools), State

and local housing bonds, Parkway Authority, School Building Authority bond issues, or

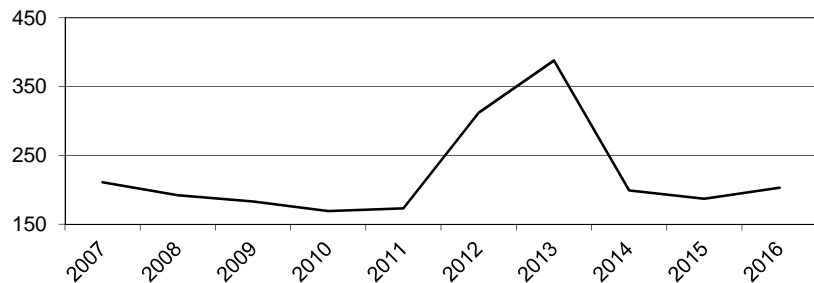
any industrial development bond issues. The Commission works closely with the WV Infrastructure and Jobs Development Council, the Water Development Authority, the WV Department of Environmental Protection, and the WV Bureau of Public Health in the management of their water and sewer infrastructure projects. The Commission also maintains many reserve accounts for the US Department of Agriculture bond issues. At present, 1,096 bond issues and 2,530 accounts are under supervision.

For eighty-four years, the Legislature has made a blanket appropriation annually to cover possible deficiencies that could arise in State and general obligation sinking fund accounts. This act, in part, reads:

Sinking Fund Deficiencies-There is hereby appropriated to the Governor a sufficient amount to meet a deficiency that may arise...in the funds of the Municipal Bond Commission because of the failure of any State agency for either general obligation or revenue bonds or any local taxing district for general obligation bonds to remit funds necessary for the payment of interest and sinking fund requirement. The Governor is authorized to transfer from time to time such amounts to the Municipal Bond Commission as may be necessary for (this purpose).

Standard & Poor has recognized this annual Legislative appropriation and the Commission's management as a Credit Enhancement Program. S&P comments favorably on the Commission's oversight program of all local general obligation debt in this rating. Moody's has also recognized the supervision of the Commission.

Total Managed Assets (in millions)



The Commission also maintains discretionary accounts, called 7251, where State and local governments may deposit surplus funds for investment. All funds on deposit with the Commission are invested to earn interest. As of June 30, 2016, the Commission held the following managed assets:

Pool Investments	\$156,650,405.96
Escrowed Investments	<u>28,897,669.22</u>
Total Investments	\$185,548,075.18
Cash	<u>17,078,082.77</u>
Total Managed Assets	<u>\$202,626,157.95</u>

This is an increase of 8.1% compared with a year earlier.

Pool investments of the Commission are held in a Government Money Market Pool, which is maintained at the Board of Treasury Investments. This Pool is limited to full faith and credit US Treasury and Agency investments of less than 13 months maturity and has an average portfolio maturity not exceeding 90 days. Other

investments held by the Commission, primarily escrowed investments held in trust to defease specific bond issues, are maintained in separate accounts outside the Pool. These investments are made only at the direction of the issuers. The Pool's yield increased for the fiscal year to an average of 0.14%.

RECENT DEVELOPMENTS

The Commission recently completed a seven year project of scanning bond transcripts and posting them to the website. Recent transcripts are received electronically and those are uploaded. This allows for easier access for local issuers and bond holders to obtain their necessary data. Currently there are over 1,100 transcripts available at the agency's website.

With the 1,096 issues managed at the end of the fiscal year, the original principal outstanding was \$3.344 billion. Current total principal outstanding of these issues is \$2.376 billion. Many issues have not yet drawn their full loan.

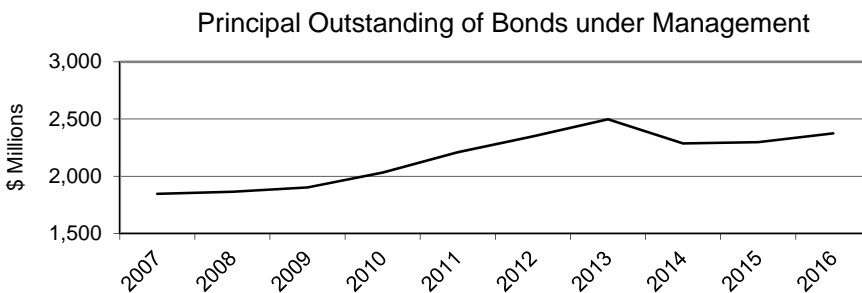
The majority of the issues the Commission handles are Water and Sewer projects, this is followed by County Schools and Higher Education.

Percent		Principal Outstanding
75.7	Water and/or Sewer	\$ 1,798,314,903
15.1	County Schools	359,970,000
8.8	Higher Education	209,000,000
<u>0.4</u>	Other	<u>9,169,574</u>
100.0		\$ 2,376,454,477

The Commission handles a small number of issues for BANS, Parking, Improvements, Civic Center and Hospitals. The Commission serves as fiscal agent for issues from every county in the state, as well as some State government issues.

Since 1991, the Commission has financed its operations from fees assessed for its services. This fee will remain at the same rate this coming fiscal year. It will be at

23/100 of 1% of the debt service paid for each issue, with a maximum of no more than \$2,000 per issue or series per year.



7250

SUMMARY OF INVESTMENTS AS OF JUNE 30, 2016
(at cost)

7250

	<u>June 30, 2015</u>	<u>June 30, 2016</u>
Investment Pool	\$ 170,039,075.08	\$ 156,650,405.96
Escrowed Investments:		
Public Service Districts:		
Berkeley PSD 07-A Sewer	0.00	3,725,004.00
Berkeley PSD 09 Water	0.00	5,960,821.35
Municipal Revenues:		
Wheeling 10-A Water & Sewer	824,894.00	0.00
County School General Obligation:		
Braxton 08	0.00	13,100,274.30
Ohio 93	8,402,265.43	6,111,569.57
Total Escrowed Investments:	<u>9,227,159.43</u>	<u>28,897,669.22</u>
TOTAL INVESTMENTS	<u>\$ 179,266,234.51</u>	<u>\$ 185,548,075.18</u>

DEBT SERVICE ACCOUNTS

	COLLEGES & UNIVERSITIES	COUNTY GENERAL OBLIGATION	COUNTY REVENUE	COUNTY SCHOOL DISTRICTS	PUBLIC SERVICE DISTRICTS	MUNICIPAL GENERAL OBLIGATION	MUNICIPAL REVENUE	TOTAL
Beginning Balance, July 1, 2015	\$ 2,304,833	\$ 150,851	\$ 1,092,886	\$ 42,375,653	\$ 53,422,815	\$ 511,498	\$ 82,345,437	\$ 182,203,974
Add: Remittances	19,528,433	57,969	2,656,113	93,334,524	67,004,338	1,970,353	117,770,643	302,322,372
Public Utility Taxes	0	74,983	0	7,255,604	0	25,330	0	7,355,917
Interest Earned on:								
Escrowed Investments	0	0	0	331,864	25,983	0	135,497	493,344
Pool Investments	7,247	262	2,255	75,715	76,236	526	109,685	271,926
Discount Earned on:								
Matured Escrowed Investments	0	0	0	0	0	0	0	0
Miscellaneous	0	0	664	0	151,562	0	0	152,226
Total Receipts	\$ 19,535,680	\$ 133,214	\$ 2,659,032	\$ 100,997,706	\$ 67,258,120	\$ 1,996,209	\$ 118,015,825	\$ 310,595,786
Beginning Balance plus Receipts	21,840,513	284,066	3,751,918	143,373,359	120,680,935	2,507,707	200,361,262	492,799,760
Less: Principal Paid	8,155,000	110,000	1,463,540	67,885,000	43,084,520	1,895,000	100,428,223	223,021,283
Interest Paid	11,467,781	22,205	1,041,209	15,471,043	11,753,182	60,125	19,896,438	59,711,982
Bondholder Adm Fee Paid	0	0	51,016	0	1,104,504	0	2,365,048	3,520,567
Premium Paid on:								
Matured Escrowed Investments	0	0	0	1,317,709	0	0	110,771	1,428,480
Bonds Retired Early	0	0	0	0	0	0	0	0
Refunds to Issuers	230,961	0	0	4,521,198	1,644,535	2,391	383,186	6,782,271
Bank Fees Paid	0	0	0	1,144	102	0	2,054	3,300
MBC Fees Paid	13,039	304	5,878	48,688	100,867	281,378	149,431	599,585
BTI Fees Paid	0	0	0	602	104	0	94	800
Miscellaneous	0	0	0	664	0	0	151,562	152,226
Total Disbursements	\$ 19,866,781	\$ 132,509	\$ 2,561,643	\$ 89,246,049	\$ 57,687,813	\$ 2,238,894	\$ 123,486,806	\$ 295,220,495
Ending Balance, June 30, 2016	\$ 1,973,732	\$ 151,557	\$ 1,190,275	\$ 54,127,310	\$ 62,993,122	\$ 268,813	\$ 76,874,456	\$ 197,579,265

STATEMENT OF 7250 DEBT SERVICE ACCOUNT

	Account Balance		Principal Outstanding June 30, 2016	% Chg in \$ Amount 2015-2016	Number of Issues	Prin Out Net of Escrow Issues June 30, 2016
	June 30, 2015	June 30, 2016				
<u>State Issues:</u>						
Colleges & Universities	\$ 2,304,833.13	\$ 1,973,732.16	\$ 209,000,000	-3.76%	6	\$ 209,000,000
<u>County Issues:</u>						
County Commission Revenue	1,092,886.22	1,190,275.49	46,740,865	-1.30%	16	46,740,865
County Commission General Obligation	150,851.65	151,556.95	310,000	-26.19%	1	310,000
County School General Obligation	42,375,653.09	54,127,310.42	359,970,000	-6.89%	24	345,520,000
	<u>43,619,390.96</u>	<u>55,469,142.86</u>	<u>407,020,865</u>		<u>41</u>	<u>392,570,865</u>
<u>Municipal Issues:</u>						
Municipal Revenue	82,345,437.16	76,874,454.63	953,408,262	+2.26%	533	953,408,262
Municipal General Obligation	511,498.16	268,812.91	1,720,000	-1.99%	1	1,720,000
	<u>82,856,935.32</u>	<u>77,143,267.54</u>	<u>955,128,262</u>		<u>534</u>	<u>955,128,262</u>
<u>Public Service Districts:</u>	53,422,815.13	62,993,128.00	805,305,350	+13.16%	514	795,860,350
Public Utility Taxes Suspense Account	0.00	0.00				
Bank Commission Suspense Account	198.75	198.68				
	<u>182,204,173.29</u>	<u>197,579,469.24</u>	<u>2,376,454,477</u>	<u>3.45%</u>	<u>1,095</u>	<u>2,352,559,477</u>
Cash	\$ 2,938,938.78	\$ 17,076,794.43				
Escrowed Investments	9,227,159.43	28,897,669.22				
Pool Investments	170,039,075.08	151,605,005.59				
	<u>\$ 182,205,173.29</u>	<u>\$ 197,579,469.24</u>				
Percentage Change		8.44%				

7251	DEPOSITS FOR INVESTMENT			7251
	<u>STATE</u>	<u>LOCAL CURRENT EXPENSE</u>	<u>LOCAL CAP. OUTLAY & PERM. IMP.</u>	<u>7251 GRAND TOTAL</u>
Beginning Balance July 1, 2015	\$ 2,067,891.76	\$ 3,201,655.63	\$ 1,148.09	\$ 5,270,695.48
Add: Remittance Int. Earned Pool	0.00 <u>2,822.50</u>	87,284.00 <u>4,298.89</u>	0.00 <u>2.27</u>	87,284.00 <u>7,123.66</u>
Beginning Balance plus Receipts	2,070,714.26	3,293,238.52	1,150.36	5,365,103.14
Less: Refunds Miscellaneous	66,336.54 <u>0.00</u>	252,077.91 <u>0.00</u>	0.00 <u>0.00</u>	318,414.45 <u>0.00</u>
Ending Balance June 30, 2016	<u>\$ 2,004,377.72</u>	<u>\$ 3,041,160.61</u>	<u>\$ 1,150.36</u>	<u>\$ 5,046,688.69</u>

SUMMARY OF INVESTMENTS OUTSTANDING AS OF JUNE 30, 2016

(All investments for 7251 are in the Board of Treasury
Investment's Government Money Market Pool, and are carried at cost.)

<u>Account</u>	<u>June 30, 2015</u>	<u>June 30, 2016</u>
State Discretionary	\$ 2,067,219.63	\$ 2,004,042.13
Local Current Expense	3,201,402.03	3,040,700.92
Capitol Outlay/Permanent Impr.	<u>655.03</u>	<u>657.30</u>
Total Investments	5,269,276.69	5,045,400.35
Cash	<u>1,418.79</u>	<u>1,288.34</u>
Total	<u>\$ 5,270,695.48</u>	<u>\$ 5,046,688.69</u>

PAID OUT ISSUES ADMINISTERED BY THE MUNICIPAL BOND COMMISSION

July 1, 2015 - June 30, 2016

<u>Issue Date</u>	<u>Issue Amount</u>	<u>Issue</u>	<u>Paid Out</u>
10/28/2010	\$ 175,700	Adrian 10-A Water Revenue	12/01/2015
11/15/1994	37,540	Armstrong PSD (Deepwater) 94-B Sewer Revenue	03/01/2016
12/21/2007	2,300,000	Berkeley County Water PSD 07-A Revenue - Called	12/01/2015
01/24/2008	9,500,000	Berkeley County Water PSD 08 Revenue - Called	12/01/2015
07/20/1994	518,919	Boone-Raleigh PSD 94-B Sewer Revenue	09/01/2016
11/05/2012	4,075,000	Brooke County Schools 12 Ref GO	05/01/2016
06/06/2006	60,455,000	Cabell County Schools 06 GO - Called	05/01/2016
12/01/2002	4,135,000	Charles Town 02-C Water & Sewer Revenue - Called	12/01/2015
12/01/2019	7,120,000	Charles Town 09-A Water & Sewer Revenue - Called	12/01/2015
12/01/2002	5,160,000	Charleston 02-B Sewer Ref Revenue - Called	05/01/2016
03/08/2005	8,710,000	Charleston 05-A Parking Ref Revenue	06/01/2016
06/01/2003	975,000	Claywood Park 03 Water Ref Revenue - Called	05/09/2016
10/01/2001	2,240,000	Flatwoods-Canoe Run PSD 01 Water Imp & Ref - Called	05/06/2016
01/03/2002	1,500,000	Grafton 02 Hospital Refunding Revenue - Called	10/28/2015
10/28/2015	2,999,930	Grafton 15-A Hospital Refunding Revenue - Restructured	06/28/2016
10/28/2015	650,000	Grafton 15-B Hospital Refunding Revenue - Restructured	06/28/2016
12/27/2007	5,500,000	Huntington Sewer 07 Ref Revenue - Called	05/01/2016
06/01/2004	12,000,000	Mason County Schools 04 GO	06/01/2016
11/21/2013	157,500	Mill Creek 13-A Water Revenue - Called	11/12/2015
02/08/2001	3,812,470	Morgantown 01-A Water & Sewer Revenue	12/01/2015
04/27/1995	1,601,477	Morgantown 95 Water & Sewer Revenue	12/01/2015
12/27/1994	498,666	New Cumberland 94-B Water & Sewer Revenue	03/01/2016
12/01/2002	1,860,000	Northern Wayne Cty PSD Sewer 02-A Ref Rev - Called	05/06/2016
08/01/2005	34,950,000	Parkersburg 05-A Water & Sewer Revenue - Called	09/01/2015
06/15/2006	17,425,000	Parkersburg 06-C Water & Sewer Revenue - Called	09/01/2015
06/01/2003	670,000	Parkersburg Parking 03-A Revenue - Called	04/04/2016
03/02/1995	739,532	Petersburg 95 Sewer Revenue	03/01/2016
04/04/1996	344,416	Union PSD 96 Sewer Revenue - Called	03/01/2016
08/26/1994	1,423,158	Warm Springs PSD 94 Sewer Revenue	09/01/2015
09/26/2006	12,000,000	Wheeling 06-A Water & Sewer Revenue - Called	06/01/2016
04/22/2010	4,455,000	Wheeling 10-A Water & Sewer Revenue	06/01/2016
02/01/2003	2,600,000	Wheeling Civic Center 03 GO	09/18/2016
08/31/2004	<u>167,260,000</u>	WV Higher Education Facilities 04-B Revenue	04/01/2016
	<u>\$ 377,849,308</u>	33 Paid Out Issues	

NEW BONDS ISSUES TO BE ADMINISTERED BY THE MUNICIPAL BOND COMMISSION

July 1, 2015 - June 30, 2016

<u>Issue Date</u>	<u>Issue Amount</u>	<u>Issue</u>	<u>Final Maturity</u>
12/17/2015	\$ 3,517,184	Adrian PSD 15-A Water Revenue	12/01/2055
10/22/2015	3,740,214	Beckley 15-A Sewer Revenue	06/01/2046
02/24/2016	163,871	Berkeley County Sewer PSD 16-A Revenue	06/01/2036
04/21/2016	29,300,000	Berkeley County Sewer PSD 16-B Revenue	06/01/2046
10/01/2015	9,910,000	Berkeley County PSD 15-C Water Ref Revenue	12/01/2037
10/01/2015	2,150,000	Berkeley County PSD 15-D Water Ref Revenue	12/01/2025
12/01/2015	5,460,000	Berkeley County PSD 15-E Water Refunding Revenue	12/01/2028
06/30/2016	11,860,000	Braxton County Schools 16 Refunding GO	05/01/2029
02/18/2016	3,755,000	Buckhannon 16-A Water Revenue	03/01/2036
11/20/2015	2,410,063	Burnsville 15-A Water Revenue	09/01/2055
10/06/2015	29,120,000	Cabell County Schools 15 Refunding GO	05/01/2021
11/19/2015	2,750,000	Charles Town 15-A Water & Sewer Refunding Revenue	12/01/2032
11/19/2015	4,355,000	Charles Town 15-B Water & Sewer Refunding Revenue	10/01/2028
03/17/2016	7,695,000	Charles Town 16-A Water & Sewer Revenue	03/01/2046
07/22/2015	1,500,000	Clay-Battelle PSD 15-A Water Revenue	03/01/2037
07/22/2015	3,879,958	Clay-Battelle PSD 15-B Water Revenue	03/01/2047
04/22/2016	2,990,000	Claywood Park PSD 16 Water Ref Revenue	11/01/2042
06/02/2016	4,343,944	Claywood Park PSD 16-A Water Revenue	09/01/2047
01/21/2016	2,892,500	Cowen PSD 16-A Water & Sewer Revenue	06/01/2048
03/16/2016	1,278,826	Eastern Wyoming PSD 16-A Water Revenue	03/01/2056
12/09/2015	15,500,000	Elkins 15-C Water Revenue	12/01/2055
05/05/2016	1,811,000	Flatwoods-Canoe Run PSD 16-A Water Refunding Revenue	09/01/2031
11/18/2015	96,600	Gary 15-A Sewer Revenue	12/01/2025
10/28/2015	2,999,930	Grafton 15-A Hospital Revenue	10/01/2045
10/28/2015	650,000	Grafton 15-B Hospital Revenue	10/01/2045
06/23/2016	126,000	Grant County PSD 16-A Water Refunding Revenue	08/01/2024
06/23/2016	119,600	Grant County PSD 16-B Water Refunding Revenue	09/01/2030
06/23/2016	337,000	Grant County PSD 16-C Water Refunding Revenue	08/01/2031
08/28/2015	400,000	Grantsville 15-A Water Revenue	09/01/2031
06/17/2016	16,822,000	Greater St Albans PSD 16-A Sewer Revenue	03/01/2047
08/18/2015	207,136	Hartford 15-A Water Revenue	03/01/2046
04/08/2016	2,816,000	Huntington 16-A Sewer Refunding Revenue	11/01/2023
01/20/2016	2,650,109	Lewis County EDA 16-A Water Revenue	12/01/2055
09/02/2015	907,000	Logan County PSD 15-B Water Revenue	12/01/2046
06/03/2016	2,291,493	Mason 16-A Water & Sewer Revenue	09/01/2047
01/12/2016	619,888	Meadow Creek PSD 16-A Sewer Revenue	09/01/2047
11/10/2015	3,750,000	Mill Creek 15-A Water Revenue	09/01/2055
05/26/2016	2,000,000	Milton 16-A Water Revenue	06/01/2034
08/27/2015	337,415	New Haven 15-A Water Revenue	03/01/2046
12/03/2015	6,735,000	Nitro 15 Sewer BAN	01/01/2019
12/03/2015	679,519	Nitro 15-A Sewer Revenue	12/01/2039
05/05/2016	1,067,000	Northern Wayne County PSD 16-A Sewer Refunding Revenue	03/01/2029

NEW BONDS ISSUES TO BE ADMINISTERED BY THE MUNICIPAL BOND COMMISSION

July 1, 2015 - June 30, 2016

<u>Issue Date</u>	<u>Issue Amount</u>	<u>Issue</u>	<u>Final Maturity</u>
08/31/2015	17,905,000	Parkersburg 15-A Water & Sewer Refunding Revenue	08/01/2025
08/31/2015	5,800,000	Parkersburg 15-B Water & Sewer Refunding Revenue	08/01/2020
12/17/2015	8,276,500	Ripley 15-A Sewer Revenue	09/01/2047
08/18/2015	14,481,456	Ronceverte 15-A Sewer Revenue	06/01/2055
05/06/2016	6,978,924	Shady Spring PSD 16 Sewer Revenue	03/01/2048
07/01/2015	1,915,000	Union-Williams PSD 15 Water Revenue	07/01/2030
04/15/2016	2,900,000	Weirton 16-A Water Revenue	05/01/2036
09/30/2015	4,000,000	Wellsburg 15-A Water & Sewer Revenue	06/01/2046
09/02/2015	1,860,000	Wheeling 15 Civic Center Refunding GO	05/01/2028
09/02/2015	8,030,000	Wheeling 15-A Water & Sewer Refunding Revenue	06/01/2036
09/02/2015	2,425,000	Wheeling 15-B Water & Sewer Refunding Revenue	06/01/2022
06/17/2016	1,393,114	White Sulphur Springs 16-A Sewer Revenue	09/01/2037
08/12/2015	1,905,856	Wilderness PSD 15-A Water Revenue	12/01/2046
09/30/2015	336,500	Williamstown 15-A Sewer Revenue	09/01/2036
	<u>\$ 274,201,600</u>	56 New Issues	

BOND COUNSELS

<u>Code</u>	<u>Name</u>	<u>Address</u>	<u>Telephone</u>
BRD/BRM	Bowles, Rice, McDavid, Graff & Love	501 Avery St, PO Box 49, Parkersburg, WV 26101-0049	304-485-8500
DM	Dan Marshall	515 Market St, Ste 2001, PO Box 61, Parkersburg, WV 26102	304-485-0071
G&G	Goodwin & Goodwin	300 Summers St, Suite 1500, Charleston, WV 25301	304-346-7000
H&P	John Poffenbarger (Hamb & Poffenbarger)	213 Hale Street, Charleston, WV 25301	304-342-1678
JK	Jackson Kelly	1600 Laidley Tower, Box 553, Charleston, WV 25322	304-340-1000
JTP	John T Poffenbarger	213 Hale Street, Charleston, WV 25301	304-342-1678
LFG	Lewis, Glasser, Casey & Rollins	BB&T Sq, 300 Summers St, Ste 700, Charleston, WV 25301	304-345-2000
S&J	Steptoe & Johnson	Chase Tower, 8th Floor, PO Box 1588, Charleston, WV 25326	304-598-8000
STB	Spilman, Thomas & Battle	300 Kanawha Blvd E., PO Box 273, Charleston, WV 25321	304-340-3800
VLF	Vaughan Law Firm	2020 Kanawha Blvd East, Charleston, WV 25311	304-342-3900
V&W/VWL	Vaughan & Withrow	2020 Kanawha Blvd East, Charleston, WV 25311	304-342-3900

PAYING AGENT BANKS - PUBLIC BONDHOLDERS

<u>CODE</u>	<u>PAYING AGENT</u>	<u>BANK NAME AND ADDRESS</u>
BBT:BH	BBT-Gov Finance	BB&T Governmental Finance, 223 W Nash Street, Wilson, NC 27893
BK OF NEW YORK	Bank of New York	Bank of New York, 385 Rifle Camp Road, 3rd Floor, Corporate Trust, Woodland Park, NJ 07424
DAVIS TR:BH	Davis Trust Co	Davis Trust Co, 227 Davis Ave, PO Box 1429, Elkins, WV 26241-1429
DTC	Depository Trust	Depository Trust Company, 55 Water Street, New York, NY 10041
FARMERS:BH	Farmers National Bk	Farmers National Bank, 20 South Broad Street, Canfield, OH 44406
FNB:BH	First National Bank	Pacific Coast Bankers' Bank, One Cedar Street, PO Box 457, Ronceverte, WV 24970
FNBRB:BH	First Neighborhood Bk	Pacific Coast Bankers' Bank, 4416 Emerson Avenue, Parkersburg, WV 26104
JPMC:BH	JP Morgan Chase	JP Morgan Chase, 370 South Cleveland Ave, Floor 2, Westerville, OH 43081
MCNB	MCNB Bank & Trust	MCNB Bank & Trust, 75 Wyoming Street, Welch, WV 24801
MVB:BH	MVB Bank	MVB Bank, 1000 Johnson Avenue, Bridgeport, WV 26330
OVB:BH	Ohio Valley Bank	Ohio Valley Bank Comp, 420 3rd Avenue, Gallipolis, OH 45631
PVB	Page Valley Bank	Page Valley Bank, 17 W Main Street, Luray, VA 22835
PB:BH	Peoples Bank	Peoples Bank, 101 5th Aveune, Huntington, WV 25701
PRMR:BH	Premier Bank	Premier Bank, 300 State St., Madison, WV 25130
ROM	Bank of Romney	Bank of Romney, PO Box 876, Romney, WV 26757
SIGNBK:BH	Signature Bank	Signature Bank, 600 Washington Ave., Sutie 305, Towson, MD 21204
SUMMIT CM B	Summit Bank	Summit Community Bank, 310 N Main St, Moorefield, WV 26836
UB:BH	United Bank	United Bank, 990 Elmer Prince Drive, Morgantown, WV 26505
UNITED B-CHAS	United Bank-Chas	United Bank, Trust Dept, PO Box 393, Charleston, WV 25322
WESBK-WHEEL	Wesbanco-Wheeling	WesBanco (Wheeling Dollar S&T), Trust Dept, 1 Bank Plaza, Wheeling, WV 26003-3562

PAYING AGENT BANKS - GOVERNMENTAL BONDHOLDERS

CODE	PAYING AGENT	BANK NAME AND ADDRESS	AGENCY
BNY	Bank of New York	Bank of NY, 385 Rifle Camp Rd, 3rd Floor, Corp Trust, Woodland Park, NJ 07424	WDA
BBT	BB&T	BB&T, 300 Summers Street, Charleston, WV 25301	WDA
BPH	BPH	Bureau of Public Health, Internal Governmental Transfer	BPH
GMAC-CPLT1:B1T	Wells Fargo/Berkadia	Berkadia Commerical Mortgage, LLC (GMAC), PO Box 1657, Horsham, PA 19044	
DEP	DEP	Department of Environmental Protection, Internal Governmental Transfer	DEP
FED RES-RICHMON	Federal Reserve	Federal Reserve Bank, PO Box 27622, Richmond, VA 23261	
UNB	United Bank	United Bank, Trust Dept, PO Box 393, Charleston, WV 25322	IJDC

GOVERNMENTAL AGENCIES

CODE	NAME	ADDRESS	TELEPHONE
BPH	Bureau of Public Health	350 Capitol Street, Room 313, Charleston WV 25301-3713	304-356-4301
DEP	Depart of Environmental Protection	601 57th Street SE, Charleston, WV 25304	304-926-0499
IJDC	Infrastructure Job Develop Council	c/o WDA 1009 Bullitt Street, Charleston, WV 25301	304-558-4607
WDA	Water Development Authority	1009 Bullitt Street, Charleston, WV 25301	304-414-6500

ACTIVE BOND ACCOUNTS

The following is a listing of all the active bond accounts maintained by the Commission, as of the report date. Discretionary accounts and Sinking Funds Accounts for paid out issues are not included. All bond issues paid by the Commission, whether as the paying agent, or through a paying agent, are listed. All reserve accounts for issues paid by others are also included.

ACCOUNT NAME -- The name includes the issuer, year, type of issue, and whether the issue is a revenue (REV) or general obligation (GO) issue. All GOs are labeled as such. Additional accounts include Reserve (RES), Depreciation (DEP) or Repair & Replacement (R&R) accounts. On GO issues over \$5 million, tax collections surplus to annual debt service are transferred to a Surplus Collection (SUR COL) account. Issues labeled ESCROW have either been fully funded in cash, or have had specific US Treasury investments purchased to defease the issue with future earnings.

ISSUE DATE -- The date of issue is shown in this column.

INTEREST RATE -- This column shows the interest rate, or range of rates, at which this bond was issued. It reflects the actual coupon rate. It is always listed from lowest to highest regardless of the order. Some rates may have matured, and no longer be outstanding.

ORIGINAL ISSUE -- This column indicates the amount of the original issue.

OUTSTANDING -- This column indicates the principal outstanding as of the report date.

ACCOUNT BALANCE -- This column indicates the account balance as of the report date. If this is an escrow account, the balance may include both cash and escrow securities. The investments are carried at cost, which may be different than their matured value, but will defease the issue.

LAST DEBT -- This column gives the final maturity year for the bond issue. In some cases where a bond has been advance refunded with escrows purchased for a future call, the year of final call rather than the original final maturity may be shown.

PAYING AGENT -- The Commission pays all funds for the debt service to these banks. Due to numerous bank mergers and name changes, the bank shown in this column may not agree with the bank named on the original bond (see Paying Agent address page).

COUNSEL-LEGAL OPINIONS -- The Commission does not have legal opinions for these issues. If a legal opinion is needed, it can be obtained from the bond counsel for the issue (see Bond Counsel address page).

DISCLAIMER

While every attempt has been made to verify the accuracy of this data, no guarantee of accuracy should be assumed.

ACCOUNT NAME	ISSUE DATE	INTEREST RATE	ORIGINAL ISSUE	OUTSTANDING 6/30/2016	ACCT BALANCE 6/30/2016	LAST DEBT	PAYING AGENT	BOND COUNSEL
Adrian PSD 00-A Water Reserve	10/06/00				71,981.44			
Adrian PSD 04-A Water Reserve	02/18/04				66,170.61			
Adrian PSD 08-A Water Reserve	10/23/08				56,055.98			
Adrian PSD 08-B Water Revenue	10/23/08	0.000 - 0.000	500,000	421,568	2,018.74	09/48	UNB	JK
Adrian PSD 08-B Water Reserve	10/23/08				13,095.37			
Adrian PSD 15-A Water Revenue	12/17/15	0.000 - 0.000	3,517,184	678,314	0.00	12/55	UNB	S&J
Adrian PSD 15-A Water Reserve	12/17/15				92,052.24			
Adrian PSD 88 (Series 89) Water Reserve	07/21/88				58,413.96			
Adrian PSD 96-A Water Reserve	09/11/96				35,877.27			
Adrian PSD 96-B Water Reserve	09/11/96				46,889.80			
Albright 09-A Water Revenue	05/21/09	0.000 - 0.000	324,394	266,419	1,588.84	03/45	UNB	S&J
Albright 09-A Water Reserve	05/21/09				9,310.06			
Alderson 15-A Sewer Refunding Revenue	02/26/15	3.400 - 3.400	97,650	85,196	1,103.36	10/23	OVB:BH	S&J
Alderson 15-A Sewer Refunding Reserve	02/26/15				9,776.39			
Alderson 15-B Sewer Refunding Revenue	02/26/15	3.500 - 3.500	334,300	301,158	3,162.91	10/25	OVB:BH	S&J
Alderson 15-B Sewer Refunding Reserve	02/26/15				33,466.24			
Alderson 86-B Sewer Revenue	08/18/86	0.000 - 0.000	90,762	23,272	1,747.40	10/25	BNY	S&J
Alderson 86-B Sewer Reserve	08/18/86				2,330.89			
Alderson 13-A Water Revenue	08/16/13	4.100 - 4.100	200,000	153,066	2,037.84	09/23	UB:BH	S&J
Alderson 13-A Water Reserve	08/16/13				5,674.82			
Alpine Lake 08-A Sewer Reserve	01/10/08				121,234.39			
Alpine Lake 06-A Water Reserve	08/10/06				73,077.81			
Alpine Lake 06-B Water Reserve	08/10/06				39,250.62			
Ansted 00 Sewer Revenue	12/11/00	0.000 - 0.000	580,645	304,822	3,464.62	03/32	DEP	S&J
Ansted 00 Sewer Reserve	12/11/00				19,398.36			
Ansted 99 Sewer System Design Revenue	04/13/99	0.000 - 0.000	183,285	32,074	1,684.13	12/19	DEP	S&J
Ansted 99 Sewer System Design Reserve	04/13/99				11,789.86			

ACCOUNT NAME	ISSUE DATE	INTEREST RATE	ORIGINAL ISSUE	OUTSTANDING 6/30/2016	ACCT BALANCE 6/30/2016	LAST DEBT	PAYING AGENT	BOND COUNSEL
Armstrong PSD 02-A Sewer Revenue	12/01/02	4.000 - 5.600	785,000	420,000	21,969.80	04/25	DTC	S&J
Armstrong PSD 02-A Sewer Reserve	12/01/02				63,028.34			
Armstrong PSD 06-A Sewer Revenue BAN	12/21/06	5.000 - 5.000	50,000	20,382	1,070.52	12/19	BBT	JK
Armstrong PSD (Deepwater) 94-A Sewer Revenue	11/15/94	6.750 - 6.750	429,000	323,662	12,973.23	10/33	BNY	JK
Armstrong PSD (Deepwater) 94-A Sewer Reserve	11/15/94				31,639.68			
Armstrong PSD 01-A Water Reserve	12/13/01				30,344.01			
Armstrong PSD 11-A Water Reserve	03/28/11				12,205.58			
Athens 00 Water & Sewer Revenue	05/24/00	2.000 - 2.000	711,976	205,442	15,372.89	06/21	DEP	S&J
Athens 00 Water & Sewer Reserve	05/24/00				43,354.77			
Athens 04-A Water & Sewer Revenue	05/26/04	0.000 - 0.000	303,000	218,396	2,697.04	03/44	UNB	S&J
Athens 04-A Water & Sewer Reserve	05/26/04				10,226.44			
Athens 04-B Water & Sewer Revenue	05/26/04	0.000 - 0.000	2,262,000	1,451,450	27,779.33	09/35	DEP	S&J
Athens 04-B Water & Sewer Reserve	05/26/04				75,635.08			
Barrackville 10-A Sewer Revenue	12/22/10	0.000 - 0.000	3,329,658	3,128,752	4,206.52	12/50	UNB	S&J
Barrackville 10-A Sewer Reserve	12/22/10				20,450.17			
Barrackville 10-B Sewer Revenue	12/22/10	0.000 - 0.000	2,500,000	2,314,544	4,529.14	06/42	DEP	S&J
Barrackville 10-B Sewer Reserve	12/22/10				18,963.02			
Barrackville 85-A Sewer Revenue	12/09/85	9.750 - 9.750	618,894	386,046	33,294.81	10/25	BNY	S&J
Barrackville 85-A Sewer Reserve	12/09/85				62,237.54			
Barrackville 85-B Sewer Revenue	12/09/85	0.000 - 0.000	308,106	81,081	12,098.43	10/25	BNY	S&J
Barrackville 85-B Sewer Reserve	12/09/85				12,369.15			
Barrackville 87-A Sewer Revenue	11/06/87	8.380 - 8.380	100,379	61,868	4,849.75	10/26	BNY	S&J
Barrackville 87-A Sewer Reserve	11/06/87				8,866.63			
Barrackville 87-B Sewer Revenue	11/06/87	0.000 - 0.000	24,621	7,127	592.87	10/26	BNY	S&J
Barrackville 87-B Sewer Reserve	11/06/87				942.51			
Bath 02-A Water Revenue	12/09/02	0.000 - 0.000	1,150,000	661,227	12,133.57	09/33	BPH	JK
Bath 02-A Water Reserve	12/09/02				38,441.42			

ACCOUNT NAME	ISSUE DATE	INTEREST RATE	ORIGINAL ISSUE	OUTSTANDING 6/30/2016	ACCT BALANCE 6/30/2016	LAST DEBT	PAYING AGENT	BOND COUNSEL
Bath 06-A Water Revenue	08/29/06	0.000 - 0.000	1,250,000	874,988	7,980.35	06/37	BPH	JK
Bath 06-A Water Reserve	08/29/06				40,841.43			
Bath 06-B Water Revenue	08/29/06	0.000 - 0.000	1,237,000	970,195	5,213.21	06/46	UNB	JK
Bath 06-B Water Reserve	08/29/06				27,339.02			
Bath 08-A Water Refunding Revenue	11/05/08	4.290 - 4.290	1,091,000	661,636	18,466.70	09/24	BBT:BH	S&J
Bath 08-A Water Refunding Reserve	11/05/08				95,575.18			
Bath 09-A Water Revenue	10/29/09	0.000 - 0.000	2,193,910	1,809,967	6,113.52	03/41	BPH	S&J
Bath 09-A Water Reserve	10/29/09				40,476.42			
Bath 14-A Water Revenue	11/20/14	1.000 - 1.000	1,000,000	994,668	2,619.52	09/54	UNB	S&J
Bath 14-A Water Reserve	11/20/14				1,044.56			
Beckley 09 Parking Refunding Revenue	09/17/09	3.750 - 4.700	1,485,000	1,015,000	24,884.82	06/26	DTC	S&J
Beckley 09 Parking Refunding Reserve	09/17/09				66,419.28			
Beckley 04-A Sewer Revenue	09/28/04	2.000 - 2.000	9,039,000	4,968,835	149,512.29	06/26	DEP	VLF
Beckley 04-A Sewer Reserve	09/28/04				549,952.03			
Beckley 09-A Sewer Revenue	09/18/09	2.000 - 2.000	679,316	495,340	14,996.31	03/30	DEP	JK
Beckley 09-A Sewer Reserve	09/18/09				27,254.40			
Beckley 09-C Sewer Revenue	09/18/09	0.000 - 0.000	1,035,783	888,757	5,056.59	09/49	DEP	JK
Beckley 09-C Sewer Reserve	09/18/09				15,180.32			
Beckley 15-A Sewer Revenue	10/22/15	0.500 - 0.500	3,740,214	2,223,798	0.00	06/46	DEP	S&J
Beckley 15-A Sewer Reserve	10/22/15				0.00			
Beckley 98-A Sewer Revenue	03/17/98	2.000 - 2.000	11,000,000	2,409,989	178,933.29	03/20	DEP	V&W
Beckley 98-A Sewer Reserve	03/17/98				669,264.56			
Beckley 10-A Stormwater Revenue	12/15/10	3.870 - 3.870	2,000,000	1,602,065	24,117.95	01/31	JPMC:BH	S&J
Belington 04-A Water & Sewer Reserve	07/15/04				11,484.89			
Belington 04-B Water & Sewer Reserve	07/15/04				37,306.82			
Belington 04-C Water & Sewer Revenue	07/15/04	0.000 - 0.000	1,000,000	727,273	2,480.12	06/44	UNB	S&J
Belington 04-C Water & Sewer Reserve	07/15/04				26,006.60			

ACCOUNT NAME	ISSUE DATE	INTEREST RATE	ORIGINAL ISSUE	OUTSTANDING 6/30/2016	ACCT BALANCE 6/30/2016	LAST DEBT	PAYING AGENT	BOND COUNSEL
Belington 12-A Water & Sewer Revenue	09/20/12	0.000 - 0.000	1,250,000	1,164,786	2,722.57	09/52	UNB	S&J
Belington 12-A Water & Sewer Reserve	09/20/12				7,585.61			
Belington 12-B Water & Sewer Reserve	09/20/12				12,334.39			
Belington 12-C Water & Sewer Reserve	09/20/12				9,618.60			
Belington 13-A Water & Sewer Revenue	11/13/13	1.000 - 1.000	667,188	616,084	2,129.34	09/53	UNB	S&J
Belington 13-A Water & Sewer Reserve	11/13/13				2,278.55			
Belington 97-A Water & Sewer Revenue	03/03/97	6.250 - 6.250	475,000	369,312	13,143.91	10/35	BNY	S&J
Belington 97-A Water & Sewer Reserve	03/03/97				32,917.27			
Belington 97-B Water & Sewer System Design Revenue	08/26/97	2.000 - 2.000	331,042	22,271	4,490.38	09/17	DEP	S&J
Belington 97-B Water & Sewer System Design Reserve	08/26/97				20,930.78			
Belle 08-A Sewer Revenue	11/20/08	0.000 - 0.000	1,945,100	1,523,646	5,826.70	12/39	DEP	S&J
Belle 08-A Sewer Reserve	11/20/08				64,923.10			
Belle 09-A Sewer Revenue	09/25/09	0.000 - 0.000	275,396	224,906	1,677.72	12/40	DEP	S&J
Belle 09-A Sewer Reserve	09/25/09				9,197.85			
Belmont 04-A Sewer Revenue	08/19/04	0.000 - 0.000	1,219,978	803,152	22,470.55	03/36	DEP	S&J
Belmont 04-A Sewer Reserve	08/19/04				44,537.42			
Belmont 97-A Water Revenue	12/15/97	6.250 - 6.250	1,302,490	1,017,984	61,069.59	10/35	BNY	S&J
Belmont 97-A Water Reserve	12/15/97				90,692.98			
Benwood 00-A Sewer Revenue	12/20/00	0.000 - 0.000	318,300	167,079	3,167.95	03/32	DEP	S&J
Benwood 00-A Sewer Reserve	12/20/00				13,024.70			
Benwood 00-B Sewer Revenue	12/20/00	0.000 - 0.000	245,600	155,255	1,754.22	12/40	UNB	S&J
Benwood 00-B Sewer Reserve	12/20/00				8,124.63			
Benwood 11-A Water Revenue	03/17/11	0.000 - 0.000	1,550,000	1,388,512	3,328.50	03/51	UNB	S&J
Benwood 11-A Water Reserve	03/17/11				40,000.20			
Berkeley County Sewer PSD 00-A Revenue	05/25/00	0.000 - 0.000	937,500	445,284	3,158.97	09/30	DEP	S&J
Berkeley County Sewer PSD 00-A Reserve	05/25/00				31,420.59			
Berkeley County Sewer PSD 01-A Revenue	03/30/01	1.000 - 1.000	429,000	112,787	2,044.23	03/21	UNB	S&J

ACCOUNT NAME	ISSUE DATE	INTEREST RATE	ORIGINAL ISSUE	OUTSTANDING 6/30/2016	ACCT BALANCE 6/30/2016	LAST DEBT	PAYING AGENT	BOND COUNSEL
Berkeley County Sewer PSD 01-A Reserve	03/30/01				24,418.39			
Berkeley County Sewer PSD 01-B Revenue	08/07/01	0.000 - 0.000	2,909,850	1,503,408	12,164.76	12/31	DEP	S&J
Berkeley County Sewer PSD 01-B Reserve	08/07/01				97,410.62			
Berkeley County Sewer PSD 02-A Revenue	05/09/02	0.000 - 0.000	750,000	406,250	2,531.44	09/32	DEP	S&J
Berkeley County Sewer PSD 02-A Reserve	05/09/02				25,076.95			
Berkeley County Sewer PSD 02-B Revenue	07/11/02	0.000 - 0.000	456,548	247,273	1,542.23	09/32	DEP	S&J
Berkeley County Sewer PSD 02-B Reserve	07/11/02				15,565.46			
Berkeley County Sewer PSD 02-C Revenue	08/28/02	0.000 - 0.000	30,500,000	18,508,536	111,699.91	03/34	DEP	S&J
Berkeley County Sewer PSD 02-C Reserve	08/28/02				1,048,318.44			
Berkeley County Sewer PSD 02-D Revenue	08/28/02	5.800 - 5.800	4,965,465	4,276,675	140,419.03	10/39	BNY	S&J
Berkeley County Sewer PSD 02-D Reserve	08/28/02				334,777.96			
Berkeley County Sewer PSD 02-E Revenue	08/28/02	5.800 - 5.800	560,822	492,500	15,018.31	10/41	BBT	S&J
Berkeley County Sewer PSD 02-E Reserve	08/28/02				37,202.33			
Berkeley County Sewer PSD 03-A Revenue	08/14/03	2.000 - 2.000	252,922	106,832	1,575.09	12/23	DEP	S&J
Berkeley County Sewer PSD 03-A Reserve	08/14/03				15,403.45			
Berkeley County Sewer PSD 03-B Revenue	08/14/03	2.000 - 2.000	330,862	139,751	2,071.19	12/23	DEP	S&J
Berkeley County Sewer PSD 03-B Reserve	08/14/03				20,142.46			
Berkeley County Sewer PSD 04-A Revenue	11/30/04	0.000 - 0.000	1,999,600	1,347,556	5,473.24	09/39	UNB	S&J
Berkeley County Sewer PSD 04-A Reserve	11/30/04				58,048.76			
Berkeley County Sewer PSD 07-A Revenue	03/06/07	4.100 - 5.000	3,970,000	3,570,000	28,042.85	03/47	DTC	S&J
Berkeley County Sewer PSD 09-A Revenue	07/31/09	4.000 - 5.300	2,695,000	2,065,000	82,444.64	03/29	DTC	S&J
Berkeley County Sewer PSD 09-A Reserve	07/31/09				225,894.35			
Berkeley County Sewer PSD 09-B Revenue	07/31/09	0.000 - 0.000	1,000,000	726,747	10,752.77	09/29	UNB	S&J
Berkeley County Sewer PSD 09-B Reserve	07/31/09				66,786.84			
Berkeley County Sewer PSD 13-A Refunding Revenue	08/22/13	2.600 - 3.750	9,615,000	9,615,000	80,336.53	10/26	DTC	S&J
Berkeley County Sewer PSD 13-A Refunding Reserve	08/22/13				962,325.41			
Berkeley County Sewer PSD 13-B Refunding Revenue	08/22/13	3.000 - 3.000	1,950,000	740,000	562,106.32	10/16	DTC	S&J

ACCOUNT NAME	ISSUE DATE	INTEREST RATE	ORIGINAL ISSUE	OUTSTANDING 6/30/2016	ACCT BALANCE 6/30/2016	LAST DEBT	PAYING AGENT	BOND COUNSEL
Berkeley County Sewer PSD 13-B Refunding Reserve	08/22/13				97,583.85			
Berkeley County Sewer PSD 13-C Refunding Revenue	12/19/13	2.000 - 3.500	2,880,000	2,480,000	184,909.43	10/25	DTC	S&J
Berkeley County Sewer PSD 13-C Refunding Reserve	12/19/13				288,247.43			
Berkeley County Sewer PSD 13-D Revenue	12/20/13	0.000 - 0.000	1,116,602	990,980	4,668.16	03/34	UNB	S&J
Berkeley County Sewer PSD 13-D Reserve	12/20/13				13,046.88			
Berkeley County Sewer PSD 15-A Revenue	02/12/15	0.000 - 0.000	26,435,450	13,883,682	0.00	12/54	DEP	S&J
Berkeley County Sewer PSD 15-A Reserve	02/12/15				0.00			
Berkeley County Sewer PSD 15-B Revenue	02/12/15	1.000 - 1.000	10,623,472	10,623,472	0.00	12/54	UNB	S&J
Berkeley County Sewer PSD 15-B Reserve	02/12/15				0.00			
Berkeley County Sewer PSD 15-C Revenue	02/12/15	1.000 - 4.500	16,970,000	16,970,000	150,839.73	10/35	DTC	S&J
Berkeley County Sewer PSD 15-C Reserve	02/12/15				0.00			
Berkeley County Sewer PSD 16-A Revenue	02/24/16	0.000 - 0.000	163,871	163,871	1,036.13	06/36	UNB	S&J
Berkeley County Sewer PSD 16-A Reserve	02/24/16				68.30			
Berkeley County Sewer PSD 16-B Revenue	04/21/16	1.450 - 5.000	29,300,000	29,300,000	113,587.82	06/46	DTC	S&J
Berkeley County Sewer PSD 16-B Reserve	04/21/16				0.00			
Berkeley County Sewer PSD 86-B Revenue	03/07/86	0.000 - 0.000	1,638,194	431,104	39,993.46	10/25	BNY	S&J
Berkeley County Sewer PSD 86-B Reserve	03/07/86				50,580.75			
Berkeley County Sewer PSD 90-A Revenue	05/03/90	7.850 - 7.850	828,629	570,934	35,265.96	10/29	BNY	S&J
Berkeley County Sewer PSD 90-A Reserve	05/03/90				68,771.81			
Berkeley County Sewer PSD 90-B Revenue	05/03/90	0.000 - 0.000	38,669	13,881	1,328.04	10/29	BNY	S&J
Berkeley County Sewer PSD 90-B Reserve	05/03/90				1,131.35			
Berkeley County Sewer PSD 94-A Revenue	10/05/94	6.750 - 6.750	494,288	372,919	18,143.52	10/33	BNY	S&J
Berkeley County Sewer PSD 94-A Reserve	10/05/94				36,430.96			
Berkeley County Sewer PSD 97-B Revenue	12/11/97	2.000 - 2.000	1,250,000	184,842	87,815.91	12/18	DEP	S&J
Berkeley County Sewer PSD 97-B Reserve	12/11/97				76,115.21			
Berkeley County Sewer PSD 99-A Revenue	10/28/99	0.000 - 0.000	30,707,296	15,618,362	113,010.73	03/31	DEP	S&J
Berkeley County Sewer PSD 99-A Reserve	10/28/99				1,062,806.93			

ACCOUNT NAME	ISSUE DATE	INTEREST RATE	ORIGINAL ISSUE	OUTSTANDING 6/30/2016	ACCT BALANCE 6/30/2016	LAST DEBT	PAYING AGENT	BOND COUNSEL
Berkeley County PSD 01-A Water Revenue	10/25/01	5.800 - 5.800	2,010,000	1,688,759	62,692.60	10/39	BNY	S&J
Berkeley County PSD 01-A Water Reserve	10/25/01				132,170.70			
Berkeley County PSD 03-C Water Revenue	05/15/03	5.000 - 5.000	2,430,000	1,260,258	130,967.38	10/23	BNY	S&J
Berkeley County PSD 03-C Water Reserve	05/15/03				195,120.98			
Berkeley County PSD 09 Water Revenue	02/17/09	2.000 - 4.400	7,510,000	5,875,000	2,149.82	12/28	DTC	S&J
Berkeley County PSD 12-A Water Revenue	12/20/12	1.000 - 2.375	7,425,000	5,650,000	429,070.03	12/24	DTC	S&J
Berkeley County PSD 12-A Water Reserve	12/20/12				742,998.65			
Berkeley County PSD 12-B Water Revenue	12/20/12	1.000 - 3.250	7,800,000	7,725,000	55,634.70	12/32	DTC	S&J
Berkeley County PSD 12-B Water Reserve	12/20/12				739,493.31			
Berkeley County PSD 13-A Water Refunding Revenue	12/30/13	2.000 - 4.500	9,900,000	9,850,000	78,730.97	12/33	DTC	S&J
Berkeley County PSD 13-A Water Refunding Reserve	12/30/13				910,636.17			
Berkeley County PSD 13-B Water Refunding Revenue	12/30/13	1.400 - 3.950	2,875,000	2,035,000	299,151.10	12/20	DTC	S&J
Berkeley County PSD 13-B Water Refunding Reserve	12/30/13				287,693.11			
Berkeley County PSD 15-A Water Refunding Revenue	06/01/15	2.000 - 3.250	9,575,000	9,455,000	149,815.63	12/36	DTC	S&J
Berkeley County PSD 15-A Water Refunding Reserve	02/26/15				0.00			
Berkeley County PSD 15-B Water Refunding Revenue	02/26/15	2.000 - 2.000	525,000	395,000	87,742.32	12/18	DTC	S&J
Berkeley County PSD 15-B Water Refunding Reserve	02/26/15				0.00			
Berkeley County PSD 15-C Water Refunding Revenue	10/01/15	0.600 - 3.700	9,910,000	9,910,000	88,699.43	12/37	DTC	S&J
Berkeley County PSD 15-C Water Refunding Reserve	10/01/15				0.00			
Berkeley County PSD 15-D Water Refunding Revenue	10/01/15	2.000 - 3.000	2,150,000	2,150,000	23,420.22	12/25	DTC	S&J
Berkeley County PSD 15-D Water Refunding Reserve	10/01/15				0.00			
Berkeley County PSD 15-E Water Refunding Revenue	12/01/15	2.000 - 3.000	5,460,000	5,460,000	23,425.15	12/28	DTC	S&J
Berkeley County PSD 15-E Water Refunding Reserve	12/01/15				0.00			
Berkeley County (Hedgesville 93-B) PSD 93-C Water Revenue	03/08/93	0.000 - 0.000	17,629	7,232	783.94	10/31	BNY	BRM
Berkeley County (Hedgesville 93-B) PSD 93-C Water Reserve	03/08/93				453.52			
Berkeley County (Hedgesville 93-A) PSD 93-B Water Revenue	03/08/93	7.750 - 7.750	528,871	389,883	21,574.17	10/31	BNY	BRM
Berkeley County (Hedgesville 93-A) PSD 93-B Water Reserve	03/08/93				43,376.11			

ACCOUNT NAME	ISSUE DATE	INTEREST RATE	ORIGINAL ISSUE	OUTSTANDING 6/30/2016	ACCT BALANCE 6/30/2016	LAST DEBT	PAYING AGENT	BOND COUNSEL
Berkeley County (Hedgesville 96) PSD 96 Water Revenue	08/06/96	6.250 - 6.250	677,158	525,098	23,131.25	10/35	BNY	BRM
Berkeley County (Hedgesville 96) PSD 96 Water Reserve	08/06/96				46,745.38			
Berkeley County (Opequon 93) PSD 93-D Water Revenue	07/29/93	6.750 - 6.750	10,257,957	7,694,836	376,292.19	04/33	BNY	BRM
Berkeley County (Opequon 93) PSD 93-D Water Reserve	07/29/93				751,722.51			
Berkeley County Schools 10 GO	02/17/10	2.000 - 4.000	51,500,000	35,005,000	0.00	05/25	DTC	S&J
Berkeley County Schools 10 GO Sur Col	02/17/10				3,412,779.35			
Berkeley County Schools 12 Ref Spec Sur	02/09/12				570,373.38			
Berkeley County Schools 12 Ref GO	02/09/12	1.100 - 3.000	11,570,000	2,430,000	1,073,812.79	05/17	DTC	S&J
Berkeley County Schools 12 Ref GO Sur Col	02/09/12				1,042,369.66			
Bethany 05-A Sewer Revenue	02/22/05	3.000 - 3.000	1,250,000	717,711	14,622.29	06/26	UNB	S&J
Bethany 05-A Sewer Reserve	02/22/05				83,977.00			
Bethany 09-A Sewer Reserve	06/19/09				14,007.54			
Beverly 01-A Sewer Revenue	09/11/01	0.000 - 0.000	300,000	157,500	994.45	03/32	DEP	S&J
Beverly 01-A Sewer Reserve	09/11/01				10,044.53			
Beverly 82-B Sewer Revenue	10/28/82	0.000 - 0.000	86,500	9,351	1,943.50	10/19	BNY	S&J
Beverly 97-A Sewer Revenue	08/28/97	0.000 - 0.000	248,258	132,826	6,461.96	06/37	UNB	S&J
Beverly 97-A Sewer Reserve	08/28/97				6,353.70			
Beverly 12-A Water Revenue	08/29/12	0.000 - 0.000	3,800,000	3,514,997	12,152.26	03/44	BPH	S&J
Beverly 12-A Water Reserve	08/29/12				29,563.44			
Big Bend PSD 98 Sewer Revenue	05/13/98	0.000 - 0.000	208,920	115,771	893.57	03/38	UNB	JTP
Big Bend PSD 98 Sewer Reserve	05/13/98				5,348.41			
Big Bend PSD 13-A Water Reserve	06/17/13				1,941.84			
Big Bend PSD 13-B Water GAN	06/17/13	0.000 - 0.000	601,000	601,000	601,000.00	07/16	BBT	S&J
Bingamon PSD 05-A Water Reserve	08/24/05				20,142.79			
Birch River PSD 09-A Water Reserve	10/19/09				15,650.87			
Birch River PSD 14-A Water Reserve	12/22/14				0.00			
Bluefield 00-A Sewer Revenue	07/13/00	0.000 - 0.000	307,000	72,903	1,728.05	03/21	DEP	VLF

ACCOUNT NAME	ISSUE DATE	INTEREST RATE	ORIGINAL ISSUE	OUTSTANDING 6/30/2016	ACCT BALANCE 6/30/2016	LAST DEBT	PAYING AGENT	BOND COUNSEL
Bluefield 00-A Sewer Reserve	07/13/00				15,398.62			
Bluefield 04 Sewer Refunding Revenue	12/01/04	3.250 - 4.200	3,175,000	730,000	375,240.06	07/17	DTC	S&J
Bluefield 04 Sewer Refunding Reserve	12/01/04				390,928.80			
Bluefield 13-A Sewer Revenue	06/27/13	0.500 - 0.500	1,358,924	1,274,529	4,862.26	06/44	DEP	S&J
Bluefield 13-A Sewer Reserve	06/27/13				10,181.16			
Bluefield 99-A (Series 98-A) Sewer Revenue	05/20/99	0.000 - 0.000	1,116,645	279,160	6,250.92	06/21	DEP	VLF
Bluefield 99-A (Series 98-A) Sewer Reserve	05/20/99				56,001.64			
Bluewell PSD 00 Water Revenue	08/29/00	0.000 - 0.000	1,275,000	648,125	8,794.52	09/31	BPH	S&J
Bluewell PSD 00 Water Reserve	08/29/00				42,658.06			
Bluewell PSD 04 Water Reserve	06/30/04				33,079.71			
Bluewell PSD 05-A Water Reserve	04/13/05				18,042.15			
Bluewell PSD 05-B Water Reserve	04/13/05				668.81			
Bluewell PSD 10-A Water Revenue	01/29/10	3.970 - 3.970	300,000	124,006	6,082.56	02/20	BBT:BH	S&J
Bluewell PSD 10-A Water Reserve	01/31/10				36,448.26			
Boone County PSD 08-A Sewer Revenue	04/16/08	0.000 - 0.000	1,200,000	989,589	2,624.50	03/48	UNB	S&J
Boone County PSD 08-A Sewer Reserve	04/16/08				31,280.41			
Boone County PSD 00-A Water Revenue	04/26/00	0.000 - 0.000	2,130,000	1,065,000	6,800.95	06/31	BPH	S&J
Boone County PSD 00-A Water Reserve	04/26/00				0.00			
Boone County PSD 00-B Water Revenue	04/26/00	0.000 - 0.000	4,909,161	3,008,840	10,474.14	03/40	UNB	S&J
Boone County PSD 00-B Water Reserve	04/26/00				0.00			
Boone County PSD 10-A Water Revenue	10/14/10	0.000 - 0.000	1,062,000	944,753	2,302.97	09/50	UNB	S&J
Boone County PSD 10-A Water Reserve	10/14/10				0.00			
Boone County (Danville) PSD 93-A Sewer Revenue	07/30/93	6.750 - 6.750	4,384,319	3,288,824	142,317.04	04/33	BNY	S&J
Boone County (Danville) PSD 93-A Sewer Reserve	07/30/93				321,351.28			
Boone-Raleigh PSD 94-A Sewer Revenue	07/20/94	6.750 - 6.750	1,543,981	1,164,869	39,761.68	10/33	BNY	JK
Boone-Raleigh PSD 94-A Sewer Reserve	07/20/94				113,722.31			
Bradley PSD 02-A Sewer Revenue	06/25/02	0.000 - 0.000	293,000	163,574	4,304.81	03/33	DEP	G&G

ACCOUNT NAME	ISSUE DATE	INTEREST RATE	ORIGINAL ISSUE	OUTSTANDING 6/30/2016	ACCT BALANCE 6/30/2016	LAST DEBT	PAYING AGENT	BOND COUNSEL
Bradley PSD 02-A Sewer Reserve	06/25/02				9,779.02			
Bradley PSD 05-A Sewer Refunding Revenue	01/14/05	0.000 - 0.000	6,192,677	4,180,057	31,533.92	09/36	DEP	G&G
Bradley PSD 05-A Sewer Refunding Reserve	01/14/05				210,098.83			
Bradshaw 93-A Sewer Revenue	03/31/93	7.750 - 7.750	245,806	181,207	11,311.35	10/31	BNY	S&J
Bradshaw 93-A Sewer Reserve	03/31/93				20,176.29			
Bradshaw 93-B Sewer Revenue	03/31/93	0.000 - 0.000	8,194	3,362	181.31	10/31	BNY	S&J
Bradshaw 93-B Sewer Reserve	03/31/93				230.17			
Branchland/Midkiff PSD 09-A Water Revenue	06/24/09	0.000 - 0.000	4,100,000	3,491,604	8,839.19	06/49	UNB	S&J
Branchland/Midkiff PSD 09-A Water Reserve	06/24/09				105,947.97			
Branchland/Midkiff PSD 11-A Water Revenue	12/22/11	0.000 - 0.000	1,247,000	1,149,824	2,706.01	12/51	UNB	S&J
Branchland/Midkiff PSD 11-A Water Reserve	12/22/11				32,435.98			
Branchland/Midkiff PSD 98 Water Revenue	07/29/98	0.000 - 0.000	1,280,000	726,710	2,760.09	06/38	UNB	G&G
Branchland/Midkiff PSD 98 Water Reserve	07/29/98				33,076.00			
Braxton County Schools 08 Escrow	09/30/08	3.250 - 5.250	16,100,000	12,140,000	6,500.00	05/29	DTC	BRM
Braxton County Schools 16 Refunding GO	06/30/16	2.000 - 5.000	11,860,000	11,860,000	0.00	05/29	DTC	BRM
Brooke County PSD 03-A Sewer Revenue	10/10/03	0.000 - 0.000	606,211	376,575	4,581.92	03/35	DEP	BRM
Brooke County PSD 03-A Sewer Reserve	10/10/03				28,028.31			
Brooke County PSD 10-A Sewer Revenue	03/18/10	0.000 - 0.000	2,517,800	2,236,195	5,535.86	03/50	UNB	S&J
Brooke County PSD 10-A Sewer Reserve	03/18/10				28,754.75			
Brooke County PSD 15-A Sewer Revenue	06/02/15	1.000 - 1.000	1,000,000	851,980	0.00	12/46	UNB	S&J
Brooke County PSD 15-A Sewer Reserve	06/02/15				0.00			
Brooke County PSD 97-A Sewer Revenue	12/09/97	0.000 - 0.000	450,000	62,658	4,652.29	03/19	DEP	JK
Brooke County PSD 97-A Sewer Reserve	12/09/97				29,478.96			
Brooke County PSD 97-B Sewer Revenue	12/09/97	0.000 - 0.000	2,163,971	1,208,451	10,180.36	12/37	UNB	JK
Brooke County PSD 97-B Sewer Reserve	12/09/97				72,333.49			
Brooke County PSD 97-C Sewer Revenue	12/09/97	1.000 - 1.000	450,000	450,000	0.00	12/37	UNB	JK
Brooke County PSD 97-C Sewer Reserve	12/09/97				26,396.47			

ACCOUNT NAME	ISSUE DATE	INTEREST RATE	ORIGINAL ISSUE	OUTSTANDING 6/30/2016	ACCT BALANCE 6/30/2016	LAST DEBT	PAYING AGENT	BOND COUNSEL
Brooke County PSD 03-A Water Revenue	10/10/03	0.000 - 0.000	764,000	533,820	1,901.16	09/43	UNB	BRM
Brooke County PSD 03-A Water Reserve	10/10/03				20,133.20			
Brooke County Schools 15 GO	05/05/15	2.000 - 4.000	15,000,000	14,275,000	0.07	06/30	DTC	S&J
Brooke County Schools 15 GO Surplus Collections	05/05/15				190,942.34			
Brooke County Schools 83 GO Bank Fee	02/01/83				331.72			
Buckhannon 09-A Sewer Refunding Revenue	04/23/09	4.230 - 4.230	2,004,608	1,307,024	28,341.87	10/25	BBT:BH	JK
Buckhannon 86-B Sewer Revenue	03/12/86	0.000 - 0.000	1,081,160	270,290	53,540.29	10/25	BNY	VWL
Buckhannon 86-B Sewer Reserve	03/12/86				51,701.65			
Buckhannon 16-A Water Revenue	02/18/16	1.500 - 4.000	3,755,000	3,755,000	119,019.63	03/36	DTC	VWL
Buckhannon 16-A Water Reserve	02/18/16				269,991.71			
Buffalo 10-A Sewer Revenue	11/09/10	0.000 - 0.000	440,312	394,950	690.03	12/37	UNB	S&J
Buffalo 10-A Sewer Reserve	11/09/10				33,642.22			
Buffalo 90-A Sewer Revenue	09/06/90	8.100 - 8.100	280,168	196,179	10,719.77	10/29	BNY	JK
Buffalo 90-A Sewer Reserve	09/06/90				23,969.39			
Buffalo 90-B Sewer Revenue	09/06/90	0.000 - 0.000	12,652	4,661	386.78	10/29	BNY	JK
Buffalo 90-B Sewer Reserve	09/06/90				515.43			
Buffalo 90-C Sewer Reserve	09/06/90				59,837.90			
Buffalo 97-B Lot 2 Sewer Revenue	12/04/97	0.000 - 0.000	768,395	426,335	3,355.05	12/37	UNB	S&J
Buffalo 97-A Sewer Revenue	12/04/97	0.000 - 0.000	600,000	82,500	3,686.57	03/19	DEP	S&J
Buffalo 97-A Sewer Reserve	12/04/97				31,077.59			
Buffalo 97-B Sewer Revenue	12/04/97	0.000 - 0.000	1,263,797	701,203	3,639.44	12/37	UNB	S&J
Buffalo 97-B Sewer Reserve	12/04/97				54,341.05			
Buffalo 97-C Sewer Revenue	12/04/97	0.000 - 0.000	600,000	600,000	2,228.13	12/37	UNB	S&J
Buffalo 97-C Sewer Reserve	12/04/97				0.00			
Buffalo Creek PSD 15-A Sewer Reserve	03/06/15				0.00			
Buffalo Creek PSD 15-B Sewer Reserve	03/06/15				0.00			
Buffalo Creek PSD 90-A Sewer Revenue	07/24/90	8.100 - 8.100	438,497	307,042	16,511.85	10/29	BNY	S&J

ACCOUNT NAME	ISSUE DATE	INTEREST RATE	ORIGINAL ISSUE	OUTSTANDING 6/30/2016	ACCT BALANCE 6/30/2016	LAST DEBT	PAYING AGENT	BOND COUNSEL
Buffalo Creek PSD 90-A Sewer Reserve	07/24/90				37,516.20			
Buffalo Creek PSD 98-A Sewer Revenue	10/22/98	2.000 - 2.000	1,797,894	368,547	12,736.73	12/19	DEP	JK
Buffalo Creek PSD 98-A Sewer Reserve	10/22/98				109,447.05			
Burnsville 15-A Water Revenue	11/20/15	1.000 - 1.000	2,410,063	1,506,501	0.00	09/55	UNB	S&J
Burnsville 15-A Water Reserve	11/20/15				0.00			
Cabell County Schools 15 Refunding GO	10/06/15	2.000 - 5.000	29,120,000	24,275,000	0.00	05/21	DTC	S&J
Cabell County Schools 15 Refunding GO Sur Col	10/06/15				1,497,575.00			
Calhoun County Schools 11 GO	07/21/11	3.250 - 4.200	3,560,000	2,990,000	218,097.79	06/31	DTC	G&G
Camden-on-Gauley 97-B Sewer Revenue	08/28/97	0.000 - 0.000	555,400	300,991	1,194.44	06/37	UNB	JK
Camden-on-Gauley 97-B Sewer Reserve	08/28/97				14,335.18			
Camden-on-Gauley 13-A Water Revenue	05/24/13	0.000 - 0.000	880,500	741,694	2,823.37	06/44	BPH	S&J
Camden-on-Gauley 13-A Water Reserve	05/24/13				29,395.76			
Cameron 00-A Sewer Revenue	07/13/00	0.000 - 0.000	2,530,188	1,598,012	5,548.56	06/40	UNB	S&J
Cameron 00-A Sewer Reserve	07/13/00				66,610.08			
Cameron 97-A Sewer System Design Revenue	11/13/97	0.000 - 0.000	450,000	39,375	2,064.52	03/18	DEP	S&J
Cameron 97-A Sewer System Design Reserve	11/13/97				22,506.47			
Canaan Valley PSD 10-A Sewer Revenue	01/22/10	0.000 - 0.000	2,965,216	2,614,072	6,527.10	12/49	DEP	S&J
Canaan Valley PSD 10-A Sewer Reserve	01/22/10				35,835.49			
Capon Bridge 13-A Water Revenue	10/02/13	0.000 - 0.000	1,989,000	1,922,700	6,394.58	06/45	BPH	S&J
Capon Bridge 13-A Water Reserve	10/02/13				151,588.27			
Carpendale 91-A Sewer Revenue	10/10/91	7.750 - 7.750	968,298	713,828	44,604.36	10/31	BNY	S&J
Carpendale 91-A Sewer Reserve	10/10/91				79,477.99			
Carpendale 91-B Sewer Revenue	10/10/91	0.000 - 0.000	32,277	13,242	904.38	10/31	BNY	S&J
Carpendale 91-B Sewer Reserve	10/10/91				952.44			
Carpendale 94 Water Revenue	04/22/94	6.750 - 6.750	801,000	600,857	33,182.45	10/33	BNY	S&J
Carpendale 94 Water Reserve	04/22/94				58,764.92			
Cedar Grove 02 Sewer Revenue	07/31/02	0.000 - 0.000	1,500,000	850,000	4,751.55	06/33	DEP	S&J

ACCOUNT NAME	ISSUE DATE	INTEREST RATE	ORIGINAL ISSUE	OUTSTANDING 6/30/2016	ACCT BALANCE 6/30/2016	LAST DEBT	PAYING AGENT	BOND COUNSEL
Cedar Grove 02 Sewer Reserve	07/31/02				50,083.05			
Cedar Grove 94 Sewer Revenue	09/02/94	6.750 - 6.750	222,000	167,490	9,587.38	10/33	BNY	JK
Cedar Grove 94 Sewer Reserve	09/02/94				16,383.85			
Cedar Grove 81 (Series 79) Water Revenue	04/01/81	5.000 - 5.000	535,000	138,059	11,334.80	04/21	GMAC-CPT:BT	JK
Cedar Grove 81 (Series 79) Water Reserve	04/01/81				31,626.74			
Cedar Grove 81 (Series 79) Water R&R	04/01/81				28,511.78			
Center PSD 05-A Sewer Revenue	08/30/05	0.000 - 0.000	197,500	146,859	471.13	06/45	UNB	S&J
Center PSD 05-A Sewer Reserve	08/30/05				5,088.41			
Center PSD 89-A Sewer Revenue	11/22/89	8.400 - 8.400	1,415,213	1,000,763	52,341.19	10/29	BNY	S&J
Center PSD 89-A Sewer Reserve	11/22/89				124,252.80			
Center PSD 89-B Sewer Revenue	11/22/89	0.000 - 0.000	209,787	75,308	4,034.36	10/29	BNY	S&J
Center PSD 89-B Sewer Reserve	11/22/89				5,381.20			
Central Barbour PSD 02-A Water Reserve	12/13/02				19,772.81			
Central Barbour PSD 10-A Water Reserve	08/05/10				14,378.35			
Central Boaz PSD 88-A Sewer Revenue	05/19/88	9.000 - 9.000	692,181	440,605	28,731.86	10/26	BNY	BRD
Central Boaz PSD 88-A Sewer Reserve	05/19/88				63,647.98			
Central Boaz PSD 88-B Sewer Revenue	05/19/88	0.000 - 0.000	248,215	71,852	545.49	10/26	BNY	BRD
Central Boaz PSD 88-B Sewer Reserve	05/19/88				1,665.05			
Central Boaz PSD 12-A Water Reserve	06/27/12				13,119.03			
Central Boaz PSD 12-B Water Reserve	06/27/12				1,124.49			
Central Hampshire PSD 05-A Sewer Revenue	03/11/05	0.000 - 0.000	1,725,000	1,725,000	0.00	03/39	UNB	S&J
Central Hampshire PSD 05-A Sewer Reserve	03/11/05				0.00			
Central Hampshire PSD 05-B Sewer Revenue	03/11/05	0.000 - 0.000	1,599,500	1,384,260	1,760.94	03/39	UNB	S&J
Central Hampshire PSD 05-B Sewer Reserve	03/11/05				25,594.50			
Central Hampshire PSD 05-C Sewer Revenue	03/11/05	0.000 - 0.000	220,203	163,376	465.19	03/45	UNB	S&J
Central Hampshire PSD 05-C Sewer Reserve	03/11/05				5,682.65			
Central Hampshire PSD 99-A Sewer Revenue	04/27/99	0.000 - 0.000	2,836,000	602,650	12,707.55	09/20	DEP	S&J

ACCOUNT NAME	ISSUE DATE	INTEREST RATE	ORIGINAL ISSUE	OUTSTANDING 6/30/2016	ACCT BALANCE 6/30/2016	LAST DEBT	PAYING AGENT	BOND COUNSEL
Central Hampshire PSD 99-A Sewer Reserve	04/27/99				141,799.95			
Central Hampshire PSD 06-A Water Reserve	06/30/06				76,412.72			
Central Hampshire PSD 10-A Water Revenue	04/14/10	3.260 - 3.260	125,000	11,907	2,493.11	01/17	ROM	S&J
Central Hampshire PSD 10-A Water Reserve	04/14/10				20,658.55			
Central Hampshire PSD (GSV) 06-B Water Res	06/30/06				25,938.41			
Central Hampshire PSD (GSV) 06-A Water Res	06/29/06				34,372.51			
Century-Volga PSD 03-A Water Reserve	06/13/03				11,993.08			
Century-Volga PSD 09-A Water Revenue	12/22/09	0.000 - 0.000	700,000	609,080	3,003.78	12/49	UNB	S&J
Century-Volga PSD 09-A Water Reserve	12/22/09				18,282.59			
Ceredo 11-A Sewer Revenue	03/02/11	0.000 - 0.000	534,900	476,607	2,428.60	03/51	DEP	S&J
Ceredo 11-A Sewer Reserve	03/02/11				7,214.24			
Ceredo 91-A Sewer Revenue	07/10/91	8.100 - 8.100	618,069	432,784	29,436.31	10/29	BNY	JK
Ceredo 91-A Sewer Reserve	07/10/91				52,896.43			
Ceredo 91-B Sewer Revenue	07/10/91	0.000 - 0.000	27,906	10,281	1,887.50	10/29	BNY	JK
Ceredo 91-B Sewer Reserve	07/10/91				878.97			
Ceredo 07-A Water Revenue	06/14/07	0.000 - 0.000	2,700,000	2,047,500	17,289.79	03/39	BPH	S&J
Ceredo 07-A Water Reserve	06/14/07				90,144.93			
Chapmanville 13-A Water & Sewer Revenue	12/12/13	0.000 - 0.000	400,000	384,610	944.28	12/53	DEP	JK
Chapmanville 13-A Water & Sewer Reserve	12/12/13				1,626.28			
Chapmanville 14-A Water & Sewer Revenue	05/22/14	0.500 - 0.500	1,505,000	1,481,721	4,853.52	12/45	BPH	JK
Chapmanville 14-A Water & Sewer Reserve	05/22/14				3,155.21			
Chapmanville 86-B Water & Sewer Revenue	03/25/86	0.000 - 0.000	99,740	24,935	5,803.93	10/25	BNY	JK
Chapmanville 86-B Water & Sewer Reserve	03/25/86				3,791.95			
Chapmanville 99-A Water & Sewer Revenue	08/24/99	0.000 - 0.000	140,000	28,000	790.52	06/20	DEP	JK
Chapmanville 99-A Water & Sewer Reserve	08/24/99				7,590.32			
Charles Town 00-A Water & Sewer Revenue	06/22/00	2.000 - 2.000	3,163,781	999,300	17,656.58	12/21	DEP	S&J
Charles Town 00-A Water & Sewer Reserve	06/22/00				192,598.01			

ACCOUNT NAME	ISSUE DATE	INTEREST RATE	ORIGINAL ISSUE	OUTSTANDING 6/30/2016	ACCT BALANCE 6/30/2016	LAST DEBT	PAYING AGENT	BOND COUNSEL
Charles Town 02-A Water & Sewer Revenue	08/22/02	5.800 - 5.800	1,100,000	931,380	27,729.53	10/39	BNY	S&J
Charles Town 02-A Water & Sewer Reserve	08/22/02				73,026.19			
Charles Town 02-B Water & Sewer Revenue	08/22/02	0.000 - 0.000	3,600,000	2,431,169	7,881.92	06/42	UNB	S&J
Charles Town 02-B Water & Sewer Reserve	08/22/02				93,738.50			
Charles Town 10-A Water & Sewer Revenue	01/13/10	2.000 - 2.000	912,458	706,981	4,676.76	03/31	BPH	S&J
Charles Town 10-A Water & Sewer Reserve	01/13/10				29,636.41			
Charles Town 10-B Water & Sewer Revenue	01/13/10	2.000 - 2.000	100,000	77,480	511.55	03/31	BPH	S&J
Charles Town 10-B Water & Sewer Reserve	01/13/10				3,249.38			
Charles Town 10-C Water & Sewer Revenue	12/02/10	0.000 - 0.000	1,250,000	1,041,660	3,777.74	06/41	DEP	S&J
Charles Town 10-C Water & Sewer Reserve	12/02/10				21,337.70			
Charles Town 10-D Water & Sewer Revenue	12/02/10	0.000 - 0.000	500,000	416,660	1,511.40	06/41	DEP	S&J
Charles Town 10-D Water & Sewer Reserve	12/02/10				8,489.12			
Charles Town 11-A Water & Sewer Revenue	07/22/11	0.000 - 0.000	13,147,192	6,259,321	22,440.94	06/41	DEP	S&J
Charles Town 11-A Water & Sewer Reserve	07/22/11				84,394.70			
Charles Town 13-A Water & Sewer Revenue	06/27/13	0.500 - 0.500	591,977	559,828	2,744.28	09/44	DEP	S&J
Charles Town 13-A Water & Sewer Reserve	06/27/13				3,902.50			
Charles Town 13-B Water & Sewer Revenue	10/01/13	3.000 - 5.300	2,970,000	2,865,000	76,868.33	10/43	DTC	S&J
Charles Town 13-B Water & Sewer Reserve	10/01/13				194,709.76			
Charles Town 14-A Water & Sewer Revenue	06/18/14	0.500 - 0.500	4,058,900	4,027,528	14,332.62	03/46	DEP	S&J
Charles Town 14-A Water & Sewer Reserve	06/18/14				4,861.08			
Charles Town 14-C Water & Sewer Revenue	10/31/14	2.500 - 4.750	820,000	790,000	23,737.71	12/32	DTC	S&J
Charles Town 14-C Water & Sewer Reserve	10/31/14				69,630.98			
Charles Town 14-D Water & Sewer Revenue	10/31/14	3.000 - 5.000	1,445,000	1,310,000	13,118.18	06/28	DTC	S&J
Charles Town 14-D Water & Sewer Reserve	10/31/14				144,725.38			
Charles Town 14-E Water & Sewer Revenue	10/31/14	1.500 - 3.400	1,425,000	1,265,000	13,665.92	06/26	DTC	S&J
Charles Town 14-E Water & Sewer Reserve	10/31/14				142,684.24			
Charles Town 15-A Water & Sewer Refunding Revenue	11/19/15	1.500 - 3.500	2,750,000	2,750,000	86,392.17	12/32	DTC	S&J

ACCOUNT NAME	ISSUE DATE	INTEREST RATE	ORIGINAL ISSUE	OUTSTANDING 6/30/2016	ACCT BALANCE 6/30/2016	LAST DEBT	PAYING AGENT	BOND COUNSEL
Charles Town 15-B Water & Sewer Refunding Revenue	11/19/15	1.500 - 4.000	4,355,000	4,355,000	251,556.02	10/28	DTC	S&J
Charles Town 15-B Water & Sewer Refunding Reserve	11/19/15				0.00			
Charles Town 16-A Water & Sewer Revenue	03/17/16	1.600 - 4.500	7,695,000	7,695,000	97,058.97	03/46	DTC	S&J
Charles Town 16-A Water & Sewer Reserve	03/17/16				0.00			
Charles Town 87-B Water & Sewer Revenue	11/18/87	0.000 - 0.000	413,629	119,735	8,242.17	10/26	BNY	S&J
Charles Town 87-B Water & Sewer Reserve	11/18/87				10,914.34			
Charles Town 88-B (B2) Water & Sewer Revenue	05/20/88	0.000 - 0.000	558,000	185,992	10,809.28	10/28	BNY	S&J
Charles Town 88-B (B2) Water & Sewer Reserve	05/20/88				14,345.92			
Charles Town 88-B (B1) Water & Sewer Revenue	05/04/88	0.000 - 0.000	295,916	98,628	5,746.83	10/28	BNY	S&J
Charles Town 88-B (B1) Water & Sewer Reserve	05/04/88				7,606.52			
Charles Town 89-B Water & Sewer Revenue	04/13/89	0.000 - 0.000	117,480	42,172	2,268.29	10/29	BNY	S&J
Charles Town 89-B Water & Sewer Reserve	04/13/89				3,020.23			
Charles Town 98 Water & Sewer Design Revenue	09/29/98	2.000 - 2.000	437,601	83,501	2,440.64	09/19	DEP	S&J
Charles Town 98 Water & Sewer Design Reserve	09/29/98				26,639.32			
Charleston 09-A Civic Center Imp Revenue	12/17/09	3.000 - 4.400	3,275,000	2,220,000	132,986.32	12/24	DTC	JK
Charleston 98 Civic Center Imp Revenue	09/01/98	4.600 - 5.100	3,635,000	1,655,000	193,610.04	09/23	DTC	G&G
Charleston 01-A Sewer Revenue	02/22/01	2.000 - 2.000	1,111,357	381,072	17,947.33	06/22	DEP	JK
Charleston 01-A Sewer Reserve	02/22/01				67,678.52			
Charleston 01-B Sewer Revenue	05/22/01	7.850 - 7.850	823,741	605,429	42,748.63	10/29	BNY	JK
Charleston 01-B Sewer Reserve	05/22/01				72,863.89			
Charleston 01-C Sewer Revenue	05/22/01	0.000 - 0.000	30,491	14,720	1,150.36	10/29	BNY	JK
Charleston 01-C Sewer Reserve	05/22/01				1,344.41			
Charleston 04-A Sewer Revenue	03/23/04	2.000 - 2.000	9,835,120	4,913,056	92,358.52	06/25	DEP	JK
Charleston 04-A Sewer Reserve	03/23/04				598,390.14			
Charleston 05-A Sewer Revenue	05/05/05	5.050 - 5.050	36,617,310	32,485,154	886,025.17	10/44	BNY	JK
Charleston 05-A Sewer Reserve	05/05/05				2,159,376.66			
Charleston 05-B1 Sewer Revenue	05/05/05	2.000 - 2.000	1,822,690	1,479,989	38,757.50	10/44	BBT	JK

ACCOUNT NAME	ISSUE DATE	INTEREST RATE	ORIGINAL ISSUE	OUTSTANDING 6/30/2016	ACCT BALANCE 6/30/2016	LAST DEBT	PAYING AGENT	BOND COUNSEL
Charleston 05-B2 Sewer Revenue	05/05/05	2.000 - 2.000	334,771	183,905	14,501.72	10/25	BBT	JK
Charleston 08-A Sewer Revenue	06/26/08	2.000 - 2.000	9,000,000	6,562,582	53,948.11	03/30	DEP	JK
Charleston 08-A Sewer Reserve	06/26/08				547,579.00			
Charleston 11-A Sewer Revenue	12/13/11	2.000 - 2.000	25,877,009	22,900,789	147,663.40	09/33	DEP	JK
Charleston 11-A Sewer Reserve	12/13/11				1,574,414.02			
Charleston 13-A Sewer Revenue	03/27/13	0.000 - 0.000	9,799,296	8,637,960	51,010.08	06/31	DEP	JK
Charleston 13-A Sewer Reserve	03/27/13				581,827.10			
Charleston 89-A Sewer Revenue	03/21/89	8.400 - 8.400	1,912,194	1,352,201	96,439.93	10/29	BNY	JK
Charleston 89-A Sewer Reserve	03/21/89				168,014.77			
Charleston 89-B Sewer Revenue	03/21/89	0.000 - 0.000	283,458	101,754	7,515.04	10/29	BNY	JK
Charleston 89-B Sewer Reserve	03/21/89				7,350.55			
Charleston 89-C Sewer Revenue	11/21/89	8.400 - 8.400	829,856	586,830	41,927.33	10/29	BNY	JK
Charleston 89-C Sewer Reserve	11/21/89				72,907.58			
Charleston 89-D Sewer Revenue	11/21/89	0.000 - 0.000	123,015	44,159	3,278.85	10/29	BNY	JK
Charleston 89-D Sewer Reserve	11/21/89				4,194.58			
Charleston 96-A Sewer Revenue	10/09/96	2.000 - 2.000	2,671,058	278,546	43,096.67	03/18	DEP	JK
Charleston 96-A Sewer Reserve	10/09/96				162,511.93			
Charleston 96-B Sewer Revenue	11/26/96	2.000 - 2.000	395,299	29,592	6,377.58	09/17	DEP	JK
Charleston 96-B Sewer Reserve	11/26/96				24,050.87			
Charleston 97-A Sewer Revenue	07/22/97	2.000 - 2.000	732,688	87,105	11,842.65	06/18	DEP	JK
Charleston 97-A Sewer Reserve	07/22/97				44,618.48			
Charleston 97-B Sewer Revenue	10/07/97	2.000 - 2.000	5,237,584	849,846	84,506.25	03/19	DEP	JK
Charleston 97-B Sewer Reserve	10/07/97				318,665.45			
Charleston 98-A Sewer Revenue	12/10/98	2.000 - 2.000	994,537	175,609	16,058.91	06/19	DEP	JK
Charleston 98-A Sewer Reserve	12/10/98				60,561.74			
Charleston 99-A Sewer Revenue	06/22/99	8.380 - 8.380	686,229	450,388	39,832.80	10/26	BNY	JK
Charleston 99-A Sewer Reserve	06/22/99				64,316.57			

ACCOUNT NAME	ISSUE DATE	INTEREST RATE	ORIGINAL ISSUE	OUTSTANDING 6/30/2016	ACCT BALANCE 6/30/2016	LAST DEBT	PAYING AGENT	BOND COUNSEL
Charleston 99-B Sewer Revenue	06/22/99	0.000 - 0.000	132,072	51,886	5,022.19	10/26	BNY	JK
Charleston 99-B Sewer Reserve	06/22/99				6,167.54			
Chas-Kanawha County Reg Devel Auth 00-A Water Rev	01/27/00	4.350 - 6.375	8,705,000	7,195,000	95,459.73	06/39	BNY	VLF
Chas-Kanawha County Reg Devel Auth 05-A Water Res	06/28/05				37,599.47			
Chas-Kanawha County Reg Devel Auth 09-A Water Res	04/16/09				23,090.79			
Chas-Kanawha County Reg Devel Auth 09-B Water Rev	06/29/09	0.000 - 0.000	167,300	128,398	532.23	12/48	UNB	S&J
Chas-Kanawha County Reg Devel Auth 09-B Water Res	06/29/09				0.00			
Chester 88-A Water & Sewer Revenue	07/06/88	9.000 - 9.000	1,133,851	791,483	52,499.87	10/28	BNY	S&J
Chester 88-A Water & Sewer Reserve	07/06/88				105,893.28			
Chester 88-B Water & Sewer Revenue	07/06/88	0.000 - 0.000	283,463	94,495	6,102.11	10/28	BNY	S&J
Chester 88-B Water & Sewer Reserve	07/06/88				7,290.75			
Chester 96-A Water & Sewer Revenue	12/17/96	0.000 - 0.000	1,301,239	113,858	17,774.81	03/18	DEP	S&J
Chester 96-A Water & Sewer Reserve	12/17/96				65,167.67			
Chestnut Ridge PSD 14-A Water Revenue	08/12/14	0.000 - 0.000	1,075,000	1,045,398	2,350.87	06/31	UNB	S&J
Chestnut Ridge PSD 14-A Water Reserve	08/12/14				937.23			
Chestnut Ridge PSD 95 Water Revenue	10/10/95	6.750 - 6.750	185,000	139,595	7,731.77	10/33	BNY	S&J
Chestnut Ridge PSD 95 Water Reserve	10/10/95				13,648.22			
Clarksburg 09-A Sewer Revenue	07/08/09	0.000 - 0.000	1,000,000	700,000	8,815.83	06/30	DEP	S&J
Clarksburg 09-A Sewer Reserve	07/08/09				50,292.35			
Clarksburg 14-A Sewer Revenue	01/09/14	0.500 - 0.500	12,000,000	10,853,063	46,171.30	09/45	DEP	S&J
Clarksburg 14-A Sewer Reserve	01/09/14				35,945.63			
Clarksburg 96 Sewer Revenue	10/24/96	2.000 - 2.000	6,484,243	770,884	67,358.52	06/18	DEP	S&J
Clarksburg 96 Sewer Reserve	10/24/96				394,514.76			
Clarksburg 01-A Water Revenue	04/23/01	2.000 - 2.000	2,383,850	785,252	27,654.70	03/22	BPH	S&J
Clarksburg 01-A Water Reserve	04/23/01				145,038.43			
Clarksburg 04-A Water Revenue	09/28/04	5.000 - 5.000	1,885,764	1,075,973	101,096.63	10/24	BNY	S&J
Clarksburg 04-A Water Reserve	09/28/04				151,514.57			

ACCOUNT NAME	ISSUE DATE	INTEREST RATE	ORIGINAL ISSUE	OUTSTANDING 6/30/2016	ACCT BALANCE 6/30/2016	LAST DEBT	PAYING AGENT	BOND COUNSEL
Clarksburg 13-A Water Refunding Revenue	04/26/13	1.000 - 2.200	9,220,000	5,690,000	1,505,494.83	09/19	DTC	S&J
Clarksburg 13-A Water Refunding Reserve	04/26/13				922,818.45			
Clarksburg 14-A Water Revenue	11/06/14	1.500 - 4.500	3,965,000	3,725,000	59,111.58	06/34	DTC	S&J
Clarksburg 14-A Water Reserve	11/06/14				292,258.84			
Clay 09-A Water & Sewer Reserve	10/16/09				22,101.74			
Clay 09-B Water & Sewer Revenue	10/16/09	0.000 - 0.000	550,000	474,988	2,384.94	09/49	UNB	G&G
Clay 09-B Water & Sewer Reserve	10/16/09				0.00			
Clay 98-B Water & Sewer Revenue	03/27/98	0.000 - 0.000	185,000	102,645	1,610.96	12/37	UNB	S&J
Clay 98-B Water & Sewer Reserve	03/27/98				4,791.35			
Clay-Battelle PSD 15-A Water Revenue	07/22/15	2.500 - 2.500	1,500,000	1,500,000	0.00	03/37	BPH	S&J
Clay-Battelle PSD 15-A Water Reserve	07/22/15				0.00			
Clay-Battelle PSD 15-B Water Revenue	07/22/15	0.500 - 0.500	3,879,958	3,115,117	0.00	03/47	BPH	S&J
Clay-Battelle PSD 15-B Water Reserve	07/22/15				0.00			
Clay County PSD 05-A Water Reserve	12/19/05				29,325.06			
Clay County PSD 94-B Water Revenue	10/21/94	6.750 - 6.750	333,000	251,234	13,978.54	10/33	BNY	JK
Clay County PSD 94-B Water Reserve	10/21/94				24,561.67			
Clay-Roane PSD 04-A Water Revenue	11/12/04	0.000 - 0.000	1,000,000	743,421	2,349.93	09/44	UNB	G&G
Clay-Roane PSD 04-A Water Reserve	11/12/04				26,232.98			
Clay-Roane PSD 04-B Water Reserve	11/12/04				19,204.73			
Clay-Roane PSD 08 Water Reserve	06/26/08				2,679.56			
Clay-Roane PSD 82 Water Reserve	09/24/82				11,334.80			
Clay-Roane PSD 90 Water Reserve	11/05/90				26,564.74			
Clay-Roane PSD 97 Water Reserve	04/04/97				2,219.84			
Claywood Park PSD 01 Sewer Revenue	01/04/01	0.000 - 0.000	1,800,000	945,000	5,391.88	03/32	DEP	BRM
Claywood Park PSD 01 Sewer Reserve	01/04/01				60,044.52			
Claywood Park PSD 08-A Sewer Revenue	10/27/08	0.000 - 0.000	5,500,000	5,145,938	6,784.94	12/41	DEP	S&J
Claywood Park PSD 08-A Sewer Reserve	10/27/08				35,963.70			

ACCOUNT NAME	ISSUE DATE	INTEREST RATE	ORIGINAL ISSUE	OUTSTANDING 6/30/2016	ACCT BALANCE 6/30/2016	LAST DEBT	PAYING AGENT	BOND COUNSEL
Claywood Park PSD 08-B Sewer Revenue	10/27/08	0.000 - 0.000	1,500,000	1,264,704	3,272.76	09/48	UNB	S&J
Claywood Park PSD 08-B Sewer Reserve	10/27/08				23,886.14			
Claywood Park PSD 09-A Sewer Revenue	06/18/09	0.000 - 0.000	1,027,500	879,770	2,349.64	03/49	DEP	S&J
Claywood Park PSD 09-A Sewer Reserve	06/18/09				15,340.39			
Claywood Park PSD 09-C Sewer Revenue	06/18/09	0.000 - 0.000	100,000	85,612	218.59	03/49	UNB	S&J
Claywood Park PSD 09-C Sewer Reserve	06/18/09				1,484.51			
Claywood Park PSD 15-B Sewer Revenue	02/11/15	0.000 - 0.000	3,040,000	3,011,019	0.00	12/54	UNB	BRM
Claywood Park PSD 15-B Sewer Reserve	02/11/15				0.00			
Claywood Park PSD 89-A Sewer Revenue	10/10/89	8.400 - 8.400	2,801,862	1,981,326	101,474.89	10/29	BNY	JK
Claywood Park PSD 89-A Sewer Reserve	10/10/89				246,205.67			
Claywood Park PSD 89-B Sewer Revenue	10/10/89	0.000 - 0.000	415,340	149,096	8,011.25	10/29	BNY	JK
Claywood Park PSD 89-B Sewer Reserve	10/10/89				10,662.56			
Claywood Park PSD 06-A Water Refunding Reserve	06/28/06				181,088.16			
Claywood Park PSD 06-B Water Refunding Reserve	06/28/06				37,073.21			
Claywood Park PSD 06-C Water Refunding Reserve	06/28/06				111,172.73			
Claywood Park PSD 08-A Water Refunding Reserve	05/08/08				95,642.17			
Claywood Park PSD 11-A Water Reserve	04/15/11				37,977.69			
Claywood Park PSD 16-A Water Revenue	06/02/16	0.500 - 0.500	4,343,944	589,385	0.00	06/47	BPH	BRM
Claywood Park PSD 16-A Water Reserve	06/02/16				0.00			
Claywood Park PSD 16 Water Refunding Revenue	04/22/16	1.000 - 4.750	2,990,000	2,990,000	30,423.25	11/42	DTC	BRM
Claywood Park PSD 16 Water Refunding Reserve	04/22/16				142,033.91			
Clover PSD 01 Water Reserve	03/07/01				11,518.12			
Clover PSD 12 Water Reserve	02/24/12				8,925.80			
Concord University Twin Towers Dorm-Dh 67 R&R	05/01/67				4,711.23			
Cool Ridge-Flat Top PSD 07-A Water Reserve	03/01/07				23,572.06			
Cool Ridge-Flat Top PSD 07-B Water Reserve	03/01/07				38,764.20			
Coons Run PSD 10-A Water Revenue	01/27/10	0.000 - 0.000	1,200,000	990,000	6,269.10	03/41	BPH	S&J

ACCOUNT NAME	ISSUE DATE	INTEREST RATE	ORIGINAL ISSUE	OUTSTANDING 6/30/2016	ACCT BALANCE 6/30/2016	LAST DEBT	PAYING AGENT	BOND COUNSEL
Coons Run PSD 10-A Water Reserve	01/27/10				24,111.07			
Cottageville PSD 99 Sewer Revenue	02/24/99	2.000 - 2.000	429,090	106,022	2,900.29	09/20	DEP	G&G
Cottageville PSD 99 Sewer Reserve	02/24/99				26,127.45			
Cottageville PSD 09 Water Reserve	04/03/09				11,431.12			
Cottageville PSD 80 Water Reserve	10/21/80				7,144.12			
Cottageville PSD 80 Water Depreciation	03/21/89				10,760.27			
Cottageville PSD 83 Water Reserve	10/25/83				18,048.47			
Cottageville PSD 83 Water Depreciation	03/15/90				18,623.54			
Cottageville PSD 90-A Water Reserve	03/15/90				39,076.82			
Cottageville PSD 90-A Water Depreciation	10/25/83				24,786.70			
Cottageville PSD 90-B Water Reserve	03/21/89				6,444.64			
Cottageville PSD 90-B Water Depreciation	10/21/80				3,769.41			
Cowen PSD 04-A Water & Sewer Revenue	12/29/04	0.000 - 0.000	400,000	266,666	4,893.06	06/36	BPH	S&J
Cowen PSD 04-A Water & Sewer Reserve	12/29/04				14,466.34			
Cowen PSD 04-B Water & Sewer Revenue	12/29/04	2.000 - 2.000	800,000	439,769	15,826.51	06/26	BPH	S&J
Cowen PSD 04-B Water & Sewer Reserve	12/29/04				48,674.55			
Cowen PSD 13-A Water & Sewer Reserve	03/01/13				5,854.73			
Cowen PSD 13-B Water & Sewer Revenue	06/25/13	0.500 - 0.500	210,000	198,597	3,570.39	09/44	BPH	JK
Cowen PSD 13-B Water & Sewer Reserve	06/25/13				10,317.08			
Cowen PSD 16-A Water & Sewer Revenue	01/21/16	0.500 - 0.500	2,892,500	671,175	0.00	06/48	BPH	JK
Cowen PSD 16-A Water & Sewer Reserve	01/21/16				0.00			
Crab Orchard-MacArthur PSD 01-A Sewer Revenue	10/03/01	0.000 - 0.000	6,818,600	3,807,034	24,249.78	03/33	DEP	S&J
Crab Orchard-MacArthur PSD 01-A Sewer Reserve	10/03/01				227,731.54			
Crab Orchard-MacArthur PSD 06-A Sewer Revenue	09/06/06	0.000 - 0.000	1,314,606	953,085	3,937.99	03/38	DEP	S&J
Crab Orchard-MacArthur PSD 06-A Sewer Reserve	09/06/06				43,906.56			
Crab Orchard-MacArthur PSD 06-B Sewer Revenue	09/06/06	0.000 - 0.000	5,852,000	4,628,032	12,776.16	09/46	UNB	S&J
Crab Orchard-MacArthur PSD 06-B Sewer Reserve	09/06/06				153,102.51			

ACCOUNT NAME	ISSUE DATE	INTEREST RATE	ORIGINAL ISSUE	OUTSTANDING 6/30/2016	ACCT BALANCE 6/30/2016	LAST DEBT	PAYING AGENT	BOND COUNSEL
Crab Orchard-MacArthur PSD 08-A Sewer Refunding Revenue	03/27/08	3.910 - 3.910	3,712,815	2,291,413	24,479.94	10/25	BBT:BH	BRM
Crab Orchard-MacArthur PSD 08-A Sewer Reserve	03/27/08				293,813.87			
Crab Orchard-MacArthur PSD 08-B Sewer Revenue	08/05/08	0.000 - 0.000	275,000	230,050	599.66	06/48	UNB	S&J
Crab Orchard-MacArthur PSD 08-B Sewer Reserve	08/05/08				7,200.83			
Crab Orchard-MacArthur PSD 08-C Sewer Revenue	12/04/08	0.000 - 0.000	201,487	145,237	828.03	09/32	DEP	S&J
Crab Orchard-MacArthur PSD 08-C Sewer Reserve	12/04/08				7,045.59			
Crab Orchard-MacArthur PSD 11-A Sewer Revenue	07/22/11	0.000 - 0.000	4,513,128	3,986,588	13,515.22	12/42	DEP	S&J
Crab Orchard-MacArthur PSD 11-A Sewer Reserve	07/22/11				137,810.58			
Crab Orchard-MacArthur PSD 86-B Sewer Revenue	05/29/86	0.000 - 0.000	161,688	41,458	3,839.61	10/25	BNY	S&J
Crab Orchard-MacArthur PSD 86-B Sewer Reserve	05/29/86				4,157.97			
Crab Orchard-MacArthur PSD 97-A Sewer Revenue	06/05/97	0.000 - 0.000	250,000	31,250	1,708.05	12/18	DEP	BRM
Crab Orchard-MacArthur PSD 97-A Sewer Reserve	06/05/97				12,535.16			
Crab Orchard-MacArthur PSD 97-B Sewer Revenue	06/05/97	0.000 - 0.000	1,774,300	963,628	6,096.21	06/37	UNB	BRM
Crab Orchard-MacArthur PSD 97-B Sewer Reserve	06/05/97				45,942.61			
Crab Orchard-MacArthur PSD 99 Sewer Revenue	12/16/99	2.000 - 2.000	478,630	138,108	3,242.36	06/21	DEP	S&J
Crab Orchard-MacArthur PSD 99 Sewer Reserve	12/16/99				29,148.87			
Craigsville PSD 05-A Sewer Revenue	07/11/05	0.000 - 0.000	1,272,440	964,726	0.00	06/45	UNB	S&J
Craigsville PSD 05-A Sewer Reserve	07/11/05				24,541.50			
Craigsville PSD 86-A Sewer Revenue	02/18/86	9.750 - 9.750	650,000	403,393	21,950.91	10/25	BNY	S&J
Craigsville PSD 86-A Sewer Reserve	02/18/86				56,913.63			
Craigsville PSD 16-A Water Reserve	02/12/16				0.00			
Craigsville PSD 98-A Water Revenue	01/06/98	0.000 - 0.000	1,361,000	750,295	2,908.00	12/37	UNB	S&J
Craigsville PSD 98-A Water Reserve	01/06/98				34,981.23			
Crum PSD 02-A Water Reserve	05/09/02				49,641.70			
Crum PSD 10-A Water Reserve	03/15/10				34,032.48			
Crum PSD 10-B Water Reserve	03/15/10				19,131.57			
Crum PSD 12-A Water Reserve	02/28/12				17,098.67			

ACCOUNT NAME	ISSUE DATE	INTEREST RATE	ORIGINAL ISSUE	OUTSTANDING 6/30/2016	ACCT BALANCE 6/30/2016	LAST DEBT	PAYING AGENT	BOND COUNSEL
Crum PSD 93 Water Reserve	09/08/93				8,856.17			
Culloden PSD 03-A Sewer Revenue	07/31/03	0.000 - 0.000	689,000	467,966	4,948.45	06/43	DEP	S&J
Culloden PSD 03-A Sewer Reserve	07/31/03				18,399.04			
Culloden PSD 03-C Sewer Refunding Revenue	07/31/03	5.000 - 5.000	84,000	32,049	6,423.09	10/20	BBT	S&J
Culloden PSD 03-C Sewer Refunding Reserve	07/31/03				7,425.57			
Culloden PSD 04-A Sewer Revenue	12/29/04	0.000 - 0.000	1,100,000	809,032	7,961.64	12/44	DEP	S&J
Culloden PSD 04-A Sewer Reserve	12/29/04				28,440.73			
Danese PSD 02-A Water Reserve	08/22/02				25,174.02			
Danese PSD 02-A Water Depreciation	08/22/02				2,315.26			
Danese PSD 09-A Water Reserve	09/24/09				34,134.38			
Delbarton 11-A Sewer Revenue	11/03/11	0.000 - 0.000	3,131,150	2,923,780	7,587.08	09/51	DEP	JK
Delbarton 11-A Sewer Reserve	11/03/11				21,456.39			
Delbarton 01-A Water Revenue	07/18/01	0.000 - 0.000	258,000	137,600	9,092.65	06/32	BPH	S&J
Delbarton 01-A Water Reserve	07/18/01				8,872.15			
Doddridge County Schools 15 Refunding GO	06/23/15	1.350 - 2.000	3,050,000	2,315,000	15,460.33	05/19	DTC	S&J
Doddridge County Schools 15 Ref Spec Surp	06/24/15				403,442.00			
Dunbar 14-A Sewer Revenue	01/09/14	0.500 - 0.500	11,369,412	10,864,605	31,009.93	09/35	DEP	S&J
Dunbar 14-A Sewer Reserve	01/09/14				22,932.47			
Dunbar 99 Sewer Revenue	08/24/99	0.000 - 0.000	16,152,148	6,678,287	55,369.61	03/27	DEP	JTP
Dunbar 99 Sewer Reserve	08/24/99				622,743.49			
East Bank 87 Water Reserve	09/09/87				10,019.38			
East View PSD 86-A Sewer Revenue	06/13/86	9.750 - 9.750	340,000	211,517	13,293.18	10/25	BNY	S&J
East View PSD 86-A Sewer Reserve	06/13/86				26,006.85			
Eastern Wyoming PSD 01-A Water Revenue	10/16/01	0.000 - 0.000	360,000	186,000	1,152.76	12/31	BPH	STB
Eastern Wyoming PSD 01-A Water Reserve	10/16/01				12,007.79			
Eastern Wyoming PSD 04-A Water Revenue	08/24/04	0.000 - 0.000	570,000	370,500	1,824.90	12/35	BPH	STB
Eastern Wyoming PSD 04-A Water Reserve	08/24/04				18,861.67			

ACCOUNT NAME	ISSUE DATE	INTEREST RATE	ORIGINAL ISSUE	OUTSTANDING 6/30/2016	ACCT BALANCE 6/30/2016	LAST DEBT	PAYING AGENT	BOND COUNSEL
Eastern Wyoming PSD 06-A Water Revenue	01/12/06	0.000 - 0.000	2,570,000	1,820,405	8,218.80	09/37	BPH	STB
Eastern Wyoming PSD 06-A Water Reserve	01/12/06				75,754.05			
Eastern Wyoming PSD 09-A Water Revenue	10/16/09	0.000 - 0.000	1,000,000	863,626	2,165.68	09/49	UNB	STB
Eastern Wyoming PSD 09-A Water Reserve	10/16/09				13,870.14			
Eastern Wyoming PSD 14-A Water Revenue	03/25/14	0.000 - 0.000	250,000	238,919	530.71	03/54	UNB	STB
Eastern Wyoming PSD 14-A Water Reserve	03/25/14				1,162.27			
Eastern Wyoming PSD 15-A Water Revenue	04/16/15	1.000 - 1.000	315,000	224,480	0.00	03/55	UNB	JK
Eastern Wyoming PSD 15-A Water Reserve	04/16/15				0.00			
Eastern Wyoming PSD 16-A Water Revenue	03/16/16	1.000 - 1.000	1,278,826	26,890	0.00	03/56	UNB	JK
Eastern Wyoming PSD 16-A Water Reserve	03/16/16				0.00			
Elizabeth 14-A Sewer Revenue	04/03/14	0.000 - 0.000	2,471,733	2,404,823	3,634.74	09/52	DEP	G&G
Elizabeth 14-A Sewer Reserve	04/03/14				4,127.01			
Elizabeth 82-A Sewer R&R	09/13/82				1,260.09			
Elizabeth 82-B Sewer Revenue	09/13/82	0.000 - 0.000	87,894	9,502	1,785.08	10/19	BNY	S&J
Elizabeth 99 Sewer Revenue	08/31/99	0.000 - 0.000	108,000	24,300	568.31	12/20	DEP	G&G
Elizabeth 99 Sewer Reserve	08/31/99				5,409.53			
Elizabeth 02 Water Reserve	02/06/02				16,180.17			
Elizabeth 08 Water Reserve	02/08/08				28,958.01			
Elizabeth 82 Water Reserve	06/09/82				32,055.15			
Elizabeth 82 Water Depreciation	06/09/82				65,343.70			
Elk Valley PSD 08-A Sewer Revenue	08/12/08	0.000 - 0.000	18,061,117	15,050,917	63,376.62	06/41	DEP	G&G
Elk Valley PSD 08-A Sewer Reserve	08/12/08				308,828.77			
Elk Valley PSD 14-A Sewer Revenue	03/13/14	0.500 - 0.500	1,416,459	1,361,582	4,587.39	03/45	DEP	G&G
Elk Valley PSD 14-A Sewer Reserve	03/13/14				6,790.09			
Elk Valley (Big Sandy) PSD 90-A S Revenue	07/12/90	8.100 - 8.100	1,388,390	972,175	58,757.25	10/29	BNY	S&J
Elk Valley (Big Sandy) PSD 90-A Sewer Reserve	07/12/90				118,774.96			
Elk Valley (Big Sandy) PSD 90-B S Revenue	07/12/90	0.000 - 0.000	62,701	23,100	2,535.35	10/29	BNY	S&J

ACCOUNT NAME	ISSUE DATE	INTEREST RATE	ORIGINAL ISSUE	OUTSTANDING 6/30/2016	ACCT BALANCE 6/30/2016	LAST DEBT	PAYING AGENT	BOND COUNSEL
Elk Valley (Big Sandy) PSD 90-B S Reserve	07/12/90				2,673.87			
Elk Valley (Elk-Pinch) PSD 87-A Sewer Revenue	08/20/87	8.380 - 8.380	5,227,400	3,221,792	242,590.12	10/26	BNY	LFG
Elk Valley (Elk-Pinch) PSD 87-A Sewer Reserve	08/20/87				460,049.66			
Elk Valley (Elk-Pinch) PSD 87-B Sewer Revenue	08/20/87	0.000 - 0.000	1,282,163	371,152	28,247.50	10/26	BNY	LFG
Elk Valley (Elk-Pinch) PSD 87-B Sewer Reserve	08/20/87				33,787.19			
Elkins 04-A Sewer Refunding Revenue	06/18/04	4.250 - 4.250	1,022,000	241,462	7,775.79	03/19	DAVISTR:BH	S&J
Elkins 04-A Sewer Refunding Reserve	06/18/04				93,314.87			
Elkins 06-A Sewer Refunding Revenue	12/12/06	2.000 - 2.000	8,576,641	5,646,794	46,967.21	09/28	DEP	S&J
Elkins 06-A Sewer Refunding Reserve	12/12/06				522,537.66			
Elkins 09-A Sewer Revenue	06/18/09	0.000 - 0.000	882,770	713,467	2,831.93	09/40	DEP	S&J
Elkins 09-A Sewer Reserve	06/18/09				29,482.86			
Elkins 15-A Sewer Revenue	04/15/15	1.000 - 1.000	2,793,855	2,215,164	7,271.57	03/55	UNB	S&J
Elkins 15-A Sewer Reserve	04/15/15				725.48			
Elkins 86-B Sewer Revenue	04/28/86	0.000 - 0.000	517,001	129,250	21,203.86	10/25	BNY	JK
Elkins 86-B Sewer Reserve	04/28/86				12,948.31			
Elkins 96-A Sewer Revenue	08/22/96	2.000 - 2.000	300,000	18,010	1,657.70	06/17	DEP	S&J
Elkins 96-A Sewer Reserve	08/22/96				18,261.37			
Elkins 15-A2 Water Reserve	12/09/15				0.00			
Elkins 15-A1 Water Reserve	12/09/15				0.00			
Elkins 15-B Water Reserve	12/09/15				0.00			
Elkins 15-C Water Revenue	12/09/15	1.000 - 1.000	15,500,000	3,354,101	0.00	12/55	UNB	S&J
Elkins 15-C Water Reserve	12/09/15				0.00			
Elkins Road PSD 04-A Water Reserve	12/20/04				26,211.10			
Elkins Road PSD 04-B Water Revenue	12/20/04	0.000 - 0.000	1,509,788	1,124,940	5,114.21	12/44	UNB	S&J
Elkins Road PSD 04-B Water Reserve	12/20/04				38,867.69			
Elkins Road PSD 98-A Water Revenue	09/10/98	0.000 - 0.000	2,032,000	1,166,761	6,788.88	09/38	UNB	S&J
Elkins Road PSD 98-A Water Reserve	09/10/98				52,518.26			

ACCOUNT NAME	ISSUE DATE	INTEREST RATE	ORIGINAL ISSUE	OUTSTANDING 6/30/2016	ACCT BALANCE 6/30/2016	LAST DEBT	PAYING AGENT	BOND COUNSEL
Ellenboro-Lamberton PSD 15-A Water & Sewer Reserve	02/12/15				0.00			
Enlarged Hepzibah PSWD 03-A Sewer Revenue	09/23/03	0.000 - 0.000	1,900,000	1,187,475	7,494.28	03/35	DEP	S&J
Enlarged Hepzibah PSWD 03-A Sewer Reserve	09/23/03				63,395.75			
Enlarged Hepzibah PSWD 05-A Sewer Reserve	07/25/05				12,283.65			
Fairmont 03-A Sewer Revenue	06/26/03	0.000 - 0.000	485,543	295,358	5,160.15	09/34	DEP	S&J
Fairmont 03-A Sewer Reserve	06/26/03				16,212.90			
Fairmont 07-A Sewer Revenue	10/11/07	2.000 - 2.000	5,577,760	3,807,509	48,261.27	03/29	DEP	S&J
Fairmont 07-A Sewer Reserve	10/11/07				251,586.69			
Fairmont 08-A Water Revenue	06/26/08	0.000 - 0.000	2,750,000	2,131,241	8,818.71	09/39	BPH	S&J
Fairmont 08-A Water Reserve	06/26/08				91,809.83			
Fairmont 10-A Water Revenue	01/21/10	0.000 - 0.000	4,447,618	3,780,466	12,391.62	12/41	BPH	S&J
Fairmont 10-A Water Reserve	01/21/10				148,484.64			
Fairmont 10-C Water Revenue	01/21/10	5.000 - 5.000	2,000,000	1,739,302	86,139.72	10/31	BBT	S&J
Fairmont 10-C Water Reserve	01/21/10				160,718.04			
Fairmont 10-D Water Revenue	01/21/10	0.000 - 0.000	1,220,309	1,072,259	2,750.86	03/49	UNB	S&J
Fairmont 10-D Water Reserve	01/21/10				15,106.16			
Fairmont 12-D Water Refunding Revenue	10/24/12	2.000 - 4.000	25,555,000	21,820,000	1,776,402.76	07/29	DTC	S&J
Fairmont 12-D Water Refunding Reserve	10/24/12				2,244,134.80			
Fairmont 13-A Water Revenue	02/01/13	0.050 - 0.050	3,780,000	3,464,122	17,894.01	09/34	BPH	S&J
Fairmont 13-A Water Reserve	02/01/13				36,475.58			
Fairmont 13-B Water Revenue	02/01/13	2.000 - 2.000	1,000,000	953,882	11,980.97	09/44	UNB	S&J
Fairmont 13-B Water Reserve	02/01/13				8,151.04			
Fairmont 99 Water Revenue	01/01/99	5.250 - 5.250	19,945,000	3,000,000	79,042.17	07/22	DTC	S&J
Fairmont 99 Water Reserve	01/01/99				300,428.93			
Fairview 12-A Water Revenue	05/24/12	0.000 - 0.000	1,100,000	1,028,100	2,403.54	03/52	UNB	S&J
Fairview 12-A Water Reserve	05/24/12				28,804.04			
Falling Springs 09-A Water Reserve	07/27/09				5,419.78			

ACCOUNT NAME	ISSUE DATE	INTEREST RATE	ORIGINAL ISSUE	OUTSTANDING 6/30/2016	ACCT BALANCE 6/30/2016	LAST DEBT	PAYING AGENT	BOND COUNSEL
Farmington 07-A Sewer Revenue	11/14/07	0.000 - 0.000	320,000	256,388	2,024.49	09/47	UNB	S&J
Farmington 07-A Sewer Reserve	11/14/07				8,232.79			
Fenwick Mountain PSD 14-A Water Revenue	09/18/14	0.500 - 0.500	1,059,000	965,709	3,639.71	12/45	BPH	S&J
Fenwick Mountain PSD 14-A Water Reserve	09/18/14				2,220.15			
Flatwoods-Canoe Run PSD 11-A Sewer Revenue	06/24/11	0.000 - 0.000	8,033,000	7,619,167	20,758.62	12/50	DEP	S&J
Flatwoods-Canoe Run PSD 11-A Sewer Reserve	06/24/11				113,325.35			
Flatwoods-Canoe Run PSD 15-A Sewer Refunding Revenue	05/27/15	3.500 - 3.500	584,000	555,217	4,097.44	11/30	FNBRB:BH	S&J
Flatwoods-Canoe Run PSD 15-A Sewer Refunding Reserve	05/27/15				49,170.77			
Flatwoods-Canoe Run PSD 90-A Sewer Revenue	11/14/90	8.100 - 8.100	1,147,938	803,806	47,343.27	10/29	BNY	S&J
Flatwoods-Canoe Run PSD 90-A Sewer Reserve	11/14/90				0.00			
Flatwoods-Canoe Run PSD 90-B Sewer Revenue	11/14/90	0.000 - 0.000	51,842	19,100	1,100.39	10/29	BNY	S&J
Flatwoods-Canoe Run PSD 90-B Sewer Reserve	11/14/90				1,368.01			
Flatwoods-Canoe Run PSD 91-A Sewer Revenue	11/15/91	7.750 - 7.750	275,806	200,704	9,476.10	10/31	BNY	S&J
Flatwoods-Canoe Run PSD 91-A Sewer Reserve	11/15/91				0.00			
Flatwoods-Canoe Run PSD 91-B Sewer Revenue	11/15/91	0.000 - 0.000	9,194	3,772	186.78	10/31	BNY	S&J
Flatwoods-Canoe Run PSD 91-B Sewer Reserve	11/15/91				236.13			
Flatwoods-Canoe Run PSD 97 Sewer Revenue	02/11/97	0.000 - 0.000	400,000	35,000	4,128.65	03/18	DEP	S&J
Flatwoods-Canoe Run PSD 97 Sewer Reserve	02/11/97				0.00			
Flatwoods-Canoe Run PSD 05-A Water Revenue	12/08/05	0.000 - 0.000	5,085,825	3,889,160	22,689.13	09/45	UNB	S&J
Flatwoods-Canoe Run PSD 05-A Water Reserve	12/08/05				122,324.88			
Flatwoods-Canoe Run PSD 07-A Water Revenue	04/24/07	0.000 - 0.000	1,014,000	804,656	4,466.66	03/47	UNB	S&J
Flatwoods-Canoe Run PSD 07-A Water Reserve	04/24/07				25,123.93			
Flatwoods-Canoe Run PSD 09-A Water Revenue	08/21/09	5.250 - 6.000	2,175,000	2,025,000	90,425.57	09/39	DTC	S&J
Flatwoods-Canoe Run PSD 09-A Water Reserve	08/21/09				161,901.33			
Flatwoods-Canoe Run PSD 16-A Water Refunding Revenue	05/05/16	2.700 - 2.700	1,811,000	1,811,000	25,109.60	09/31	BBT:BH	S&J
Flatwoods-Canoe Run PSD 16-A Water Refunding Reserve	05/05/16				145,318.11			
Flatwoods-Canoe Run PSD 98-B Water Revenue	09/24/98	3.000 - 3.000	890,000	625,981	6,594.31	09/38	UNB	S&J

ACCOUNT NAME	ISSUE DATE	INTEREST RATE	ORIGINAL ISSUE	OUTSTANDING 6/30/2016	ACCT BALANCE 6/30/2016	LAST DEBT	PAYING AGENT	BOND COUNSEL
Flatwoods-Canoe Run PSD 98-B Water Reserve	09/24/98				38,716.01			
Flemington 14-A Sewer Revenue	01/28/14	0.000 - 0.000	2,325,000	2,151,044	4,391.82	12/53	DEP	S&J
Flemington 14-A Sewer Reserve	01/28/14				3,859.21			
Flemington 98-A Sewer Revenue	06/04/98	0.000 - 0.000	160,000	28,000	733.90	12/19	DEP	S&J
Flemington 98-A Sewer Reserve	06/04/98				8,009.74			
Flemington 98-B Sewer Revenue	06/04/98	0.000 - 0.000	663,700	374,947	1,440.13	03/38	UNB	S&J
Flemington 98-B Sewer Reserve	06/04/98				17,258.74			
Follansbee 98-A Sewer Revenue	06/04/98	0.000 - 0.000	8,616,372	1,615,560	42,722.84	03/20	DEP	S&J
Follansbee 98-A Sewer Reserve	06/04/98				432,178.07			
Follansbee 02-A Water Revenue	08/16/02	5.800 - 5.800	7,790,000	6,595,858	197,687.41	10/39	BNY	S&J
Follansbee 02-A Water Reserve	08/16/02				516,464.10			
Fort Gay 99-A Water Revenue	07/19/99	0.000 - 0.000	305,000	139,770	986.22	03/30	BPH	JK
Fort Gay 99-A Water Reserve	07/19/99				10,172.75			
Fountain PSD 07-A Water Reserve	01/07/07				18,464.48			
Fountain PSD 07-B Water Revenue	01/09/07	0.000 - 0.000	1,140,000	897,285	4,600.23	12/46	UNB	S&J
Fountain PSD 07-B Water Reserve	01/09/07				27,575.10			
Fountain PSD 90-A Water Revenue	04/20/90	7.850 - 7.850	356,633	245,724	14,946.71	10/29	BNY	S&J
Fountain PSD 90-A Water Reserve	04/20/90				29,588.30			
Fountain PSD 90-B Water Revenue	04/20/90	0.000 - 0.000	16,642	5,974	537.17	10/29	BNY	S&J
Fountain PSD 90-B Water Reserve	04/20/90				429.96			
Frankfort PSD 00-A Sewer Revenue	06/22/00	0.000 - 0.000	500,000	262,481	2,563.27	03/32	DEP	S&J
Frankfort PSD 00-A Sewer Reserve	06/22/00				16,702.27			
Frankfort PSD 00-B Sewer Revenue	06/22/00	0.000 - 0.000	1,572,459	986,613	6,718.72	06/40	UNB	S&J
Frankfort PSD 00-B Sewer Reserve	06/22/00				41,173.39			
Frankfort PSD 10-A Sewer Revenue	03/18/10	0.000 - 0.000	7,249,751	246,416	15,947.70	03/18	UNB	S&J
Frankfort PSD 10-A Sewer Reserve	03/18/10				83,279.91			
Frankfort PSD 15-A Sewer Revenue	01/16/15	0.000 - 0.000	17,350,000	14,445,780	0.00	12/54	DEP	S&J

ACCOUNT NAME	ISSUE DATE	INTEREST RATE	ORIGINAL ISSUE	OUTSTANDING 6/30/2016	ACCT BALANCE 6/30/2016	LAST DEBT	PAYING AGENT	BOND COUNSEL
Frankfort PSD 15-A Sewer Reserve	01/16/15				0.00			
Frankfort PSD 15-B Sewer Revenue	01/16/15	1.000 - 1.000	7,911,125	7,506,010	0.00	12/54	UNB	S&J
Frankfort PSD 15-B Sewer Reserve	01/16/15				0.00			
Frankfort PSD 08-A Water Revenue	05/06/08	0.000 - 0.000	400,000	321,508	823.47	03/48	UNB	S&J
Frankfort PSD 08-A Water Reserve	05/06/08				7,941.06			
Frankfort PSD 10-A Water Revenue	12/22/10	0.000 - 0.000	3,240,000	2,795,694	6,844.57	12/50	UNB	S&J
Frankfort PSD 10-A Water Reserve	12/22/10				34,396.49			
Franklin 03 Sewer Revenue	02/11/03	0.000 - 0.000	1,332,645	799,560	7,618.28	06/34	DEP	S&J
Franklin 03 Sewer Reserve	02/11/03				44,494.50			
Franklin 03-A Water Revenue	12/17/03	0.000 - 0.000	2,528,623	1,559,317	16,292.64	12/34	BPH	S&J
Franklin 03-A Water Reserve	12/17/03				84,420.90			
Franklin 94 Water Revenue	05/27/94	6.750 - 6.750	309,000	231,791	10,949.35	10/33	BNY	S&J
Franklin 94 Water Reserve	05/27/94				22,661.21			
Gap Mills PSD 07-A Water Reserve	05/21/07				13,661.29			
Gap Mills PSD 07-B Water Reserve	05/21/07				3,114.37			
Gary 15-A Sewer Revenue	11/18/15	4.000 - 4.000	96,600	92,770	985.32	12/25	MCNB	S&J
Gary 15-A Sewer Reserve	11/18/15				9,670.92			
Gary 00-A Water Revenue	08/01/00	0.000 - 0.000	1,786,911	908,342	11,050.31	09/31	BPH	JK
Gary 00-A Water Reserve	08/01/00				67,223.32			
Gauley River PSD 05-A Water Reserve	11/02/05				75,912.55			
Gauley River PSD 07-A Water Revenue	11/13/07	0.000 - 0.000	354,818	280,700	1,483.16	09/47	UNB	JK
Gauley River PSD 07-A Water Reserve	11/13/07				7,594.40			
Gauley River PSD 10-A Water Reserve	03/25/10				47,819.63			
Gauley River PSD 12-A Water Reserve	03/07/12				18,973.33			
Gauley River PSD 14-A Water Reserve	10/10/14				0.00			
Gauley River PSD 86-A Water Revenue	05/09/86	9.750 - 9.750	123,230	76,867	7,611.98	10/25	BNY	JK
Gauley River PSD 86-A Water Reserve	05/09/86				12,394.10			

ACCOUNT NAME	ISSUE DATE	INTEREST RATE	ORIGINAL ISSUE	OUTSTANDING 6/30/2016	ACCT BALANCE 6/30/2016	LAST DEBT	PAYING AGENT	BOND COUNSEL
Gauley River PSD 86-B Water Revenue	05/09/86	0.000 - 0.000	61,350	16,144	3,046.22	10/25	BNY	JK
Gauley River PSD 86-B Water Reserve	05/09/86				3,361.50			
Gilbert 98-A Sewer Revenue	09/29/98	0.000 - 0.000	1,250,000	234,375	25,614.99	03/20	DEP	JK
Gilbert 98-A Sewer Reserve	09/29/98				69,883.48			
Gilbert 98-B Sewer Revenue	09/29/98	1.000 - 1.000	1,250,000	1,250,000	0.00	09/38	UNB	JK
Gilbert 98-B Sewer Reserve	09/29/98				0.00			
Gilbert 09-A Water Reserve	08/03/09				16,481.55			
Gilbert 12-A Water Reserve	07/27/12				5,091.73			
Gilbert 12-B Water Reserve	07/27/12				10,207.48			
Gilbert 12-C Water Revenue	07/27/12	0.000 - 0.000	983,500	919,630	2,136.67	06/52	UNB	JK
Gilbert 12-C Water Reserve	07/27/12				6,608.58			
Gilmer County PSD 05-A Water Revenue	04/19/05	0.000 - 0.000	1,470,000	1,097,727	3,438.18	03/45	UNB	S&J
Gilmer County PSD 05-A Water Reserve	04/19/05				37,913.06			
Gilmer County PSD 05-B Water Revenue	04/19/05	0.000 - 0.000	1,639,000	1,106,299	5,301.83	09/36	BPH	S&J
Gilmer County PSD 05-B Water Reserve	04/19/05				54,250.64			
Gilmer County PSD 08-A Water Revenue	04/16/08	0.000 - 0.000	1,325,000	1,092,692	2,900.99	03/48	UNB	S&J
Gilmer County PSD 08-A Water Reserve	04/16/08				34,818.42			
Gilmer County PSD 13-A Water Revenue	05/24/13	0.000 - 0.000	1,725,000	1,638,750	5,547.46	12/44	BPH	S&J
Gilmer County PSD 13-A Water Reserve	05/24/13				9,113.96			
Glen Dale 11-A Water Reserve	04/21/11				32,053.94			
Glen Dale 98-A Water Revenue	08/26/98	6.250 - 6.250	500,000	392,708	13,986.25	10/35	BNY	S&J
Glen Dale 98-A Water Reserve	08/26/98				34,996.94			
Glen Rogers PSD 06-A Sewer Revenue	06/27/06	0.000 - 0.000	160,000	107,974	951.40	09/36	DEP	S&J
Glen Rogers PSD 06-A Sewer Reserve	06/27/06				5,302.86			
Glenville 14-A Water & Sewer Revenue	03/20/14	3.000 - 3.000	2,900,000	2,819,637	16,193.01	09/35	UNB	S&J
Glenville 14-A Water & Sewer Reserve	03/20/14				193,622.51			
Glen-White Trap Hill PSD 07-A Water Reserve	09/26/07				80,825.31			

ACCOUNT NAME	ISSUE DATE	INTEREST RATE	ORIGINAL ISSUE	OUTSTANDING 6/30/2016	ACCT BALANCE 6/30/2016	LAST DEBT	PAYING AGENT	BOND COUNSEL
Glen-White Trap Hill PSD 12-A Water Reserve	04/13/12				2,030.43			
Glen-White Trap Hill PSD 12-B Water Reserve	04/13/12				19,152.38			
Grafton 15-A Hospital Reserve	10/28/15				10,474.06			
Grafton 15-B Hospital Reserve	10/28/15				2,269.39			
Grafton 00 Water & Sewer System Design Revenue	07/07/00	0.000 - 0.000	718,500	359,220	10,098.69	06/31	DEP	S&J
Grafton 00 Water & Sewer System Design Reserve	07/07/00				28,104.67			
Grafton 05-A Water & Sewer Revenue	12/19/05	0.000 - 0.000	4,227,582	3,064,992	25,135.51	03/38	DEP	S&J
Grafton 05-A Water & Sewer Reserve	12/19/05				141,128.60			
Grafton 94 Water & Sewer Revenue	07/27/94	6.750 - 6.750	2,830,000	2,122,877	99,675.52	10/33	BNY	S&J
Grafton 94 Water & Sewer Reserve	07/27/94				207,432.55			
Grandview-Doolin PSD 00-A Water Revenue	05/02/00	0.000 - 0.000	1,483,979	754,326	12,696.79	09/31	BPH	S&J
Grandview-Doolin PSD 00-A Water Reserve	05/02/00				49,617.02			
Grandview-Doolin PSD 00-B Water Revenue	05/02/00	0.000 - 0.000	3,305,290	2,038,973	14,069.85	03/40	UNB	S&J
Grandview-Doolin PSD 00-B Water Reserve	05/02/00				86,110.90			
Grandview-Doolin PSD 14-A Water Revenue	11/20/14	1.000 - 1.000	8,000,000	7,964,750	20,995.99	09/54	UNB	S&J
Grandview-Doolin PSD 14-A Water Reserve	11/20/14				2,099.60			
Grant County Memorial Hosp 98-A Ref GO	05/01/98	3.850 - 5.300	1,780,000	310,000	151,556.51	04/19	WESBK-WHEEL	JK
Grant County PSD 05-A Water Revenue	07/28/05	0.000 - 0.000	1,833,369	1,372,070	8,084.33	06/45	UNB	JK
Grant County PSD 05-A Water Reserve	07/28/05				47,344.57			
Grant County PSD 08-A Water Reserve	03/27/08				16,568.97			
Grant County PSD 11-A Water Revenue	03/22/11	3.000 - 3.000	328,300	277,335	2,056.35	06/32	UNB	S&J
Grant County PSD 11-A Water Reserve	03/22/11				8,951.81			
Grant County PSD 11-B Water Revenue	03/22/11	1.000 - 1.000	115,000	101,584	371.69	06/42	UNB	S&J
Grant County PSD 11-B Water Reserve	03/22/11				1,816.72			
Grant County PSD 16-A Water Refunding Revenue	06/23/16	2.970 - 2.970	126,000	126,000	0.00	08/24	SUMMIT CB	S&J
Grant County PSD 16-A Water Refunding Reserve	06/23/16				12,600.00			
Grant County PSD 16-B Water Refunding Revenue	06/23/16	3.310 - 3.310	119,600	119,600	0.00	09/30	SUMMIT CB	S&J

ACCOUNT NAME	ISSUE DATE	INTEREST RATE	ORIGINAL ISSUE	OUTSTANDING 6/30/2016	ACCT BALANCE 6/30/2016	LAST DEBT	PAYING AGENT	BOND COUNSEL
Grant County PSD 16-B Water Refunding Reserve	06/23/16				10,708.00			
Grant County PSD 16-C Water Refunding Revenue	06/23/16	3.340 - 3.340	337,000	337,000	0.00	08/31	SUMMIT CB	S&J
Grant County PSD 16-C Water Refunding Reserve	06/23/16				28,793.00			
Grant County PSD 93 Water Reserve	12/06/93				7,668.00			
Grant County PSD 99 Water Reserve	02/25/99				105,456.00			
Grant Town 10-A Water Revenue	07/20/10	0.000 - 0.000	1,610,000	1,404,192	3,484.71	06/50	UNB	S&J
Grant Town 10-A Water Reserve	07/20/10				19,204.21			
Grantsville 09-A Sewer Revenue	11/12/09	0.000 - 0.000	343,361	296,531	1,425.77	09/49	DEP	S&J
Grantsville 09-A Sewer Reserve	11/12/09				9,007.40			
Grantsville 15-A Sewer Reserve	05/15/15				0.00			
Grantsville 15-B Sewer Reserve	05/15/15				0.00			
Grantsville 11-A Water Reserve	12/27/11				15,370.39			
Grantsville 15-A Water Revenue	08/28/15	4.300 - 4.300	400,000	385,778	3,110.23	09/30	OVB:BH	S&J
Grantsville 15-A Water Reserve	08/01/15				3,042.86			
Grantsville 91 Water Reserve	02/27/91				4,722.79			
Grantsville 91 Water Depreciation	02/27/91				5,734.66			
Greater Harrison County PSD 03-A Sewer Revenue	06/26/03	0.000 - 0.000	1,981,165	1,389,375	4,715.19	06/43	DEP	S&J
Greater Harrison County PSD 03-A Sewer Reserve	06/26/03				51,527.11			
Greater Harrison County PSD 03-B Sewer Revenue	06/26/03	0.000 - 0.000	4,130,000	2,896,363	8,962.23	06/43	UNB	S&J
Greater Harrison County PSD 03-B Sewer Reserve	06/26/03				107,411.66			
Greater Harrison County PSD 08-A Sewer Revenue	10/27/08	0.000 - 0.000	943,500	780,192	2,034.65	09/48	UNB	S&J
Greater Harrison County PSD 08-A Sewer Reserve	10/27/08				16,744.95			
Greater Harrison County PSD 10-A Sewer Revenue	06/24/10	3.000 - 5.000	878,500	756,629	18,486.36	10/30	BBT	S&J
Greater Harrison County PSD 10-A Sewer Reserve	06/24/10				30,103.20			
Greater Harrison County PSD 04-A Water Revenue	07/27/04	0.000 - 0.000	703,000	511,273	1,705.02	06/44	UNB	S&J
Greater Harrison County PSD 04-A Water Reserve	07/27/04				18,283.62			
Greater Harrison County PSD 06-A Water Revenue	03/29/06	0.000 - 0.000	1,250,000	959,660	2,697.50	03/46	UNB	S&J

ACCOUNT NAME	ISSUE DATE	INTEREST RATE	ORIGINAL ISSUE	OUTSTANDING 6/30/2016	ACCT BALANCE 6/30/2016	LAST DEBT	PAYING AGENT	BOND COUNSEL
Greater Harrison County PSD 06-A Water Reserve	03/29/06				29,474.47			
Greater Harrison County PSD 09-A Water Revenue	03/16/09	0.000 - 0.000	1,500,000	1,267,728	3,238.67	03/49	UNB	S&J
Greater Harrison County PSD 09-A Water Reserve	03/16/09				38,789.66			
Greater Harrison County PSD 14-A Water Reserve	12/05/14				0.00			
Greater Harrison County (Grant Un) PSD 86-A Sewer Revenue	11/06/86	8.380 - 8.380	1,758,771	1,083,979	70,766.26	10/26	BNY	S&J
Greater Harrison County (Grant Un) PSD 86-A S Reserve	11/06/86				154,848.73			
Greater Harrison County (Grant Un) PSD 86-B Sewer Revenue	11/06/86	0.000 - 0.000	431,387	124,875	8,537.47	10/26	BNY	S&J
Greater Harrison County (Grant Un) PSD 86-B S Reserve	11/06/86				11,371.80			
Greater Harrison County (Grant Un) PSD 90-A Sewer Revenue	04/06/90	7.850 - 7.850	285,908	196,993	10,060.90	10/29	BNY	S&J
Greater Harrison County (Grant Un) PSD 90-A S Reserve	04/06/90				23,719.03			
Greater Harrison County (Grant Un) PSD 90-B Sewer Revenue	04/06/90	0.000 - 0.000	13,342	4,789	257.12	10/29	BNY	S&J
Greater Harrison County (Grant Un) PSD 90-B S Reserve	04/06/90				342.50			
Greater Marion PSD 00 Sewer Revenue	12/11/00	0.000 - 0.000	400,000	203,313	1,256.07	09/31	DEP	S&J
Greater Marion PSD 00 Sewer Reserve	12/11/00				13,346.83			
Greater Marion PSD 13-A Sewer Revenue	02/01/13	0.000 - 0.000	1,663,080	1,652,552	909.44	12/52	DEP	S&J
Greater Marion PSD 13-A Sewer Reserve	02/01/13				1,598.63			
Greater Marion PSD 99-A Sewer Revenue	06/23/99	0.000 - 0.000	400,000	95,000	1,904.40	03/21	DEP	S&J
Greater Marion PSD 99-A Sewer Reserve	06/23/99				20,023.04			
Greater Marion PSD 99-B Sewer Revenue	06/23/99	0.000 - 0.000	1,700,000	1,009,016	3,682.04	06/39	UNB	S&J
Greater Marion PSD 99-B Sewer Reserve	06/23/99				43,921.07			
Greater Paw Paw Sanitary Dist 87-A S Revenue	04/07/87	8.380 - 8.380	1,548,258	954,238	62,132.74	10/26	BNY	S&J
Greater Paw Paw Sanitary Dist 87-A S Reserve	04/07/87				131,800.64			
Greater Paw Paw Sanitary Dist 87-B S Revenue	04/07/87	0.000 - 0.000	379,753	109,929	5.75	10/26	BNY	S&J
Greater Paw Paw Sanitary Dist 87-B S Reserve	04/07/87				9,174.40			
Greater Paw Paw Sanitary Dist 92-A S Revenue	04/22/92	7.750 - 7.750	483,871	356,709	15,923.75	10/31	BNY	S&J
Greater Paw Paw Sanitary Dist 92-A S Reserve	04/22/92				37,387.01			
Greater Paw Paw Sanitary Dist 92-B S Revenue	04/22/92	0.000 - 0.000	16,129	6,617	0.02	10/31	BNY	S&J

ACCOUNT NAME	ISSUE DATE	INTEREST RATE	ORIGINAL ISSUE	OUTSTANDING 6/30/2016	ACCT BALANCE 6/30/2016	LAST DEBT	PAYING AGENT	BOND COUNSEL
Greater Paw Paw Sanitary Dist 92-B S Reserve	04/22/92				379.37			
Greater St Albans PSD 07-A Sewer Revenue	08/28/07	0.000 - 0.000	1,850,000	1,387,490	5,548.08	12/38	DEP	S&J
Greater St Albans PSD 07-A Sewer Reserve	08/28/07				61,786.71			
Greater St Albans PSD 10-A Sewer Revenue	01/29/10	0.000 - 0.000	1,276,820	1,125,602	2,945.28	12/49	DEP	S&J
Greater St Albans PSD 10-A Sewer Reserve	01/29/10				33,669.33			
Greater St Albans PSD 10-C Sewer Revenue	01/29/10	0.000 - 0.000	5,000,000	4,407,890	11,006.89	12/49	UNB	S&J
Greater St Albans PSD 10-C Sewer Reserve	01/29/10				131,845.57			
Greater St Albans PSD 16-A Sewer Revenue	06/17/16	0.500 - 0.500	16,822,000	1,228,102	0.00	03/47	DEP	S&J
Greater St Albans PSD 16-A Sewer Reserve	06/17/16				0.00			
Greater St Albans PSD 90-A Sewer Revenue	08/24/90	8.100 - 8.100	3,079,067	2,156,018	116,822.45	10/29	BNY	V&W
Greater St Albans PSD 90-A Sewer Reserve	08/24/90				263,265.69			
Greater St Albans PSD 90-B Sewer Revenue	08/24/90	0.000 - 0.000	139,054	51,230	3,442.77	10/29	BNY	V&W
Greater St Albans PSD 90-B Sewer Reserve	08/24/90				3,681.33			
Green Valley-Glenwood PSD 02-A Sewer Reserve	01/04/02				99,556.10			
Green Valley-Glenwood PSD 02-B Sewer Reserve	01/04/02				33,782.85			
Green Valley-Glenwood PSD 10-A Sewer Refunding Revenue	12/29/10	3.630 - 3.630	1,290,000	879,476	31,738.46	05/25	BBT:BH	S&J
Green Valley-Glenwood PSD 10-A Sewer Refunding Reserve	12/29/10				115,702.63			
Green Valley-Glenwood PSD 14-A Sewer Refunding Revenue	07/23/14	0.500 - 0.500	890,330	862,455	2,983.52	09/45	DEP	S&J
Green Valley-Glenwood PSD 14-A Sewer Refunding Reserve	07/23/14				2,666.89			
Green Valley-Glenwood PSD 98-B Sewer Revenue	11/25/98	0.000 - 0.000	317,500	181,115	1,335.96	09/38	UNB	S&J
Green Valley-Glenwood PSD 98-B Sewer Reserve	11/25/98				9,101.99			
Green Valley-Glenwood PSD 05-A Water Reserve	07/08/05				69,544.45			
Green Valley-Glenwood PSD 05-B Water Reserve	07/08/05				33,026.78			
Greenbrier County PSD #2 97-A Sewer Revenue	12/11/97	0.000 - 0.000	235,000	29,375	4,300.04	12/18	DEP	S&J
Greenbrier County PSD #2 97-A Sewer Reserve	12/11/97				13,272.02			
Greenbrier County PSD #2 97-B Sewer Revenue	12/11/97	0.000 - 0.000	755,000	413,567	6,405.27	12/37	UNB	S&J
Greenbrier County PSD #2 97-B Sewer Reserve	12/11/97				22,416.73			

ACCOUNT NAME	ISSUE DATE	INTEREST RATE	ORIGINAL ISSUE	OUTSTANDING 6/30/2016	ACCT BALANCE 6/30/2016	LAST DEBT	PAYING AGENT	BOND COUNSEL
Greenbrier County Schools 09 GO	03/26/09	3.000 - 5.000	37,745,000	23,800,000	0.00	05/24	DTC	BRM
Greenbrier County Schools 09 GO Sur Col	03/26/09				1,236,111.90			
Greenbrier County Schools 12 Ref GO	06/05/12	2.000 - 3.000	3,330,000	720,000	50,757.52	05/17	DTC	BRM
Greenbrier PSD #1 06-A Sewer Refunding Revenue	11/15/06	3.800 - 4.200	3,185,000	1,185,000	281,540.18	10/19	DTC	S&J
Greenbrier PSD #1 06-A Sewer Refunding Reserve	11/15/06				331,414.05			
Greenbrier PSD #1 06-A Sewer R & R	11/15/06				80,137.28			
Greenbrier PSD #1 13-A Sewer Revenue	10/18/13	3.000 - 3.000	266,776	261,104	7,621.40	10/33	BBT	JK
Greenbrier PSD #1 13-A Sewer Reserve	10/18/13				1,455.86			
Greenbrier PSD #1 83-B Sewer Revenue	06/23/83	0.000 - 0.000	910,000	98,378	20,499.66	10/19	BNY	S&J
Hamlin PSD 97 Sewer Revenue	05/07/97	2.000 - 2.000	150,400	13,477	1,930.27	12/17	DEP	G&G
Hamlin PSD 97 Sewer Reserve	05/07/97				9,158.67			
Hamlin PSD 99 Sewer Revenue	10/28/99	0.000 - 0.000	1,270,883	317,709	12,417.50	09/21	DEP	G&G
Hamlin PSD 99 Sewer Reserve	10/28/99				76,814.20			
Hammond PSD 02-A Water Revenue	04/16/02	0.000 - 0.000	472,620	310,063	4,206.34	03/42	UNB	S&J
Hammond PSD 02-A Water Reserve	04/16/02				12,238.43			
Hammond PSD 79 Water Reserve	10/19/79				36,603.21			
Hammond PSD 94 Water Reserve	09/27/94				76,186.58			
Hamrick PSD 09-A Sewer Revenue	12/04/09	0.000 - 0.000	215,781	174,407	628.08	09/40	DEP	S&J
Hamrick PSD 09-A Sewer Reserve	12/04/09				7,217.52			
Hamrick PSD 97-A Sewer Revenue	02/11/97	0.000 - 0.000	280,159	24,514	4,573.40	03/18	DEP	S&J
Hamrick PSD 97-A Sewer Reserve	02/11/97				16,029.06			
Hamrick PSD 98-A Sewer Revenue	01/20/98	0.000 - 0.000	200,000	30,000	1,205.20	06/19	DEP	S&J
Hamrick PSD 98-A Sewer Reserve	01/20/98				10,055.80			
Hamrick PSD 98-B Sewer Revenue	01/20/98	2.000 - 2.000	1,550,000	1,008,454	7,028.69	12/37	UNB	S&J
Hamrick PSD 98-B Sewer Reserve	01/20/98				57,875.11			
Hamrick PSD 03-A Water Revenue	03/31/03	0.000 - 0.000	760,000	449,643	2,928.61	03/34	BPH	S&J
Hamrick PSD 03-A Water Reserve	03/31/03				25,382.86			

ACCOUNT NAME	ISSUE DATE	INTEREST RATE	ORIGINAL ISSUE	OUTSTANDING 6/30/2016	ACCT BALANCE 6/30/2016	LAST DEBT	PAYING AGENT	BOND COUNSEL
Hancock County PSD 02 Sewer Revenue	08/01/02	0.000 - 0.000	1,000,000	675,325	4,437.40	06/42	UNB	S&J
Hancock County PSD 02 Sewer Reserve	08/01/02				33,310.06			
Hancock County PSD 04-A Sewer Revenue	06/08/04	0.000 - 0.000	899,699	641,823	9,782.75	06/44	DEP	S&J
Hancock County PSD 04-A Sewer Reserve	06/08/04				23,195.24			
Hancock County PSD 08-A Sewer Revenue	08/12/08	0.000 - 0.000	4,569,751	4,499,048	2,251.17	06/35	DEP	S&J
Hancock County PSD 08-A Sewer Reserve	08/12/08				14,507.95			
Hancock County PSD 08-B Sewer Revenue	08/12/08	0.000 - 0.000	5,468,620	4,605,148	11,992.82	06/48	UNB	S&J
Hancock County PSD 08-B Sewer Reserve	08/12/08				144,515.11			
Hancock County PSD 95-A Sewer Revenue	12/07/95	6.750 - 6.750	289,532	219,792	12,023.14	10/33	BNY	S&J
Hancock County PSD 95-A Sewer Reserve	12/07/95				21,509.82			
Hancock County PSD 95-B Sewer Revenue	12/07/95	6.250 - 6.250	1,080,088	837,548	41,324.65	10/35	BNY	S&J
Hancock County PSD 95-B Sewer Reserve	12/07/95				74,625.44			
Hancock County PSD 95-C Sewer Revenue	12/07/95	0.000 - 0.000	883,974	33,147	13,858.19	03/17	DEP	S&J
Hancock County PSD 95-C Sewer Reserve	12/07/95				49,178.69			
Hancock County PSD 99 Sewer Revenue	12/02/99	0.000 - 0.000	4,996,347	1,186,626	72,677.89	03/21	DEP	S&J
Hancock County PSD 99 Sewer Reserve	12/02/99				279,226.88			
Hancock County Schools 11 GO	03/10/11	3.000 - 5.000	37,000,000	32,710,000	0.00	05/36	DTC	BRM
Hancock County Schools 11 GO Surplus Collections	03/10/11				1,275,904.09			
Hancock County Schools 83 GO Bank Fee	04/01/83				12,233.26			
Handley 90-A Sewer Revenue	07/27/90	8.100 - 8.100	155,251	108,710	5,547.34	10/29	BNY	V&W
Handley 90-A Sewer Reserve	07/27/90				13,270.50			
Handley 90-B Sewer Revenue	07/27/90	0.000 - 0.000	7,011	2,583	138.38	10/29	BNY	V&W
Handley 90-B Sewer Reserve	07/27/90				185.63			
Hardy County PSD 14-A Sewer Revenue	03/07/14	0.000 - 0.000	1,271,950	1,239,122	2,750.05	06/30	UNB	S&J
Hardy County PSD 14-A Sewer Reserve	03/07/14				3,559.61			
Hardy County PSD 01-A Water Reserve	09/18/01				25,334.12			
Hardy County PSD 02-A Water Revenue	03/19/02	0.000 - 0.000	1,215,824	807,934	3,012.09	03/42	UNB	S&J

ACCOUNT NAME	ISSUE DATE	INTEREST RATE	ORIGINAL ISSUE	OUTSTANDING 6/30/2016	ACCT BALANCE 6/30/2016	LAST DEBT	PAYING AGENT	BOND COUNSEL
Hardy County PSD 02-A Water Reserve	03/19/02				31,457.78			
Hardy County PSD 03-A Water Revenue	07/30/03	0.000 - 0.000	534,200	372,217	1,325.39	06/43	UNB	S&J
Hardy County PSD 03-A Water Reserve	07/30/03				13,809.26			
Hardy County PSD 08-A Water Reserve	10/14/08				95,032.50			
Hardy County PSD 10-A Water Revenue	09/30/10	0.000 - 0.000	1,641,250	1,460,064	3,594.55	09/50	UNB	S&J
Hardy County PSD 10-A Water Reserve	09/30/10				42,769.46			
Hardy County Schools 12 GO	10/25/12	2.000 - 3.000	21,545,000	17,890,000	0.00	06/30	DTC	BRM
Hardy County Schools 12 GO Sur Col	10/25/12				884,766.14			
Harman 08-A Sewer Revenue	11/07/08	0.000 - 0.000	300,000	254,598	634.21	09/48	UNB	S&J
Harman 08-A Sewer Reserve	11/07/08				4,612.02			
Harpers Ferry 08-A Water Reserve	03/13/08				11,755.17			
Harpers Ferry 86-A Water Revenue	12/19/86	8.380 - 8.380	611,912	377,138	32,808.23	10/26	BNY	S&J
Harpers Ferry 86-A Water Reserve	12/19/86				53,904.26			
Harpers Ferry 86-B Water Revenue	12/19/86	0.000 - 0.000	150,088	43,446	6,294.59	10/26	BNY	S&J
Harpers Ferry 86-B Water Reserve	12/19/86				11,629.62			
Harpers Ferry-Bolivar PSD 09-A Sewer Revenue	07/21/09	0.000 - 0.000	629,612	456,461	2,888.60	12/30	DEP	JK
Harpers Ferry-Bolivar PSD 09-A Sewer Reserve	07/21/09				31,494.63			
Harpers Ferry-Bolivar PSD 80 Sewer Revenue	04/22/80	6.000 - 7.200	485,000	95,000	28,517.20	10/18	BNY	S&J
Harpers Ferry-Bolivar PSD 80 Sewer Reserve	04/22/80				39,452.57			
Harrisville 01-A Sewer Revenue	04/11/01	2.000 - 2.000	638,000	210,160	9,416.16	03/22	DEP	JK
Harrisville 01-A Sewer Reserve	04/11/01				38,850.78			
Harrisville 08-A Sewer Reserve	11/20/08				13,806.30			
Harrisville 13-A Sewer Reserve	12/13/13				217.32			
Harrisville 13-B Sewer Reserve	12/13/13				4,229.44			
Harrisville 90 Sewer Reserve	04/17/90				36,492.33			
Harrisville 08-A Water Reserve	08/15/08				23,047.43			
Harrisville 08-B Water Reserve	09/18/08				8,810.43			

ACCOUNT NAME	ISSUE DATE	INTEREST RATE	ORIGINAL ISSUE	OUTSTANDING 6/30/2016	ACCT BALANCE 6/30/2016	LAST DEBT	PAYING AGENT	BOND COUNSEL
Harrisville 12-A Water Reserve	02/03/12				3,915.57			
Harrisville 14-A Water Reserve	07/25/14				0.00			
Harrisville 14-B Water Revenue	07/25/14	1.000 - 1.000	290,000	285,386	756.36	06/54	UNB	JK
Harrisville 14-B Water Reserve	07/25/14				753.62			
Hartford 15-A Water Revenue	08/18/15	0.500 - 0.500	207,136	156,336	730.49	03/46	BPH	S&J
Hartford 15-A Water Reserve	08/18/15				248.08			
Hillsboro 86-A Sewer Revenue	05/30/86	9.750 - 9.750	280,400	174,904	15,683.32	10/25	BNY	LFG
Hillsboro 86-A Sewer Reserve	05/30/86				28,202.13			
Hillsboro 86-B Sewer Revenue	05/30/86	0.000 - 0.000	139,600	36,737	3,267.70	10/25	BNY	LFG
Hillsboro 86-B Sewer Reserve	05/30/86				4,153.44			
Hinton 04-A Sewer Revenue	03/30/04	0.000 - 0.000	490,000	348,654	4,718.39	03/44	DEP	S&J
Hinton 04-A Sewer Reserve	03/30/04				12,579.69			
Hinton 12-A Sewer Revenue	08/29/12	0.000 - 0.000	1,228,000	1,148,257	2,926.19	06/52	DEP	S&J
Hinton 12-A Sewer Reserve	08/29/12				8,249.59			
Hinton 90-A Sewer Revenue	06/14/90	7.850 - 7.850	637,262	439,081	29,896.52	10/29	BNY	S&J
Hinton 90-A Sewer Reserve	06/14/90				52,872.01			
Hinton 90-B Sewer Revenue	06/14/90	0.000 - 0.000	29,738	10,675	3,379.04	10/29	BNY	S&J
Hinton 90-B Sewer Reserve	06/14/90				765.98			
Hinton 90-C Sewer Reserve	06/14/90				39,437.89			
Hodgesville PSD 02-A Water Reserve	12/18/02				40,448.89			
Hodgesville PSD 11-A Water Reserve	04/14/11				11,142.80			
Hughes River Water 08-A Water Reserve	12/18/08				12,156.16			
Hughes River Water 08-B Water Reserve	12/18/08				3,536.44			
Huntington 00-A Sewer Revenue	10/24/00	2.000 - 2.000	1,832,399	577,040	10,698.32	12/21	DEP	S&J
Huntington 00-A Sewer Reserve	10/24/00				113,547.55			
Huntington 10-A Sewer Revenue	01/12/10	2.000 - 2.000	4,022,945	2,933,434	43,693.92	03/30	DEP	S&J
Huntington 10-A Sewer Reserve	01/12/10				232,874.40			

ACCOUNT NAME	ISSUE DATE	INTEREST RATE	ORIGINAL ISSUE	OUTSTANDING 6/30/2016	ACCT BALANCE 6/30/2016	LAST DEBT	PAYING AGENT	BOND COUNSEL
Huntington 10-B Sewer Revenue	11/10/10	2.000 - 2.000	2,622,055	2,119,777	20,549.16	12/31	DEP	S&J
Huntington 10-B Sewer Reserve	11/10/10				73,750.11			
Huntington 13-A Sewer Refunding Revenue	03/28/13	1.990 - 1.990	1,059,500	127,196	25,567.92	11/16	PB:BH	S&J
Huntington 13-A Sewer Reserve	03/29/13				105,991.84			
Huntington 15-A Sewer Revenue	03/26/15	2.000 - 3.750	5,630,000	5,630,000	70,124.18	11/35	DTC	S&J
Huntington 15-A Sewer Reserve	03/26/15				413,164.02			
Huntington 16-A Sewer Refunding Revenue	04/08/16	2.020 - 2.020	2,816,000	2,816,000	70,821.78	11/23	SIGNBK:BH	S&J
Huntington 16-A Sewer Refunding Reserve	04/08/16				281,716.64			
Huntington 97 Sewer Revenue	11/25/97	2.000 - 2.000	3,039,895	474,150	17,008.08	03/19	DEP	S&J
Huntington 97 Sewer Reserve	11/25/97				177,792.13			
Huntington 99 Sewer Revenue	06/22/99	2.000 - 2.000	2,083,550	485,717	11,813.01	06/20	DEP	S&J
Huntington 99 Sewer Reserve	06/22/99				126,767.28			
Hurricane 05-A Sewer Revenue	08/09/05	3.000 - 3.000	9,240,515	5,973,363	102,901.65	12/27	UNB	S&J
Hurricane 05-A Sewer Reserve	08/09/05				534,805.68			
Hurricane 05-B Sewer Revenue	08/09/05	3.000 - 3.000	1,114,236	711,924	59,120.05	10/25	BNY	S&J
Hurricane 05-B Sewer Reserve	08/09/05				90,817.00			
Hurricane 05-C Sewer Revenue	08/09/05	5.000 - 5.000	485,764	310,371	25,774.20	10/25	BNY	S&J
Hurricane 05-C Sewer Reserve	08/09/05				39,594.97			
Hurricane 89-A Sewer Revenue	12/28/89	7.850 - 7.850	2,331,211	537,687	152,612.70	10/18	BNY	S&J
Hurricane 89-A Sewer Reserve	12/28/89				208,262.07			
Hurricane 89-B Sewer Revenue	12/28/89	0.000 - 0.000	108,789	11,656	3,256.71	10/18	BNY	S&J
Hurricane 89-B Sewer Reserve	12/28/89				3,898.58			
Hurricane 07-A Water Revenue	05/31/07	2.560 - 4.260	1,880,000	897,874	28,298.49	06/22	BBT:BH	S&J
Hurricane 07-A Water Reserve	05/31/07				155,926.61			
Hurricane 94 Water Revenue	05/05/94	6.750 - 6.750	1,100,000	825,147	39,364.11	10/33	BNY	S&J
Hurricane 94 Water Reserve	05/05/94				80,672.40			
Huttonsville 14-A Water Revenue	08/18/14	1.000 - 1.000	576,000	569,850	1,509.87	06/54	UNB	S&J

ACCOUNT NAME	ISSUE DATE	INTEREST RATE	ORIGINAL ISSUE	OUTSTANDING 6/30/2016	ACCT BALANCE 6/30/2016	LAST DEBT	PAYING AGENT	BOND COUNSEL
Huttonsville 14-A Water Reserve	08/18/14				1,053.18			
Huttonsville PSD 03-A Sewer Revenue	06/03/03	0.000 - 0.000	3,934,000	2,632,309	9,862.42	03/39	UNB	JK
Huttonsville PSD 03-A Sewer Reserve	06/06/03				115,856.04			
Huttonsville PSD 03-B Sewer Reserve	06/06/03				30,343.29			
Huttonsville PSD 11-A Sewer Reserve	04/25/11				16,890.57			
Huttonsville PSD 11-B Sewer Revenue	04/25/11	0.000 - 0.000	800,000	726,780	1,747.53	03/51	UNB	S&J
Huttonsville PSD 11-B Sewer Reserve	04/25/11				20,947.33			
Huttonsville PSD 11-C Sewer Revenue	04/25/11	0.000 - 0.000	200,000	181,660	438.28	03/51	UNB	S&J
Huttonsville PSD 11-C Sewer Reserve	04/25/11				5,246.10			
Huttonsville PSD 84-B Sewer Revenue	02/28/84	0.000 - 0.000	144,089	16,010	3,016.36	10/19	BNY	S&J
Huttonsville PSD 84-B Sewer Renew & Replacement	02/28/84				0.00			
Huttonsville PSD 00-A Water Reserve	07/27/00				28,056.41			
Huttonsville PSD 04-A Water Revenue	08/25/04	0.000 - 0.000	952,000	696,889	2,258.44	06/44	UNB	JK
Huttonsville PSD 04-A Water Reserve	08/25/04				24,915.99			
Huttonsville PSD 04-B Water Reserve	08/24/04				21,873.80			
Huttonsville PSD 12-A Water Revenue	08/07/12	0.000 - 0.000	244,500	218,006	782.21	03/43	BPH	S&J
Huttonsville PSD 12-A Water Reserve	08/07/12				2,720.06			
Huttonsville PSD 12-B Water Reserve	12/18/12				35,687.05			
Huttonsville PSD 12-C Water Revenue	12/18/12	0.000 - 0.000	1,085,000	1,035,356	2,377.53	12/52	UNB	S&J
Huttonsville PSD 12-C Water Reserve	12/18/12				5,206.69			
Huttonsville PSD 12-D Water Revenue	12/18/12	1.000 - 1.000	1,100,000	1,058,313	2,944.82	12/52	UNB	S&J
Huttonsville PSD 12-D Water Reserve	12/18/12				6,358.57			
Huttonsville PSD 12-E Water Revenue	12/18/12	0.000 - 0.000	1,700,000	1,697,987	673.60	09/45	UNB	S&J
Huttonsville PSD 12-E Water Reserve	12/18/12				40,544.46			
Huttonsville PSD 15-A Water Reserve	06/05/15				0.00			
Huttonsville PSD 15-B Water Revenue	06/05/15	0.000 - 0.000	3,655,500	3,210,528	0.00	03/47	BPH	S&J
Huttonsville PSD 15-B Water Reserve	06/05/15				121,999.68			

ACCOUNT NAME	ISSUE DATE	INTEREST RATE	ORIGINAL ISSUE	OUTSTANDING 6/30/2016	ACCT BALANCE 6/30/2016	LAST DEBT	PAYING AGENT	BOND COUNSEL
Huttonsville PSD 96 Water Reserve	06/07/96				55,147.23			
Jane Lew PSD 05-A Sewer Revenue	07/19/05	0.000 - 0.000	959,015	713,113	2,126.90	06/45	UNB	S&J
Jane Lew PSD 05-A Sewer Reserve	07/19/05				24,606.40			
Jane Lew PSD 13-A Sewer Revenue	05/06/13	0.000 - 0.000	5,167,000	4,964,368	11,370.46	03/53	UNB	S&J
Jane Lew PSD 13-A Sewer Reserve	05/06/13				21,411.73			
Jane Lew PSD 04-A Water Reserve	12/16/04				30,900.83			
Jane Lew PSD 09-A Water Revenue	10/23/09	0.000 - 0.000	429,399	350,661	2,279.94	12/40	BPH	S&J
Jane Lew PSD 09-A Water Reserve	10/23/09				8,129.23			
Jefferson County PSD 00-A Sewer Revenue	06/22/00	0.000 - 0.000	1,154,889	596,688	7,693.45	12/31	DEP	S&J
Jefferson County PSD 00-A Sewer Reserve	06/22/00				38,562.77			
Jefferson County PSD 08-A Sewer Revenue	06/18/08	0.000 - 0.000	2,005,000	1,503,730	6,005.00	12/38	DEP	S&J
Jefferson County PSD 08-A Sewer Reserve	06/18/08				66,950.95			
Jefferson County PSD 10-A Sewer Refunding Revenue	06/24/10	3.000 - 4.375	1,895,000	1,485,000	92,519.84	10/28	DTC	STB
Jefferson County PSD 10-A Sewer Refunding Reserve	06/24/10				154,122.86			
Jefferson County PSD 13-A Sewer Revenue	06/14/13	2.250 - 4.000	1,660,000	1,385,000	15,449.61	06/28	DTC	BRM
Jefferson County PSD 13-A Sewer Reserve	06/14/13				146,205.21			
Jefferson County PSD 88-B Sewer Revenue	05/05/88	0.000 - 0.000	425,767	141,925	10,958.58	10/28	BNY	S&J
Jefferson County PSD 88-B Sewer Reserve	05/05/88				10,939.93			
Jefferson County PSD 98-B Sewer Revenue	06/25/98	0.000 - 0.000	599,089	89,856	6,821.43	06/19	DEP	S&J
Jefferson County PSD 98-B Sewer Reserve	06/25/98				30,007.97			
Jefferson County PSD 98-C Sewer Revenue	06/25/98	1.000 - 1.000	662,039	662,039	0.00	06/38	UNB	S&J
Jefferson County PSD 98-C Sewer Reserve	06/25/98				0.00			
Jefferson County PSD 99-A Sewer Revenue	12/08/99	0.000 - 0.000	378,363	173,415	2,802.05	03/30	DEP	S&J
Jefferson County PSD 99-A Sewer Reserve	12/08/99				12,633.88			
Jefferson County PSD 14-A Water Revenue	04/17/14	0.500 - 0.500	985,350	962,474	3,176.85	09/45	BPH	BRM
Jefferson County PSD 14-A Water Reserve	04/17/14				2,951.50			
Jefferson County Schools 12 Ref GO	08/02/12	4.000 - 4.000	11,590,000	6,290,000	0.03	05/20	DTC	BRM

ACCOUNT NAME	ISSUE DATE	INTEREST RATE	ORIGINAL ISSUE	OUTSTANDING 6/30/2016	ACCT BALANCE 6/30/2016	LAST DEBT	PAYING AGENT	BOND COUNSEL
Jefferson County Schools 12 Ref Sur Col	08/02/12				1,004,260.41			
Jefferson County Schools 12 Ref Spec Sur	08/02/12				42.09			
Junior 04-A Sewer Revenue	10/25/04	0.000 - 0.000	902,250	586,463	3,184.73	12/35	DEP	S&J
Junior 04-A Sewer Reserve	10/25/04				30,110.70			
Junior 12-A Sewer Reserve	06/21/12				1,665.11			
Junior 09-A Water Revenue	09/10/09	0.000 - 0.000	690,000	592,056	2,873.66	09/49	UNB	S&J
Junior 09-A Water Reserve	09/10/09				17,888.92			
Justice PSD 93 Water Revenue	11/24/93	6.750 - 6.750	439,000	327,550	12,932.01	10/33	BNY	JK
Justice PSD 93 Water Reserve	11/24/93				32,049.86			
Kanawha Falls PSD 03-A Sewer Revenue	11/06/03	0.000 - 0.000	1,990,400	1,243,985	6,621.68	03/35	DEP	JK
Kanawha Falls PSD 03-A Sewer Reserve	11/06/03				66,451.58			
Kanawha Falls PSD 03-B Sewer Revenue	11/06/03	5.800 - 5.800	110,000	58,742	9,612.26	10/23	BBT	JK
Kanawha Falls PSD 03-B Sewer Reserve	11/06/03				9,401.90			
Kanawha Falls PSD 81 Sewer Reserve	01/01/81				142,199.17			
Kanawha Falls PSD 02-A Water Reserve	02/22/02				24,563.86			
Kanawha Falls PSD 80 Water Imp & Ref Reserve	09/14/81				160,137.73			
Kanawha (Chelyan) PSD 02 Sewer Revenue	06/04/02	0.000 - 0.000	3,118,574	2,106,050	6,768.83	06/42	UNB	G&G
Kanawha (Chelyan) PSD 02 Sewer Reserve	06/04/02				81,103.53			
Kanawha (Chelyan) PSD 09-A Sewer Revenue	12/15/09	0.000 - 0.000	2,761,569	2,105,689	12,705.63	09/31	DEP	JK
Kanawha (Chelyan) PSD 09-A Sewer Reserve	12/15/09				66,814.93			
Kanawha (Chelyan) PSD 94-A Sewer Revenue	04/22/94	6.750 - 6.750	1,023,500	767,761	30,394.98	10/33	BNY	JK
Kanawha (Chelyan) PSD 94-A Sewer Reserve	04/22/94				75,042.20			
Kanawha (Chelyan) PSD 94-B Sewer Revenue	04/22/94	6.750 - 6.750	175,276	131,480	5,205.40	10/33	BNY	JK
Kanawha (Chelyan) PSD 94-B Sewer Reserve	04/22/94				12,850.97			
Kanawha (Chelyan) PSD 95-A Sewer Revenue	06/29/95	6.750 - 6.750	634,000	478,327	18,936.70	10/33	BNY	JK
Kanawha (Chelyan) PSD 95-A Sewer Reserve	06/29/95				46,753.06			
Kanawha (Chelyan) PSD 99-A Sewer Revenue	07/15/99	0.000 - 0.000	2,518,000	1,237,997	7,553.97	03/31	DEP	JK

ACCOUNT NAME	ISSUE DATE	INTEREST RATE	ORIGINAL ISSUE	OUTSTANDING 6/30/2016	ACCT BALANCE 6/30/2016	LAST DEBT	PAYING AGENT	BOND COUNSEL
Kanawha (Chelyan) PSD 99-A Sewer Reserve	07/15/99				84,030.34			
Kanawha (UKV) PSD 02-A Sewer Revenue	03/15/02	0.500 - 0.500	300,000	166,972	924.02	03/32	UNB	S&J
Kanawha (UKV) PSD 02-A Sewer Reserve	03/15/02				11,044.52			
Kanawha (UKV) PSD 99 Sewer Revenue	10/21/99	0.000 - 0.000	5,768,297	3,483,420	12,528.92	09/39	UNB	S&J
Kanawha (UKV) PSD 99 Sewer Reserve	10/21/99				150,004.31			
Kanawha (UKV-London) PSD 97-L Sewer Note	08/18/97	0.000 - 0.000	119,064	119,064	0.00	08/20	UNB	S&J
Kanawha (UKV-Pnt Ck) PSD 97-P Sewer Note	08/18/97	0.000 - 0.000	145,000	145,000	0.00	08/20	UNB	S&J
Kenova 07-A Sewer Revenue	07/12/07	0.000 - 0.000	3,747,000	3,036,761	8,992.52	06/47	UNB	S&J
Kenova 07-A Sewer Reserve	07/12/07				72,743.73			
Kenova 07-B Sewer Revenue	07/12/07	0.000 - 0.000	4,649,209	3,767,986	12,349.96	06/47	DEP	S&J
Kenova 07-B Sewer Reserve	07/12/07				90,248.89			
Kenova 91-A Sewer Revenue	08/09/91	8.100 - 8.100	508,101	355,783	18,151.99	10/29	BNY	S&J
Kenova 91-A Sewer Reserve	08/09/91				43,444.38			
Kenova 91-B Sewer Revenue	08/09/91	0.000 - 0.000	22,941	8,452	453.11	10/29	BNY	S&J
Kenova 91-B Sewer Reserve	08/09/91				605.12			
Kenova 01 Water Reserve	12/06/01				38,321.99			
Kenova 05-A Water Revenue	09/27/05	5.050 - 5.050	1,500,000	931,597	75,178.13	10/25	BNY	G&G
Kenova 05-A Water Reserve	09/27/05				123,097.98			
Kenova 05-B Water Revenue	09/27/05	6.000 - 6.000	1,500,000	1,364,559	41,382.65	10/44	BNY	G&G
Kenova 05-B Water Reserve	09/27/05				102,195.91			
Kenova 05-C Water Revenue	09/27/05	0.000 - 0.000	9,986,213	6,907,110	34,209.77	03/37	BPH	G&G
Kenova 05-C Water Reserve	09/27/05				311,032.75			
Keyser 01-B Sewer Refunding Revenue	09/13/01	4.000 - 5.800	1,795,000	1,010,000	87,441.67	10/25	DTC	BRM
Keyser 01-B Sewer Refunding Reserve	09/13/01				137,092.60			
Keyser 01 Sewer Revenue	02/13/01	0.000 - 0.000	523,072	523,072	267.41	03/25	DEP	BRM
Keyser 01 Sewer Reserve	01/25/01				0.00			
Keyser 14-A Sewer Revenue	08/27/14	1.000 - 1.000	2,597,300	1,911,720	6,869.21	06/54	UNB	BRM

ACCOUNT NAME	ISSUE DATE	INTEREST RATE	ORIGINAL ISSUE	OUTSTANDING 6/30/2016	ACCT BALANCE 6/30/2016	LAST DEBT	PAYING AGENT	BOND COUNSEL
Keyser 14-A Sewer Reserve	08/27/14				685.34			
Keyser 15-A Sewer Revenue	01/29/15	0.000 - 0.000	20,400,000	9,222,045	0.00	06/50	DEP	S&J
Keyser 15-A Sewer Reserve	01/29/15				0.00			
Keyser 80 Sewer Reserve	09/14/81				57,242.05			
Keyser 99 Sewer Revenue	11/16/99	0.000 - 0.000	5,753,801	1,765,368	53,318.32	03/23	DEP	BRM
Keyser 99 Sewer Reserve	11/16/99				262,475.28			
Keyser 13-A Water Reserve	09/03/13				12,968.78			
Keyser 14-A Water Reserve	08/27/14				0.00			
Keyser 98-A Water Revenue	10/15/98	6.250 - 6.250	761,842	597,405	29,163.51	10/35	BNY	BRM
Keyser 98-A Water Reserve	10/15/98				53,183.74			
Keyser 98-B Water Revenue	10/15/98	5.800 - 5.800	2,997,584	2,433,098	104,254.46	10/38	BNY	BRM
Keyser 98-B Water Reserve	10/15/98				194,360.24			
Kingmill Valley PSD 10-A Sewer Reserve	02/11/10				62,934.48			
Kingmill Valley PSD 14-A Sewer Refunding Revenue	04/23/14	2.670 - 2.670	721,925	606,396	6,149.29	10/25	BBT:BH	S&J
Kingmill Valley PSD 14-A Sewer Refunding Reserve	04/23/14				72,316.61			
Kingmill Valley PSD 86-B Sewer Revenue	06/12/86	0.000 - 0.000	81,343	20,857	1,950.35	10/25	BNY	S&J
Kingmill Valley PSD 86-B Sewer Reserve	06/12/86				3,358.61			
Kingmill Valley PSD 99-A Sewer Revenue	06/15/99	5.800 - 5.800	183,200	148,701	5,490.82	10/38	BNY	S&J
Kingmill Valley PSD 99-A Sewer Reserve	06/15/99				11,907.81			
Kingwood 01 Sewer Revenue	12/20/01	0.000 - 0.000	876,739	488,864	8,805.26	03/33	DEP	S&J
Kingwood 01 Sewer Reserve	12/20/01				29,384.00			
Kingwood 10-A Sewer Refunding Revenue	08/27/10	3.000 - 4.250	1,605,000	1,170,000	88,277.11	10/25	DTC	S&J
Kingwood 10-A Sewer Refunding Reserve	08/27/10				147,332.63			
Kingwood 12-A Sewer Revenue	07/25/12	0.000 - 0.000	15,794,955	15,094,955	32,468.00	06/52	DEP	S&J
Kingwood 12-A Sewer Reserve	07/25/12				128,774.37			
Kingwood 86-B Sewer Revenue	03/26/86	0.000 - 0.000	850,860	223,911	40,519.74	10/25	BNY	S&J
Kingwood 86-B Sewer Reserve	03/26/86				23,217.80			

ACCOUNT NAME	ISSUE DATE	INTEREST RATE	ORIGINAL ISSUE	OUTSTANDING 6/30/2016	ACCT BALANCE 6/30/2016	LAST DEBT	PAYING AGENT	BOND COUNSEL
Kingwood 01 Water Revenue	01/18/01	5.800 - 5.800	1,139,214	417,170	62,717.78	10/20	BNY	S&J
Kingwood 01 Water Reserve	01/18/01				98,706.92			
Kingwood 07-A Water Revenue	06/14/07	0.000 - 0.000	265,000	211,990	629.41	06/47	UNB	S&J
Kingwood 07-A Water Reserve	06/14/07				5,375.32			
Kingwood 09-A Water Revenue	09/29/09	0.000 - 0.000	1,135,000	967,652	2,678.01	09/49	UNB	S&J
Kingwood 09-A Water Reserve	09/29/09				29,165.71			
Kingwood 87-A Water Revenue	01/07/87	8.380 - 8.380	2,810,612	1,732,258	114,917.76	10/26	BNY	S&J
Kingwood 87-A Water Reserve	01/07/87				247,360.72			
Kingwood 87-B Water Revenue	01/07/87	0.000 - 0.000	689,388	199,560	13,796.02	10/26	BNY	S&J
Kingwood 87-B Water Reserve	01/07/87				18,180.45			
Kopperston PSD 96 Water Revenue	09/20/96	6.250 - 6.250	644,000	500,284	24,025.29	10/35	BNY	JK
Kopperston PSD 96 Water Reserve	09/20/96				44,584.48			
Lake Floyd PSD 86-A Sewer Revenue	03/07/86	9.750 - 9.750	136,870	85,374	8,296.77	10/25	BNY	S&J
Lake Floyd PSD 86-A Sewer Reserve	03/07/86				13,765.05			
Lake Floyd PSD 86-B Sewer Revenue	03/07/86	0.000 - 0.000	68,130	17,929	2,948.82	10/25	BNY	S&J
Lake Floyd PSD 86-B Sewer Reserve	03/07/86				3,450.58			
Lake Floyd PSD 86-A&B Sewer R&R	03/07/86				3,183.32			
Lashmeet PSD 98-A Lot 2 Water Revenue	09/10/98	2.000 - 2.000	670,000	442,315	2,551.62	09/38	UNB	S&J
Lashmeet PSD 98-A Water Revenue	09/10/98	2.000 - 2.000	3,400,000	2,244,583	14,625.49	09/38	UNB	S&J
Lashmeet PSD 98-A Water Reserve	09/10/98				150,039.84			
Lavalette PSD 06-A Water Reserve	02/23/06				99,870.12			
Lavalette PSD 06-B Water Reserve	02/23/06				37,973.27			
Lavalette PSD 06-C Water Revenue	02/23/06	0.000 - 0.000	1,918,050	1,469,670	14,149.77	12/45	UNB	S&J
Lavalette PSD 06-C Water Reserve	02/23/06				49,842.80			
Lavalette PSD 09-A Water Reserve	05/18/09				44,881.19			
Lavalette PSD 09-B Water Reserve	05/18/09				24,359.12			
Lavalette PSD 10-A Water Reserve	03/10/10				51,847.52			

ACCOUNT NAME	ISSUE DATE	INTEREST RATE	ORIGINAL ISSUE	OUTSTANDING 6/30/2016	ACCT BALANCE 6/30/2016	LAST DEBT	PAYING AGENT	BOND COUNSEL
Lavalette PSD 10-B Water Reserve	03/10/10				4,908.39			
Lavalette PSD 11-A Water Reserve	02/04/11				37,087.52			
Lavalette PSD 12-A Water Reserve	09/21/12				10,916.07			
Lewis County EDA 03-A Water Revenue	08/27/03	0.000 - 0.000	2,374,500	1,623,076	4,950.60	06/43	UNB	S&J
Lewis County EDA 03-A Water Reserve	08/27/03				0.00			
Lewis County EDA 06-A Water Revenue	07/27/06	0.000 - 0.000	4,422,000	3,445,690	9,457.91	06/46	UNB	S&J
Lewis County EDA 06-A Water Reserve	07/27/06				0.00			
Lewis County EDA 16-A Water Revenue	01/20/16	1.000 - 1.000	2,650,109	845,539	0.00	12/55	UNB	S&J
Lewis County EDA 16-A Water Reserve	01/20/16				0.00			
Lewis County EDA 99-A Water Revenue	06/10/99	0.000 - 0.000	1,673,000	980,352	3,510.39	06/39	UNB	S&J
Lewis County EDA 99-A Water Reserve	06/10/99				0.00			
Lewisburg 09-A Water Revenue	05/22/09	4.510 - 4.510	1,000,000	747,294	12,887.73	06/29	BBT:BH	S&J
Lewisburg 09-A Water Reserve	05/22/09				76,187.58			
Lewisburg 10-A Water Revenue	12/02/10	3.000 - 3.000	1,482,000	1,232,455	13,363.52	03/32	UNB	S&J
Lewisburg 10-A Water Reserve	12/02/10				98,901.98			
Lewisburg 12-A Water Revenue	06/27/12	4.000 - 4.000	486,000	415,410	6,042.59	04/32	OVB:BH	S&J
Lewisburg 12-A Water Reserve	06/27/12				14,229.74			
Lewisburg 13-A Water Revenue	04/01/13	3.500 - 3.500	3,500,000	3,119,845	20,540.68	06/33	PRMR:BH	S&J
Lewisburg 13-A Water Reserve	04/01/13				245,068.02			
Lewisburg Water Repair & Replacement	06/01/11				41,801.78			
Lincoln PSD 02-A Water Revenue	08/06/02	5.800 - 5.800	580,429	491,454	17,528.71	10/39	BNY	S&J
Lincoln PSD 02-A Water Reserve	08/06/02				38,491.97			
Lincoln PSD 02-B Water Revenue	08/06/02	5.800 - 5.800	121,522	102,893	3,675.19	10/39	BBT	S&J
Lincoln PSD 02-B Water Reserve	08/06/02				8,067.96			
Lincoln PSD 03-A Water Reserve	07/03/03				44,871.83			
Lincoln PSD 06-A Water Revenue	07/13/06	0.000 - 0.000	550,242	417,294	2,439.12	12/44	UNB	S&J
Lincoln PSD 06-A Water Reserve	07/13/06				15,164.65			

ACCOUNT NAME	ISSUE DATE	INTEREST RATE	ORIGINAL ISSUE	OUTSTANDING 6/30/2016	ACCT BALANCE 6/30/2016	LAST DEBT	PAYING AGENT	BOND COUNSEL
Lincoln PSD 10-A Water Revenue	06/16/10	0.000 - 0.000	2,200,000	1,942,852	4,776.29	06/50	UNB	S&J
Lincoln PSD 10-A Water Reserve	06/16/10				57,297.81			
Lincoln PSD 15-A Water Reserve	03/06/15				0.00			
Lincoln PSD 15-B Water Revenue	03/13/15	1.000 - 1.000	1,000,000	1,000,000	0.00	03/55	UNB	S&J
Lincoln PSD 15-B Water Reserve	03/06/15				0.00			
Lincoln PSD Series 75 (11/77) Water Reserve	11/03/77				62,307.33			
Lincoln PSD 98 Water Design Reserve	12/29/98				5,019.74			
Logan 08-A Sewer Revenue	06/27/08	0.000 - 0.000	4,446,053	3,691,715	2,839.28	06/48	DEP	S&J
Logan 08-A Sewer Reserve	06/27/08				116,052.13			
Logan 13-A Sewer Revenue	04/11/13	0.000 - 0.000	400,000	379,352	257.71	03/53	DEP	S&J
Logan 13-A Sewer Reserve	04/11/13				10,324.32			
Logan 87-A Sewer Revenue	09/25/87	8.380 - 8.380	623,087	384,027	24,868.43	10/26	BNY	JK
Logan 87-A Sewer Reserve	09/25/87				54,790.22			
Logan 87-B Sewer Revenue	09/25/87	0.000 - 0.000	152,833	44,243	2,693.94	10/26	BNY	JK
Logan 87-B Sewer Reserve	09/25/87				4,024.64			
Logan 93-A Sewer Revenue	03/29/93	7.750 - 7.750	2,284,839	1,684,380	74,706.82	10/31	BNY	JK
Logan 93-A Sewer Reserve	03/29/93				187,265.98			
Logan 93-B Sewer Revenue	03/29/93	0.000 - 0.000	76,161	31,245	1,309.99	10/31	BNY	JK
Logan 93-B Sewer Reserve	03/29/93				1,952.96			
Logan 95 Sewer Revenue	08/31/95	6.750 - 6.750	377,980	285,169	11,188.82	10/33	BNY	JK
Logan 95 Sewer Reserve	08/31/95				27,840.58			
Logan County PSD 02-A Sewer Revenue	12/12/02	0.000 - 0.000	5,328,940	3,716,234	26,978.08	12/42	DEP	JK
Logan County PSD 02-A Sewer Reserve	12/12/02				140,448.20			
Logan County PSD 02-B Sewer Revenue	12/12/02	0.000 - 0.000	2,190,000	1,517,255	4,786.16	12/42	UNB	JK
Logan County PSD 02-B Sewer Reserve	12/12/02				57,344.99			
Logan County PSD 02-C Sewer Reserve	12/12/02				16,841.16			
Logan County PSD 08-A Sewer Revenue	04/09/08	0.000 - 0.000	4,500,000	3,687,076	9,703.01	03/48	UNB	JK

ACCOUNT NAME	ISSUE DATE	INTEREST RATE	ORIGINAL ISSUE	OUTSTANDING 6/30/2016	ACCT BALANCE 6/30/2016	LAST DEBT	PAYING AGENT	BOND COUNSEL
Logan County PSD 08-A Sewer Reserve	04/09/08				82,405.80			
Logan County PSD 13-A Sewer Reserve	01/24/13				7,899.44			
Logan County PSD 01-A Water Revenue	09/06/01	5.800 - 5.800	3,830,000	3,242,893	104,907.05	10/39	BNY	JK
Logan County PSD 01-A Water Reserve	09/06/01				254,044.53			
Logan County PSD 01-B Water Revenue	09/06/01	0.000 - 0.000	2,670,000	1,751,086	5,797.04	09/41	UNB	JK
Logan County PSD 01-B Water Reserve	09/06/01				69,463.97			
Logan County PSD 02-A Water Reserve	01/24/02				75,744.97			
Logan County PSD 02-B Water Revenue	10/09/02	0.000 - 0.000	1,100,000	745,161	2,427.87	09/42	UNB	JK
Logan County PSD 02-B Water Reserve	10/09/02				28,456.65			
Logan County PSD 03-B Water Revenue	10/29/03	0.000 - 0.000	3,600,000	2,564,706	7,867.83	09/43	UNB	JK
Logan County PSD 03-B Water Reserve	10/29/03				94,513.19			
Logan County PSD 05-A Water Revenue	04/27/05	0.000 - 0.000	923,245	693,942	2,350.33	03/45	UNB	JK
Logan County PSD 05-A Water Reserve	04/27/05				23,550.64			
Logan County PSD 08-A Water Revenue	07/16/08	0.000 - 0.000	1,700,000	1,412,986	3,690.73	06/48	UNB	JK
Logan County PSD 08-A Water Reserve	07/16/08				29,116.45			
Logan County PSD 08-B Water Revenue	07/16/08	0.000 - 0.000	1,900,000	1,569,024	4,099.11	06/48	UNB	JK
Logan County PSD 08-B Water Reserve	07/16/08				33,568.34			
Logan County PSD 10-A Water Revenue	03/16/10	0.000 - 0.000	800,000	710,512	1,760.12	03/50	UNB	JK
Logan County PSD 10-A Water Reserve	03/16/10				9,137.65			
Logan County PSD 12-A Water Reserve	12/13/12				3,651.89			
Logan County PSD 13-A Water Revenue	02/07/13	0.000 - 0.000	3,800,000	2,978,986	8,326.18	12/52	UNB	JK
Logan County PSD 13-A Water Reserve	02/07/13				18,234.43			
Logan County PSD 14-A Water Reserve	07/24/14				0.00			
Logan County PSD 14-B Water Revenue	07/24/14	2.000 - 2.000	3,478,000	3,106,670	17,153.32	12/45	UNB	JK
Logan County PSD 14-B Water Reserve	07/24/14				9,015.20			
Logan County PSD 15-A Water Reserve	06/05/15				0.00			
Logan County PSD 15-B Water Revenue	09/02/15	2.000 - 2.000	907,000	813,476	0.00	12/46	UNB	JK

ACCOUNT NAME	ISSUE DATE	INTEREST RATE	ORIGINAL ISSUE	OUTSTANDING 6/30/2016	ACCT BALANCE 6/30/2016	LAST DEBT	PAYING AGENT	BOND COUNSEL
Logan County PSD 15-B Water Reserve	09/02/15				0.00			
Logan County PSD 96-B Water Revenue	07/31/96	3.000 - 3.000	1,780,000	935,285	13,587.95	09/29	UNB	JK
Logan County PSD 96-B Water Reserve	07/31/96				86,738.56			
Logan County PSD 97-A Water Revenue	02/12/97	3.000 - 3.000	1,000,000	680,454	6,676.07	12/37	UNB	JK
Logan County PSD 97-A Water Reserve	02/12/97				43,136.09			
Logan County PSD 97-B Water Revenue	03/25/97	2.000 - 2.000	1,075,000	673,938	6,063.59	03/37	UNB	JK
Logan County PSD 97-B Water Reserve	03/25/97				39,833.87			
Logan County PSD 98-A Water Revenue	06/10/98	1.000 - 2.000	815,000	496,650	2,104.88	06/38	UNB	JK
Logan County PSD 98-A Water Reserve	06/10/98				25,228.38			
Logan County PSD 99-C Lot 2 Water Revenue	06/17/99	0.000 - 0.000	615,000	175,710	4,896.91	06/19	UNB	JK
Logan County PSD 99-A Water Revenue	04/21/99	0.000 - 0.000	5,050,000	3,360,732	12,336.30	03/39	UNB	JK
Logan County PSD 99-A Water Reserve	04/21/99				147,964.54			
Logan County PSD 99-C Water Revenue	06/17/99	0.000 - 0.000	2,590,000	1,537,270	5,587.36	06/39	UNB	JK
Logan County PSD 99-C Water Reserve	06/17/99				125,614.01			
Logan County PSD 99-D Water Revenue	12/14/99	5.800 - 5.800	330,000	101,348	19,951.64	10/19	BBT	JK
Logan County PSD 99-D Water Reserve	12/14/99				29,173.82			
Lubeck PSD 05-A Sewer Revenue	09/27/05	0.000 - 0.000	7,879,443	7,879,443	0.00	03/39	UNB	JK
Lubeck PSD 05-A Sewer Reserve	09/27/05				41,171.11			
Lubeck PSD 05-B Sewer Revenue	09/27/05	0.000 - 0.000	2,411,178	1,843,842	6,774.32	03/39	UNB	JK
Lubeck PSD 05-B Sewer Reserve	09/27/05				86,415.32			
Lubeck PSD 10-A Sewer Revenue	02/25/10	0.000 - 0.000	2,136,720	1,676,220	6,157.70	03/39	UNB	JK
Lubeck PSD 10-A Sewer Reserve	02/25/10				73,803.45			
Lubeck PSD 12-A Sewer Revenue	06/22/12	0.000 - 0.000	716,272	673,855	1,726.45	03/52	DEP	JK
Lubeck PSD 12-A Sewer Reserve	06/22/12				18,885.06			
Lubeck PSD 15-A Sewer Revenue	02/27/15	0.000 - 0.000	2,070,530	1,983,346	7,303.46	03/39	UNB	JK
Lubeck PSD 15-A Sewer Reserve	02/27/15				9,453.37			
Lubeck PSD 15-B Sewer Reserve	03/26/15				2,859.06			

ACCOUNT NAME	ISSUE DATE	INTEREST RATE	ORIGINAL ISSUE	OUTSTANDING 6/30/2016	ACCT BALANCE 6/30/2016	LAST DEBT	PAYING AGENT	BOND COUNSEL
Lubeck PSD 15 Sewer BAN	02/27/15	0.000 - 0.000	2,070,529	2,070,329	16.80	03/20	UNB	JK
Lubeck PSD 99-A Sewer Revenue	03/09/99	0.000 - 0.000	7,950,000	1,888,125	78,352.77	03/21	DEP	JK
Lubeck PSD 99-A Sewer Reserve	03/09/99				400,561.47			
Lubeck PSD 99-B Sewer Revenue	03/09/99	0.000 - 0.000	2,000,000	1,197,362	9,708.98	03/39	UNB	JK
Lubeck PSD 99-B Sewer Reserve	03/09/99				61,835.18			
Lubeck PSD 05-A Water Revenue	06/17/05	3.000 - 3.000	1,573,000	941,625	16,745.01	12/26	UNB	JK
Lubeck PSD 05-A Water Reserve	06/17/05				101,600.48			
Lubeck PSD 05-B Water Reserve	06/17/05				104,542.03			
Lubeck PSD 05-C Water Reserve	06/17/05				23,856.55			
Lubeck PSD 10-A Water Reserve	05/14/10				33,620.89			
Lubeck PSD 11-A Water Reserve	02/11/11				22,515.67			
Lubeck PSD 11-B Water Revenue	11/30/11	3.000 - 3.000	352,565	294,190	1,959.12	03/32	UNB	JK
Lubeck PSD 11-B Water Reserve	11/30/11				10,202.27			
Lubeck PSD 90-A Water Revenue	04/02/90	7.850 - 7.850	3,139,013	2,162,812	150,635.40	10/29	BNY	BRD
Lubeck PSD 90-A Water Reserve	04/02/90				260,401.46			
Lubeck PSD 90-B Water Revenue	04/02/90	0.000 - 0.000	146,487	52,585	5,576.13	10/29	BNY	BRD
Lubeck PSD 90-B Water Reserve	04/02/90				6,432.58			
Lumberport 11-A Sewer Revenue	12/15/11	0.000 - 0.000	1,755,150	1,448,424	5,651.66	09/37	UNB	S&J
Lumberport 11-A Sewer Reserve	12/15/11				68,162.28			
Lumberport 02-A Water Reserve	07/10/02				34,247.57			
Malden PSD 09-A Sewer Revenue	08/26/09	0.000 - 0.000	2,639,983	2,120,233	8,225.15	12/38	DEP	S&J
Malden PSD 09-A Sewer Reserve	08/26/09				95,408.23			
Malden PSD 09-C Sewer Reserve	08/26/09				113,703.22			
Malden PSD 78 Sewer Revenue	12/21/78	6.000 - 7.200	7,040,000	1,405,000	393,251.92	10/18	BNY	JK
Malden PSD 78 Sewer Reserve	12/21/78				541,144.22			
Mannington PSD 10-A Water Reserve	05/25/10				15,893.14			
Marion County Schools 11 GO	03/02/11	2.000 - 4.000	15,760,000	8,510,000	0.00	05/21	DTC	S&J

ACCOUNT NAME	ISSUE DATE	INTEREST RATE	ORIGINAL ISSUE	OUTSTANDING 6/30/2016	ACCT BALANCE 6/30/2016	LAST DEBT	PAYING AGENT	BOND COUNSEL
Marion County Schools 11 GO Surplus Collections	03/02/11				577,167.50			
Marlinton 05-A Water & Sewer Revenue	10/19/05	0.000 - 0.000	1,660,766	1,134,846	5,009.70	12/36	DEP	S&J
Marlinton 05-A Water & Sewer Reserve	10/19/05				55,395.87			
Marlinton 08-A Water & Sewer Revenue	02/06/08	0.000 - 0.000	2,187,000	1,810,890	4,687.02	12/48	UNB	S&J
Marlinton 08-A Water & Sewer Reserve	02/06/08				38,141.04			
Marlinton 97-A Water & Sewer Revenue	01/30/97	0.000 - 0.000	239,495	124,238	503.84	03/37	UNB	S&J
Marlinton 97-A Water & Sewer Reserve	01/30/97				5,996.17			
Marlinton 97-B Water & Sewer Revenue	08/18/97	0.000 - 0.000	555,450	295,302	1,381.28	06/37	UNB	S&J
Marlinton 97-B Water & Sewer Reserve	08/18/97				14,121.09			
Marlinton 98-A Water & Sewer Revenue	11/20/98	0.000 - 0.000	705,400	323,290	2,802.45	03/30	BPH	S&J
Marlinton 98-A Water & Sewer Reserve	11/20/98				23,565.74			
Marmet 09-A Sewer Revenue	06/18/09	0.000 - 0.000	1,688,771	1,365,087	28,545.97	09/40	DEP	S&J
Marmet 09-A Sewer Reserve	06/18/09				35,266.22			
Marmet 90-A Sewer Revenue	01/03/90	7.850 - 7.850	664,013	440,330	32,719.23	10/28	BNY	H&P
Marmet 90-A Sewer Reserve	01/03/90				55,352.46			
Marmet 90-B Sewer Revenue	01/03/90	0.000 - 0.000	30,987	10,601	691.07	10/28	BNY	H&P
Marmet 90-B Sewer Reserve	01/03/90				1,476.28			
Marshall County PSD #2 14-A Water Reserve	07/11/14				0.00			
Marshall County PSD #2 16-A Water Reserve	03/10/16				0.00			
Marshall County PSD #3 12-A Water Revenue	11/08/12	1.000 - 1.000	3,550,022	3,377,965	10,594.75	09/52	UNB	S&J
Marshall County PSD #3 12-A Water Reserve	11/08/12				111,337.50			
Marshall County PSD #4 07-A Water Reserve	09/26/07				123,835.56			
Marshall County PSD #4 07-B Water Revenue	09/26/07	0.000 - 0.000	1,225,000	939,148	11,892.82	06/39	BPH	S&J
Marshall County PSD #4 07-B Water Reserve	09/26/07				37,315.45			
Marshall County PSD #4 82 Water Reserve	02/11/71				69,457.13			
Marshall County PSD #4 89 Water Reserve	07/23/90				21,924.29			
Marshall County PSD #4 96-A Water Reserve	07/25/96				8,387.91			

ACCOUNT NAME	ISSUE DATE	INTEREST RATE	ORIGINAL ISSUE	OUTSTANDING 6/30/2016	ACCT BALANCE 6/30/2016	LAST DEBT	PAYING AGENT	BOND COUNSEL
Marshall County PSD #4 96-B Water Reserve	07/25/96				22,763.87			
Marshall County Sewerage District 07-A Revenue	11/02/07	0.000 - 0.000	643,800	525,976	5,598.17	09/47	UNB	S&J
Marshall County Sewerage District 07-A Reserve	11/02/07				11,955.17			
Marshall County Sewerage District 07-B Revenue	11/02/07	0.000 - 0.000	200,000	200,000	0.00	09/38	UNB	S&J
Marshall County Sewerage District 07-B Reserve	11/02/07				0.00			
Marshall County Sewerage District 87-A Revenue	03/18/87	8.380 - 8.380	89,940	55,432	4,323.72	10/26	BNY	S&J
Marshall County Sewerage District 87-A Reserve	03/18/87				7,942.43			
Marshall County Sewerage District 87-B Revenue	03/18/87	0.000 - 0.000	22,060	6,386	1,229.72	10/26	BNY	S&J
Marshall County Sewerage District 87-B Reserve	03/18/87				1,101.72			
Marshall County Sewerage District 90-A Revenue	11/26/90	8.100 - 8.100	267,737	187,475	11,458.85	10/29	BNY	S&J
Marshall County Sewerage District 90-A Reserve	11/26/90				22,913.18			
Marshall County Sewerage District 90-B Revenue	11/26/90	0.000 - 0.000	12,091	4,455	613.71	10/29	BNY	S&J
Marshall County Sewerage District 90-B Reserve	11/26/90				414.34			
Marshall County Schools 07 GO	06/26/07	4.000 - 5.000	27,900,000	13,170,000	0.00	05/22	DTC	BRM
Marshall County Schools 07 GO Sur Col	11/01/07				2,481,060.34			
Martinsburg 00-A Water & Sewer Revenue	09/27/00	2.000 - 2.000	7,564,000	2,491,628	98,351.72	03/22	BPH	BRM
Martinsburg 00-A Water & Sewer Reserve	09/27/00				460,209.79			
Martinsburg 00-B Water & Sewer Revenue	09/27/00	3.000 - 3.000	3,000,000	1,052,761	39,224.23	03/22	UNB	BRM
Martinsburg 00-B Water & Sewer Reserve	09/27/00				200,196.87			
Martinsburg 00-C Water & Sewer Revenue	09/27/00	5.800 - 5.800	1,976,352	1,648,470	67,820.46	10/39	BNY	BRM
Martinsburg 00-C Water & Sewer Reserve	09/27/00				129,046.84			
Martinsburg 11-A Water & Sewer Revenue	12/28/11	2.000 - 3.875	8,830,000	7,500,000	402,448.50	09/31	DTC	BRM
Martinsburg 11-A Water & Sewer Reserve	12/28/11				621,641.38			
Martinsburg 13-A Water & Sewer Revenue	10/01/13	0.500 - 0.500	34,644,714	26,690,431	0.00	09/36	DEP	BRM
Martinsburg 13-A Water & Sewer Reserve	10/01/13				1,822,989.37			
Martinsburg 13-B Water & Sewer Revenue	10/01/13	0.000 - 0.000	18,863,102		0.00	09/36	UNB	BRM
Mason 01-A Water & Sewer Revenue	05/10/01	0.000 - 0.000	650,000	205,306	6,205.99	12/21	BPH	S&J

ACCOUNT NAME	ISSUE DATE	INTEREST RATE	ORIGINAL ISSUE	OUTSTANDING 6/30/2016	ACCT BALANCE 6/30/2016	LAST DEBT	PAYING AGENT	BOND COUNSEL
Mason 01-A Water & Sewer Reserve	05/10/01				39,569.47			
Mason 07-A Water & Sewer Revenue	06/14/07	0.000 - 0.000	1,719,000	1,384,110	3,736.09	06/47	UNB	S&J
Mason 07-A Water & Sewer Reserve	06/14/07				46,939.65			
Mason 09-A Water & Sewer Revenue	09/02/09	0.000 - 0.000	107,900	87,218	585.11	09/40	DEP	S&J
Mason 09-A Water & Sewer Reserve	09/02/09				3,610.56			
Mason 16-A Water & Sewer Revenue	06/03/16	0.500 - 0.500	2,291,493	340,283	0.00	09/47	BPH	S&J
Mason 16-A Water & Sewer Reserve	06/03/16				82,304.00			
Mason 96-A Water & Sewer Revenue	12/17/96	2.000 - 2.000	130,000	9,732	1,629.71	09/17	DEP	S&J
Mason 96-A Water & Sewer Reserve	12/17/96				7,915.91			
Mason 98-A Water & Sewer Revenue	06/04/98	0.000 - 0.000	1,602,000	893,423	8,856.95	03/38	UNB	S&J
Mason 98-A Water & Sewer Reserve	06/04/98				41,493.24			
Mason County PSD 08-A Sewer Revenue	10/28/08	0.000 - 0.000	500,000	413,445	1,080.97	09/48	UNB	JK
Mason County PSD 08-A Sewer Reserve	10/28/08				8,784.99			
Mason County PSD 12-A Sewer Revenue	11/01/12	0.000 - 0.000	4,600,000	4,388,152	11,115.70	09/52	DEP	JK
Mason County PSD 12-A Sewer Reserve	11/01/12				22,218.73			
Mason County PSD 00-A Water Revenue	06/28/00	2.000 - 2.000	960,000	263,806	10,529.72	03/21	BPH	JK
Mason County PSD 00-A Water Reserve	06/28/00				58,421.11			
Mason County PSD 01-A Water Reserve	03/16/01				20,686.81			
Mason County PSD 04-A Water Revenue	06/08/04	2.000 - 2.000	602,000	293,079	6,602.91	03/25	BPH	JK
Mason County PSD 04-A Water Reserve	06/08/04				36,633.95			
Mason County PSD 05-A Water Reserve	06/24/05				157,153.67			
Mason County PSD 05-B Water Reserve	06/24/05				11,594.22			
Mason County PSD 10-A Water Reserve	05/24/10				69,049.77			
Mason County PSD 10-B Water Reserve	06/04/10				114,630.20			
Mason County PSD 97-B Water Revenue	09/25/97	3.000 - 3.000	818,000	556,860	5,889.11	09/37	UNB	JK
Mason County PSD 97-B Water Reserve	09/25/97				35,573.35			
Masontown 01-A Sewer Reserve	08/22/01				33,571.52			

ACCOUNT NAME	ISSUE DATE	INTEREST RATE	ORIGINAL ISSUE	OUTSTANDING 6/30/2016	ACCT BALANCE 6/30/2016	LAST DEBT	PAYING AGENT	BOND COUNSEL
Masontown 01-B Sewer Revenue	08/22/01	0.000 - 0.000	1,500,000	986,812	12,537.49	06/41	UNB	S&J
Masontown 01-B Sewer Reserve	08/22/01				39,537.05			
Masontown 07-A Sewer Reserve	04/20/07				10,043.71			
Masontown 15-A Sewer Revenue	03/05/15	0.000 - 0.000	4,090,000	3,817,726	0.00	03/55	UNB	S&J
Masontown 15-A Sewer Reserve	03/05/15				0.00			
Masontown 15-B Sewer Revenue	03/05/15	1.000 - 1.000	4,090,000	2,245,772	0.00	03/55	UNB	S&J
Masontown 15-B Sewer Reserve	03/05/15				0.00			
Masontown 15-C Sewer Reserve	03/05/15				0.00			
Masontown 07-A Water Revenue	03/12/07	0.500 - 0.500	815,500	659,824	1,942.11	03/47	UNB	S&J
Masontown 07-A Water Reserve	03/12/07				23,169.79			
Masontown 07-B Water Revenue	03/12/07	0.000 - 0.000	635,500	466,028	2,045.92	06/38	BPH	S&J
Masontown 07-B Water Reserve	03/12/07				21,189.44			
Masontown 11-A Water Revenue	12/22/11	0.000 - 0.000	760,987	673,617	1,657.64	12/51	UNB	S&J
Masontown 11-A Water Reserve	12/22/11				19,808.97			
McDowell County PSD 01-A Water Reserve	02/23/01				8,016.61			
McDowell County PSD 06-A Water Reserve	07/27/06				12,437.10			
McDowell County PSD 06-B Water Refunding Revenue	07/27/06	0.000 - 0.000	300,000	233,760	650.86	06/46	UNB	S&J
McDowell County PSD 06-B Water Refunding Reserve	07/27/06				7,801.31			
McDowell County PSD 07-A Water Reserve	09/19/07				9,531.15			
McDowell County PSD 08-A Water Reserve	11/10/08				9,346.83			
McDowell County PSD 09-A Water Reserve	08/13/09				4,677.81			
McDowell County PSD 11-A Water Reserve	03/24/11				3,704.60			
McDowell County PSD 11-B Water Reserve	06/23/11				7,867.27			
McDowell County PSD 11-C Water Reserve	11/17/11				3,429.04			
McDowell County PSD 15-A Water Reserve	03/09/15				0.00			
McDowell County PSD 93 Water Reserve	06/23/93				48,287.04			
McDowell County PSD 95 Water Reserve	09/26/95				27,587.20			

ACCOUNT NAME	ISSUE DATE	INTEREST RATE	ORIGINAL ISSUE	OUTSTANDING 6/30/2016	ACCT BALANCE 6/30/2016	LAST DEBT	PAYING AGENT	BOND COUNSEL
McDowell County PSD 97-A Water Reserve	10/15/97				30,351.90			
McDowell County PSD 99-A Water Reserve	06/21/99				15,891.11			
McDowell County PSD 99-B Water Reserve	08/11/99				38,196.75			
McDowell County PSD 99-C Water Reserve	08/11/99				6,899.75			
McMechen 86 Sewer Revenue	10/20/86	9.750 - 9.750	731,000	479,909	49,698.96	10/26	BNY	S&J
McMechen 86 Sewer Reserve	10/20/86				73,146.05			
Meadow Creek PSD 16-A Sewer Revenue	01/12/16	2.000 - 2.000	619,888	66,539	0.00	09/47	UNB	JK
Meadow Creek PSD 16-A Sewer Reserve	01/12/16				0.00			
Middlebourne 99-B Sewer Revenue	08/27/99	2.000 - 2.000	375,000	92,657	6,216.65	09/20	DEP	G&G
Middlebourne 99-B Sewer Reserve	08/27/99				22,827.61			
Midland PSD 86-B Sewer Revenue	09/29/86	8.380 - 8.380	263,096	161,538	14,373.54	10/26	BNY	S&J
Midland PSD 86-B Sewer Reserve	09/29/86				23,104.78			
Midland PSD 86-C Sewer Revenue	09/29/86	0.000 - 0.000	260,975	73,608	6,207.69	10/26	BNY	S&J
Midland PSD 86-C Sewer Reserve	09/29/86				6,774.57			
Mill Creek 15-A Water Revenue	11/10/15	1.000 - 1.000	3,750,000	900,333	0.00	09/55	UNB	S&J
Mill Creek 15-A Water Reserve	11/10/15				0.00			
Milton 04-A Sewer Refunding Revenue	12/29/04	0.000 - 0.000	6,351,371	4,732,394	31,611.80	12/44	DEP	JK
Milton 04-A Sewer Refunding Reserve	12/29/04				166,085.20			
Milton 04-B Sewer Refunding Revenue	12/29/04	0.000 - 0.000	1,571,903	1,171,222	7,164.32	12/44	UNB	JK
Milton 04-B Sewer Refunding Reserve	12/29/04				41,229.01			
Milton 07-A Water Refunding Reserve	06/08/07				68,643.12			
Milton 08-A Water Revenue	07/30/08	0.000 - 0.000	2,893,000	2,271,755	6,282.38	06/48	UNB	S&J
Milton 08-A Water Reserve	07/30/08				75,281.19			
Milton 16-A Water Revenue	05/26/16	2.560 - 2.560	2,000,000	2,000,000	0.00	06/34	OVB:BH	S&J
Milton 16-A Water Reserve	05/26/16				279,932.95			
Mineral Wells PSD 03-A Sewer Revenue	10/30/03	2.000 - 2.000	415,000	196,742	5,027.52	12/24	DEP	BRM
Mineral Wells PSD 03-A Sewer Reserve	10/30/03				25,262.74			

ACCOUNT NAME	ISSUE DATE	INTEREST RATE	ORIGINAL ISSUE	OUTSTANDING 6/30/2016	ACCT BALANCE 6/30/2016	LAST DEBT	PAYING AGENT	BOND COUNSEL
Mineral Wells PSD 10 Sewer Refunding Revenue	01/07/10	4.700 - 4.700	1,041,700	711,972	15,831.30	10/25	BBT:BH	BRM
Mineral Wells PSD 10 Sewer Refunding Reserve	01/07/10				94,512.50			
Mineral Wells PSD 12-A Sewer Reserve	04/13/12				49,744.59			
Mineral Wells PSD 13-A Sewer Reserve	07/17/13				8,091.28			
Mineral Wells PSD 85-B Sewer Revenue	12/02/85	0.000 - 0.000	589,625	155,164	16,315.75	10/25	BNY	BRD
Mineral Wells PSD 85-B Sewer Reserve	12/02/85				15,621.68			
Mineral Wells PSD 04-A Water Revenue	06/17/04	0.000 - 0.000	3,750,000	2,727,273	24,327.31	06/44	UNB	BRM
Mineral Wells PSD 04-A Water Reserve	06/17/04				99,242.82			
Mineral Wells PSD 04-B Water Reserve	06/17/04				22,546.72			
Mineral Wells PSD 09-A Water Reserve	10/22/09				16,991.67			
Mineral Wells PSD 13 Water Reserve	06/21/13				1,076.89			
Mingo County PSD 05-A Sewer Revenue	11/09/05	0.000 - 0.000	2,552,180	1,938,994	10,880.13	09/45	UNB	S&J
Mingo County PSD 05-A Sewer Reserve	11/09/05				62,004.62			
Mingo County PSD 00-A Water Reserve	08/28/00				67,166.48			
Mingo County PSD 00-B Water Reserve	08/28/00				61,060.43			
Mingo County PSD 00-C Water Revenue	08/28/00	5.800 - 5.800	2,853,436	2,397,393	154,645.18	10/39	BNY	S&J
Mingo County PSD 00-C Water Reserve	08/28/00				187,668.92			
Mingo County PSD 00-D Water Revenue	08/28/00	5.800 - 5.800	715,000	600,728	38,886.77	10/39	BBT	S&J
Mingo County PSD 00-D Water Reserve	08/28/00				47,025.34			
Mingo County PSD 00-E Water Revenue	08/28/00	0.000 - 0.000	8,916,818	5,668,958	84,835.72	06/40	UNB	S&J
Mingo County PSD 00-E Water Reserve	08/28/00				241,540.19			
Mingo County PSD 01-A Water Revenue	03/09/01	0.000 - 0.000	837,540	526,138	7,977.73	12/40	UNB	S&J
Mingo County PSD 01-A Water Reserve	03/09/01				22,564.90			
Mingo County PSD 10-A Water Reserve	01/12/10				26,157.89			
Mingo County PSD 11-A Water Reserve	02/10/11				27,693.29			
Mingo County PSD 11-B Water Reserve	02/10/11				3,096.17			
Mingo County PSD 12-A Water Reserve	01/17/12				13,554.60			

ACCOUNT NAME	ISSUE DATE	INTEREST RATE	ORIGINAL ISSUE	OUTSTANDING 6/30/2016	ACCT BALANCE 6/30/2016	LAST DEBT	PAYING AGENT	BOND COUNSEL
Mingo County PSD 12-B Water Reserve	06/18/12				5,991.27			
Mingo County PSD 15-A Water Reserve	03/26/15				0.00			
Monongah 98-A Sewer Revenue	10/29/98	0.000 - 0.000	1,982,400	1,145,673	10,009.44	09/38	UNB	S&J
Monongah 98-A Sewer Reserve	10/29/98				52,598.88			
Monongah 10-A Water Reserve	04/15/10				86,057.73			
Monongah 10-B Water Reserve	04/15/10				4,290.08			
Monongalia County Schools 12 Ref GO	07/10/12	1.750 - 5.000	42,615,000	36,555,000	0.00	05/33	DTC	BRM
Monongalia County Schools 12 Ref GO Sur	07/10/12				3,665,480.14			
Montgomery 09 Sewer Reserve	09/10/09				8,099.88			
Montgomery 87-A Sewer Revenue	10/27/87	8.380 - 8.380	1,164,146	717,493	63,416.04	10/26	BNY	H&P
Montgomery 87-A Sewer Reserve	10/27/87				102,513.72			
Montgomery 87-B Sewer Revenue	10/27/87	0.000 - 0.000	285,539	82,656	21,336.93	10/26	BNY	H&P
Montgomery 87-B Sewer Reserve	10/27/87				9,232.08			
Montgomery 93-A Sewer Revenue	01/19/93	7.750 - 7.750	648,387	477,990	29,974.64	10/31	BNY	H&P
Montgomery 93-A Sewer Reserve	01/19/93				53,219.33			
Montgomery 93-B Sewer Revenue	01/19/93	0.000 - 0.000	21,613	8,867	731.56	10/31	BNY	H&P
Montgomery 93-B Sewer Reserve	01/19/93				681.60			
Montgomery 96-A Sewer Revenue	05/02/96	2.000 - 2.000	175,000	2,620	2,882.42	09/16	DEP	H&P
Montgomery 96-A Sewer Reserve	05/02/96				10,563.90			
Monumental (Downs) PSD 06-A Water Reserve	07/01/06				37,514.65			
Moorefield 09-A Sewer Revenue	03/03/09	0.000 - 0.000	511,051	407,128	2,573.68	12/42	UNB	JK
Moorefield 09-A Sewer Reserve	03/03/09				15,445.07			
Moorefield 87-A Sewer Revenue	11/20/87	8.380 - 8.380	156,720	96,589	6,434.71	10/26	BNY	JK
Moorefield 87-A Sewer Reserve	11/20/87				13,802.15			
Moorefield 87-B Sewer Revenue	11/20/87	0.000 - 0.000	38,440	11,127	4,103.42	10/26	BNY	JK
Moorefield 87-B Sewer Reserve	11/20/87				2,270.24			
Moorefield 99-A Sewer Revenue	03/17/99	0.000 - 0.000	1,400,000	297,500	12,859.91	09/20	DEP	S&J

ACCOUNT NAME	ISSUE DATE	INTEREST RATE	ORIGINAL ISSUE	OUTSTANDING 6/30/2016	ACCT BALANCE 6/30/2016	LAST DEBT	PAYING AGENT	BOND COUNSEL
Moorefield 99-A Sewer Reserve	03/17/99				71,022.92			
Moorefield 07-A Water Revenue	03/01/07	4.100 - 5.000	3,155,000	2,770,000	64,902.40	03/42	DTC	S&J
Moorefield 07-A Water Reserve	03/01/07				194,520.52			
Moorefield 87-A Water Revenue	11/20/87	8.380 - 8.380	443,275	273,204	18,108.86	10/26	BNY	JK
Moorefield 87-A Water Reserve	11/20/87				39,014.24			
Moorefield 87-B Water Revenue	11/20/87	0.000 - 0.000	108,725	31,473	4,933.95	10/26	BNY	JK
Moorefield 87-B Water Reserve	11/20/87				2,879.17			
Moorefield 92-A Water Revenue	05/28/92	7.750 - 7.750	1,451,613	1,070,126	48,425.30	10/31	BNY	S&J
Moorefield 92-A Water Reserve	05/28/92				119,080.85			
Moorefield 92-B Water Revenue	05/28/92	0.000 - 0.000	48,387	19,851	1,642.72	10/31	BNY	S&J
Moorefield 92-B Water Reserve	05/28/92				1,248.44			
Moorefield/Hardy County 12-A Sewer Revenue	03/26/12	0.000 - 0.000	16,500,000	15,625,824	40,017.25	03/52	DEP	S&J
Moorefield/Hardy County 12-A Sewer Reserve	03/26/12				91,169.46			
Morgantown 12 Parking Refunding Revenue	12/20/12	2.500 - 2.500	3,534,000	2,249,574	39,338.07	12/21	UB:BH	S&J
Morgantown 00-A Water & Sewer Revenue	02/29/00	0.000 - 0.000	7,842,000	3,152,955	28,927.10	03/26	DEP	S&J
Morgantown 00-A Water & Sewer Reserve	02/29/00				0.00			
Morgantown 00-B Water & Sewer Revenue	02/29/00	0.000 - 0.000	2,488,000	1,538,598	5,987.56	12/39	UNB	S&J
Morgantown 00-B Water & Sewer Reserve	02/29/00				0.00			
Morgantown 06-A Water & Sewer Revenue	06/30/06	2.000 - 2.000	6,410,191	4,147,999	37,350.29	06/28	DEP	S&J
Morgantown 06-A Water & Sewer Reserve	06/30/06				0.00			
Morgantown 07-A Water & Sewer Revenue	08/14/07	2.000 - 2.000	8,500,000	6,069,570	48,497.14	06/29	DEP	S&J
Morgantown 07-A Water & Sewer Reserve	08/14/07				0.00			
Morgantown 10-A Water & Sewer Revenue	01/28/10	5.000 - 6.375	37,950,000	37,950,000	196,404.73	12/40	DTC	S&J
Morgantown 10-A Water & Sewer Reserve	01/28/10				0.00			
Morgantown 10-C Water & Sewer Revenue	01/28/10	2.000 - 2.000	15,380,227	12,943,588	176,140.77	09/32	DEP	S&J
Morgantown 10-C Water & Sewer Reserve	01/28/10				935,766.84			
Morgantown 10-D Water & Sewer Revenue	01/28/10	2.000 - 2.000	9,317,286	7,841,178	113,163.05	09/32	BPH	S&J

ACCOUNT NAME	ISSUE DATE	INTEREST RATE	ORIGINAL ISSUE	OUTSTANDING 6/30/2016	ACCT BALANCE 6/30/2016	LAST DEBT	PAYING AGENT	BOND COUNSEL
Morgantown 10-D Water & Sewer Reserve	01/28/10				667,635.86			
Morgantown 10-E Water & Sewer Revenue	01/28/10	2.000 - 2.000	100,000	84,157	1,022.31	09/32	BPH	S&J
Morgantown 10-E Water & Sewer Reserve	01/28/10				6,098.54			
Morgantown 10-F Water & Sewer Revenue	01/28/10	1.500 - 3.200	7,250,000	3,250,000	626,417.24	12/18	DTC	S&J
Morgantown 10-F Water & Sewer Reserve	01/28/10				0.00			
Morgantown 12-A Water & Sewer Revenue	08/24/12	0.500 - 0.500	570,000	530,150	1,834.19	03/44	BPH	S&J
Morgantown 12-A Water & Sewer Reserve	08/24/12				4,783.16			
Morgantown 12-C Water & Sewer Revenue	10/05/12	1.500 - 4.000	2,330,000	2,050,000	89,224.27	10/32	DTC	S&J
Morgantown 12-C Water & Sewer Reserve	10/05/12				166,210.41			
Morgantown 13-A (Canyon PSD) Water & Sewer Revenue	08/22/13	0.000 - 0.000	4,605,260	4,210,520	29,839.19	06/48	UNB	S&J
Morgantown 13-A (Canyon PSD) Water & Sewer Reserve	08/22/13				132,238.70			
Morgantown 14-B Water & Sewer Revenue	07/23/14	3.160 - 3.160	505,421	471,534	2,849.11	08/34	JPMC:BH	S&J
Morgantown 14-B Water & Sewer Reserve	07/23/14				6,552.87			
Morgantown 15-A Water & Sewer Revenue	03/31/15	7.750 - 7.750	137,568	101,414	5,583.40	10/31	BNY	BRM
Morgantown 15-A Water & Sewer Reserve	03/31/15				11,311.03			
Morgantown 15-B Water & Sewer Revenue	03/31/15	0.000 - 0.000	4,586	1,881	123.21	10/31	BNY	BRM
Morgantown 15-B Water & Sewer Reserve	03/31/15				138.96			
Morgantown 15-C Water & Sewer Revenue	03/31/15	0.000 - 0.000	8,111,813	5,817,003	20,687.75	09/43	DEP	G&G
Morgantown 15-C Water & Sewer Reserve	03/31/15				213,838.98			
Morgantown 15-D Water & Sewer Revenue	03/31/15	0.000 - 0.000	1,688,394	1,478,710	3,903.79	12/49	DEP	S&J
Morgantown 15-D Water & Sewer Reserve	03/31/15				21,375.92			
Morgantown 15-E Water & Sewer Revenue	06/11/15	0.000 - 0.000	662,300	658,081	1,552.77	06/55	DEP	S&J
Morgantown 15-E Water & Sewer Reserve	06/11/15				562.71			
Moundsville 11-A Sewer Revenue	06/09/11	2.000 - 2.000	3,678,601	3,176,060	27,224.43	03/33	DEP	S&J
Moundsville 11-A Sewer Reserve	06/09/11				74,646.52			
Moundsville 87-A Sewer Revenue	11/18/87	8.380 - 8.380	1,846,978	1,138,344	86,954.68	10/26	BNY	S&J
Moundsville 87-A Sewer Reserve	11/18/87				162,551.82			

ACCOUNT NAME	ISSUE DATE	INTEREST RATE	ORIGINAL ISSUE	OUTSTANDING 6/30/2016	ACCT BALANCE 6/30/2016	LAST DEBT	PAYING AGENT	BOND COUNSEL
Moundsville 87-B Sewer Revenue	11/18/87	0.000 - 0.000	453,022	131,138	11,514.84	10/26	BNY	S&J
Moundsville 87-B Sewer Reserve	11/18/87				11,947.56			
Moundsville 05-A Water Reserve	12/21/05				221,829.69			
Moundsville 05-B Water Revenue	12/21/05	5.200 - 5.200	9,745,000	8,190,237	288,783.96	10/35	BNY	S&J
Moundsville 05-B Water Reserve	12/21/05				569,027.22			
Mountain Top PSD 09-A Water Refunding Revenue	01/23/09	3.860 - 3.860	270,000	16,484	3,336.38	11/16	BBT:BH	S&J
Mountain Top PSD 09-A Water Refunding Reserve	01/23/09				39,978.61			
Mountain Top PSD 09-B Water Revenue	01/23/09	0.000 - 0.000	2,673,000	2,273,768	5,794.43	03/49	UNB	S&J
Mountain Top PSD 09-B Water Reserve	01/23/09				40,621.57			
Mt Hope 02-A Water & Sewer Refunding Revenue	12/01/02	4.000 - 5.700	1,285,000	285,000	40,194.02	03/31	DTC	JK
Mt Hope 02-A Water & Sewer Reserve	12/01/02				120,396.49			
Mt Hope 07-A Water & Sewer Revenue	11/28/07	0.000 - 0.000	646,600	490,319	7,245.44	03/39	DEP	JK
Mt Hope 07-A Water & Sewer Reserve	11/28/07				17,302.74			
Mt Hope 99-A Water & Sewer Revenue	05/20/99	0.000 - 0.000	1,490,000	316,625	6,857.57	09/20	DEP	JK
Mt Hope 99-A Water & Sewer Reserve	05/20/99				74,628.76			
Mt Zion PSD 95-A Sewer Reserve	06/21/95				401.24			
Mt Zion PSD 95-B Sewer Reserve	06/21/95				62.96			
Mt Zion PSD 10-A Water Reserve	04/26/10				428.82			
Mt Zion PSD 10-B Water Reserve	04/26/10				900.77			
Mt Zion PSD 84 Water Reserve	02/02/84				2,793.46			
Mt Zion PSD 98 Water Reserve	05/20/98				331.96			
Mullens 98-B Sewer Revenue	12/17/98	0.000 - 0.000	2,586,300	2,129,892	25,777.20	06/30	UNB	JK
Mullens 98-B Sewer Reserve	12/17/98				48,197.25			
Nettie Leivasy PSD 00 Water Revenue	08/29/00	5.800 - 5.800	386,000	321,962	10,807.12	10/39	BNY	S&J
Nettie Leivasy PSD 00 Water Reserve	08/29/00				25,225.38			
Nettie Leivasy PSD 11-A Water Revenue	03/02/11	0.000 - 0.000	2,000,000	1,794,762	4,345.40	03/51	UNB	S&J
Nettie Leivasy PSD 11-A Water Reserve	03/02/11				19,943.96			

ACCOUNT NAME	ISSUE DATE	INTEREST RATE	ORIGINAL ISSUE	OUTSTANDING 6/30/2016	ACCT BALANCE 6/30/2016	LAST DEBT	PAYING AGENT	BOND COUNSEL
Nettie Leivasy PSD 11-B Water Revenue	03/02/11	0.000 - 0.000	3,073,000	2,688,865	9,863.09	09/42	BPH	S&J
Nettie Leivasy PSD 11-B Water Reserve	03/02/11				39,326.80			
Nettie Leivasy PSD 11-C Water Revenue	09/29/11	0.000 - 0.000	1,000,000	921,568	2,186.43	09/51	UNB	S&J
Nettie Leivasy PSD 11-C Water Reserve	09/29/11				26,198.46			
New Creek PSD 87-A Sewer Revenue	08/17/87	8.380 - 8.380	200,757	123,732	9,501.13	10/26	BNY	S&J
New Creek PSD 87-A Sewer Reserve	08/17/87				17,678.54			
New Creek PSD 87-B Sewer Revenue	08/17/87	0.000 - 0.000	49,243	14,255	2,973.59	10/26	BNY	S&J
New Creek PSD 87-B Sewer Reserve	08/17/87				2,226.65			
New Creek Water 04-B Water Revenue	11/18/04	0.000 - 0.000	1,095,000	808,725	4,910.90	09/44	UNB	S&J
New Creek Water 04-B Water Reserve	11/18/04				29,564.85			
New Creek Water 04-C Water Revenue	11/18/04	3.000 - 3.000	286,000	164,212	3,271.78	06/26	UNB	S&J
New Creek Water 04-C Water Reserve	11/18/04				19,692.54			
New Cumberland 04-A Water & Sewer Revenue	06/18/04	0.000 - 0.000	238,600	170,211	1,126.90	06/44	UNB	S&J
New Cumberland 04-A Water & Sewer Reserve	06/18/04				6,099.18			
New Cumberland 09-A Water & Sewer Revenue	12/15/09	5.000 - 5.000	764,000	610,489	36,642.05	10/29	BBT	S&J
New Cumberland 09-A Water & Sewer Reserve	12/15/09				40,187.90			
New Cumberland 94-A Water & Sewer Revenue	10/27/94	6.750 - 6.750	647,121	488,226	26,153.48	10/33	BNY	S&J
New Cumberland 94-A Water & Sewer Reserve	10/27/94				47,750.40			
New Haven 10-A Sewer Refunding Revenue	11/09/10	3.690 - 3.690	370,000	137,446	4,271.26	04/19	BBT:BH	S&J
New Haven 10-A Sewer Refunding Reserve	11/09/10				19,759.49			
New Haven 10-B Sewer Refunding Revenue	12/16/10	0.000 - 0.000	3,277,500	2,813,179	9,828.18	03/42	DEP	S&J
New Haven 10-B Sewer Refunding Reserve	12/16/10				48,207.38			
New Haven 82-B Sewer Sub Revenue	10/27/82	0.000 - 0.000	89,500	9,676	2,451.34	10/19	BNY	JK
New Haven 03-A & B Water Reserve	09/05/03				33,815.66			
New Haven 15-A Water Revenue	08/27/15	0.500 - 0.500	337,415	287,678	1,145.59	03/46	BPH	S&J
New Haven 15-A Water Reserve	08/27/15				404.10			
New Haven PSD 00-A Water Revenue	03/02/00	0.000 - 0.000	1,241,000	610,138	4,264.93	03/31	BPH	S&J

ACCOUNT NAME	ISSUE DATE	INTEREST RATE	ORIGINAL ISSUE	OUTSTANDING 6/30/2016	ACCT BALANCE 6/30/2016	LAST DEBT	PAYING AGENT	BOND COUNSEL
New Haven PSD 00-A Water Reserve	03/02/00				0.00			
New Haven PSD 00-B Water Revenue	03/02/00	0.000 - 0.000	9,004,675	5,483,590	20,319.72	03/40	UNB	S&J
New Haven PSD 00-B Water Reserve	03/02/00				0.00			
New Haven PSD 00-C Water Revenue	09/21/00	4.500 - 5.875	1,605,000	1,325,000	21,894.14	06/40	BNY	S&J
New Haven PSD 00-C Water Reserve	09/21/00				0.00			
New Haven PSD 00-D Water Revenue	09/21/00	0.000 - 0.000	767,354	383,654	2,612.65	06/31	BPH	S&J
New Haven PSD 00-D Water Reserve	09/21/00				0.00			
New Haven PSD 01-A Water Revenue	03/29/01	0.000 - 0.000	995,325	631,620	2,251.87	03/41	UNB	S&J
New Haven PSD 01-A Water Reserve	03/29/01				0.00			
New Haven PSD 01-B Water Revenue	03/29/01	0.000 - 0.000	732,646	384,615	2,471.58	03/32	BPH	S&J
New Haven PSD 01-B Water Reserve	03/29/01				0.00			
New Haven PSD 07-A Water Reserve	10/23/07				0.00			
New Haven PSD 07-B Water Reserve	10/23/07				0.00			
New Haven PSD 09-A Water Revenue	01/16/09	0.000 - 0.000	802,000	664,057	1,707.86	12/48	UNB	S&J
New Haven PSD 09-A Water Reserve	01/16/09				0.00			
New Haven PSD 09-B Water Revenue	08/12/09	0.000 - 0.000	651,806	554,654	1,669.81	12/47	UNB	S&J
New Haven PSD 09-B Water Reserve	08/12/09				0.00			
New Martinsville 97-A Water & Sewer Revenue	03/13/97	0.000 - 0.000	385,000	52,938	11,442.75	03/19	DEP	JK
New Martinsville 97-A Water & Sewer Reserve	03/13/97				24,903.50			
New Martinsville 97-B Water & Sewer Revenue	03/13/97	0.000 - 0.000	6,720,000	3,669,473	72,419.01	03/37	UNB	JK
New Martinsville 97-B Water & Sewer Reserve	03/13/97				227,528.29			
New Martinsville 97-C Water & Sewer Revenue	03/13/97	1.000 - 1.000	420,000	420,000	0.00	03/37	UNB	JK
New Martinsville 97-C Water & Sewer Reserve	03/13/97				0.00			
Newburg 02 Sewer Reserve	05/03/02				6,070.53			
Newburg 08-A Water Revenue	08/05/08	0.000 - 0.000	522,000	436,700	1,137.42	06/48	UNB	S&J
Newburg 08-A Water Reserve	08/05/08				8,650.20			
Newburg 10-A Water Reserve	07/19/10				7,365.43			

ACCOUNT NAME	ISSUE DATE	INTEREST RATE	ORIGINAL ISSUE	OUTSTANDING 6/30/2016	ACCT BALANCE 6/30/2016	LAST DEBT	PAYING AGENT	BOND COUNSEL
Nitro 00-A Sewer Revenue	06/28/00	0.000 - 0.000	2,050,000	1,042,063	6,201.12	09/31	DEP	VLF
Nitro 00-A Sewer Reserve	06/28/00				68,450.30			
Nitro 01-A Sewer Revenue	06/05/01	0.000 - 0.000	543,800	280,944	1,769.23	12/31	DEP	VLF
Nitro 01-A Sewer Reserve	06/05/01				18,159.51			
Nitro 09-A Sewer Revenue	11/12/09	0.000 - 0.000	1,910,778	1,433,078	8,797.86	06/31	DEP	VLF
Nitro 09-A Sewer Reserve	11/12/09				48,660.45			
Nitro 15-A Sewer Revenue	12/03/15	0.500 - 0.500	679,519	679,519	0.00	12/39	DEP	JK
Nitro 15-A Sewer Reserve	12/03/15				0.00			
Nitro 15 Sewer BAN	12/03/15	1.250 - 2.250	6,735,000	6,735,000	70,389.88	01/19	DTC	JK
Nitro 96-A Sewer Revenue	12/10/96	2.000 - 2.000	4,575,502	543,962	35,450.61	06/18	DEP	V&W
Nitro 96-A Sewer Reserve	12/10/96				278,382.90			
North Beckley PSD 03-A Sewer Revenue	09/29/03	0.000 - 0.000	5,307,741	3,361,556	37,037.94	06/35	DEP	BRM
North Beckley PSD 03-A Sewer Reserve	09/29/03				177,941.82			
North Beckley PSD 09-A Sewer Revenue	10/29/09	0.000 - 0.000	4,544,324	3,749,054	27,384.62	03/41	DEP	S&J
North Beckley PSD 09-A Sewer Reserve	10/29/09				152,310.38			
North Beckley PSD 15-A Sewer Revenue	05/07/15	1.640 - 1.640	210,000	135,318	5,988.50	05/18	BBT:BH	STB
North Beckley PSD 15-B Sewer Revenue	06/18/15	1.000 - 1.000	2,354,862	1,536,606	0.00	06/55	UNB	STMB
North Beckley PSD 15-B Sewer Reserve	06/18/15				0.00			
North Beckley PSD 99 Sewer Revenue	01/28/99	0.000 - 0.000	8,090,898	1,618,176	59,194.69	06/20	DEP	BRM
North Beckley PSD 99 Sewer Reserve	01/28/99				406,861.77			
North Hills 04 Sewer Reserve	02/19/04				70,365.93			
Northern Jackson County PSD 10-A Sewer Revenue	09/01/10	1.000 - 1.000	550,000	501,815	1,446.99	09/50	UNB	G&G
Northern Jackson County PSD 10-A Sewer Reserve	09/01/10				7,083.90			
Northern Jackson County PSD 05-A Water Revenue	06/23/05	0.000 - 0.000	2,035,472	1,533,213	8,894.34	06/45	UNB	G&G
Northern Jackson County PSD 05-A Water Reserve	06/23/05				53,053.28			
Northern Jackson County PSD 05-B Water Reserve	06/23/05				50,317.10			
Northern Jackson County PSD 05-C Water Reserve	06/23/05				6,019.35			

ACCOUNT NAME	ISSUE DATE	INTEREST RATE	ORIGINAL ISSUE	OUTSTANDING 6/30/2016	ACCT BALANCE 6/30/2016	LAST DEBT	PAYING AGENT	BOND COUNSEL
Northern Jackson County PSD 12-A Water Revenue	07/24/12	0.000 - 0.000	1,910,000	1,797,644	4,186.86	06/52	UNB	G&G
Northern Jackson County PSD 12-A Water Reserve	07/24/12				11,666.07			
Northern Jackson County PSD 95 Water Reserve	12/15/95				6,897.24			
Northern Jackson County PSD 99 Water Reserve	06/24/99				34,846.75			
Northern Wayne County PSD 01-A Sewer Design Revenue	01/30/01	0.000 - 0.000	497,857	261,364	18,188.56	03/32	DEP	S&J
Northern Wayne County PSD 01-A Sewer Design Reserve	01/30/01				16,626.33			
Northern Wayne County PSD 05-A Sewer Revenue	10/04/05	0.000 - 0.000	4,536,000	3,099,600	119,257.42	12/36	DEP	S&J
Northern Wayne County PSD 05-A Sewer Reserve	10/04/05				151,443.72			
Northern Wayne County PSD 16-A Sewer Refunding Revenue	05/05/16	2.470 - 2.470	1,067,000	1,067,000	18,162.13	03/29	BBT:BH	S&J
Northern Wayne County PSD 16-A Sewer Refunding Reserve	05/05/16				97,832.88			
Northern Wayne County PSD 89-A Sewer Revenue	03/16/89	8.400 - 8.400	2,354,914	1,665,269	191,280.75	10/29	BNY	JK
Northern Wayne County PSD 89-A Sewer Reserve	03/16/89				206,886.25			
Northern Wayne County PSD 89-C Sewer Revenue	03/16/89	0.000 - 0.000	349,086	125,313	12,816.89	10/29	BNY	JK
Northern Wayne County PSD 89-C Sewer Reserve	03/16/89				8,966.45			
Norton-Harding-Jimtown PSD 06-A Sewer Revenue	10/12/06	0.000 - 0.000	333,000	259,934	720.16	09/46	UNB	S&J
Norton-Harding-Jimtown PSD 06-A Sewer Reserve	10/12/06				7,449.82			
Norton-Harding-Jimtown PSD 13-A Sewer Revenue	05/06/13	2.000 - 2.000	1,000,000	962,927	5,247.52	12/44	UNB	S&J
Norton-Harding-Jimtown PSD 13-A Sewer Reserve	05/06/13				44,493.40			
Norton-Harding-Jimtown PSD 04-A Water Revenue	11/30/04	4.900 - 4.900	117,237	39,568	8,356.37	10/19	BBT	S&J
Norton-Harding-Jimtown PSD 04-A Water Reserve	11/30/04				11,154.97			
Norton-Harding-Jimtown PSD 04-B Water Revenue	11/30/04	5.500 - 5.500	105,336	67,165	5,087.94	10/26	BBT	S&J
Norton-Harding-Jimtown PSD 04-B Water Reserve	11/30/04				8,316.64			
Norton-Harding-Jimtown PSD 04-C Water Revenue	11/30/04	6.000 - 6.000	798,427	725,878	22,807.53	10/44	BBT	S&J
Norton-Harding-Jimtown PSD 04-C Water Reserve	11/30/04				53,485.63			
Norton-Harding-Jimtown PSD 07-A Water Reserve	09/26/07				33,864.89			
Norton-Harding-Jimtown PSD 99-A Water Revenue	02/23/99	0.000 - 0.000	1,380,000	801,270	5,988.33	12/38	UNB	S&J
Norton-Harding-Jimtown PSD 99-A Water Reserve	02/23/99				35,679.14			

ACCOUNT NAME	ISSUE DATE	INTEREST RATE	ORIGINAL ISSUE	OUTSTANDING 6/30/2016	ACCT BALANCE 6/30/2016	LAST DEBT	PAYING AGENT	BOND COUNSEL
Nutter Fort 02 Sewer Revenue	06/04/02	0.000 - 0.000	1,053,812	516,362	4,895.26	09/28	DEP	S&J
Nutter Fort 02 Sewer Reserve	06/04/02				51,134.54			
Nutter Fort 03 Sewer Revenue	07/30/03	0.000 - 0.000	328,000	164,000	5,334.19	12/28	UNB	S&J
Nutter Fort 03 Sewer Reserve	07/30/03				15,633.14			
Nutter Fort 09-A Water Revenue	02/17/09	0.000 - 0.000	1,815,000	1,532,136	3,933.77	12/48	UNB	S&J
Nutter Fort 09-A Water Reserve	02/17/09				47,182.20			
Oak Hill 88-A Sewer Revenue	08/25/88	9.000 - 9.000	1,764,285	1,231,554	81,025.94	10/28	BNY	S&J
Oak Hill 88-A Sewer Reserve	08/25/88				164,649.19			
Oak Hill 88-B Sewer Revenue	08/25/88	0.000 - 0.000	441,071	147,011	13,939.50	10/28	BNY	S&J
Oak Hill 88-B Sewer Reserve	08/25/88				19,417.93			
Oak Hill 91-A Sewer Revenue	03/28/91	8.100 - 8.100	1,817,920	1,272,938	77,190.66	10/29	BNY	S&J
Oak Hill 91-A Sewer Reserve	03/28/91				155,440.00			
Oak Hill 91-B Sewer Revenue	03/28/91	0.000 - 0.000	82,080	30,240	2,235.17	10/29	BNY	S&J
Oak Hill 91-B Sewer Reserve	03/28/91				3,707.73			
Oak Hill 96-A Sewer Revenue	08/20/96	2.000 - 2.000	1,000,000	60,035	7,344.89	06/17	DEP	S&J
Oak Hill 96-A Sewer Reserve	08/20/96				60,898.67			
Oak Hill 03 Stormwater Revenue	08/20/03	3.910 - 3.910	1,035,000	193,094	8,519.89	08/18	BBT:BH	BRM
Oak Hill 03 Stormwater Reserve	08/20/03				93,618.93			
Oak Hill 07 Stormwater Revenue	06/20/07	4.280 - 4.280	1,050,000	501,796	8,827.04	06/22	BBT:BH	BRM
Oak Hill 07 Stormwater Reserve	06/20/07				86,506.92			
Oakland PSD 12-A Water Revenue	05/24/12	0.000 - 0.000	3,014,455	2,640,048	9,672.57	03/44	BPH	S&J
Oakland PSD 12-A Water Reserve	05/24/12				23,475.36			
Oakland PSD 95 Water Revenue	06/28/95	6.750 - 6.750	579,740	437,389	22,723.93	10/33	BNY	G&G
Oakland PSD 95 Water Reserve	06/28/95				42,770.13			
Oakvale Road PSD 02-A Water Revenue	06/04/02	0.000 - 0.000	558,620	363,103	1,195.46	06/42	UNB	S&J
Oakvale Road PSD 02-A Water Reserve	06/04/02				0.00			
Oakvale Road PSD 11-A Water Revenue	09/08/11	0.000 - 0.000	3,400,000	3,153,941	7,716.81	09/51	UNB	S&J

ACCOUNT NAME	ISSUE DATE	INTEREST RATE	ORIGINAL ISSUE	OUTSTANDING 6/30/2016	ACCT BALANCE 6/30/2016	LAST DEBT	PAYING AGENT	BOND COUNSEL
Oakvale Road PSD 11-A Water Reserve	09/08/11				0.00			
Oakvale Road PSD 96 Water Revenue	12/04/96	3.000 - 3.000	12,700,000	8,412,013	55,042.64	12/36	UNB	S&J
Oakvale Road PSD 96 Water Reserve	12/04/96				0.00			
Oakvale Road PSD 99-A Water Revenue	04/23/99	3.000 - 3.000	1,268,489	906,202	7,211.39	03/39	UNB	S&J
Oakvale Road PSD 99-A Water Reserve	04/23/99				0.00			
Oakvale Road PSD 99-B Water Revenue	11/04/99	3.000 - 3.000	731,511	527,048	7,474.09	09/39	UNB	S&J
Oakvale Road PSD 99-B Water Reserve	11/04/99				31,612.09			
Oceana 00-A Sewer Revenue	06/16/00	0.000 - 0.000	5,364,000	2,816,100	6,516.49	03/32	DEP	S&J
Oceana 00-A Sewer Reserve	06/16/00				156,993.50			
Oceana 00-B Sewer Revenue	06/21/00	0.000 - 0.000	7,273,500	4,563,744	6,327.84	06/40	UNB	S&J
Oceana 00-B Sewer Reserve	06/16/00				168,628.71			
Oceana 92-A Sewer Revenue	11/18/92	7.750 - 7.750	952,364	702,081	27,159.81	10/31	BNY	G&G
Oceana 92-A Sewer Reserve	11/18/92				69,263.33			
Oceana 92-B Sewer Revenue	11/18/92	0.000 - 0.000	31,746	13,024	543.09	10/31	BNY	G&G
Oceana 92-B Sewer Reserve	11/18/92				681.02			
Oceana 96 Water Refunding Revenue	09/20/96	6.250 - 6.250	2,172,800	1,687,913	78,242.85	10/35	BNY	G&G
Oceana 96 Water Refunding Reserve	09/20/96				150,532.16			
Ohio County Develop 11-A Water Revenue	02/28/11	3.000 - 3.000	1,600,000	1,384,312	33,399.90	12/32	UNB	JK
Ohio County Develop 11-A Water Reserve	02/28/11				39,171.59			
Ohio County PSD 13-A Sewer Revenue	05/16/13	2.000 - 2.000	1,605,000	1,471,756	13,366.24	06/34	DEP	S&J
Ohio County PSD 13-A Sewer Reserve	05/16/13				20,350.13			
Ohio County PSD 86-A Sewer Revenue	05/16/86	9.750 - 9.750	100,320	62,410	5,341.58	10/25	BNY	S&J
Ohio County PSD 86-A Sewer Reserve	05/16/86				10,073.49			
Ohio County PSD 86-B Sewer Revenue	05/16/86	0.000 - 0.000	49,961	12,811	3,096.87	10/25	BNY	S&J
Ohio County PSD 86-B Sewer Reserve	05/16/86				2,854.62			
Ohio County PSD 88-A Sewer Revenue	09/30/88	9.000 - 9.000	694,925	485,091	37,390.62	10/28	BNY	S&J
Ohio County PSD 88-A Sewer Reserve	09/30/88				64,888.49			

ACCOUNT NAME	ISSUE DATE	INTEREST RATE	ORIGINAL ISSUE	OUTSTANDING 6/30/2016	ACCT BALANCE 6/30/2016	LAST DEBT	PAYING AGENT	BOND COUNSEL
Ohio County PSD 88-B Sewer Revenue	09/30/88	0.000 - 0.000	173,731	57,901	9,366.24	10/28	BNY	S&J
Ohio County PSD 88-B Sewer Reserve	09/30/88				5,194.16			
Ohio County PSD 89-A Sewer Revenue	04/03/89	8.400 - 8.400	1,013,841	716,934	38,973.89	04/29	BNY	S&J
Ohio County PSD 89-A Sewer Reserve	04/03/89				89,118.18			
Ohio County PSD 89-B Sewer Revenue	04/03/89	0.000 - 0.000	150,288	53,950	5,448.18	04/29	BNY	S&J
Ohio County PSD 89-B Sewer Reserve	04/03/89				4,495.78			
Ohio County PSD 97-A Sewer Revenue	10/15/97	0.000 - 0.000	1,081,000	582,077	4,786.55	06/37	UNB	S&J
Ohio County PSD 97-A Sewer Reserve	10/15/97				35,719.36			
Ohio County PSD 02-A Water Revenue	05/30/02	3.000 - 3.000	528,000	194,425	6,595.22	06/22	UNB	S&J
Ohio County PSD 02-A Water Reserve	05/30/02				35,579.07			
Ohio County Schools 11 Ref GO	11/15/11	1.000 - 2.700	6,715,000	2,140,000	0.00	06/18	DTC	S&J
Ohio County Schools 11 Refunding Surplus Collect	11/15/11				459,174.93			
Ohio County Schools 93 GO Escrow	06/01/93	5.100 - 7.000	14,800,000	2,310,000	42,318.19	06/18	WESBK-WHEEL	G&G
Paden City 11-A Sewer Reserve	02/03/11				47,095.95			
Paden City 87-A Sewer Revenue	04/28/87	8.380 - 8.380	536,426	330,615	29,399.36	10/26	BNY	S&J
Paden City 87-A Sewer Reserve	04/28/87				47,254.84			
Paden City 87-B Sewer Revenue	04/28/87	0.000 - 0.000	131,574	38,088	5,165.05	10/26	BNY	S&J
Paden City 87-B Sewer Reserve	04/28/87				4,141.36			
Paden City 01-A Water Reserve	04/26/01				90,569.67			
Paden City 82 Water Reserve	12/02/82				21,318.28			
Page-Kincaid PSD 09-A Sewer Reserve	06/11/09				15,424.45			
Page-Kincaid PSD 09-B Sewer Revenue	06/11/09	0.000 - 0.000	470,000	402,856	1,017.62	06/49	UNB	S&J
Page-Kincaid PSD 09-B Sewer Reserve	06/11/09				6,009.14			
Page-Kincaid PSD 13-A Sewer Reserve	06/13/13				1,430.44			
Page-Kincaid PSD 88-A Sewer Revenue	07/01/88	9.000 - 9.000	112,000	78,181	5,735.15	10/28	BNY	S&J
Page-Kincaid PSD 88-A Sewer Reserve	07/01/88				10,447.52			
Page-Kincaid PSD 88-B Sewer Revenue	07/01/88	0.000 - 0.000	28,000	9,332	875.43	10/28	BNY	S&J

ACCOUNT NAME	ISSUE DATE	INTEREST RATE	ORIGINAL ISSUE	OUTSTANDING 6/30/2016	ACCT BALANCE 6/30/2016	LAST DEBT	PAYING AGENT	BOND COUNSEL
Page-Kincaid PSD 88-B Sewer Reserve	07/01/88				1,219.32			
Page-Kincaid PSD 15-A Water Revenue	01/29/15	0.500 - 0.500	600,000	383,502	2,198.02	03/46	BPH	S&J
Page-Kincaid PSD 15-A Water Reserve	01/29/15				718.56			
Page-Kincaid PSD 80 Water Reserve	10/14/80				56,085.86			
Page-Kincaid PSD 93 Water Reserve	04/22/93				5,672.70			
Page-Kincaid PSD 98 Water Reserve	11/13/98				14,277.86			
Parkersburg 03-A Water & Sewer Revenue	03/04/03	3.000 - 3.000	4,000,000	1,890,552	22,412.41	06/24	UNB	S&J
Parkersburg 03-A Water & Sewer Reserve	03/04/03				266,927.91			
Parkersburg 03-B Water & Sewer Revenue	03/04/03	5.000 - 5.000	3,250,000	1,657,514	151,176.83	10/23	BNY	S&J
Parkersburg 03-B Water & Sewer Reserve	03/04/03				256,681.92			
Parkersburg 03-D Water & Sewer Revenue	08/04/03	3.000 - 3.000	926,000	449,725	5,413.62	09/24	UNB	S&J
Parkersburg 03-D Water & Sewer Reserve	08/04/03				61,845.61			
Parkersburg 03-E Water & Sewer Revenue	08/04/03	2.000 - 2.000	4,326,705	2,051,203	24,068.81	12/24	DEP	S&J
Parkersburg 03-E Water & Sewer Reserve	08/04/03				263,245.81			
Parkersburg 06-D Water & Sewer Refunding Revenue	12/14/06	0.000 - 0.000	9,000,000	6,525,000	27,133.41	03/38	DEP	S&J
Parkersburg 06-D Water & Sewer Refunding Reserve	12/14/06				251,055.94			
Parkersburg 06-E Water & Sewer Revenue	12/14/06	0.000 - 0.000	4,175,342	3,045,733	13,156.33	06/37	DEP	S&J
Parkersburg 06-E Water & Sewer Reserve	12/14/06				146,547.48			
Parkersburg 11-A Water & Sewer Revenue	03/16/11	2.000 - 2.000	5,800,000	4,944,545	32,253.46	12/32	BPH	S&J
Parkersburg 11-A Water & Sewer Reserve	03/16/11				126,527.48			
Parkersburg 12-A Water & Sewer Revenue	05/23/12	0.000 - 0.000	5,731,700	4,943,592	25,331.67	09/33	DEP	S&J
Parkersburg 12-A Water & Sewer Reserve	05/23/12				81,309.26			
Parkersburg 14-A Water & Sewer Revenue	10/22/14	1.760 - 1.760	715,513	495,922	12,678.93	11/19	BBT:BH	S&J
Parkersburg 14-B Water & Sewer Revenue	08/27/14	1.000 - 1.000	12,676,820	10,717,947	0.00	03/37	UNB	S&J
Parkersburg 14-B Water & Sewer Reserve	08/27/14				0.00			
Parkersburg 15-A Water & Sewer Refunding Revenue	08/31/15	2.000 - 4.000	17,905,000	17,905,000	1,562,025.34	08/25	DTC	S&J
Parkersburg 15-A Water & Sewer Refunding Reserve	08/31/15				0.00			

ACCOUNT NAME	ISSUE DATE	INTEREST RATE	ORIGINAL ISSUE	OUTSTANDING 6/30/2016	ACCT BALANCE 6/30/2016	LAST DEBT	PAYING AGENT	BOND COUNSEL
Parkersburg 15-B Water & Sewer Refunding Revenue	08/31/15	2.000 - 3.000	5,800,000	5,800,000	1,003,805.32	08/20	DTC	S&J
Parkersburg 15-B Water & Sewer Refunding Reserve	08/31/15				0.00			
Parsons 06-A Water & Sewer Revenue	08/22/06	0.000 - 0.000	454,300	351,715	2,119.30	06/46	UNB	S&J
Parsons 06-A Water & Sewer Reserve	08/22/06				10,538.94			
Parsons 07-A Water & Sewer Revenue	04/24/07	0.000 - 0.000	1,109,250	679,404	8,940.69	09/28	UNB	S&J
Parsons 07-A Water & Sewer Reserve	04/24/07				44,042.92			
Parsons 10-A Water & Sewer Revenue	05/04/10	0.000 - 0.000	1,150,000	995,397	2,533.60	03/50	UNB	S&J
Parsons 10-A Water & Sewer Reserve	05/04/10				29,748.84			
Parsons 89-A Water & Sewer Revenue	11/22/89	8.400 - 8.400	269,103	190,295	11,655.59	10/29	BNY	S&J
Parsons 89-A Water & Sewer Reserve	11/22/89				23,678.58			
Parsons 89-B Water & Sewer Revenue	11/22/89	0.000 - 0.000	39,891	14,320	2,001.29	10/29	BNY	S&J
Parsons 89-B Water & Sewer Reserve	11/22/89				1,599.87			
Parsons 96 Water & Sewer Revenue	05/08/96	6.250 - 6.250	457,500	354,766	15,105.75	10/35	BNY	S&J
Parsons 96 Water & Sewer Reserve	05/08/96				31,606.08			
Paw Paw 12-A Sewer Revenue	08/24/12	0.000 - 0.000	487,777	455,307	1,070.05	09/51	UNB	S&J
Paw Paw 12-A Sewer Reserve	08/24/12				12,987.54			
Paw Paw Rt 19 PSD 08-A Water Reserve	06/09/08				46,160.23			
Pea Ridge PSD 00 Sewer System Design Revenue	03/07/00	2.000 - 2.000	477,000	131,078	3,048.44	03/21	DEP	S&J
Pea Ridge PSD 00 Sewer System Design Reserve	03/07/00				29,047.00			
Pea Ridge PSD 03-A Sewer Revenue	08/19/03	0.000 - 0.000	12,429,500	7,768,425	50,036.28	03/35	DEP	S&J
Pea Ridge PSD 03-A Sewer Reserve	08/19/03				414,919.66			
Pea Ridge PSD 03-B Sewer Revenue	08/19/03	5.000 - 5.000	100,000	52,150	4,752.90	10/23	BNY	S&J
Pea Ridge PSD 03-B Sewer Reserve	08/19/03				8,081.52			
Pea Ridge PSD 04-A Sewer Revenue	03/01/04	3.250 - 5.100	2,620,000	790,000	65,192.79	05/20	DTC	S&J
Pea Ridge PSD 04-A Sewer Reserve	03/01/04				240,442.56			
Pea Ridge PSD 07-A Sewer Revenue	08/28/07	0.000 - 0.000	1,043,821	774,152	3,127.67	09/38	DEP	S&J
Pea Ridge PSD 07-A Sewer Reserve	08/28/07				27,304.23			

ACCOUNT NAME	ISSUE DATE	INTEREST RATE	ORIGINAL ISSUE	OUTSTANDING 6/30/2016	ACCT BALANCE 6/30/2016	LAST DEBT	PAYING AGENT	BOND COUNSEL
Pea Ridge PSD 14-A Sewer Revenue	10/08/14	0.500 - 0.500	8,156,112	7,960,459	0.00	09/37	DEP	S&J
Pea Ridge PSD 14-A Sewer Reserve	10/22/14				0.00			
Pendleton County PSD 09-A Water Reserve	10/26/09				6,513.26			
Pennsboro 12-A Sewer Revenue	12/11/12	0.000 - 0.000	443,618	423,318	1,065.93	12/52	DEP	S&J
Pennsboro 12-A Sewer Reserve	12/11/12				2,129.18			
Petersburg 03-A Sewer Revenue	07/15/03	0.000 - 0.000	4,415,311	3,013,133	21,482.23	09/41	DEP	S&J
Petersburg 03-A Sewer Reserve	07/15/03				119,517.81			
Petersburg 87-A Sewer Revenue	04/23/87	8.380 - 8.380	650,306	400,801	30,774.76	10/26	BNY	S&J
Petersburg 87-A Sewer Reserve	04/23/87				57,271.81			
Petersburg 87-B Sewer Revenue	04/23/87	0.000 - 0.000	159,506	46,174	3,501.88	10/26	BNY	S&J
Petersburg 87-B Sewer Reserve	04/23/87				4,205.58			
Petersburg 09-A Water Revenue	04/16/09	2.000 - 2.000	2,700,000	2,061,411	19,084.36	12/30	BPH	S&J
Petersburg 09-A Water Reserve	04/16/09				91,746.62			
Petersburg 09-C Water Revenue	04/16/09	0.000 - 0.000	2,500,000	2,041,652	6,944.57	12/40	BPH	S&J
Petersburg 09-C Water Reserve	08/13/09				47,282.26			
Petersburg 96 Water Revenue	08/29/96	6.250 - 6.250	492,590	381,976	13,553.57	10/35	BNY	S&J
Petersburg 96 Water Reserve	08/29/96				33,988.88			
Philippi 02 Sewer Revenue	11/12/02	0.000 - 0.000	1,162,700	678,230	28,416.16	12/33	DEP	S&J
Philippi 02 Sewer Reserve	11/12/02				39,171.19			
Philippi 13-A Sewer Refunding Revenue	06/27/13	0.000 - 0.000	4,074,770	3,916,010	9,729.45	06/53	DEP	S&J
Philippi 13-A Sewer Refunding Reserve	06/27/13				16,778.27			
Philippi 09-B Water Reserve	04/16/09				125,622.30			
Philippi 11-A Water Reserve	06/09/11				93,849.39			
Philippi 11-B Water Revenue	06/09/11	0.000 - 0.000	2,074,000	1,866,592	5,777.63	06/43	UNB	S&J
Philippi 11-B Water Reserve	06/09/11				69,228.74			
Philippi 11-C Water Revenue	06/09/11	0.000 - 0.000	1,946,000	1,792,364	4,284.78	06/51	UNB	S&J
Philippi 11-C Water Reserve	06/09/11				51,284.08			

ACCOUNT NAME	ISSUE DATE	INTEREST RATE	ORIGINAL ISSUE	OUTSTANDING 6/30/2016	ACCT BALANCE 6/30/2016	LAST DEBT	PAYING AGENT	BOND COUNSEL
Piedmont 01-A Water Reserve	03/15/01				34,822.36			
Piedmont 01-B Water Reserve	03/15/01				12,831.77			
Pineville 08-A Water Reserve	09/15/08				42,360.45			
Pleasant Hill PSD 04 Water Reserve	01/01/04				8,156.73			
Pleasant Hill PSD 12-A Water Reserve	06/28/12				2,640.70			
Pleasant Hill PSD 16-A Water Reserve	03/11/16				0.00			
Pleasant Hill PSD 89 Water Reserve	10/02/89				13,937.37			
Pleasant Hill PSD 94 Water Reserve	09/09/94				7,684.16			
Pleasant Valley PSD 95 Water Revenue	12/07/95	6.750 - 6.750	476,000	359,507	14,189.63	10/33	BNY	S&J
Pleasant Valley PSD 95 Water Reserve	12/07/95				35,098.83			
Pleasants County Devel Auth 10-A Water Lease Revenue	06/11/10	0.000 - 0.000	3,000,000	2,250,000	16,733.30	09/27	UNB	JK
Pleasants County Devel Auth 10-A Water Lease Reserve	06/11/10				200,373.50			
Pleasants County Devel Auth 10-B Water Lease Revenue	06/11/10	4.000 - 4.000	100,000	84,410	5,149.00	10/27	BBT	JK
Pleasants County Devel Auth 10-B Water Lease Reserve	06/11/10				9,016.59			
Pleasants County Devel Auth 10-C Water Lease Revenue	08/19/10	4.000 - 4.000	900,000	759,693	47,376.57	10/27	BBT	JK
Pleasants County Devel Auth 10-C Water Lease Reserve	08/19/10				81,062.88			
Pleasants County PSD 10-A Water Reserve	06/11/10				7,166.39			
Pleasants County Schools 11 GO	07/13/11	2.500 - 4.000	18,050,000	13,260,000	0.00	05/26	DTC	BRM
Pleasants County Schools 11 GO Sur Col	07/13/11				778,828.60			
Pocahontas County PSD 08-A Sewer Revenue	12/30/08	0.000 - 0.000	2,022,009	1,605,333	5,354.24	09/41	UNB	S&J
Pocahontas County PSD 08-A Sewer Reserve	12/30/08				64,177.33			
Pocahontas County PSD 15-A Sewer Revenue	04/29/15	0.000 - 0.000	11,000,000	674,345	0.00	03/55	DEP	S&J
Pocahontas County PSD 15-A Sewer Reserve	04/29/15				0.00			
Pocahontas County PSD 15-B Sewer Revenue	04/29/15	1.000 - 1.000	16,089,990	12,460,418	0.00	03/55	UNB	S&J
Pocahontas County PSD 15-B Sewer Reserve	04/29/15				0.00			
Pocahontas County PSD 11-A Water Revenue	02/24/11	0.000 - 0.000	296,250	262,944	638.78	12/50	UNB	S&J
Pocahontas County PSD 11-A Water Reserve	02/24/11				3,304.44			

ACCOUNT NAME	ISSUE DATE	INTEREST RATE	ORIGINAL ISSUE	OUTSTANDING 6/30/2016	ACCT BALANCE 6/30/2016	LAST DEBT	PAYING AGENT	BOND COUNSEL
Pratt 14-A Sewer Revenue	07/23/14	0.000 - 0.000	821,878	805,969	1,949.46	06/54	DEP	S&J
Pratt 14-A Sewer Reserve	07/23/14				1,769.13			
Preston County PSD #1 07-A Water Revenue	07/12/07	0.000 - 0.000	1,391,300	1,120,250	3,031.09	06/47	UNB	S&J
Preston County PSD #1 07-A Water Reserve	07/12/07				37,836.01			
Preston County PSD #1 07-B Water Revenue	07/12/07	0.000 - 0.000	806,838	605,118	2,589.67	12/38	BPH	S&J
Preston County PSD #1 07-B Water Reserve	07/12/07				26,963.46			
Preston County PSD #1 13-A Water Revenue	08/07/13	1.000 - 1.000	490,418	471,763	1,741.25	06/53	UNB	S&J
Preston County PSD #1 13-A Water Reserve	08/07/13				15,608.98			
Preston County PSD #1 95-A Water Reserve	09/19/95				35,661.08			
Preston County PSD #1 95-B Water Reserve	09/19/95				65,647.78			
Preston County PSD #4 10-A Water Revenue	12/22/10	0.000 - 0.000	1,030,000	816,089	5,742.99	03/31	UNB	S&J
Preston County PSD #4 10-A Water Reserve	12/22/10				37,778.11			
Preston County PSD #4 12-A Water Revenue	11/21/12	0.500 - 0.500	3,903,853	3,629,395	14,191.99	03/44	BPH	S&J
Preston County PSD #4 12-A Water Reserve	11/21/12				32,756.80			
Preston County PSD #4 13-A Water Revenue	10/23/13	2.000 - 2.000	273,026	265,882	1,440.83	06/45	UNB	S&J
Preston County PSD #4 13-A Water Reserve	10/23/13				1,398.76			
Preston County PSD #4 (East) 97-A Water Revenue	11/07/97	6.250 - 6.250	290,000	226,495	9,627.59	10/35	BNY	S&J
Preston County PSD #4 (East) 97-A Water Reserve	11/07/97				20,194.86			
Preston County Schools 11 GO	06/02/11	2.000 - 5.000	39,600,000	29,090,000	0.00	05/26	DTC	BRM
Preston County Schools 11 GO Sur Col	06/02/11				2,269,820.73			
Prichard PSD 05-A Sewer Revenue	12/13/05	0.000 - 0.000	817,354	625,035	1,785.63	09/45	UNB	S&J
Prichard PSD 05-A Sewer Reserve	12/13/05				24,258.64			
Princeton 11 Sewer Refunding Revenue	03/03/11	0.000 - 0.000	9,100,000	8,038,324	80,261.06	12/42	DEP	G&G
Princeton 11 Sewer Refunding Reserve	03/03/11				113,917.43			
Pt Pleasant 13-A Water & Sewer Revenue	06/27/13	2.000 - 2.000	3,713,058	3,444,014	21,108.72	09/34	DEP	S&J
Pt Pleasant 13-A Water & Sewer Reserve	06/27/13				41,428.52			
Pt Pleasant 89-A Water & Sewer Revenue	06/27/89	8.400 - 8.400	1,837,600	1,299,452	92,207.96	04/29	BNY	S&J

ACCOUNT NAME	ISSUE DATE	INTEREST RATE	ORIGINAL ISSUE	OUTSTANDING 6/30/2016	ACCT BALANCE 6/30/2016	LAST DEBT	PAYING AGENT	BOND COUNSEL
Pt Pleasant 89-A Water & Sewer Reserve	06/27/89				161,444.55			
Pt Pleasant 89-B Water & Sewer Revenue	06/27/89	0.000 - 0.000	272,400	97,785	10,543.46	04/29	BNY	S&J
Pt Pleasant 89-B Water & Sewer Reserve	06/27/89				11,992.34			
Putnam County Building Commission 00-A Water Revenue	01/27/00	4.350 - 6.375	6,610,000	5,460,000	72,275.47	06/39	BNY	S&J
Putnam County Building Commission 00-B Water Revenue	01/27/00	4.350 - 6.375	3,800,000	2,350,000	33,409.03	06/39	BNY	S&J
Putnam County Building Commission 08-A Water Revenue	07/23/08	0.000 - 0.000	2,845,524	2,353,540	6,325.24	09/47	UNB	S&J
Putnam County Building Comm 08-A Water Reserve	07/23/08				75,796.10			
Putnam County Schools 10 GO	03/24/10	3.000 - 4.000	56,750,000	37,620,000	0.00	05/25	DTC	G&G
Putnam County Schools 10 GO Sur Col	03/24/10				3,689,362.74			
Putnam PSD 02-B Sewer Revenue	03/07/02	2.000 - 2.000	1,422,000	563,328	8,197.03	06/23	DEP	S&J
Putnam PSD 02-B Sewer Reserve	03/07/02				86,516.04			
Putnam PSD 06-A Sewer Reserve	05/12/06				222,928.77			
Putnam PSD 06-B Sewer Reserve	05/12/06				93,358.61			
Putnam PSD 07-A Sewer Revenue	03/19/07	3.000 - 3.000	2,330,000	1,560,655	12,981.74	06/28	UNB	S&J
Putnam PSD 07-A Sewer Reserve	03/19/07				125,973.09			
Putnam PSD 08-A Sewer Revenue	01/28/08	2.000 - 2.000	3,680,000	2,555,203	20,575.41	06/29	DEP	S&J
Putnam PSD 08-A Sewer Reserve	01/28/08				223,895.44			
Putnam PSD 08-B Sewer Revenue	06/06/08	0.000 - 0.000	502,000	413,332	1,096.92	12/47	UNB	S&J
Putnam PSD 08-B Sewer Reserve	06/06/08				8,999.77			
Putnam PSD 09-A Sewer Reserve	06/26/09				120,367.03			
Putnam PSD 09-C Sewer Revenue	10/29/09	0.000 - 0.000	1,050,500	800,992	9,145.34	09/31	DEP	S&J
Putnam PSD 09-C Sewer Reserve	10/29/09				25,873.42			
Putnam PSD 13-A Sewer Refunding Revenue	07/11/13	2.000 - 5.000	7,700,000	7,230,000	125,517.27	04/42	DTC	S&J
Putnam PSD 13-A Sewer Refunding Reserve	07/11/13				488,853.77			
Putnam PSD 13-B Sewer Reserve	06/27/13				28,608.64			
Putnam PSD 13-C Sewer Reserve	06/27/13				33,044.03			
Putnam PSD 13-D Sewer Reserve	06/27/13				2,693.92			

ACCOUNT NAME	ISSUE DATE	INTEREST RATE	ORIGINAL ISSUE	OUTSTANDING 6/30/2016	ACCT BALANCE 6/30/2016	LAST DEBT	PAYING AGENT	BOND COUNSEL
Putnam PSD 13-E Sewer Reserve	06/27/13				5,813.00			
Putnam PSD 13-F Sewer Reserve	06/27/13				7,026.04			
Putnam PSD 06-A Water Reserve	05/12/06				350,483.44			
Putnam PSD 08-A Water Revenue	01/28/08	5.000 - 5.000	1,436,000	1,333,526	30,939.28	10/47	BBT	S&J
Putnam PSD 08-A Water Reserve	01/28/08				84,504.88			
Putnam PSD 09-A Water Revenue	12/04/09	2.000 - 2.000	627,000	478,706	3,185.75	12/30	BPH	S&J
Putnam PSD 09-A Water Reserve	12/04/09				21,643.89			
Putnam PSD 09-B Water Revenue	12/04/09	2.000 - 2.000	100,000	76,348	507.64	12/30	BPH	S&J
Putnam PSD 09-B Water Reserve	12/04/09				3,400.15			
Putnam PSD 10-A Water Reserve	12/21/10				63,117.19			
Putnam PSD 10-B Water Reserve	12/21/10				52,006.95			
Putnam PSD 13-A Water Reserve	06/27/13				18,047.93			
Putnam PSD 13-B Water Reserve	06/27/13				2,810.41			
Putnam PSD 13-C Water Reserve	06/27/13				5,121.21			
Putnam PSD 99-A Water Revenue	06/16/99	5.800 - 5.800	6,440,000	5,955,779	130,697.05	10/38	BNY	S&J
Putnam PSD 99-A Water Reserve	06/16/99				390,941.21			
Putnam PSD 99-B Water Revenue	06/16/99	3.400 - 5.500	5,425,000	3,565,000	193,220.02	10/38	BNY	S&J
Putnam PSD 99-B Water Reserve	06/16/99				356,921.17			
Putnam PSD (POA) 87-A Sewer Revenue	03/12/87	8.380 - 8.380	878,743	541,592	35,555.48	10/26	BNY	S&J
Putnam PSD (POA) 87-A Sewer Reserve	03/12/87				77,381.54			
Putnam PSD (POA) 87-B Sewer Revenue	03/12/87	0.000 - 0.000	215,535	62,391	4,324.79	10/26	BNY	S&J
Putnam PSD (POA) 87-B Sewer Reserve	03/12/87				7,466.51			
Putnam PSD (POA) 90-A Sewer Revenue	02/23/90	7.850 - 7.850	214,969	148,116	7,622.14	10/29	BNY	S&J
Putnam PSD (POA) 90-A Sewer Reserve	02/23/90				17,854.88			
Putnam PSD (POA) 90-B Sewer Revenue	02/23/90	0.000 - 0.000	10,031	3,601	195.86	10/29	BNY	S&J
Putnam PSD (POA) 90-B Sewer Reserve	02/23/90				334.10			
Putnam PSD (POA) 12-A Sewer Reserve	07/23/12				5,014.84			

ACCOUNT NAME	ISSUE DATE	INTEREST RATE	ORIGINAL ISSUE	OUTSTANDING 6/30/2016	ACCT BALANCE 6/30/2016	LAST DEBT	PAYING AGENT	BOND COUNSEL
Putnam Union PSD 97-A Water Revenue	03/07/97	6.250 - 6.250	350,000	272,144	12,118.43	10/35	BNY	JK
Putnam Union PSD 97-A Water Reserve	03/07/97				24,244.64			
Rainelle 15-A Water Reserve	03/11/15				0.00			
Raleigh County PSD 05-A Water Reserve	09/28/05				101,773.57			
Raleigh County PSD 05-B Water Reserve	09/28/05				7,071.34			
Raleigh County PSD 15-A Water Reserve	09/04/15				0.00			
Raleigh County PSD 15-B Water Reserve	09/25/15				0.00			
Ravenclyff-McGraws-Saulsville PSD 09-A Water Reserve	02/02/09				34,451.23			
Ravenclyff-McGraws-Saulsville PSD 09-B Water Revenue	02/02/09	0.000 - 0.000	1,586,000	1,338,824	3,705.89	12/48	UNB	S&J
Ravenclyff-McGraws-Saulsville PSD 09-B Water Reserve	02/02/09				25,114.13			
Ravenclyff-McGraws-Saulsville PSD 12-A Water Reserve	03/19/12				2,783.82			
Ravenclyff-McGraws-Saulsville PSD 88 Water Reserve	12/01/88				21,011.88			
Ravenclyff-McGraws-Saulsville PSD 92 Water Reserve	11/05/92				3,606.15			
Ravenclyff-McGraws-Saulsville PSD 94 Water Reserve	11/01/94				16,011.33			
Ravenclyff-McGraws-Saulsville PSD 97 Water Reserve	08/20/97				56,340.18			
Ravenswood 06-A Sewer Reserve	06/19/06				143,836.16			
Ravenswood 06-B Sewer Reserve	06/19/06				71,104.19			
Ravenswood 12-A Sewer Reserve	06/07/12				24,386.86			
Ravenswood 06-A Water Revenue	04/25/06	3.000 - 3.000	733,958	457,037	11,686.83	06/27	UNB	S&J
Ravenswood 06-A Water Reserve	04/25/06				46,526.10			
Ravenswood 99 Water Refunding Revenue	03/30/99	5.000 - 5.000	485,000	75,000	40,865.25	07/17	UNITED B-CHAS	VLF
Red Sulphur PSD 02-A Water & Sewer Reserve	07/11/02				55,551.01			
Red Sulphur PSD 03-A Water & Sewer Reserve	07/21/03				53,120.81			
Red Sulphur PSD 05-A Water & Sewer Revenue	08/11/05	0.000 - 0.000	4,150,000	3,188,079	27,328.41	06/45	UNB	S&J
Red Sulphur PSD 05-A Water & Sewer Reserve	08/11/05				97,222.67			
Red Sulphur PSD 06-A Water & Sewer Reserve	11/06/06				43,551.83			
Red Sulphur PSD 06-B Water & Sewer Revenue	11/06/06	0.000 - 0.000	473,000	473,000	57,918.89	09/46	UNB	S&J

ACCOUNT NAME	ISSUE DATE	INTEREST RATE	ORIGINAL ISSUE	OUTSTANDING 6/30/2016	ACCT BALANCE 6/30/2016	LAST DEBT	PAYING AGENT	BOND COUNSEL
Red Sulphur PSD 06-B Water & Sewer Reserve	11/06/06				21,051.83			
Red Sulphur PSD 11-A Water & Sewer Reserve	03/17/11				11,947.78			
Red Sulphur PSD 87-A Water & Sewer Revenue	11/16/87	8.380 - 8.380	738,647	455,249	40,411.80	10/26	BNY	S&J
Red Sulphur PSD 87-A Water & Sewer Reserve	11/16/87				65,057.06			
Red Sulphur PSD 87-B Water & Sewer Revenue	11/16/87	0.000 - 0.000	181,173	52,445	4,389.77	10/26	BNY	S&J
Red Sulphur PSD 87-B Water & Sewer Reserve	11/16/87				4,776.17			
Reedsville 01 Sewer Reserve	08/22/01				16,918.64			
Reedsville 12-A Sewer Revenue	03/15/12	0.000 - 0.000	1,751,032	1,635,342	4,251.42	12/51	DEP	S&J
Reedsville 12-A Sewer Reserve	03/15/12				11,970.28			
Reedy 14 Water Reserve	09/25/14				0.00			
Reedy 83 Water Reserve	09/19/83				6,973.25			
Richwood 02 Water & Sewer Revenue	12/18/02	0.000 - 0.000	682,314	386,642	4,774.02	06/33	DEP	BRM
Richwood 02 Water & Sewer Reserve	12/18/02				24,864.26			
Richwood 09-A Water & Sewer Revenue	09/02/09	0.000 - 0.000	1,308,155	1,122,475	2,813.77	09/49	UNB	S&J
Richwood 09-A Water & Sewer Reserve	09/02/09				18,871.26			
Ridgeley 03-A Sewer Revenue	03/11/03	0.000 - 0.000	665,979	399,579	1,990.06	06/34	DEP	S&J
Ridgeley 03-A Sewer Reserve	03/11/03				26,292.29			
Ridgeley 88-A Sewer Revenue	08/04/88	9.000 - 9.000	159,327	111,216	7,060.29	10/28	BNY	S&J
Ridgeley 88-A Sewer Reserve	08/04/88				14,881.77			
Ridgeley 88-B Sewer Revenue	08/04/88	0.000 - 0.000	39,832	13,286	829.34	10/28	BNY	S&J
Ridgeley 88-B Sewer Reserve	08/04/88				1,035.87			
Ripley 15-A Sewer Revenue	12/17/15	2.000 - 2.000	8,276,500	3,425,716	0.00	09/47	UNB	S&J
Ripley 15-A Sewer Reserve	12/17/15				0.00			
Ripley 15-B Sewer Reserve	12/17/15				0.00			
Ripley 89-A Sewer Revenue	12/28/89	7.850 - 7.850	487,262	323,119	20,600.60	10/28	BNY	G&G
Ripley 89-A Sewer Reserve	12/28/89				40,618.72			
Ripley 89-B Sewer Revenue	12/28/89	0.000 - 0.000	22,738	7,779	744.08	10/28	BNY	G&G

ACCOUNT NAME	ISSUE DATE	INTEREST RATE	ORIGINAL ISSUE	OUTSTANDING 6/30/2016	ACCT BALANCE 6/30/2016	LAST DEBT	PAYING AGENT	BOND COUNSEL
Ripley 89-B Sewer Reserve	12/28/89				975.15			
Ripley 07-A Water Reserve	01/23/07				104,879.29			
Ripley 07-B Water Reserve	01/23/07				85,426.93			
Ripley 08 Water Refunding Revenue	10/08/08	4.250 - 4.250	339,000	55,550	1,862.02	09/17	MVB:BH	BRM
Ripley 15-A Water Revenue	06/23/15	4.450 - 4.450	778,000	756,424	5.87	07/35	SUMMIT CB	S&J
Ripley 15-A Water Reserve	06/23/15				5,432.38			
River Road PSD 01 Water Revenue	10/25/01	2.000 - 2.000	1,068,500	366,377	11,843.59	06/22	BPH	S&J
River Road PSD 01 Water Reserve	10/25/01				65,043.45			
Rivesville 11-A Water Revenue	10/12/11	0.000 - 0.000	2,585,276	2,382,500	5,652.39	09/51	UNB	S&J
Rivesville 11-A Water Reserve	10/12/11				20,870.19			
Rivesville 13-A Water Revenue	08/15/13	3.000 - 3.000	130,000	115,279	3,464.09	07/37	BBT	S&J
Rivesville 13-A Water Reserve	08/15/13				5,398.20			
Rivesville 13-B Water Revenue	12/19/13	0.000 - 0.000	200,000	187,478	421.80	12/53	UNB	S&J
Rivesville 13-B Water Reserve	12/19/13				1,175.51			
Romney 01 Sewer Refunding Revenue	09/13/01	4.800 - 5.610	659,000	170,412	9,258.79	10/19	SUMMIT CB	BRM
Romney 01 Sewer Refunding Reserve	09/13/01				54,576.93			
Romney 06-A Sewer Refunding Revenue	08/08/06	0.000 - 0.000	2,880,000	2,244,132	6,265.26	06/46	UNB	S&J
Romney 06-A Sewer Refunding Reserve	08/08/06				64,522.41			
Romney 14-A Sewer Revenue	02/13/14	0.000 - 0.000	3,600,000	3,593,481	3,061.30	12/47	DEP	S&J
Romney 14-A Sewer Reserve	02/13/14				416.05			
Romney 14-C Sewer Revenue	02/13/14	0.000 - 0.000	1,436,799	1,196,824	4,882.93	12/40	UNB	S&J
Romney 14-C Sewer Reserve	02/13/14				1,946.68			
Romney 82-B Sewer Revenue	07/28/82	0.000 - 0.000	195,500	21,135	4,417.76	10/19	BNY	S&J
Romney 94 Sewer Reserve	01/25/95				31,350.56			
Romney 12-A Water Reserve	03/16/12				7,183.08			
Romney 12-B Water Reserve	03/16/12				719.16			
Romney 97-A Water Reserve	08/25/97				170,892.11			

ACCOUNT NAME	ISSUE DATE	INTEREST RATE	ORIGINAL ISSUE	OUTSTANDING 6/30/2016	ACCT BALANCE 6/30/2016	LAST DEBT	PAYING AGENT	BOND COUNSEL
Romney 97-B Water Revenue	08/25/97	0.000 - 0.000	1,424,038	597,177	5,153.32	06/37	UNB	S&J
Romney 97-B Water Reserve	08/25/97				36,845.53			
Ronceverte 08 Sewer Revenue	12/10/08	4.850 - 4.850	1,300,000	244,661	11,925.40	04/18	PVB	BRM
Ronceverte 08 Sewer Reserve	12/10/08				143,118.00			
Ronceverte 15-A Sewer Revenue	08/18/15	0.000 - 0.000	14,481,456	1,040,117	0.00	06/55	DEP	S&J
Ronceverte 15-A Sewer Reserve	08/18/15				0.00			
Ronceverte 08-A Water Revenue	09/05/08	0.000 - 0.000	2,000,000	1,583,325	6,403.20	03/40	BPH	S&J
Ronceverte 08-A Water Reserve	09/05/08				42,286.41			
Rowlesburg 06-A Water Reserve	10/13/06				19,121.38			
Rowlesburg 11-A Water Revenue	07/22/11	0.000 - 0.000	525,000	466,681	1,133.58	06/51	UNB	S&J
Rowlesburg 11-A Water Reserve	07/22/11				5,200.89			
Salem 95-A Sewer Revenue	06/27/95	0.000 - 0.000	3,150,000	39,375	26,503.91	09/16	DEP	S&J
Salem 95-A Sewer Reserve	06/27/95				157,809.94			
Salem 95-B Sewer Reserve	06/27/95				110,318.54			
Salem 10-A Water Revenue	01/14/10	0.000 - 0.000	900,000	757,500	2,570.72	09/41	BPH	S&J
Salem 10-A Water Reserve	01/14/10				14,526.81			
Salt Rock Sewer PSD 03-A Sewer Revenue	07/31/03	0.000 - 0.000	2,050,000	1,428,378	4,838.48	06/43	DEP	S&J
Salt Rock Sewer PSD 03-A Sewer Reserve	07/31/03				52,912.52			
Salt Rock Sewer PSD 03-B Sewer Revenue	07/31/03	5.000 - 5.000	60,000	51,629	1,357.90	10/42	BBT	S&J
Salt Rock Sewer PSD 03-B Sewer Reserve	07/31/03				3,531.30			
Salt Rock Sewer PSD 04-A Sewer Revenue	12/29/04	0.000 - 0.000	11,068,062	8,246,791	26,434.74	12/44	DEP	S&J
Salt Rock Sewer PSD 04-A Sewer Reserve	12/29/04				289,361.48			
Salt Rock Sewer PSD 04-B Sewer Revenue	12/29/04	0.000 - 0.000	7,500,000	5,588,235	16,339.65	12/44	UNB	S&J
Salt Rock Sewer PSD 04-B Sewer Reserve	12/29/04				192,823.76			
Salt Rock Sewer PSD 04 Sewer R&R	12/29/04				57,127.93			
Salt Rock Sewer PSD 87-A Sewer Revenue	04/15/87	8.380 - 8.380	1,185,479	730,646	47,583.92	10/26	BNY	S&J
Salt Rock Sewer PSD 87-A Sewer Reserve	04/15/87				104,301.84			

ACCOUNT NAME	ISSUE DATE	INTEREST RATE	ORIGINAL ISSUE	OUTSTANDING 6/30/2016	ACCT BALANCE 6/30/2016	LAST DEBT	PAYING AGENT	BOND COUNSEL
Salt Rock Sewer PSD 87-B Sewer Revenue	04/15/87	0.000 - 0.000	290,771	84,171	5,745.26	10/26	BNY	S&J
Salt Rock Sewer PSD 87-B Sewer Reserve	04/15/87				7,655.49			
Salt Rock Sewer PSD 90-A Sewer Revenue	03/02/90	7.850 - 7.850	248,408	171,154	8,721.78	10/29	BNY	S&J
Salt Rock Sewer PSD 90-A Sewer Reserve	03/02/90				20,605.77			
Salt Rock Sewer PSD 90-B Sewer Revenue	03/02/90	0.000 - 0.000	11,592	4,161	224.69	10/29	BNY	S&J
Salt Rock Sewer PSD 90-B Sewer Reserve	03/02/90				298.71			
Salt Rock Water PSD 00-A Water Revenue	09/21/00	4.500 - 5.875	9,300,000	7,690,000	130,260.37	06/40	BNY	S&J
Salt Rock Water PSD 00-A Water Reserve	09/21/00				0.00			
Salt Rock Water PSD 00-B Water Revenue	09/21/00	0.000 - 0.000	3,000,000	1,865,371	6,763.86	09/40	UNB	S&J
Salt Rock Water PSD 00-B Water Reserve	09/21/00				0.00			
Salt Rock Water PSD 08-A Water Revenue	12/19/08	0.000 - 0.000	296,800	248,600	642.29	09/48	UNB	S&J
Salt Rock Water PSD 08-A Water Reserve	12/19/08				201.14			
Shady Spring PSD 02-A Sewer Revenue	03/08/02	0.000 - 0.000	2,419,905	1,391,439	7,256.57	09/33	DEP	JTP
Shady Spring PSD 02-A Sewer Reserve	03/08/02				80,810.90			
Shady Spring PSD 05-A Sewer Revenue	12/13/05	0.000 - 0.000	2,875,000	2,231,908	6,326.77	12/45	UNB	JTP
Shady Spring PSD 05-A Sewer Reserve	12/13/05				65,057.66			
Shady Spring PSD 05-B Sewer Revenue	12/19/05	0.000 - 0.000	3,078,043	2,389,509	7,421.98	12/45	DEP	JTP
Shady Spring PSD 05-B Sewer Reserve	12/19/05				81,151.68			
Shady Spring PSD 10 Sewer Revenue	10/12/10	0.000 - 0.000	2,422,826	2,079,579	7,264.24	03/42	DEP	BRM
Shady Spring PSD 10 Sewer Reserve	10/12/10				35,053.92			
Shady Spring PSD 16 Sewer Revenue	05/06/16	0.500 - 0.500	6,978,924	1,747,886	0.00	03/48	DEP	BRM
Shady Spring PSD 16 Sewer Reserve	05/06/16				0.00			
Shady Spring PSD 82-B Sewer Revenue	08/12/82	0.000 - 0.000	795,515	88,391	16,649.85	10/19	BNY	H&P
Shady Spring PSD 96-A Sewer Revenue	04/25/96	2.000 - 2.000	151,800	2,295	0.00	09/16	DEP	H&P
Shady Spring PSD 96-A Sewer Reserve	04/25/96				2,532.32			
Shady Spring PSD 97-C Sewer Revenue	06/24/97	0.000 - 0.000	2,197,304	247,197	10,118.97	09/18	DEP	H&P
Shady Spring PSD 97-C Sewer Reserve	06/24/97				110,049.74			

ACCOUNT NAME	ISSUE DATE	INTEREST RATE	ORIGINAL ISSUE	OUTSTANDING 6/30/2016	ACCT BALANCE 6/30/2016	LAST DEBT	PAYING AGENT	BOND COUNSEL
Shady Spring PSD 97-D Sewer Refunding Revenue	06/24/97	6.250 - 6.250	3,056,955	2,381,594	84,787.83	10/35	BNY	H&P
Shady Spring PSD 97-D Sewer Refunding Reserve	06/24/97				212,246.12			
Shady Spring PSD 98-A Sewer Revenue	11/25/98	0.000 - 0.000	1,202,100	225,394	5,535.34	03/20	DEP	JTP
Shady Spring PSD 98-A Sewer Reserve	11/25/98				60,215.41			
Shady Spring PSD 98-B Sewer Revenue	12/17/98	0.000 - 0.000	839,000	115,363	3,862.58	03/19	DEP	JTP
Shady Spring PSD 98-B Sewer Reserve	12/17/98				42,026.25			
Shady Spring PSD 99-A Sewer Revenue	03/18/99	0.000 - 0.000	752,000	141,000	3,462.58	03/20	DEP	JTP
Shady Spring PSD 99-A Sewer Reserve	03/18/99				37,668.96			
Shady Spring PSD 99-B Sewer Revenue	03/18/99	5.750 - 5.750	165,000	131,646	4,284.90	10/37	BBT	JTP
Shady Spring PSD 99-B Sewer Reserve	03/18/99				10,717.94			
Shepherdstown 10-A Sewer Revenue	11/22/10	0.000 - 0.000	9,172,697	5,385,628	18,517.71	06/42	DEP	BRM
Shepherdstown 10-A Sewer Reserve	11/22/10				133,316.71			
Shepherdstown 03-A Water Revenue	06/13/03	0.000 - 0.000	699,459	408,009	5,432.75	12/33	BPH	BRM
Shepherdstown 03-A Water Reserve	06/13/03				23,412.43			
Shepherdstown 03-B Water Revenue	06/13/03	2.000 - 2.000	1,300,541	583,113	17,120.47	06/24	BPH	BRM
Shepherdstown 03-B Water Reserve	06/13/03				79,128.52			
Shepherdstown 03 Water Depreciation	06/13/03				425,811.66			
Shepherdstown 12 Water Revenue	07/19/12	1.000 - 1.000	4,000,000	3,784,325	12,690.98	06/52	UNB	BRM
Shepherdstown 12 Water Reserve	07/19/12				66,325.74			
Shinnston 10-A Sewer Reserve	10/25/10				43,769.20			
Shinnston 90-A Sewer Revenue	03/29/90	7.850 - 7.850	2,245,223	1,546,982	84,239.39	10/29	BNY	S&J
Shinnston 90-A Sewer Reserve	03/29/90				186,043.43			
Shinnston 90-B Sewer Revenue	03/29/90	0.000 - 0.000	104,777	37,612	2,015.22	10/29	BNY	S&J
Shinnston 90-B Sewer Reserve	03/29/90				2,691.14			
Shinnston 05-A Water Reserve	11/17/05				189,999.97			
Short Line PSD 05-A Water Revenue	08/24/05	0.000 - 0.000	1,274,183	966,047	2,787.39	06/45	UNB	S&J
Short Line PSD 05-A Water Reserve	08/24/05				31,376.15			

ACCOUNT NAME	ISSUE DATE	INTEREST RATE	ORIGINAL ISSUE	OUTSTANDING 6/30/2016	ACCT BALANCE 6/30/2016	LAST DEBT	PAYING AGENT	BOND COUNSEL
Short Line PSD 10-A Water Revenue	04/06/10	0.000 - 0.000	600,000	519,052	1,289.99	03/50	UNB	S&J
Short Line PSD 10-A Water Reserve	04/06/10				15,417.73			
Short Line PSD 90 Water Reserve	05/09/91				7,089.87			
Sissonville PSD 01 Sewer Refunding Revenue	12/28/01	5.250 - 6.000	1,440,000	835,000	27,307.01	10/25	DTC	G&G
Sissonville PSD 01 Sewer Refunding Reserve	12/28/01				57,809.14			
Sissonville PSD 03-A Sewer Revenue	06/17/03	2.000 - 2.000	1,313,000	605,626	0.00	09/24	DEP	G&G
Sissonville PSD 03-A Sewer Reserve	06/17/03				69,334.74			
Sistersville 13-A Sewer Revenue	02/27/13	0.000 - 0.000	200,888	191,599	487.77	09/52	DEP	S&J
Sistersville 13-A Sewer Reserve	02/27/13				974.18			
Sistersville 90-A Sewer Revenue	03/01/90	7.850 - 7.850	1,057,749	243,967	68,700.41	10/18	BNY	JK
Sistersville 90-A Sewer Reserve	03/01/90				94,495.38			
Sistersville 90-B Sewer Revenue	03/01/90	0.000 - 0.000	49,361	5,289	1,810.21	10/18	BNY	JK
Sistersville 90-B Sewer Reserve	03/01/90				1,798.81			
Sistersville 03 Water Refunding Revenue	11/21/03	3.350 - 5.500	910,000	290,000	11,649.19	06/20	DTC	S&J
Sistersville 03 Water Refunding Reserve	11/21/03				84,474.52			
Sistersville 10-A Water Reserve	02/26/10				10,340.29			
Smithers 03-A Sewer Reserve	11/06/03				27,553.12			
Smithers 03-B Sewer Revenue	11/06/03	0.000 - 0.000	800,000	569,935	2,943.81	09/43	UNB	G&G
Smithers 03-B Sewer Reserve	11/06/03				20,940.87			
Sophia 07-A Sewer Revenue	10/23/07	3.000 - 3.000	767,031	540,161	11,660.05	03/29	UNB	S&J
Sophia 07-A Sewer Reserve	10/23/07				52,177.08			
Sophia 95 Sewer Revenue	07/24/95	6.750 - 6.750	156,705	118,226	6,349.89	10/33	BNY	G&G
Sophia 95 Sewer Reserve	07/24/95				11,559.95			
South Charleston 03-A Sewer Revenue	09/05/03	2.000 - 2.000	4,567,360	2,210,488	59,322.39	12/24	DEP	JK
South Charleston 03-A Sewer Reserve	09/05/03				283,687.97			
South Charleston 04-B Sewer Revenue	06/18/04	0.000 - 0.000	1,072,997	608,981	42,951.59	03/32	DEP	JK
South Charleston 04-B Sewer Reserve	06/18/04				38,777.46			

ACCOUNT NAME	ISSUE DATE	INTEREST RATE	ORIGINAL ISSUE	OUTSTANDING 6/30/2016	ACCT BALANCE 6/30/2016	LAST DEBT	PAYING AGENT	BOND COUNSEL
South Charleston 86-B Sewer Revenue	08/29/86	0.000 - 0.000	378,985	97,176	16,464.05	10/25	BNY	JK
South Charleston 86-B Sewer Reserve	08/29/86				9,745.76			
South Charleston 99-A Sewer Revenue	05/25/99	2.000 - 2.000	605,854	92,891	6,447.99	03/20	DEP	JK
South Charleston 99-A Sewer Reserve	05/25/99				25,813.14			
Southern Jackson County PSD 02 Sewer Revenue	05/30/02	0.000 - 0.000	2,888,924	1,957,626	18,937.45	03/42	UNB	G&G
Southern Jackson County PSD 02 Sewer Reserve	05/30/02				76,798.99			
Southern Jackson County PSD 01 A&B Water Reserve	12/21/01				51,684.04			
Southern Jackson County PSD 05 Water Reserve	09/23/05				53,439.33			
Southern Jackson County PSD 13 Water Revenue	02/14/13	0.000 - 0.000	3,140,000	2,956,831	19,920.34	09/44	BPH	JK
Southern Jackson County PSD 13 Water Reserve	02/14/13				22,742.20			
Southern Jackson County PSD 91 Water Reserve	03/18/91				9,628.35			
Southern Jackson County PSD 97 Water Reserve	02/27/97				29,510.14			
Southern Jackson County PSD 98-A Water Revenue	05/22/98	0.000 - 0.000	380,000	210,573	3,597.65	03/38	UNB	JK
Southern Jackson County PSD 98-A Water Reserve	05/22/98				9,709.58			
Southwestern Water PSD 10-A Water Reserve	03/12/10				103,351.33			
Southwestern Water PSD 10-B Water Revenue	03/12/10	0.000 - 0.000	6,100,000	5,134,154	19,555.97	09/41	BPH	S&J
Southwestern Water PSD 10-B Water Reserve	03/12/10				98,457.11			
Spencer 00 Sewer Reserve	08/24/00				17,930.05			
Spencer 09 Water Reserve	10/08/09				22,111.51			
Spencer 10 Water Reserve	05/05/10				18,648.28			
Spencer 12 Water Reserve	09/13/12				2,777.18			
Spencer 70 Water Replacement	01/01/70				6,003.89			
Spencer 91 Taxable Water Reserve	12/09/91				21,552.82			
Spencer 93 Water Reserve	03/18/93				17,680.02			
Spencer 98 Water Reserve	06/05/98				48,840.04			
Spring Valley PSD 01-A Sewer Revenue	02/01/01	2.000 - 2.000	820,500	270,276	8,974.32	03/22	DEP	JK
Spring Valley PSD 01-A Sewer Reserve	02/01/01				49,949.77			

ACCOUNT NAME	ISSUE DATE	INTEREST RATE	ORIGINAL ISSUE	OUTSTANDING 6/30/2016	ACCT BALANCE 6/30/2016	LAST DEBT	PAYING AGENT	BOND COUNSEL
Spring Valley PSD 97-A Sewer Revenue	02/19/97	2.000 - 2.000	74,329	4,421	809.32	06/17	DEP	JK
Spring Valley PSD 97-A Sewer Reserve	02/19/97				4,488.59			
St Albans 00-B Water & Sewer Revenue	03/15/00	2.000 - 2.000	16,281,000	5,582,570	165,976.39	06/22	DEP	S&J
St Albans 00-B Water & Sewer Reserve	03/15/00				991,177.48			
St Albans 00-C Water & Sewer Revenue	03/15/00	5.800 - 5.800	225,000	81,740	13,468.24	10/20	BBT	S&J
St Albans 00-C Water & Sewer Reserve	03/15/00				19,330.19			
St Albans 08-A Water & Sewer Revenue	12/03/08	4.370 - 4.370	2,735,000	1,974,721	31,550.04	12/28	BBT:BH	S&J
St Albans 08-A Water & Sewer Reserve	12/03/08				205,622.00			
St Albans 14-A Water & Sewer Revenue	06/30/14	2.500 - 4.750	2,200,000	2,120,000	14,622.26	06/44	DTC	S&J
St Albans 14-A Water & Sewer Reserve	06/30/14				137,336.14			
St Albans 14-B Water & Sewer Refunding Revenue	09/30/14	2.000 - 4.500	7,745,000	7,745,000	73,617.29	12/40	DTC	S&J
St Albans 14-C Water & Sewer Refunding Revenue	09/30/14	1.500 - 2.500	575,000	440,000	139,744.54	12/17	DTC	S&J
St Albans 14-B&C Water & Sewer Refunding Reserve	09/30/14				523,588.08			
St Marys 06-A Water & Sewer Revenue	07/10/06	0.500 - 0.500	1,581,250	1,123,815	4,981.36	06/36	UNB	JK
St Marys 06-A Water & Sewer Reserve	07/10/06				52,387.67			
St Marys 08-A Water & Sewer Refunding Reserve	11/05/08				134,964.91			
St Marys 08-B Water & Sewer Refunding Reserve	11/05/08				31,782.14			
St Marys 09-A Water & Sewer Revenue	11/20/09	0.000 - 0.000	3,057,992	2,331,717	27,577.11	09/31	DEP	JK
St Marys 09-A Water & Sewer Reserve	11/20/09				75,316.67			
St Marys 12-A Water & Sewer Revenue	01/05/12	0.000 - 0.000	3,455,401	3,131,220	10,680.52	03/43	DEP	JK
St Marys 12-A Water & Sewer Reserve	01/05/12				33,446.01			
St Marys 12-B Water & Sewer Revenue	01/05/12	2.000 - 2.000	4,203,500	3,720,039	27,998.87	09/33	BPH	JK
St Marys 12-B Water & Sewer Reserve	01/05/12				72,496.37			
St Marys 96-B Water & Sewer Revenue	11/13/96	2.000 - 2.000	128,000	9,582	2,063.81	09/17	DEP	JK
St Marys 96-B Water & Sewer Reserve	11/13/96				7,796.41			
St Marys 98-A Water & Sewer Revenue	06/18/98	5.750 - 5.750	554,000	127,000	36,901.04	10/18	BBT	JK
St Marys 98-A Water & Sewer Reserve	06/18/98				47,814.38			

ACCOUNT NAME	ISSUE DATE	INTEREST RATE	ORIGINAL ISSUE	OUTSTANDING 6/30/2016	ACCT BALANCE 6/30/2016	LAST DEBT	PAYING AGENT	BOND COUNSEL
Stonewood 09-A Water Reserve	04/24/09				21,467.52			
Stonewood 09-B Water Reserve	04/24/09				20,445.36			
Stonewood 14-A Water Revenue	03/20/14	0.000 - 0.000	2,250,000	2,193,750	7,230.54	09/45	BPH	S&J
Stonewood 14-A Water Reserve	03/20/14				6,255.05			
Sugar Creek PSD 10-A Water Revenue	01/07/10	0.000 - 0.000	312,500	257,797	1,463.71	03/41	BPH	S&J
Sugar Creek PSD 10-A Water Reserve	01/07/10				5,655.15			
Sugar Creek PSD 11-A Water Revenue	10/06/11	0.000 - 0.000	1,100,000	989,325	2,397.15	09/51	UNB	S&J
Sugar Creek PSD 11-A Water Reserve	10/06/11				28,792.31			
Summersville 02-A Water & Sewer Revenue	12/18/02	0.000 - 0.000	4,661,505	3,250,786	25,189.07	12/42	UNB	S&J
Summersville 02-A Water & Sewer Reserve	12/18/02				122,729.42			
Summersville 02-B Water & Sewer Revenue	12/18/02	0.000 - 0.000	2,388,495	1,472,905	18,801.39	12/34	BPH	S&J
Summersville 02-B Water & Sewer Reserve	12/18/02				79,619.41			
Summersville 07-A Water & Sewer Revenue	05/15/07	0.000 - 0.000	8,682,265	6,511,680	25,840.27	06/37	UNB	BRM
Summersville 07-A Water & Sewer Reserve	05/15/07				219,939.78			
Summersville 07-B Water & Sewer Revenue	05/15/07	0.000 - 0.000	2,000,000	1,481,468	6,593.83	06/36	DEP	BRM
Summersville 07-B Water & Sewer Reserve	05/15/07				52,551.79			
Summersville 09-A Water & Sewer Reserve	11/12/09				50,311.26			
Summersville 09-B Water & Sewer Reserve	11/12/09				2,464.41			
Summersville 12-A Water & Sewer Revenue	04/02/12	1.000 - 1.000	1,128,609	1,034,224	2,870.28	03/52	UNB	S&J
Summersville 12-A Water & Sewer Reserve	04/02/12				14,086.92			
Summersville 14-A Water & Sewer Revenue	08/12/14	1.000 - 1.000	1,794,500	1,687,519	4,735.11	06/54	UNB	S&J
Summersville 14-A Water & Sewer Reserve	08/12/14				473.51			
Summersville 90-A Water & Sewer Revenue	04/06/90	7.850 - 7.850	281,848	194,196	13,452.78	10/29	BNY	V&W
Summersville 90-A Water & Sewer Reserve	04/06/90				23,350.90			
Summersville 90-B Water & Sewer Revenue	04/06/90	0.000 - 0.000	13,152	4,721	577.52	10/29	BNY	V&W
Summersville 90-B Water & Sewer Reserve	04/06/90				342.98			
Summersville 91-A Water & Sewer Revenue	08/13/91	8.100 - 8.100	790,057	553,211	38,536.68	10/29	BNY	V&W

ACCOUNT NAME	ISSUE DATE	INTEREST RATE	ORIGINAL ISSUE	OUTSTANDING 6/30/2016	ACCT BALANCE 6/30/2016	LAST DEBT	PAYING AGENT	BOND COUNSEL
Summersville 91-A Water & Sewer Reserve	08/13/91				67,525.69			
Summersville 91-B Water & Sewer Revenue	08/13/91	0.000 - 0.000	35,671	13,142	1,274.20	10/29	BNY	V&W
Summersville 91-B Water & Sewer Reserve	08/13/91				942.11			
Summersville 98-A Water & Sewer Revenue	01/06/98	0.000 - 0.000	639,000	352,269	5,771.94	12/37	UNB	V&W
Summersville 98-A Water & Sewer Reserve	01/06/98				16,396.38			
Sun Valley PSD 01-A Sewer Refunding Revenue	10/18/01	0.000 - 0.000	1,073,405	657,180	4,274.48	12/38	UNB	S&J
Sun Valley PSD 01-A Sewer Refunding Reserve	10/18/01				29,274.60			
Sun Valley PSD 10-A Sewer Reserve	07/13/10				20,528.17			
Sun Valley PSD 10-B Sewer Revenue	07/13/10	0.000 - 0.000	3,200,000	2,844,441	7,010.00	06/50	UNB	JK
Sun Valley PSD 10-B Sewer Reserve	07/13/10				37,170.47			
Sun Valley PSD 97-A Sewer Revenue	04/10/97	0.000 - 0.000	853,000	459,734	2,006.74	03/37	UNB	S&J
Sun Valley PSD 97-A Sewer Reserve	04/10/97				22,200.19			
Sun Valley PSD 10-A Water Reserve	01/14/10				50,809.65			
Sun Valley PSD 10-B Water Revenue	01/14/10	0.000 - 0.000	300,000	250,000	835.61	06/41	BPH	BRM
Sun Valley PSD 10-B Water Reserve	01/14/10				10,014.70			
Taylor County (Haymond) PSD 04-A Water Revenue	12/10/04	0.000 - 0.000	1,310,000	967,516	5,787.80	09/44	UNB	S&J
Taylor County (Haymond) PSD 04-A Water Reserve	12/10/04				35,089.94			
Taylor County (Haymond) PSD 04-B Water Revenue	12/10/04	0.000 - 0.000	378,397	252,265	2,132.71	06/36	UNB	S&J
Taylor County (Haymond) PSD 04-B Water Reserve	12/10/04				12,923.27			
Taylor County PSD 04-A Water Reserve	07/16/04				26,938.13			
Taylor County PSD 07-A Water Reserve	05/24/07				41,750.82			
Taylor County Schools 12 Ref GO	09/25/12	3.000 - 3.000	6,130,000	2,815,000	67,727.96	05/19	DTC	S&J
Taylor County Schools 12 Ref GO Sur Col	09/25/12				407,475.57			
Taylor County Schools 12 Ref Spec Surp	09/25/12				186,677.45			
Tennerton PSD 01-A Sewer Reserve	09/13/01				29,349.15			
Tennerton PSD 08-A Sewer Reserve	04/17/08				45,684.86			
Tennerton PSD 86-B Sewer Revenue	03/12/86	0.000 - 0.000	169,883	44,706	3,938.30	10/25	BNY	VWL

ACCOUNT NAME	ISSUE DATE	INTEREST RATE	ORIGINAL ISSUE	OUTSTANDING 6/30/2016	ACCT BALANCE 6/30/2016	LAST DEBT	PAYING AGENT	BOND COUNSEL
Tennerton PSD 86-B Sewer Reserve	03/12/86				4,474.67			
Tennerton PSD 97-A Sewer Revenue	09/18/97	2.000 - 2.000	585,627	69,623	7,864.18	06/18	DEP	S&J
Tennerton PSD 97-A Sewer Reserve	09/18/97				35,622.56			
Terra Alta 97-A Sewer System Design Revenue	10/07/97	2.000 - 2.000	400,000	53,366	4,361.68	09/18	DEP	S&J
Terra Alta 97-A Sewer System Design Reserve	10/07/97				24,349.80			
Terra Alta 99-A Sewer Revenue	07/22/99	0.000 - 0.000	200,000	47,500	1,073.76	03/21	DEP	S&J
Terra Alta 99-A Sewer Reserve	07/22/99				10,014.19			
Terra Alta 99-B Sewer Revenue	07/22/99	0.000 - 0.000	4,780,000	2,855,582	12,500.58	06/39	UNB	S&J
Terra Alta 99-B Sewer Reserve	07/22/99				128,380.23			
Terra Alta 10-A Water Revenue	02/16/10	0.000 - 0.000	823,639	716,659	1,787.95	12/49	UNB	S&J
Terra Alta 10-A Water Reserve	02/16/10				10,889.14			
Terra Alta 98-A Water Revenue	03/30/98	0.000 - 0.000	520,000	284,841	1,525.87	12/37	UNB	S&J
Terra Alta 98-A Water Reserve	03/30/98				16,148.43			
Thomas 97-A Sewer Revenue	12/17/97	0.000 - 0.000	1,500,000	610,410	5,894.17	06/29	DEP	S&J
Thomas 97-A Sewer Reserve	12/17/97				48,871.21			
Thomas 88 Water Reserve	04/07/88				5,239.73			
Thomas 88 Water Depreciation	04/07/88				63,504.89			
Tomlinson PSD 04-A Water Revenue	03/09/04	0.000 - 0.000	1,353,815	975,802	6,874.59	03/44	UNB	S&J
Tomlinson PSD 04-A Water Reserve	03/09/04				35,180.39			
Tomlinson PSD 04-B Water Revenue	03/09/04	5.000 - 5.000	669,500	591,318	21,426.18	10/43	BBT	S&J
Tomlinson PSD 04-B Water Reserve	03/09/04				39,709.08			
Tomlinson PSD 10-A Water Revenue	08/06/10	5.000 - 5.000	100,000	69,626	1,572.24	08/25	FARMERS:BH	S&J
Tomlinson PSD 10-A Water Reserve	08/06/10				9,493.36			
Tunnelton 02 Sewer Reserve	04/19/02				16,006.62			
Tunnelton 16-A Sewer Reserve	06/03/16				0.00			
Tunnelton 90 Water Reserve	05/03/90				28,051.77			
Tyler County (Friendly) PSD 04-A Sewer Revenue	09/28/04	0.000 - 0.000	252,100	181,447	577.65	09/44	UNB	S&J

ACCOUNT NAME	ISSUE DATE	INTEREST RATE	ORIGINAL ISSUE	OUTSTANDING 6/30/2016	ACCT BALANCE 6/30/2016	LAST DEBT	PAYING AGENT	BOND COUNSEL
Tyler County (Friendly) PSD 04-A Sewer Reserve	09/28/04				6,432.50			
Tyler County (Friendly) PSD 05-A Water Revenue	03/11/05	0.000 - 0.000	300,000	222,580	653.22	03/45	UNB	S&J
Tyler County (Friendly) PSD 05-A Water Reserve	03/11/05				7,752.02			
Tyler County (Friendly) PSD 08-A Water Revenue	12/04/08	0.000 - 0.000	2,450,000	2,054,825	5,331.42	12/48	UNB	S&J
Tyler County (Friendly) PSD 08-A Water Reserve	12/04/08				41,058.73			
Tyler County (Friendly) PSD 12-A Water Reserve	04/19/12				15,273.61			
Tyler County (Friendly) PSD 94-A Water Reserve	06/22/94				19,863.60			
Tyler County (Friendly) PSD 94-B Water Reserve	11/03/94				4,261.18			
Tyler County (Friendly) PSD 97 Water Reserve	06/11/97				27,578.41			
Union PSD 09-A Sewer Reserve	11/20/09				103,655.23			
Union PSD 09-C Sewer Revenue	11/20/09	0.000 - 0.000	3,074,294	2,344,143	14,157.80	09/31	DEP	JK
Union PSD 09-C Sewer Reserve	11/20/09				74,408.61			
Union PSD 91-A Sewer Revenue	08/28/91	8.100 - 8.100	2,139,656	1,498,224	76,631.50	10/29	BNY	JK
Union PSD 91-A Sewer Reserve	08/28/91				183,049.16			
Union PSD 91-B Sewer Revenue	08/28/91	7.750 - 7.750	4,229,604	3,118,057	139,557.25	10/31	BNY	JK
Union PSD 91-B Sewer Reserve	08/28/91				347,104.82			
Union PSD 91-C Sewer Revenue	08/28/91	0.000 - 0.000	237,602	93,436	4,639.69	10/31	BNY	JK
Union PSD 91-C Sewer Reserve	08/28/91				6,167.19			
Union-Williams PSD 00 Sewer Revenue	12/15/00	0.000 - 0.000	412,000	205,980	0.00	06/31	DEP	BRM
Union-Williams PSD 00 Sewer Reserve	12/15/00				11,630.22			
Union-Williams PSD 04-A Sewer Revenue	02/19/04	0.000 - 0.000	15,596,291	10,007,620	0.00	09/35	DEP	BRM
Union-Williams PSD 04-A Sewer Reserve	02/19/04				348,952.93			
Union-Williams PSD 04-B Sewer Revenue	02/19/04	0.000 - 0.000	1,900,000	1,366,013	0.00	12/43	UNB	BRM
Union-Williams PSD 04-B Sewer Reserve	02/19/04				37,416.39			
Union-Williams PSD 07 Sewer Revenue	03/29/07	0.000 - 0.000	284,652	284,652	0.00	06/38	UNB	BRM
Union-Williams PSD 07 Sewer Reserve	03/29/07				0.00			
Union-Williams PSD 91 Sewer Reserve	04/16/91				31,858.12			

ACCOUNT NAME	ISSUE DATE	INTEREST RATE	ORIGINAL ISSUE	OUTSTANDING 6/30/2016	ACCT BALANCE 6/30/2016	LAST DEBT	PAYING AGENT	BOND COUNSEL
Union-Williams PSD 13 Water Refunding Revenue	05/23/13	2.000 - 4.750	3,520,000	3,150,000	156,782.67	12/37	DTC	BRM
Union-Williams PSD 13 Water Refunding Reserve	05/23/13				140,440.88			
Union-Williams PSD 15 Water Revenue	07/01/15	3.190 - 3.190	1,915,000	1,822,369	26,819.23	07/30	BBT:BH	BRM
Union-Williams PSD 15 Water Reserve	07/01/15				17,434.03			
Valley Falls PSD 06-A Water Refunding Reserve	11/22/06				32,199.89			
Valley Falls PSD 07-A Water Revenue	01/12/07	0.000 - 0.000	4,878,315	3,658,731	361.29	06/40	UNB	S&J
Valley Falls PSD 07-A Water Reserve	01/12/07				122,101.56			
Vienna 13-A Water & Sewer Revenue	11/14/13	2.000 - 2.000	1,850,308	1,773,723	10,364.90	06/35	DEP	S&J
Vienna 13-A Water & Sewer Reserve	11/14/13				12,259.53			
Vienna 14-A Water & Sewer Revenue	05/14/14	2.340 - 2.340	1,030,000	843,729	9,687.63	06/24	BBT:BH	S&J
Vienna 14-A Water & Sewer Reserve	06/14/14				103,171.75			
Vienna 15-A Water & Sewer Revenue	03/25/15	3.000 - 3.000	1,416,600	1,412,542	7,888.93	06/36	UNB	S&J
Vienna 15-A Water & Sewer Reserve	03/25/15				94,519.74			
Vienna 15-C Water & Sewer Reserve	03/25/15				0.00			
Walton PSD 05 Water Reserve	04/14/05				4,744.91			
Walton PSD 08 Water Reserve	07/03/08				2,855.71			
War 99-A Lot 2 Sewer Revenue	06/25/99	0.000 - 0.000	724,274	432,688	13,127.04	06/39	UNB	G&G
War 99-A Sewer Revenue	06/25/99	0.000 - 0.000	245,726	146,774	4,455.15	06/39	UNB	G&G
War 99-A & 99-A Lot 2 Sewer Reserve	06/25/99				25,277.82			
War 08-A Water Revenue	06/26/08	0.000 - 0.000	215,300	173,312	457.51	06/48	UNB	S&J
War 08-A Water Reserve	06/26/08				5,455.27			
War 11-A Water Reserve	01/27/11				15,731.23			
War 11-B Water Reserve	01/27/11				5,720.43			
Wardensville 09-A Sewer Revenue	12/02/09	0.000 - 0.000	279,782	241,871	2,107.68	12/49	DEP	JK
Wardensville 09-A Sewer Reserve	12/02/09				3,981.22			
Wardensville 79 Sewer Reserve	07/25/80				14,761.37			
Wardensville 08-A Water Revenue	12/10/08	0.000 - 0.000	1,550,000	1,227,075	4,956.91	03/40	BPH	S&J

ACCOUNT NAME	ISSUE DATE	INTEREST RATE	ORIGINAL ISSUE	OUTSTANDING 6/30/2016	ACCT BALANCE 6/30/2016	LAST DEBT	PAYING AGENT	BOND COUNSEL
Wardensville 08-A Water Reserve	12/10/08				32,767.32			
Warm Springs PSD 02-A Sewer Revenue	06/25/02	0.000 - 0.000	1,316,000	745,716	3,963.46	06/33	DEP	JK
Warm Springs PSD 02-A Sewer Reserve	06/25/02				43,938.58			
Warm Springs PSD 07-A Sewer Revenue	02/28/07	0.000 - 0.000	8,290,000	3,468,325	18,117.26	09/32	UNB	JK
Warm Springs PSD 07-A Sewer Reserve	02/28/07				170,014.68			
Warm Springs PSD 07-C Sewer Revenue	02/28/07	0.000 - 0.000	3,000,000	2,706,492	3,968.92	12/38	DEP	JK
Warm Springs PSD 07-C Sewer Reserve	02/28/07				143,329.21			
Warm Springs PSD 78 Sewer Reserve	08/14/78				78,259.85			
Warm Springs PSD 89 Sewer Reserve	08/03/89				19,543.94			
Warm Springs PSD 98 Sewer Reserve	11/19/98				22,068.06			
Wayne 12-A Sewer Reserve	12/17/12				11,885.57			
Wayne 04-A Water Reserve	10/21/04				69,707.60			
Wayne 04-B Water Revenue	10/21/04	0.000 - 0.000	1,925,000	1,251,250	6,300.78	12/35	BPH	S&J
Wayne 04-B Water Reserve	10/21/04				62,211.83			
Wayne 07-A Water Revenue	06/14/07	1.000 - 1.000	193,394	193,394	0.00	12/39	UNB	S&J
Wayne 07-A Water Reserve	06/14/07				52,630.46			
Wayne County Building Comm 13-A Lease Reserve	11/18/13				5,242.84			
Wayne County Schools 14 GO	09/25/14	2.000 - 5.000	18,000,000	16,130,000	0.00	06/29	DTC	S&J
Wayne County Schools 14 GO Suplus Collections	09/25/14				457,895.75			
Webster County EDA 11-A Water Revenue	04/11/11	0.000 - 0.000	890,000	787,228	1,871.63	03/51	UNB	S&J
Webster County EDA 11-A Water Reserve	04/11/11				0.14			
Weirton 07-A Sewer Revenue	04/11/07	2.000 - 2.000	4,199,404	2,667,181	68,639.89	03/28	DEP	S&J
Weirton 07-A Sewer Reserve	04/11/07				255,502.31			
Weirton 13-A Sewer Revenue	09/25/13	2.000 - 2.000	5,904,000	5,661,375	38,407.47	06/35	DEP	S&J
Weirton 13-A Sewer Reserve	09/25/13				38,916.19			
Weirton 06-A Water Revenue	04/25/06	2.000 - 2.000	2,555,000	1,653,327	15,469.28	06/28	BPH	S&J
Weirton 06-A Water Reserve	04/25/06				126,000.81			

ACCOUNT NAME	ISSUE DATE	INTEREST RATE	ORIGINAL ISSUE	OUTSTANDING 6/30/2016	ACCT BALANCE 6/30/2016	LAST DEBT	PAYING AGENT	BOND COUNSEL
Weirton 09-A Water Revenue	11/19/09	2.000 - 2.000	2,496,208	1,990,191	29,508.11	09/31	BPH	S&J
Weirton 09-A Water Reserve	11/19/09				74,746.25			
Weirton 16-A Water Revenue	04/15/16	3.520 - 3.520	2,900,000	2,896,375	16,999.99	05/36	WESBK-WHEEL	S&J
Weirton 16-A Water Reserve	04/15/16				3,391.34			
Weirton 91-A Water Revenue	05/23/91	8.100 - 8.100	4,784,000	418,126	435,327.97	10/16	BNY	S&J
Weirton 98-A Water Revenue	04/08/98	2.000 - 2.000	2,190,000	386,696	13,497.33	06/19	DEP	S&J
Weirton 98-A Water Reserve	04/08/98				133,320.41			
Welch 08-A Sewer Revenue	05/06/08	0.000 - 0.000	2,000,000	1,671,050	4,830.52	03/48	DEP	S&J
Welch 08-A Sewer Reserve	05/06/08				53,478.39			
Welch 13-A Sewer Revenue	05/06/13	0.000 - 0.000	4,039,789	3,906,754	9,770.78	03/53	DEP	S&J
Welch 13-A Sewer Reserve	05/06/13				14,204.93			
Welch 09-A Water Revenue	12/18/09	0.000 - 0.000	625,000	520,820	3,438.01	06/41	BPH	S&J
Welch 09-A Water Reserve	12/18/09				10,785.97			
Welch 09-C Water Revenue	12/18/09	0.000 - 0.000	461,674	401,714	1,978.65	12/49	UNB	S&J
Welch 09-C Water Reserve	12/18/09				6,207.69			
Welch 14-A Water Revenue	02/20/14	0.500 - 0.500	310,000	297,990	1,140.26	03/45	BPH	S&J
Welch 14-A Water Reserve	02/20/14				1,486.15			
Welch 15-A Water Revenue	06/17/15	0.500 - 0.500	3,540,088	2,141,105	0.00	12/46	BPH	S&J
Welch 15-A Water Reserve	06/17/15				0.00			
Wellsburg 10-A Water & Sewer Revenue	10/27/10	2.000 - 2.000	215,000	169,008	1,520.13	06/31	BPH	S&J
Wellsburg 10-A Water & Sewer Reserve	10/27/10				6,657.49			
Wellsburg 11-A Water & Sewer Revenue	02/24/11	0.000 - 0.000	307,661	273,241	749.52	03/50	DEP	S&J
Wellsburg 11-A Water & Sewer Reserve	02/24/11				8,114.94			
Wellsburg 12-A Water & Sewer Revenue	03/01/12	2.000 - 2.000	2,435,000	2,181,039	15,872.02	12/33	BPH	S&J
Wellsburg 12-A Water & Sewer Reserve	03/01/12				53,387.63			
Wellsburg 15-A Water & Sewer Revenue	09/30/15	0.500 - 0.500	4,000,000	2,250,172	0.00	06/46	DEP	S&J
Wellsburg 15-A Water & Sewer Reserve	09/30/15				0.00			

ACCOUNT NAME	ISSUE DATE	INTEREST RATE	ORIGINAL ISSUE	OUTSTANDING 6/30/2016	ACCT BALANCE 6/30/2016	LAST DEBT	PAYING AGENT	BOND COUNSEL
West Dunbar PSD 77-A Sewer Revenue	07/01/77	5.625 - 5.625	426,000	50,000	49,350.86	07/17	FED RES-RHMD	JK
West Dunbar PSD 77-A Sewer Reserve	07/01/77				2,189.90			
West Dunbar PSD 93 Sewer Reserve	03/18/93				963.81			
West Hamlin 07-A Water & Sewer Reserve	06/28/07				25,181.16			
West Hamlin 80 Water & Sewer Reserve	12/15/80				42,575.92			
West Union 02 Water & Sewer Revenue	08/29/02	0.000 - 0.000	810,000	543,484	1,986.21	06/42	UNB	BRM
West Union 02 Water & Sewer Reserve	08/29/02				20,917.21			
West Union 98-C Water & Sewer Revenue	12/15/98	0.000 - 0.000	2,075,000	1,204,830	5,936.07	12/38	UNB	S&J
West Union 98-C Water & Sewer Reserve	12/15/98				53,584.61			
Weston 00-A Sewer Revenue	12/20/00	0.000 - 0.000	3,192,097	1,702,441	10,305.72	06/32	DEP	JK
Weston 00-A Sewer Reserve	12/20/00				106,667.12			
Weston 00-B Sewer Revenue	12/20/00	0.000 - 0.000	6,250,000	3,977,240	14,625.63	12/40	UNB	JK
Weston 00-B Sewer Reserve	12/20/00				162,725.09			
Weston 05-A Sewer Revenue	06/24/05	0.000 - 0.000	597,037	446,815	1,298.20	06/45	UNB	JK
Weston 05-A Sewer Reserve	06/24/05				15,180.14			
Weston 07-A Sewer Revenue	09/18/07	0.000 - 0.000	3,047,000	2,453,420	6,626.75	06/47	UNB	S&J
Weston 07-A Sewer Reserve	09/18/07				60,424.77			
Weston 11-A Sewer Revenue	08/16/11	0.000 - 0.000	1,168,000	1,034,639	2,541.34	06/51	UNB	S&J
Weston 11-A Sewer Reserve	08/16/11				11,573.22			
Weston 11-B Sewer Revenue	08/16/11	0.000 - 0.000	741,679	648,964	2,241.88	09/42	DEP	S&J
Weston 11-B Sewer Reserve	08/16/11				9,492.18			
Weston 13-A Sewer Revenue	02/01/13	0.000 - 0.000	586,986	528,631	1,914.37	06/41	DEP	S&J
Weston 13-A Sewer Reserve	02/01/13				6,020.39			
Weston 96 Sewer Revenue	12/10/96	0.000 - 0.000	1,274,287	95,571	5,869.11	12/17	DEP	JK
Weston 96 Sewer Reserve	12/10/96				63,861.42			
Wetzel County PSD #1 06-A Water Reserve	06/27/06				43,617.17			
Wetzel County PSD #1 13-A Water Revenue	07/12/13	1.000 - 1.000	1,048,000	896,610	4,495.49	06/53	UNB	S&J

ACCOUNT NAME	ISSUE DATE	INTEREST RATE	ORIGINAL ISSUE	OUTSTANDING 6/30/2016	ACCT BALANCE 6/30/2016	LAST DEBT	PAYING AGENT	BOND COUNSEL
Wetzel County PSD #1 13-A Water Reserve	07/12/13				33,066.90			
Wetzel County PSD #1 93-A Water Revenue	06/28/93	7.750 - 7.750	154,839	114,147	7,159.44	10/31	BNY	S&J
Wetzel County PSD #1 93-A Water Reserve	06/28/93				12,708.86			
Wetzel County PSD #1 93-B Water Revenue	06/28/93	0.000 - 0.000	5,161	2,117	571.73	10/31	BNY	S&J
Wetzel County PSD #1 93-B Water Reserve	06/28/93				236.35			
Wheeling 15 Civic Center Refunding GO	09/02/15	2.000 - 2.600	1,860,000	1,720,000	48,391.17	05/28	DTC	S&J
Wheeling 05-A Water & Sewer Revenue	05/03/05	2.000 - 2.000	14,500,000	8,329,121	104,677.67	12/26	DEP	S&J
Wheeling 05-A Water & Sewer Reserve	05/03/05				856,541.85			
Wheeling 10-B Water & Sewer Revenue	12/14/10	2.000 - 2.000	8,356,000	7,065,293	53,261.05	03/32	DEP	S&J
Wheeling 10-B Water & Sewer Reserve	12/14/10				188,069.09			
Wheeling 13 Water & Sewer Refunding Revenue	05/30/13	2.000 - 5.000	38,255,000	35,855,000	185,409.95	06/43	DTC	S&J
Wheeling 13 Water & Sewer Refunding Reserve	05/30/13				2,227,080.01			
Wheeling 15-A Water & Sewer Refunding Revenue	09/02/15	2.200 - 4.000	8,030,000	8,030,000	24,234.31	06/36	DTC	S&J
Wheeling 15-A Water & Sewer Refunding Reserve	09/02/15				540,720.03			
Wheeling 15-B Water & Sewer Refunding Revenue	09/02/15	0.850 - 3.000	2,425,000	2,150,000	36,894.23	06/22	DTC	S&J
Wheeling 15-B Water & Sewer Refunding Reserve	09/02/15				163,277.42			
White Oak PSD 92-A Sewer Revenue	08/12/92	7.750 - 7.750	319,355	235,428	12,719.84	10/31	BNY	S&J
White Oak PSD 92-A Sewer Reserve	08/12/92				26,212.15			
White Oak PSD 92-B Sewer Revenue	08/12/92	0.000 - 0.000	10,645	4,367	242.91	10/31	BNY	S&J
White Oak PSD 92-B Sewer Reserve	08/12/92				273.37			
White Sulphur Springs 09-A Sewer Revenue	04/09/09	0.000 - 0.000	3,842,675	3,067,751	13,649.43	06/40	DEP	JK
White Sulphur Springs 09-A Sewer Reserve	04/09/09				78,749.18			
White Sulphur Springs 16-A Sewer Revenue	06/17/16	2.000 - 2.000	1,393,114	73,656	0.00	09/37	DEP	JK
White Sulphur Springs 16-A Sewer Reserve	12/01/17				0.00			
White Sulphur Springs 11-B Water Revenue	04/14/11	0.000 - 0.000	8,000,000	7,101,483	26,216.28	09/42	BPH	JK
White Sulphur Springs 11-B Water Reserve	04/14/11				154,010.09			
Whitmer 10-A Water Revenue	01/21/10	0.000 - 0.000	370,000	311,404	1,028.40	09/41	BPH	S&J

ACCOUNT NAME	ISSUE DATE	INTEREST RATE	ORIGINAL ISSUE	OUTSTANDING 6/30/2016	ACCT BALANCE 6/30/2016	LAST DEBT	PAYING AGENT	BOND COUNSEL
Whitmer 10-A Water Reserve	01/21/10				16,085.56			
Wilderness PSD 01-A Water Reserve	08/08/01				69,722.28			
Wilderness PSD 15-A Water Revenue	08/12/15	0.500 - 0.500	1,905,856	1,738,403	0.00	12/46	BPH	JK
Wilderness PSD 15-A Water Reserve	08/12/15				0.00			
Wilderness PSD 79 Water Reserve	05/17/79				43,692.98			
Wilderness PSD 92 Water Reserve	07/15/92				20,668.51			
Wilderness PSD 97 Water Reserve	09/18/97				41,418.05			
Williamson 09-A Water & Sewer Reserve	07/02/09				28,600.91			
Williamson 86-B Water & Sewer Revenue	05/28/86	0.000 - 0.000	698,295	183,762	14,274.97	10/25	BNY	G&G
Williamson 86-B Water & Sewer Reserve	05/28/86				18,439.69			
Williamson 86-C Water & Sewer Reserve	05/28/86				106,209.54			
Williamson 96-A Water & Sewer Refunding Revenue	10/01/96	3.800 - 5.500	1,840,000	965,000	71,615.35	10/25	BNY	V&W
Williamson 96-A Water & Sewer Refunding Reserve	10/01/96				130,062.71			
Williamstown 05-A Sewer Revenue	06/02/05	2.000 - 2.000	230,282	123,719	2,336.34	03/26	DEP	S&J
Williamstown 05-A Sewer Reserve	06/02/05				14,011.75			
Williamstown 09-A Sewer Revenue	12/09/09	0.000 - 0.000	800,000	696,100	2,072.90	12/49	DEP	G&G
Williamstown 09-A Sewer Reserve	12/09/09				16,665.81			
Williamstown 15-A Sewer Revenue	09/30/15	2.000 - 2.000	336,500	65,349	1,843.08	09/36	DEP	STB
Williamstown 15-A Sewer Reserve	09/30/15				168.75			
Williamstown 87-A1 Sewer Revenue	06/25/87	8.380 - 8.380	659,637	406,553	30,629.72	10/26	BNY	BRD
Williamstown 87-A1 Sewer Reserve	06/25/87				58,109.12			
Williamstown 87-A Sewer Revenue	06/25/87	9.750 - 9.750	15,551	9,729	854.14	10/25	BNY	BRD
Williamstown 87-A Sewer Reserve	06/25/87				1,573.73			
Williamstown 87-B Sewer Revenue	06/25/87	0.000 - 0.000	169,539	48,928	4,672.01	10/26	BNY	BRD
Williamstown 87-B Sewer Reserve	06/25/87				7,030.04			
Winfield 03 Sewer Revenue	01/09/03	2.000 - 2.000	99,250	38,009	662.56	03/23	DEP	G&G
Winfield 03 Sewer Reserve	01/09/03				6,042.10			

ACCOUNT NAME	ISSUE DATE	INTEREST RATE	ORIGINAL ISSUE	OUTSTANDING 6/30/2016	ACCT BALANCE 6/30/2016	LAST DEBT	PAYING AGENT	BOND COUNSEL
Winfield 04 Sewer Revenue	09/16/04	2.000 - 2.000	500,000	256,089	2,757.81	09/25	DEP	G&G
Winfield 04 Sewer Reserve	09/16/04				30,579.36			
Winfield 09-A Sewer Revenue	08/26/09	0.000 - 0.000	1,214,966	896,034	10,373.59	03/31	DEP	S&J
Winfield 09-A Sewer Reserve	08/26/09				32,974.03			
Winfield 86-A Sewer Revenue	12/15/86	8.380 - 8.380	381,884	235,366	17,720.87	10/26	BNY	VWL
Winfield 86-A Sewer Reserve	12/15/86				33,595.83			
Winfield 86-B Sewer Revenue	12/15/86	0.000 - 0.000	93,666	27,114	6,109.50	10/26	BNY	VWL
Winfield 86-B Sewer Reserve	12/15/86				6,169.04			
Wood County Schools 13 Refunding GO	05/22/13	1.500 - 5.000	19,300,000	11,670,000	0.00	05/20	DTC	STB
Wood County Schools 13 Refunding GO Sur Col	05/22/13				1,976,673.60			
WV American Water Company 10-A Water Revenue Note	01/28/10	0.000 - 0.000	1,925,000	1,467,803	8,028.46	09/31	BPH	JK
WV American Water Company 10-A Water Reserve	01/28/10				0.00			
WV Higher Education 07-A Refunding Revenue	04/17/07	4.000 - 5.000	25,915,000	17,130,000	6,743.06	04/27	DTC	STB
WV Higher Education Facilities 10-A Revenue	12/23/10	3.500 - 5.000	16,520,000	16,520,000	6,319.82	04/26	DTC	STB
WV Higher Education Facilities 10-B Revenue	12/23/10	7.450 - 7.650	50,265,000	50,265,000	0.00	04/40	DTC	STB
WV Higher Education Facilities 10-B Reserve	12/23/10				1,037,007.38			
WV Higher Education Facilities 10-C Revenue	12/23/10	2.140 - 5.280	10,080,000	3,000,000	6,795.28	04/18	DTC	STB
WV Higher Education Policy 12-A Revenue	06/12/12	2.000 - 5.000	124,190,000	115,100,000	8,607.58	04/34	DTC	STB
WV Higher Education Policy 12-B Revenue	06/12/12	2.000 - 4.000	7,975,000	6,985,000	7,457.09	04/34	DTC	STB

ACTIVE BONDS FUNDED THROUGH DEBT FORGIVENESS

Issue Date		Issue Amount	Last DS*	Bond Holder
10/22/2015	Auburn 15 Design Funding Assistance Note	303,000	Open	DEP
10/29/2009	Bath Water Revenue, Series B	2,193,910	2021	BPH
09/18/2009	Beckley Sewer Revenue, Series B1	396,484	2020	DEP
09/18/2009	Beckley Sewer Revenue, Series B2	296,952	2020	DEP
09/25/2009	Belle Sewer Revenue, Series B	255,500	2020	DEP
08/29/2012	Beverly Water Revenue, Series B	50,000	Open	BPH
01/28/2010	Bluefield Sewer Revenue, Series B	2,883,295	2020	DEP
06/27/2013	Bluefield Sewer Revenue, Series B	229,550	Open	DEP
10/29/2015	Bluewell PSD Funding Assistance Note, Series A	420,000	Open	BPH
01/28/2010	Bridgeport Sewer Revenue, Series B	1,978,974	2020	DEP
10/02/2013	Capon Bridge Water Revenue, Series B	450,814	Open	BPH
01/22/2010	Canaan Valley PSD Sewer Revenue, Series B	1,958,455	2021	DEP
10/23/2009	Central Hampshire PSD Sewer Revenue, Series B	1,791,405	2020	DEP
01/22/2010	Central WV Regional Airport Authority Improvement Rev, Series B	1,093,787	2021	DEP
01/13/2010	Charles Town Water & Sewer Revenue, Series B (Admin Fee only)	100,000	2031	BPH
07/08/2009	Clarksburg Sewer Revenue, Series B	1,000,000	2020	DEP
06/18/2009	Claywood Park PSD Sewer Revenue, Series B	2,397,500	2020	DEP
06/02/2016	Claywood Park PSD Water Revenue, Series B	700,000	Open	BPH
01/27/2010	Coons Run PSD Water Revenue, Series B	1,200,000	2021	BPH
06/25/2013	Cowen PSD Water & Sewer Revenue, Series C	746,027	Open	BPH
11/21/2013	Cowen PSD Water & Sewer Design Funding Assistance	160,000	Open	IJDC
07/22/2011	Crab Orchard-MacArthur PSD Sewer Revenue, Series B	492,706	2022	DEP
01/22/2010	Davis Stormwater Revenue, Series B	270,925	2020	DEP
11/03/2011	Delbarton Sewer Revenue, Series B	2,000,000	Open	DEP
06/18/2009	Elkins Sewer Revenue, Series B	868,030	2020	DEP
01/21/2010	Fairmont Water Revenue, Series B	4,447,618	2021	BPH
01/28/2014	Flemington Sewer Revenue, Series B	1,011,275	Open	DEP
11/12/2009	Grantsville Sewer Revenue, Series B	2,200,300	2021	DEP
02/01/2013	Greater Marion PSD Sewer Revenue, Series B	1,997,679	Open	DEP
11/12/2013	Greater Paw Paw PSD Funding Assistance	1,576,695	Open	DEP
01/29/2010	Greater St. Albans PSD Sewer Revenue, Series B	2,807,210	2021	DEP
12/04/2009	Hamrick PSD Sewer Revenue, Series B	520,731	2020	DEP
07/21/2009	Harpers Ferry-Bolivar PSD Sewer Revenue, Series B	629,612	2020	DEP
09/26/2012	Hartford City Sewer Revenue, Series B	354,159	Open	DEP
08/29/2012	Hinton Sewer Revenue, Series B	500,000	Open	DEP
10/23/2009	Jane Lew PSD Water Revenue, Series B	429,399	2020	BPH
04/17/2014	Jefferson County PSD Water, Series B	1,073,246	Open	BPH
12/15/2009	Kanawha (Chelyan) PSD Sewer Revenue, Series B	2,537,569	2020	DEP
03/13/2014	Kenova Sewer Funding Assistance	1,021,754	Open	DEP
05/05/2009	Kermit Sewer Revenue, Series B	1,938,388	2019	DEP
07/25/2012	Kingwood Sewer Revenue, Series B	300,000	Open	DEP
11/20/2009	Leon Sewer Revenue, Series B	1,097,917	2021	DEP
01/27/2010	Lewisburg Water Revenue, Series B	1,982,850	2020	DEP
01/29/2010	Lincoln County Commission Green Project Note, Series B	718,626	2021	DEP
06/22/2012	Lincoln County Commission Green Reserve Project Note, Series A	726,160	2021	DEP
12/12/2013	Lincoln County Commission Green Project Note, Series A	657,888	Open	DEP
04/11/2013	Logan Sewer Revenue, Series B	415,702	Open	DEP
06/22/2012	Lubeck PSD Sewer Revenue, Series B	1,868,192	Open	DEP
09/10/2015	Lubeck PSD Water Design Funding Assistance Note	242,633	Open	BPH
08/26/2009	Malden PSD Sewer Revenue, Series B	6,614,965	2020	DEP
09/18/2009	Marlinton Water & Sewer Revenue, Series B	1,400,105	2020	DEP
06/18/2009	Marmet Sewer Revenue, Series B	3,940,466	2020	DEP

ACTIVE BONDS FUNDED THROUGH DEBT FORGIVENESS

Issue Date		Issue Amount	Last DS*	Bond Holder
09/02/2009	Mason Water & Sewer Revenue, Series B	555,200	2020	DEP
03/26/2012	Moorefield/Hardy County Authority Sewer Revenue, Series B	1,500,000	Open	DEP
01/28/2010	Morgantown Water & Sewer Revenue, Series B	81,600	2022	DEP
08/24/2012	Morgantown Water & Sewer Revenue, Series B	570,000	Open	BPH
11/12/2009	Nitro Sewer Revenue, Series B	1,125,000	2021	DEP
10/29/2009	North Beckley PSD Sewer Revenue, Series B	2,415,521	2021	DEP
05/24/2012	Oakland PSD Water Revenue, Series B	1,367,839	Open	BPH
09/29/2009	Oceana Sewer Revenue, Series B	195,897	2020	DEP
01/29/2015	Page-Kincaid PSD Water Revenue, Series B	750,000	Open	BPH
09/25/2009	Pennsboro Sewer Revenue, Series B	2,801,000	2020	DEP
12/11/2012	Pennsboro Sewer Revenue, Series B	26,725	Open	DEP
04/16/2009	Petersburg Water Revenue, Series B	5,000,000	Open	DEP
06/27/2013	Point Pleasant Water & Sewer Revenue, Series B	221,299	Open	DEP
07/23/2014	Pratt Sewer Revenue, Series B	717,350	Open	DEP
11/21/2012	Preston Cty PSD #4 Water Revenue, Series B	605,000	Open	BPH
11/14/2013	Preston Cty PSD Sewer Funding Assistance	1,592,282	Open	DEP
06/26/2009	Putnam PSD Sewer Revenue, Series B	1,050,000	2021	DEP
12/04/2009	Putnam PSD Water Revenue, Series B (Admin Fee only)	100,000	2030	BPH
03/15/2012	Reedsville Sewer Revenue, Series B	1,000,000	Open	DEP
01/14/2010	Salem Water Revenue, Series B	927,000	2021	BPH
12/18/2009	Scotts Run PSD Sewer Revenue, Series B	3,939,585	2021	DEP
11/22/2010	Shepherdstown Sewer Revenue, Series B	375,772	2020	DEP
02/27/2013	Sistersville Sewer Revenue, Series B	745,454	Open	DEP
11/20/2009	St Marys Water & Sewer Revenue, Series B	2,067,400	2021	DEP
03/20/2014	Stonewood Water Revenue, Series B	1,052,543	Open	BPH
01/07/2010	Sugar Creek PSD Water Revenue, Series B	396,500	2021	BPH
01/14/2010	Sun Valley PSD Water Revenue, Series C	1,773,000	2021	BPH
11/20/2009	Union PSD Sewer Revenue, Series B	1,363,613	2021	DEP
05/08/2013	War Funding Assistance	521,388	Open	DEP
12/02/2009	Wardensville Sewer Revenue, Series B	179,782	2021	DEP
12/18/2009	Welch Water Revenue, Series B	625,000	2021	DEP
04/14/2011	White Sulphur Springs Water Revenue, Series A	4,252,750	2022	BPH
01/21/2010	Whitmer Water Revenue, Series B	2,117,573	2021	BPH
01/31/2014	Wilderness PSD Design Funding Assistance Note, Series A	143,924	Open	IJDC
12/09/2009	Williamstown Sewer Revenue, Series B	660,000	2021	DEP
08/26/2009	Winfield Sewer Revenue, Series B	1,023,934	2021	DEP
01/28/2010	WV American Water Company Water Revenue Note, Series B	1,925,000	2021	BPH

*When Last DS is commented "Open", the issue is deemed no longer outstanding after the last advance is forgiven.

Disclaimer

All attempts have been made to assure the accuracy of the ARRA issues. No guarantee should be assumed.