


EIGHTY-NINTH
ANNUAL REPORT



WEST VIRGINIA MUNICIPAL BOND COMMISSION

ANNUAL SUMMARY OF RECEIPTS & DISBURSEMENTS
JULY 1, 2009 – JUNE 30, 2010

WEST VIRGINIA MUNICIPAL BOND COMMISSION

Suite 401
1207 Quarrier Street
Charleston WV 25301
(304) 558-3971
FAX (304) 558-1280
munibondcomm@state.wv.us
mbc.wv.gov

CRAIG GRIFFITH

STATE TAX COMMISSIONER, CHAIR

JOHN D. PERDUE

STATE TREASURER

GLEN B. GAINER III

STATE AUDITOR

JOHN ROACH

MEMBER

LARRY CHAPMAN

MEMBER

SARA L. BOARDMAN

EXECUTIVE DIRECTOR

MORGAN T. CLAY

ACCOUNTANT

CAROL L. KRAFT

RECONCILIATION ADMINISTRATOR

PATRICIA A. LANHAM

OFFICE ASSISTANT

**WEST VIRGINIA
MUNICIPAL BOND COMMISSION**

**Annual Summary of
Receipts and Disbursements
July 1, 2009 - June 30, 2010**

Account Numbers 7250 and 7251

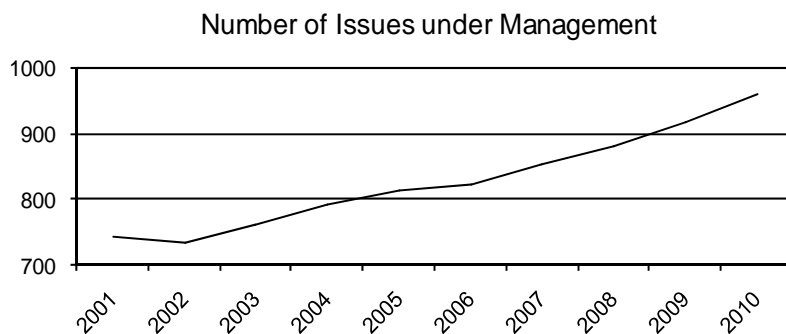
	FY 08-09	FY 09-10
Beginning Balance, July 1	\$ 191,889,636.61	\$ 182,661,626.90
Add: Remittances	184,959,002.98	187,298,276.08
Public Utility Taxes	4,923,999.42	4,695,244.59
Interest Earned on:		
Escrowed Investments	942,001.27	692,824.42
Pool Investments	2,016,579.01	182,011.78
Discount Earned on:		
Matured Escrowed Investments	0.00	0.00
Miscellaneous	0.00	0.00
Total Receipts	192,841,582.68	192,868,356.87
Beginning Balance plus Receipts	384,731,219.29	375,529,983.77
Less: Principal Paid	114,054,053.70	133,423,991.70
Interest Paid	59,735,349.16	59,899,786.23
Bondholder Adm Fee Paid	2,107,717.86	2,281,162.33
Premium Paid on:		
Matured Escrowed Investments	0.00	0.00
Bonds Retired Early	29,975.00	216,650.00
Refunds to Issuers	25,846,089.07	10,329,175.67
Bank Fees Paid	2,050.00	2,300.00
MBC Fees Paid	286,699.22	298,443.67
IMB Fees Paid	7,658.38	5,403.63
Miscellaneous	0.00	0.00
Total Disbursements	202,069,592.39	206,456,913.23
Ending Balance, June 30	\$ 182,661,626.90	\$ 169,073,070.54

THE MUNICIPAL BOND COMMISSION

Report of the Executive Director

In 1921, The West Virginia Legislature created the State Sinking Fund Commission to act as the fiscal agent/trustee for the bond issues of the State and its political subdivisions. The agency was charged with the responsibility of receiving the deposits of the various issuers, investing them for maximum return consistent with State statute and bond ordinance requirements, disbursing funds to the appropriate paying agent banks or bondholders to meet debt services, receiving and reconciling cancelled securities, maintaining and reporting the financial accounts of each depositor, and aiding the issuers in the management of their resources. The agency would encourage the financial growth of the State by helping to maintain a receptive financial market for West Virginia bond issues through professional management services and to provide a central information source. In 1977, the name of the Commission was changed to the Municipal Bond Commission.

The Commission is composed of five members: State Tax Commissioner Craig Griffith, Chairman; State Treasurer John D. Perdue, member; State Auditor Glen B. Gainer III, member; Larry Chapman of Gilmer County, member; and John Roach, former Mayor of Oceana, Wyoming County, member. The Commission elects an Executive Director who is responsible for the day to day operations of the Commission. The Commission meets periodically to oversee the operations of the staff.



Under State statute, the Commission is appointed as fiscal agent for all general obligation (tax levy) bond issues of the county commissions, municipalities, and school districts of the State. It determines levy requirements for all such issues each year. In the eighty-nine years since the creation of the Commission,

the State has not had a default or slow payment on any general obligation issue in the State.

The Commission is also appointed fiscal agent for revenue bond issues of municipalities and their utilities. Additional accounts are maintained for State agency revenue bonds including bridges, colleges and universities. The Commission also serves as fiscal agent for most, though not all, public service districts. It does not handle State general obligation bonds (roads and schools), State and local housing

bonds, Parkway Authority, School Building Authority bond issues, or any industrial development bond issues. The Commission works closely with the WV Infrastructure and Jobs Development Council, the Water Development Authority, the WV Department of Environmental Protection, and the WV Bureau of Public Health in the management of their water and sewer infrastructure projects. The Commission also maintains many reserve accounts for the US Department of Agriculture bond issues. At present 959, bond issues and 2542 accounts are under supervision.

For seventy-eight years, the Legislature has made a blanket appropriation annually to cover possible deficiencies that could arise in State and general obligation sinking fund accounts. This act, in part, reads:

Sinking Fund Deficiencies-There is hereby appropriated to the Governor a sufficient amount to meet a deficiency that may arise...in the funds of the Municipal Bond Commission because of the failure of any State agency for either general obligation or revenue bonds or any local taxing district for general obligation bonds to remit funds necessary for the payment of interest and sinking fund requirement. The Governor is authorized to transfer from time to time such amounts to the Municipal Bond Commission as may be necessary for (this purpose).

Standard & Poor has recognized this annual Legislative appropriation and the Commission's management as a Credit Enhancement Program, and has awarded all West Virginia general obligation bonds administered by the Commission a minimum rating of AA. S&P

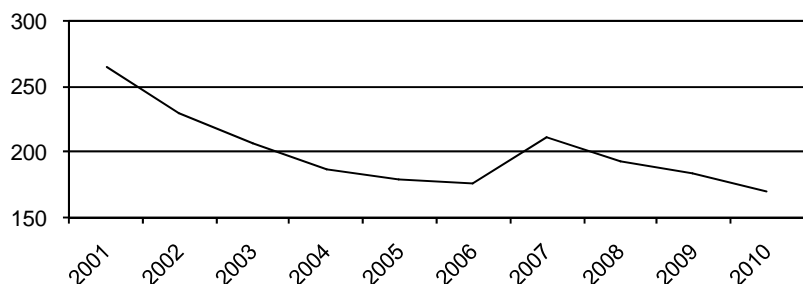
comments favorably on the Commission's oversight program of all local general obligation debt in this rating. Moody's has also recognized the supervision of the Commission.

The Commission also maintains discretionary accounts, called 7251, where State and local governments may deposit surplus funds for investment. All funds on deposit with the Commission are invested to earn interest. As of June 30, 2010, the Commission held the following managed assets:

Pool Investments	\$148,906,998.35
Escrowed Investments	<u>17,178,392.23</u>
Total Investments	\$166,085,390.58
Cash	<u>2,987,680.09</u>
Total Managed Assets	<u>\$169,073,070.67</u>

This is a decrease of 7.44% compared with a year earlier.

Total Managed Assets (in millions)



Pool investments of the Commission are held in a Government Money Market Pool, which is maintained at the Board of Treasury Investments. This Pool is limited to full faith and credit US Treasury and Agency investments of less than 13 months maturity, and has an average portfolio maturity not exceeding 90 days. The Pool is under the supervision of an outside professional investment manager. Other investments held by the Commission, primarily escrowed investments held in trust to defease specific bond issues, are maintained in separate accounts outside the Pool. These investments are made only at the direction of the issuers. The Pool's yield decreased for the fiscal year to an average of 0.11%.

RECENT DEVELOPMENTS

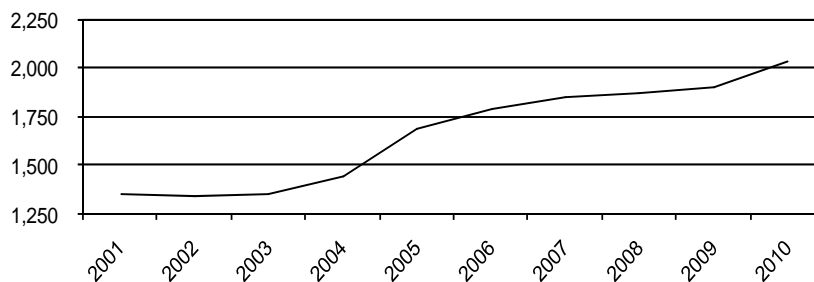
Our public website now contains statements on a monthly basis along with the established quarterly and annual statements. Begin this past September we added comments to each statement noting the principal outstanding or maximum reserve requirement for each bond issue.

Eighty-seven new issues were received during the year and forty-two paid out. Total issues managed at year end were 959, with original principal outstanding of \$2.539 billion. Current total principal outstanding of these issues is \$2.042 billion. Many issues have not yet drawn their full

Distribution of Issues		
Percent		Principal Outstanding
70.1	Water and/or Sewer	\$ 1,431,941,901
19.0	County Schools	387,785,000
9.2	Higher Education	187,595,000
<u>1.7</u>	Other	<u>34,181,972</u>
100.0		\$2,041,503,873

loan. Majority of the issues the Commission handles are Water and Sewer projects, followed by County Schools and Higher Education. The Commission handles a small number of issues for BANS, Parking, Improvements, Civic Center and Hospitals. The

Principal Outstanding of Bonds under Management (in millions)



Commission serves as fiscal agent for issues from every county in the state, as well as some State government issues. Of our 959 active issues, the Commission serves as paying agent for 939 issues (98%), and pays the remainder through 20 paying agent banks throughout the nation.

Continued increase in issues handled is expected in the coming years, as the State expands its infrastructure development and public services.

Since 1991, the Commission has financed its operations from fees assessed for its services. This fee is maintained at 26/100 of 1% of the debt service paid for each issue, with a maximum of no more than \$2,000 per issue or series per year.

STATEMENT OF 7250 DEBT SERVICE ACCOUNT

	Account Balance		Principal Outstanding June 30, 2010	% Chg in \$ Amount 2009-2010	Number of Issues	Prin Out Net of Escrow Issues June 30, 2010
	June 30, 2009	June 30, 2010				
<u>State Issues:</u>						
Colleges & Universities	9,045,121.09	1,266,683.12	\$ 187,595,000	-10.34%	4	\$ 187,595,000
<u>County Issues:</u>						
County Commission Revenue	434,378.39	461,678.28	34,789,990	+17.61%	12	34,789,990
County Commission General Obligation	208,579.48	178,609.71	930,000	-14.68%	1	930,000
County School General Obligation	47,045,052.18	44,089,980.48	387,785,000	+25.46%	23	379,890,000
	<u>47,688,010.05</u>	<u>44,730,268.47</u>	<u>423,504,990</u>		<u>36</u>	<u>415,609,990</u>
<u>Municipal Issues:</u>						
Municipal Revenue	67,028,297.37	69,465,013.30	746,857,182	+7.26%	464	746,745,677
Municipal General Obligation	289,789.28	357,957.70	2,180,000	-39.86%	1	2,180,000
	<u>67,318,086.65</u>	<u>69,822,971.00</u>	<u>749,037,182</u>		<u>465</u>	<u>748,925,677</u>
<u>Public Service Districts:</u>	40,779,231.55	42,585,641.99	681,366,701	+4.32%	454	680,106,701
Public Utility Taxes Suspense Account	2.25	0.00				
Bank Commission Suspense Account	195.32	197.57				
	<u>40,779,231.55</u>	<u>42,585,641.99</u>				
Total Assets:	<u>\$ 164,830,646.91</u>	<u>\$ 158,405,762.15</u>	<u>\$ 2,041,503,873</u>	<u>+7.33%</u>	<u>959</u>	<u>\$ 2,032,237,368</u>
Cash	\$ 8,713,764.56	\$ 2,980,414.01				
Escrowed Investments	24,561,718.43	17,178,392.23				
Pool Investments	131,555,163.92	138,246,956.03				
	<u>\$ 164,830,646.91</u>	<u>\$ 158,405,762.27</u>				
Percentage Change		-3.90%				

	<u>COUNTY COMMISSION BOND ISSUES</u>		
	<u>COLLEGES & UNIVERSITIES</u>	<u>GENERAL OBLIGATION</u>	<u>REVENUE</u>
Beginning Balance, July 1, 2009	\$ 9,045,121.09	\$ 208,579.48	\$ 434,378.39
Add: Remittances	24,437,127.00	99,301.37	2,475,301.81
Public Utility Taxes		87,348.59	0.00
Interest Earned on:			
Escrowed Investments	251,816.24	0.00	0.00
Pool Investments	7,957.66	251.42	1,100.60
Discount Earned on:			
Matured Escrowed Investments	0.00	0.00	0.00
Miscellaneous	0.00	0.00	0.00
Total Receipts	<u>24,696,900.90</u>	<u>186,901.38</u>	<u>2,476,402.41</u>
Beginning Balance plus Receipts	33,742,021.99	395,480.86	2,910,780.80
Less: Principal Paid	21,635,000.00	160,000.00	1,353,436.42
Interest Paid	10,182,887.50	56,308.75	1,075,771.26
Bondholder Adm Fee Paid	0.00	0.00	13,543.68
Premium Paid on:			
Matured Escrowed Investments	0.00	0.00	0.00
Bonds Retired Early	69,700.00	0.00	0.00
Refunds to Issuers	576,425.78	0.00	0.00
Bank Fees Paid	0.00	0.00	0.00
MBC Fees Paid	10,000.00	562.40	6,351.16
IMB Fees Paid	1,325.59	0.00	0.00
Miscellaneous	0.00	0.00	0.00
Total Disbursements	<u>32,475,338.87</u>	<u>216,871.15</u>	<u>2,449,102.52</u>
Ending Balance, June 30, 2010	<u>\$ 1,266,683.12</u>	<u>\$ 178,609.71</u>	<u>\$ 461,678.28</u>

COUNTY AND LOCAL

7250

COUNTY SCHOOL DISTRICTS	PUBLIC SERVICE DISTRICTS	MUNICIPAL BOND ISSUES		TOTAL
		GENERAL OBLIGATION	REVENUE	
\$ 47,045,052.19	\$ 40,779,231.55	\$ 289,789.28	\$ 67,028,297.36	\$ 164,830,449.34
36,917,238.79	41,760,526.74	1,480,448.82	80,062,569.81	187,232,514.34
4,424,697.52	0.00	183,198.48	0.00	4,695,244.59
318,549.64	58,500.86	0.00	63,957.68	692,824.42
45,043.44	42,810.68	360.37	70,267.82	167,791.99
0.00	0.00	0.00	0.00	0.00
0.00	0.00	0.00	15,359.33	15,359.33
<u>41,705,529.39</u>	<u>41,861,838.28</u>	<u>1,664,007.67</u>	<u>80,212,154.64</u>	<u>192,803,734.67</u>
88,750,581.58	82,641,069.83	1,953,796.95	147,240,452.00	357,634,184.01
29,550,000.00	26,100,501.31	1,445,000.00	53,180,053.97	133,423,991.70
13,804,875.84	12,519,549.07	147,447.50	22,112,946.31	59,899,786.23
0.00	841,881.74	0.00	1,425,736.91	2,281,162.33
0.00	0.00	0.00	0.00	0.00
0.00	0.00	0.00	146,950.00	216,650.00
1,255,052.02	483,691.85	441.61	769,911.28	3,085,522.54
1,450.00	0.00	500.00	350.00	2,300.00
46,240.82	94,038.55	2,450.14	138,800.60	298,443.67
2,982.42	405.99	0.00	689.63	5,403.63
0.00	15,359.33	0.00	0.00	15,359.33
<u>44,660,601.10</u>	<u>40,055,427.84</u>	<u>1,595,839.25</u>	<u>77,775,438.70</u>	<u>199,228,619.43</u>
<u>\$ 44,089,980.48</u>	<u>\$ 42,585,641.99</u>	<u>\$ 357,957.70</u>	<u>\$ 69,465,013.30</u>	<u>\$ 158,405,564.58</u>

7251	DEPOSITS FOR INVESTMENT			7251
	<u>STATE</u>	<u>LOCAL CURRENT EXPENSE</u>	<u>LOCAL CAP. OUTLAY & PERM. IMP.</u>	<u>7251 GRAND TOTAL</u>
Beginning Balance July 1, 2009	\$ 6,108,593.88	\$ 11,574,042.33	\$ 148,343.78	\$ 17,830,979.99
Add: Remittance	0.00	65,761.74	0.00	65,761.74
Int. Earned Pool	<u>4,249.51</u>	<u>9,819.26</u>	<u>151.02</u>	<u>14,219.79</u>
Beginning Balance plus Receipts	6,112,843.39	11,649,623.33	148,494.80	17,910,961.52
Less: Refunds	<u>3,678,380.41</u>	<u>3,557,460.98</u>	<u>7,811.74</u>	<u>7,243,653.13</u>
Ending Balance June 30, 2010	<u>\$ 2,434,462.98</u>	<u>\$ 8,092,162.35</u>	<u>\$ 140,683.06</u>	<u>\$ 10,667,308.39</u>

SUMMARY OF INVESTMENTS OUTSTANDING AS OF JUNE 30, 2010

(All investments for 7251 are in the Board of Treasury
Investment's Government Money Market Pool, and are carried at cost.)

<u>Account</u>	<u>June 30, 2009</u>	<u>June 30, 2010</u>
State Discretionary	\$ 6,107,788.01	\$ 2,434,037.53
Local Current Expense	11,569,440.99	8,086,160.25
Capitol Outlay/Permanent Impr.	<u>147,693.52</u>	<u>139,844.54</u>
Total Investments	17,824,922.52	10,660,042.32
Cash	<u>6,057.47</u>	<u>7,266.08</u>
Total	<u>\$ 17,830,979.99</u>	<u>\$ 10,667,308.40</u>

7250

SUMMARY OF INVESTMENTS AS OF JUNE 30, 2010
(at cost)

7250

	<u>June 30, 2009</u>	<u>June 30, 2010</u>
Investment Pool	\$ 149,380,086.44	\$ 138,246,956.03
Escrowed Investments:		
College Revenues:		
WV State College System 97-A	7,198,546.00	0.00
Public Service District Revenues:		
Jefferson 03-A Sewer	1,338,168.00	1,285,424.00
Municipal Revenues:		
Fairmont 98 & 99 Water Reserve	0.00	2,544,541.80
Fayetteville 93-A Water Revenue	156,544.00	118,576.00
County School General Obligation:		
Jefferson 89	1,686,195.00	0.00
Ohio 93	14,182,265.43	13,229,850.43
Total Escrowed Investments:	<u>24,561,718.43</u>	<u>17,178,392.23</u>
TOTAL INVESTMENTS	<u>\$ 173,941,804.87</u>	<u>\$ 155,425,348.26</u>

NEW BOND ISSUES TO BE ADMINISTERED BY THE MUNICIPAL BOND COMMISSION

July 1, 2009 - June 30, 2010

<u>Issue Date</u>	<u>Issue Amount</u>	<u>Issue</u>	<u>Final Maturity</u>
10/29/2009	\$ 2,193,910	Bath Water Revenue, Series A	3/1/2041
9/17/2009	1,485,000	Beckley Parking Refunding Revenue	6/15/2026
9/18/2009	679,316	Beckley Sewer Revenue, Series A	3/1/2030
9/18/2009	1,035,783	Beckley Sewer Revenue, Series C	9/1/2049
9/25/2009	275,396	Belle Sewer Revenue, Series A	12/1/2040
7/31/2009	2,695,000	Berkeley County PSD Sewer Revenue, Series A	3/1/2029
7/31/2009	1,000,000	Berkeley County PSD Sewer Revenue, Series B	9/1/2029
2/17/2010	51,500,000	Berkeley County Schools GO	5/1/2025
1/31/2010	300,000	Bluewell PSD Water Revenue, Series A	2/1/2020
3/18/2010	2,517,800	Brooke County PSD Sewer Revenue, Series A	3/1/2050
1/22/2010	2,965,216	Canaan Valley PSD Sewer Revenue, Series A	12/1/2049
4/14/2010	125,000	Central Hampshire PSD Water Revenue, Series A	1/1/2017
12/22/2009	700,000	Century-Volga PSD Water Revenue, Series A	12/1/2049
12/1/2009	7,120,000	Charles Town Water & Sewer Revenue, Series A	10/1/2028
1/13/2010	912,458	Charles Town Water & Sewer Revenue, Series A	3/1/2031
1/13/2010	100,000	Charles Town Water & Sewer Revenue, Series B	3/1/2031
12/17/2009	3,275,000	Charleston Civic Center Imp Revenue, Series A	12/1/2024
12/15/2009	2,761,569	Chelyan PSD Sewer Revenue, Series A	3/1/2031
7/8/2009	1,000,000	Clarksburg Sewer Revenue, Series A	6/1/2030
10/16/2009	550,000	Clay Water & Sewer Revenue, Series B	9/1/2049
1/27/2010	1,200,000	Coons Run PSD Water Revenue, Series A	3/1/2041
10/16/2009	1,000,000	Eastern Wyoming PSD Water Revenue, Series A	9/1/2049
1/21/2010	4,447,618	Fairmont Water Revenue, Series A	12/1/2041
1/21/2010	2,000,000	Fairmont Water Revenue, Series C	10/1/2031
1/21/2010	1,250,104	Fairmont Water Revenue, Series D	12/1/2049
8/21/2009	2,175,000	Flatwoods-Canoe Run PSD Water Revenue, Series A	9/1/2039
3/18/2010	6,537,749	Frankfort PSD Sewer BAN, Series A	9/1/2010
3/18/2010	7,249,751	Frankfort PSD Sewer Revenue, Series A	3/1/2050
11/12/2009	343,361	Grantsville Sewer Revenue, Series A	9/1/2049
6/24/2010	878,500	Greater Harrison County PSD Sewer Revenue, Series A	10/1/2030
1/29/2010	1,276,820	Greater St Albans PSD Sewer Revenue, Series A	12/1/2049
1/29/2010	5,000,000	Greater St Albans PSD Sewer Revenue, Series C	12/1/2049
12/4/2009	215,781	Hamrick PSD Sewer Revenue, Series A	9/1/2040
7/21/2009	629,612	Harpers Ferry-Bolivar PSD Sewer Revenue, Series A	12/1/2030
1/12/2010	4,022,945	Huntington Sewer Revenue, Series A	3/1/2030

NEW BOND ISSUES TO BE ADMINISTERED BY THE MUNICIPAL BOND COMMISSION

July 1, 2009 - June 30, 2010

<u>Issue Date</u>	<u>Issue Amount</u>	<u>Issue</u>	<u>Final Maturity</u>
10/23/2009	429,399	Jane Lew PSD Water Revenue, Series A	12/1/2040
1/6/2010	750,000	Jefferson County PSD Sewer BAN	1/1/2011
6/24/2010	1,895,000	Jefferson County PSD Sewer Ref Revenue, Series A	10/1/2028
9/10/2009	690,000	Junior Water Revenue, Series A	9/1/2049
9/29/2009	1,135,000	Kingwood Water Revenue, Series A	9/1/2049
6/16/2010	2,200,000	Lincoln PSD Water Revenue, Series A	6/1/2050
3/16/2010	800,000	Logan County PSD Water Revenue, Series A	3/1/2050
10/16/2009	352,565	Lubeck PSD Water BAN, Series A	12/1/2011
2/25/2010	4,141,959	Lubeck PSD Sewer BAN	3/1/2015
2/25/2010	2,136,720	Lubeck PSD Sewer Revenue, Series A	3/1/2039
8/26/2009	2,834,985	Malden PSD Sewer Revenue, Series A	12/1/2040
9/2/2009	107,900	Mason Water & Sewer Revenue, Series A	9/1/2040
1/7/2010	1,041,700	Mineral Wells PSD Sewer Refunding Revenue	10/1/2025
1/28/2010	37,950,000	Morgantown Water & Sewer Revenue, Series A	12/1/2040
1/28/2010	15,380,227	Morgantown Water & Sewer Revenue, Series C	9/1/2032
1/28/2010	9,317,286	Morgantown Water & Sewer Revenue, Series D	9/1/2032
1/28/2010	100,000	Morgantown Water & Sewer Revenue, Series E	9/1/2032
1/28/2010	7,250,000	Morgantown Water & Sewer Revenue, Series F	12/1/2018
12/15/2009	764,000	New Cumberland Water & Sewer Revenue, Series A	10/1/2029
8/12/2009	680,000	New Haven PSD Water Revenue, Series B	6/1/2049
11/12/2009	1,910,778	Nitro Sewer Revenue, Series A	6/1/2031
10/29/2009	4,544,324	North Beckley PSD Sewer Revenue, Series A	3/1/2041
10/30/2009	110,000	Northern Jackson County PSD Water Note, Series A	1/1/2029
5/4/2010	1,150,000	Parsons Water & Sewer Revenue, Series A	12/1/2049
8/13/2009	2,500,000	Petersburg Water Revenue, Series C	12/1/2040
3/2/2010	325,000	Philippi Sewer Revenue, Series A	4/1/2030
6/11/2010	3,000,000	Pleasants Cty Devel Auth Water Lease Rev, Series A	9/1/2027
6/11/2010	100,000	Pleasants Cty Devel Auth Water Lease Rev, Series B	10/1/2027
3/24/2010	56,750,000	Putnam County Schools GO	5/1/2025
12/4/2009	627,000	Putnam PSD Water Revenue, Series A	12/1/2030
12/4/2009	100,000	Putnam PSD Water Revenue, Series B	12/1/2030
10/29/2009	1,050,500	Putnam PSD Sewer Revenue, Series C	9/1/2031
9/2/2009	1,308,155	Richwood Water & Sewer Revenue, Series A	6/1/2049
6/15/2010	97,247	Rivesville Water Revenue, Series A	1/1/2014
1/14/2010	900,000	Salem Water Revenue, Series A	6/1/2041

NEW BOND ISSUES TO BE ADMINISTERED BY THE MUNICIPAL BOND COMMISSION

July 1, 2009 - June 30, 2010

<u>Issue Date</u>	<u>Issue Amount</u>	<u>Issue</u>	<u>Final Maturity</u>
12/18/2009	1,688,394	Scotts Run PSD Sewer Revenue, Series A	12/1/2049
4/6/2010	600,000	Short Line PSD Water Revenue, Series A	3/1/2050
3/12/2010	6,100,000	Southwestern PSD Water Revenue, Series B	9/1/2041
11/20/2009	3,057,992	St Marys Water & Sewer Revenue, Series A	9/1/2031
1/7/2010	312,500	Sugar Creek PSD Water Revenue, Series A	3/1/2041
1/14/2010	300,000	Sun Valley PSD Water Revenue, Series B	6/1/2041
2/16/2010	823,639	Terra Alta Water Revenue, Series A	12/1/2049
11/20/2009	3,074,294	Union PSD Sewer Revenue, Series C	9/1/2031
12/2/2009	279,782	Wardensville Sewer Revenue, Series A	12/1/2049
11/19/2009	2,496,208	Weirton Water Revenue, Series A	9/1/2031
12/18/2009	625,000	Welch Water Revenue, Series A	6/1/2041
12/18/2009	461,674	Welch Water Revenue, Series C	12/1/2049
4/22/2010	4,455,000	Wheeling Water & Sewer Revenue, Series A	6/1/2016
1/21/2010	370,000	Whitmer Water Revenue, Series A	9/1/2041
12/9/2009	800,000	Williamstown Sewer Revenue, Series A	12/1/2049
8/26/2009	1,214,966	Winfield Sewer Revenue, Series A	3/1/2031
1/28/2010	<u>1,925,000</u>	WV Amer Water Comp Water Revenue Note, Series A	9/1/2031
	<u><u>\$ 342,432,883</u></u>	87 New Issues	

PAID OUT ISSUES ADMINISTERED BY THE MUNICIPAL BOND COMMISSION

July 1, 2009 - June 30, 2010

<u>Issue Date</u>	<u>Issue Amount</u>	<u>Issue</u>	<u>Paid Out</u>
06/15/2000	\$ 7,500,000	Barbour County Schools GO	06/01/2010
06/15/1998	1,840,000	Beckley Parking Revenue, Called	11/01/2009
07/01/2003	9,600,000	Berkeley County Schools Refunding GO	06/01/2010
06/25/1997	3,339,090	Berkeley Cty (Opequon 97) PSD Water Rev, Called	12/01/2009
04/30/2003	1,330,000	Berkeley Cty PSD Water Refunding Revenue, Series A	03/01/2010
08/27/2007	45,000	Boone-Raleigh PSD Water Note	09/01/2009
12/09/1994	421,497	Bridgeport Sewer Revenue, Called	09/01/2009
04/16/2008	115,500	Century Volga PSD Water Revenue, Series A, Called	12/23/2009
05/15/1998	10,355,000	Charles Town W & S Refunding Rev, Series A, Called	12/31/2009
12/23/1999	4,060,000	Charleston Civic Center Revenue, Called	01/19/2010
10/01/1989	15,000,000	Charleston Public Improvement GO	10/01/2009
01/27/2000	2,950,000	Chas-Kan Cty Reg Devel Auth Water Rev, Series B	06/01/2010
08/10/1998	750,000	Clarksburg Parking Revenue, Called	05/01/2010
08/12/2008	1,183,677	Elk Valley PSD Sewer Grant Note, Series B	08/07/2009
03/26/2009	519,400	Fairmont Water BAN, Series A, Called	01/22/2010
04/25/2006	200,000	Frankfort PSD Sewer Revenue, Series A, Called	03/19/2010
03/11/2008	135,800	Grantsville Sewer Revenue, Series A, Called	11/13/2009
07/07/2008	750,000	Jefferson County PSD Sewer BAN, Series A	01/06/2010
02/15/1998	2,430,000	Jefferson County PSD Sewer Ref Rev, Series A, Called	06/25/2010
07/01/1989	18,000,000	Jefferson County Schools	07/01/2009
07/01/2000	12,320,000	Jefferson County Schools	07/01/2009
09/01/2000	27,505,000	Kanawha County Schools GO	05/01/2010
12/10/1971	208,000	Little Creek PSD Water Revenue, Called	01/01/2010
09/27/2005	6,278,679	Lubeck PSD Sewer BAN, Series A, Called	02/25/2010
10/05/2006	200,000	Malden PSD Sewer Revenue, Series A, Called	08/28/2009
10/05/2006	694,500	Malden PSD Sewer Revenue, Series B, Called	08/28/2009
12/14/1970	167,000	Mannington PSD Water Revenue, Series A	01/01/2010
05/28/1997	1,440,000	Mineral Wells PSD Sewer Refunding Rev, Called	01/08/2010
08/26/2006	340,000	Monongah Water Refunding Bond Anticipation Note	04/15/2010
10/23/2007	52,801	New Haven PSD Water Revenue, Series A, Called	08/13/2009
05/29/2008	313,929	Nitro Sewer Revenue, Series A, Called	11/13/2009
04/16/2009	5,000,000	Petersburg Water Revenue, Series B	08/13/2009
09/15/1996	400,000	Pleasants County Public Improvement GO, Called	04/01/2010
10/11/1972	213,000	Preston Cty PSD #1 Water Revenue, Called	11/15/2009
06/18/2004	250,000	Putnam PSD Water Revenue, Series A	10/01/2009

PAID OUT ISSUES ADMINISTERED BY THE MUNICIPAL BOND COMMISSION

July 1, 2009 - June 30, 2010

<u>Issue Date</u>	<u>Issue Amount</u>	<u>Issue</u>	<u>Paid Out</u>
04/30/1987	668,677	Red Jacket PSD Sewer Revenue	09/25/2009
09/18/2008	575,500	Scotts Run PSD Sewer Revenue, Series A, Called	12/21/2009
09/19/1973	600,000	Shepherdstown Water Revenue, Called	01/01/2010
10/22/2003	425,000	St Marys Water & Sewer Revenue, Series A, Called	11/23/2009
01/01/1997	20,600,000	Wheeling Water & Sewer Refunding Revenue, Called	05/26/2010
11/14/2008	1,200,000	White Sulphur Springs Sewer GAN, Series A, Called	10/01/2009
05/15/2000	<u>9,360,000</u>	WV State Univ Sys (MU Med Ctr) Rev, Series B, Called	04/01/2010
	<u>\$ 169,337,050</u>	42 Paid Out Issues	

PAYING AGENT BANKS and ESCROW TRUSTEES

<u>PAYING AGENT</u>	<u>TRUSTEE</u>	<u>BANK NAME AND ADDRESS</u>
BANC OF AMERICA		Banc of America Public Capitol Corp, PO Box 100918, Atlanta, GA 30384-0918
BBT	BBT	BB&T, PO Box 2348, Charleston, WV 25326
BBT-GOV FINANCE		BB&T Governmental Finance, 5130 Parkway Plaza Blvd. #9, Charlotte, NC 28217
BK OF NEW YORK		Bank of New York, 385 Rifle Camp Road, 3rd Floor, Corporate Trust, Woodland Park, NJ 07424
BK OF ROMNEY		Bank of Romney, PO Box 876, Romney, WV 26757
CITY NB-CHAS	CITY NB	City National Bk, Trust Dept, 3601 MacCorkle Ave SE, Charleston WV 25304
DAVIS TRUST CO		Davis Trust Co, 227 Davis Ave, PO Box 1429, Elkins WV 26241-1429
DEPOSITORY TRUST		Depository Trust Company, 55 Water Street, New York NY 10041
F CENTURY BK		First Century Bank, PO Box 1559, 500 Federal St, Bluefield WV 24701-1559
HUNTINGTON B-CO	HUNT-CO	Huntington National Bank, Corp Trust Depart - EA4E63, 7 Easton Oval, Columbus OH 43219
HUNTINGTON B-CH	HUNT-CH	Huntington Bank (Commerce B/Wood Cty B), PO Box 3985, Charleston WV 25339-3985
MVB BANK, INC		MVB Bank, 301 Virginia Avenue, Fairmont, WV 26554
PAGE VALLEY BANK		Page Valley Bank, 17 W Main Street, Luray, Va 22835
SUMMIT BANK		Summit Community Bank (S Branch Valley NB), PO Box 680, 310 N Main St, Moorefield WV 26836
UNION B-TYLER C		Union Bank of Tyler County, PO Box 145, Middlebourne WV 26149
UNITED B-CHAS		United Bank (KB&T), Trust Dept, PO Box 393, Charleston WV 25392
WESBANCO-WHEEL	WESBA-W	WesBanco (Wheeling Dollar S&T), Trust Dept, 1 Bank Plaza, Wheeling WV 26003-3562

BOND COUNSELS

<u>Code</u>	<u>Name</u>	<u>Address</u>	<u>Telephone</u>
BRD/BRM	Bowles, Rice, McDavid, Graff & Love	501 Avery St, PO Box 49, Parkersburg WV 26101-0049	304-485-8500
DM	Dan Marshall	515 Market St, Ste 2001, PO Box 61, Parkersburg WV 26102	304-485-0071
G&G	Goodwin & Goodwin	300 Summers St, Suite 1500, Charleston WV 25301	304-346-7000
H&P	John Poffenbarger (Hamb & Poffenbarger)	213 Hale Street, Charleston WV 25301	304-342-1678
JK	Jackson Kelly	1600 Laidley Tower, Box 553, Charleston WV 25322	304-340-1000
JTP	John T Poffenbarger	213 Hale Street, Charleston WV 25301	304-342-1678
LFG	Lewis, Glasser, Casey & Rollins	BB&T Sq, 300 Summers St, Ste 700, Charleston WV 25301	304-345-2000
S&J	Steptoe & Johnson	Chase Tower, 8th Floor, PO Box 1588, Charleston WV 25326	304-598-8000
STB	Spilman, Thomas & Battle	300 Kanawha Blvd E., PO Box 273, Charleston, WV 25321	304-340-3800
VLF	Vaughan Law Firm	2020 Kanawha Blvd East, Charleston, WV 25311	304-342-3900
V&W/VWL	Vaughan & Withrow	2020 Kanawha Blvd East, Charleston, WV 25311	304-342-3900

ACTIVE BOND ACCOUNTS

The following is a listing of all the active bond accounts maintained by the Municipal Bond Commission, as of the date of this report. Discretionary accounts and Sinking Funds Accounts for paid out issues are not included. This report has been assembled to present the greatest possible amount of information in a concise listing, and must necessarily use many abbreviations. All column headings are therefore explained in greater detail below. All bond issues paid by the Commission, whether as paying agent, or through a paying agent, are listed. All reserve accounts for issues paid by others are also included. The issues are listed in alphabetical order.

ACCOUNT NAME

The account name includes the name of the issuer, year of issue, type of issue, and whether the issue is a revenue (REV) or general obligation (tax based) (GO) issue. All GOs are labeled as such. Additional accounts include Reserve (RES) accounts, Depreciation (DEP) or Repair and Replacement (R&R) accounts, all of which normally are available to meet debt service should the REV account have insufficient funds, and others. A RES or R&R account covering multiple issues indicates that the issues are parity. On GO issues over \$5 million, tax collections surplus to annual debt service are transferred to a Surplus Collection (SUR COL) account. These funds are also available to meet any shortage in future debt service tax collections. Issues labeled ESCROW or ESC have either been fully funded in cash, or have had specific US Treasury investments purchased to defease the issue which, with future interest earnings, will totally defease all remaining debt service. These escrow investments have been irrevocably pledged to the payment of debt service on the issue and are carried at cost. In some cases the escrow investments may be held in a separate account to defease more than one issue of the issuer.

ISSUE DATE

The date of issue is shown in this column.

INTEREST RATE

This column shows the interest rate, or range of rates, at which this bond was issued. It reflects the actual coupon rate, without regard to original issue premium or discount. It is always listed from lowest to highest, regardless of the order in the original issue. Some rates may have matured, and no longer be outstanding. Some issues owned by the West Virginia Department of Environmental Protection (MBC-DEP), the WV Bureau of Public Health (MBC-BPH) or the WV Infrastructure Council (MBC-UNB) were issued at an interest rate (0 – 3%) plus a 1% or ½% Administrative Fee which is also paid to the bondholder. They are labeled “+1% or 0.5% AF”.

ORIGINAL ISSUE

This column indicates the amount of the original issue. If the amount is preceded by a #, it indicates that the full amount of the loan has not yet been drawn down by the issuer.

OUTSTANDING

This column indicates the principal still outstanding as of the date of this report. Refunded issues, which are fully escrowed with an escrow trustee (ET) will have that

trustee listed in this column, if other than the Commission. Inquiries on these issues should be directed to the trustee (see Paying Agent address page).

ACCOUNT BALANCE

This column indicates the account balance as of the date of this report. If this is an escrow account, the balance may include both cash and escrow securities. The escrow investments are carried at cost, which may be significantly less, or more than their matured value, but will defease the issue.

LAST DEBT

This column gives the final maturity year for the bond issue. In some cases where a bond has been advance refunded with escrows purchased for a future call, the year of final call rather than the original final maturity may be shown.

DEBT MONTH

This column indicates the month's debt service is due on the issue on a calendar year basis, with the month of principal payment shown first. Issues with only one number have annual debt service. Issues labeled 99/99 have monthly debt service. Issues labeled 36/91 have quarterly debt service on the first day of the third (March), sixth, ninth and twelfth months. Issues labeled 14/71 or 25/81 are similar.

PAYING AGENT

The Commission pays all funds for the debt service to these banks. Attached is a list of paying agent and trustee banks with their mailing address. Due to numerous bank mergers and name changes, the bank shown in this column may not agree with the bank named on the original bond. Certain paying agents which apply only to government owned bonds are not included.

INSURED

If this issue is insured, an "I" will appear in this column.

COUNSEL-LEGAL OPINIONS

The Commission does not have legal opinions for these issues. Almost all issues now have a legal opinion printed on the bond, but many older issues do not. If a legal opinion is needed, it can be obtained from the bond counsel for the issue. Attached is a list of all known bond counsels and their addresses. In some cases two counsels are shown who served as co-bond counsel. Legal opinions were issued by both firms and may be obtained from either. On some old West Virginia issues, legal opinions were not required, and are not available.

DISCLAIMER

While every attempt has been made to verify the accuracy of this data, no guarantee of accuracy should be assumed.

ACCOUNT NAME	ISSUE DATE	INTEREST RATE	ORIGINAL ISSUE	OUTSTANDING (06/30/10)	ACCT - BAL (06/30/10)	LAST DEBT	DEBT MONTH	PAYING AGENT	BOND I COUNSEL
Adrian PSD 00-A Water Reserve	10/6/2000				42,388.96				
Adrian PSD 04-A Water Reserve	2/18/2004				29,946.43				
Adrian PSD 08-A Water Reserve	10/23/2008				0.00				
Adrian PSD 08-B Water Revenue	10/23/2008	0.00%	500,000	500,000	1,148.33	2048	36/91	MBC - UNB	JK
Adrian PSD 08-B Water Reserve	10/23/2008				13,072.30				
Adrian PSD 88 (Series 89) Water Reserve	7/21/1988				58,366.44				
Adrian PSD 96-A Water Reserve	9/11/1996				35,828.97				
Adrian PSD 96-B Water Reserve	9/11/1996				46,851.63				
Albright 09-A Water Revenue	5/21/2009	0.00%	#361,700	272,445	772.51	2049	36/91	MBC - UNB	S&J
Albright 09-A Water Reserve	5/21/2009				9,281.28				
Alderson 01-A Sewer Refunding Revenue	9/13/2001	5.000% - 5.850%	550,000	440,000	4,500.00	2025	10/04	MBC - DTC	S&J
Alderson 01-A Sewer Refunding Reserve	9/13/2001				24,219.45				
Alderson 86-B Sewer Revenue	8/18/1986	0.00%	90,762	37,236	7,178.53	2025	10/	MBC - BNY2	S&J
Alderson 86-B Sewer Reserve	8/18/1986				3,459.11				
Alpine Lake 06-A Water Reserve	8/10/2006				18,433.03				S&J
Alpine Lake 06-B Water Reserve	8/10/2006				9,900.52				S&J
Alpine Lake 08-A Water Reserve	1/10/2008				10,855.87				S&J
Ansted 00 Sewer Revenue	12/11/2000	0.000% - +0.5%AF	580,645	420,958	1,876.01	2032	36/91	MBC - DEP	S&J
Ansted 00 Sewer Reserve	12/11/2000				21,571.64				
Ansted 99 Sewer Sys Design Revenue	4/13/1999	0.000% - +1.0%AF	183,285	87,058	925.93	2019	36/91	MBC - DEP	S&J
Ansted 99 Sewer Sys Design Reserve	4/13/1999				13,115.17				
Armstrong PSD (Deepwater) 94-A Sewer Rev	11/15/1994	6.75%	429,000	370,501	12,073.73	2033	10/04	MBC - BNY	JK
Armstrong PSD (Deepwater) 94-A Sewer Res	11/15/1994				31,777.92				
Armstrong PSD (Deepwater) 94-B Sewer Rev	11/15/1994	0.00%	37,540	10,787	315.03	2016	36/91	MBC - DEP	JK
Armstrong PSD (Deepwater) 94-B Sewer Res	11/15/1994				1,973.39				
Armstrong PSD 01-A Water Reserve	12/13/2001				20,949.55				
Armstrong PSD 02-A Sewer Revenue	12/1/2002	4.000% - 5.600%	785,000	610,000	20,340.34	2025	04/10	MBC - DTC	S&J
Armstrong PSD 02-A Sewer Reserve	12/1/2002				62,976.86				
Armstrong PSD 06-A Sewer Revenue BAN	12/21/2006	3.000% - 5.000%	50,000	48,046	1,068.24	2019	36/91	MBC - BBT	JK
Armstrong PSD 74 Water Revenue	1/30/1974	5.00%	338,000	68,904	11,651.78	2014	01/	USDA:RD-BKLEY	GOV'T
Armstrong PSD 74 Water Reserve	1/30/1974				20,051.92				
Athens 00 Water & Sewer Revenue	5/24/2000	2.000% - +1.0%AF	711,976	426,395	10,610.97	2021	36/91	MBC - DEP	S&J

ACCOUNT NAME	ISSUE DATE	INTEREST RATE	ORIGINAL ISSUE	OUTSTANDING (06/30/10)	ACCT - BAL (06/30/10)	LAST DEBT	DEBT MONTH	PAYING AGENT	BOND I COUNSEL
Athens 00 Water & Sewer Reserve	5/24/2000				51,799.74				
Athens 04-A Water & Sewer Revenue	5/26/2004	0.00%	303,000	265,617	1,432.25	2044	36/91	MBC - UNB	S&J
Athens 04-A Water & Sewer Reserve	5/26/2004				3,969.54				
Athens 04-B Water & Sewer Revenue	5/26/2004	0.000% - +0.5%AF	2,262,000	1,903,850	14,748.04	2035	36/91	MBC - DEP	S&J
Athens 04-B Water & Sewer Reserve	5/26/2004				67,633.08				
Barrackville 08-A Sewer Revenue	6/6/2008	3.000% - 5.000%	#396,000	388,700	14,898.66	2048	14/71	MBC - BBT	S&J
Barrackville 08-A Sewer Reserve	6/6/2008				583.36				
Barrackville 85-A Sewer Revenue	12/9/1985	9.75%	618,894	493,600	28,326.17	2025	10/04	MBC - BNY	S&J
Barrackville 85-A Sewer Reserve	12/9/1985				62,202.07				
Barrackville 85-B Sewer Revenue	12/9/1985	0.00%	308,106	129,729	12,083.47	2025	10/	MBC - BNY2	S&J
Barrackville 85-B Sewer Reserve	12/9/1985				12,484.78				
Barrackville 87-A Sewer Revenue	11/6/1987	8.38%	100,379	78,513	4,164.26	2026	10/04	MBC - BNY	S&J
Barrackville 87-A Sewer Reserve	11/6/1987				8,878.98				
Barrackville 87-B Sewer Revenue	11/6/1987	0.00%	24,621	11,015	594.95	2026	10/	MBC - BNY2	S&J
Barrackville 87-B Sewer Reserve	11/6/1987				997.67				
Bath 02-A Water Revenue	12/9/2002	0.000% - +1.0%AF	#1,150,000	874,837	12,278.78	2033	36/91	MBC - BPH	JK
Bath 02-A Water Reserve	12/9/2002				29,044.54				
Bath 06-A Water Revenue	8/29/2006	0.000% - +1.0%AF	1,250,000	1,124,996	8,200.21	2037	36/91	MBC - BPH	JK
Bath 06-A Water Reserve	8/29/2006				13,372.73				
Bath 06-B Water Revenue	8/29/2006	0.00%	#1,237,000	1,161,898	5,345.93	2046	36/91	MBC - UNB	JK
Bath 06-B Water Reserve	8/29/2006				7,852.72				
Bath 08-A Water Refunding Revenue	11/5/2008	4.18%	1,091,000	1,018,242	18,951.29	2024	99/99	MBC - BBT:BH	S&J
Bath 08-A Water Refunding Reserve	11/5/2008				95,814.36				
Bath 09-A Water Revenue	10/29/2009	0.00%	#2,193,910	1,381,535	0.00	2041	36/91	MBC - BPH	S&J
Bath 09-A Water Reserve	10/29/2009				0.00				
Beckley 04-A Sewer Revenue	9/28/2004	2.000% - +1.0%AF	9,039,000	7,507,650	155,096.95	2026	36/91	MBC - DEP	VLF
Beckley 04-A Sewer Reserve	9/28/2004				240,462.67				
Beckley 09 Parking Refunding Revenue	9/17/2009	3.750% - 4.700%	1,485,000	1,460,000	29,405.51	2026	06/12	MBC - DTC	S&J
Beckley 09 Parking Refunding Reserve	9/17/2009				66,375.48				
Beckley 09-A Sewer Revenue	9/18/2009	2.000% - +1.0%AF	#679,316	644,814	15,103.69	2030	36/91	MBC - DEP	JK
Beckley 09-A Sewer Reserve	9/18/2009				2,409.54				
Beckley 09-C Sewer Revenue	9/18/2009	0.000% - +.25%AF	#1,035,783	568,393	0.00	2049	36/91	MBC - DEP	JK

ACCOUNT NAME	ISSUE DATE	INTEREST RATE	ORIGINAL ISSUE	OUTSTANDING (06/30/10)	ACCT - BAL (06/30/10)	LAST DEBT	DEBT MONTH	PAYING AGENT	BOND I COUNSEL
Beckley 09-C Sewer Reserve	9/18/2009				0.00				
Beckley 98-A Sewer Revenue	3/17/1998	2.000% - +1.0%AF	11,000,000	5,909,882	260,455.24	2020	36/91	MBC - DEP	V&W
Beckley 98-A Sewer Reserve	3/17/1998				674,531.54				
Belington 04-A Water & Sewer Reserve	7/15/2004				6,084.51				
Belington 04-B Water & Sewer Reserve	7/15/2004				15,009.82				
Belington 04-C Water & Sewer Revenue	7/15/2004	0.00%	1,000,000	883,117	2,357.66	2044	36/91	MBC - UNB	S&J
Belington 04-C Water & Sewer Reserve	7/15/2004				11,951.81				
Belington 97-A Water & Sewer Revenue	3/3/1997	6.25%	475,000	416,993	13,779.70	2035	10/04	MBC - BNY	S&J
Belington 97-A Water & Sewer Reserve	3/3/1997				32,874.34				
Belington 97-B W & S Sys Design Revenue	8/26/1997	2.000% - +1.0%AF	331,042	137,588	1,896.47	2017	36/91	MBC - DEP	S&J
Belington 97-B W & S Sys Design Reserve	8/26/1997				20,888.82				
Belle 08-A Sewer Revenue	11/20/2008	0.000% - +0.5%AF	1,945,100	1,912,680	5,811.48	2039	36/91	MBC - DEP	S&J
Belle 08-A Sewer Reserve	11/20/2008				64,998.39				
Belle 09-A Sewer Revenue	9/25/2009	0.000% - +1.0%AF	#275,396	234,951	0.00	2040	36/91	MBC - DEP	S&J
Belle 09-A Sewer Reserve	9/25/2009				0.00				
Belmont 04-A Sewer Revenue	8/19/2004	0.000% - +0.5%AF	1,219,978	1,047,148	8,130.77	2036	36/91	MBC - DEP	S&J
Belmont 04-A Sewer Reserve	8/19/2004				18,634.20				S&J
Belmont 97-A Water Revenue	12/15/1997	6.25%	1,302,490	1,149,413	39,422.46	2035	10/04	MBC - BNY	S&J
Belmont 97-A Water Reserve	12/15/1997				90,598.63				
Benwood 00-A Sewer Revenue	12/20/2000	0.000% - +0.5%AF	318,300	230,751	3,285.75	2032	36/91	MBC - DEP	S&J
Benwood 00-A Sewer Reserve	12/20/2000				12,960.70				
Benwood 00-B Sewer Revenue	12/20/2000	0.00%	245,600	193,295	1,819.86	2040	36/91	MBC - UNB	S&J
Benwood 00-B Sewer Reserve	12/20/2000				8,084.72				
Benwood 72-B Water Reserve	1/1/1972				115.12				
Berkeley County PSD 01-A Water Revenue	9/25/2001	5.80%	2,010,000	1,857,667	59,477.33	2039	10/04	MBC - BNY	S&J
Berkeley County PSD 01-A Water Reserve	9/25/2001				132,183.19				
Berkeley County PSD 03-A&B Water Reserve	4/30/2003				175,930.20				
Berkeley County PSD 03-B Water Ref Rev	4/1/2003	2.000% - 4.400%	2,030,000	1,385,000	122,558.70	2019	09/03	MBC - DTC	S&J
Berkeley County PSD 03-C Water Revenue	5/15/2003	5.00%	2,430,000	1,930,131	116,718.54	2023	10/04	MBC - BNY	S&J
Berkeley County PSD 03-C Water Reserve	5/15/2003				195,138.85				
Berkeley County PSD 04 Water Ref Revenue	12/30/2004	3.000% - 4.300%	10,000,000	8,745,000	358,041.53	2024	12/06	MBC - DTC	S&J
Berkeley County PSD 04 Water Ref Reserve	12/30/2004				780,735.04				

ACCOUNT NAME	ISSUE DATE	INTEREST RATE	ORIGINAL ISSUE	OUTSTANDING (06/30/10)	ACCT - BAL (06/30/10)	LAST DEBT	DEBT MONTH	PAYING AGENT	BOND I COUNSEL
Berkeley County PSD 06 Water Revenue	12/28/2006	3.500% - 4.300%	10,000,000	9,875,000	120,801.42	2036	12/06	MBC - DTC	S&J
Berkeley County PSD 06 Water Reserve	12/28/2006		FSA INSURED		0.00				
Berkeley County PSD 07 Water BAN	2/8/2007	4.25%	20,000,000	15,000,000	331,114.74	2014	02/08	MBC - BK OF AM	S&J
Berkeley County PSD 07 Water BAN Reserve	2/8/2007				1,007,972.80				
Berkeley County PSD 07-A Water Revenue	12/21/2007	3.400% - 4.250%	2,300,000	2,300,000	17,502.79	2025	06/12	MBC - DTC	S&J
Berkeley County PSD 07-A Water Reserve	12/21/2007				0.00				
Berkeley County PSD 08 Water Revenue	1/24/2008	4.000% - 4.250%	9,500,000	9,500,000	156,110.07	2037	12/06	MBC - DTC	S&J
Berkeley County PSD 08 Water Reserve	1/24/2008		FSA INSURED		0.00				
Berkeley County PSD 09 Water Revenue	2/17/2009	2.000% - 4.400%	7,510,000	7,510,000	234,896.21	2028	12/06	MBC - DTC	S&J
Berkeley County PSD 09 Water Reserve	2/17/2009				712,496.10				
Berkeley County Schools 02 GO	2/1/2002	3.000% - 5.000%	27,800,000	15,545,000	131,833.89	2017	05/11	MBC - DTC	I S&J
Berkeley County Schools 02 GO Sur Col	2/1/2002				2,138,204.24				
Berkeley County Schools 10 GO	2/17/2010	2.000% - 4.000%	51,500,000	51,500,000	0.00	2025	05/11	MBC - DTC	S&J
Berkeley County Sewer PSD 00-A Revenue	5/25/2000	0.000% - +0.5%AF	937,500	632,793	3,291.08	2030	36/91	MBC - DEP	S&J
Berkeley County Sewer PSD 00-A Reserve	5/25/2000				31,363.18				
Berkeley County Sewer PSD 01-A Revenue	3/30/2001	0.000% - 1.000%	429,000	247,818	2,027.66	2021	36/91	MBC - UNB	S&J
Berkeley County Sewer PSD 01-A Reserve	3/30/2001				22,344.93				
Berkeley County Sewer PSD 01-B Revenue	8/7/2001	0.000% - 0.500%	2,909,850	2,085,384	12,572.73	2031	36/91	MBC - DEP	S&J
Berkeley County Sewer PSD 01-B Reserve	8/7/2001				92,222.25				
Berkeley County Sewer PSD 02-A Revenue	5/9/2002	0.000% - +0.5%AF	750,000	556,250	2,639.55	2032	36/91	MBC - DEP	S&J
Berkeley County Sewer PSD 02-A Reserve	5/9/2002				21,482.10				
Berkeley County Sewer PSD 02-B Revenue	7/11/2002	0.000% - +0.5%AF	456,548	338,593	1,608.22	2032	36/91	MBC - DEP	S&J
Berkeley County Sewer PSD 02-B Reserve	7/11/2002				15,489.51				
Berkeley County Sewer PSD 02-C Revenue	8/28/2002	0.000% - +0.5%AF	30,500,000	24,764,952	114,690.86	2034	36/91	MBC - DEP	S&J
Berkeley County Sewer PSD 02-C Reserve	8/28/2002				618,352.27				
Berkeley County Sewer PSD 02-D Revenue	8/28/2002	5.80%	4,965,465	4,704,426	128,993.16	2039	10/04	MBC - BNY	S&J
Berkeley County Sewer PSD 02-D Reserve	8/28/2002				204,891.86				
Berkeley County Sewer PSD 02-E Revenue	8/28/2002	5.80%	560,822	534,929	13,914.78	2041	10/04	MBC - BBT	S&J
Berkeley County Sewer PSD 02-E Reserve	8/28/2002				22,750.01				
Berkeley County Sewer PSD 03-A Revenue	8/14/2003	2.000% - +1.0%AF	252,922	181,503	1,642.52	2023	36/91	MBC - DEP	S&J
Berkeley County Sewer PSD 03-A Reserve	8/14/2003				15,386.14				
Berkeley County Sewer PSD 03-B Revenue	8/14/2003	2.000% - +1.0%AF	330,862	237,433	2,153.86	2023	36/91	MBC - DEP	S&J

ACCOUNT NAME	ISSUE DATE	INTEREST RATE	ORIGINAL ISSUE	OUTSTANDING (06/30/10)	ACCT - BAL (06/30/10)	LAST DEBT	DEBT MONTH	PAYING AGENT	BOND I COUNSEL
Berkeley County Sewer PSD 03-B Reserve	8/14/2003				20,126.01				
Berkeley County Sewer PSD 04-A Revenue	11/30/2004	0.00%	1,999,600	1,695,313	5,706.56	2039	36/91	MBC - UNB	S&J
Berkeley County Sewer PSD 04-A Reserve	11/30/2004				32,678.86				
Berkeley County Sewer PSD 06-A & B Res	10/19/2006				317,500.86				S&J
Berkeley County Sewer PSD 06-A Revenue	10/1/2006	3.800% - 4.650%	3,665,000	3,290,000	164,090.12	2025	10/04	MBC - DTC	S&J
Berkeley County Sewer PSD 06-B Revenue	10/1/2006	4.80%	240,000	240,000	3,700.26	2025	10/04	MBC - DTC	S&J
Berkeley County Sewer PSD 07-A Revenue	3/6/2007	4.100% - 5.000%	3,970,000	3,850,000	56,514.83	2047	03/09	MBC - DTC	S&J
Berkeley County Sewer PSD 07-A Reserve	3/6/2007				74,142.51				
Berkeley County Sewer PSD 07-B Reserve	3/6/2007				62,685.47				
Berkeley County Sewer PSD 07-C Reserve	3/6/2007				62,685.47				
Berkeley County Sewer PSD 07-D Reserve	3/6/2007				49,480.71				
Berkeley County Sewer PSD 07-E Reserve	3/6/2007				3,482.53				
Berkeley County Sewer PSD 07-F Reserve	3/6/2007				34,825.28				
Berkeley County Sewer PSD 09-A Revenue	7/31/2009	4.000% - 5.300%	2,695,000	2,665,000	75,119.00	2029	03/09	MBC - DTC	S&J
Berkeley County Sewer PSD 09-A Reserve	7/31/2009				225,768.51				
Berkeley County Sewer PSD 09-B Revenue	7/31/2009	3.00%	1,000,000	972,289	10,996.53	2029	36/91	MBC - UNB	S&J
Berkeley County Sewer PSD 09-B Reserve	7/31/2009				66,730.46				
Berkeley County Sewer PSD 86-B Revenue	3/7/1986	0.00%	1,638,194	689,766	40,048.62	2025	10/	MBC - BNY2	S&J
Berkeley County Sewer PSD 86-B Reserve	3/7/1986				50,335.02				
Berkeley County Sewer PSD 90-A Revenue	5/3/1990	7.85%	828,629	681,610	31,087.08	2029	10/04	MBC - BNY	S&J
Berkeley County Sewer PSD 90-A Reserve	5/3/1990				68,703.78				
Berkeley County Sewer PSD 90-B Revenue	5/3/1990	0.00%	38,669	19,830	1,300.52	2029	10/	MBC - BNY2	S&J
Berkeley County Sewer PSD 90-B Reserve	5/3/1990				1,159.67				
Berkeley County Sewer PSD 94-A Revenue	10/5/1994	6.75%	494,288	426,886	16,262.58	2033	10/04	MBC - BNY	S&J
Berkeley County Sewer PSD 94-A Reserve	10/5/1994				36,434.79				
Berkeley County Sewer PSD 94-C Revenue	11/17/1994	0.00%	2,772,879	762,541	34,849.93	2015	36/91	MBC - DEP	S&J
Berkeley County Sewer PSD 94-C Reserve	11/17/1994				161,872.51				
Berkeley County Sewer PSD 95-A Revenue	2/9/1995	0.00%	3,837,640	1,103,310	37,504.60	2016	36/91	MBC - DEP	S&J
Berkeley County Sewer PSD 95-A Reserve	2/9/1995				224,032.42				
Berkeley County Sewer PSD 95-B Revenue	12/29/1995	0.000% - +1.0%AF	2,138,506	614,813	39,062.97	2016	36/91	MBC - DEP	S&J
Berkeley County Sewer PSD 95-B Reserve	12/29/1995				107,019.04				
Berkeley County Sewer PSD 96-A Revenue	2/13/1996	0.000% - +1.0%AF	319,902	91,959	5,839.38	2016	36/91	MBC - DEP	S&J

ACCOUNT NAME	ISSUE DATE	INTEREST RATE	ORIGINAL ISSUE	OUTSTANDING (06/30/10)	ACCT - BAL (06/30/10)	LAST DEBT	DEBT MONTH	PAYING AGENT	BOND I COUNSEL
Berkeley County Sewer PSD 96-A Reserve	2/13/1996				18,709.27				
Berkeley County Sewer PSD 96-B Revenue	5/1/1996	0.000% - +1.0%AF	2,628,633	854,301	55,118.13	2016	36/91	MBC - DEP	S&J
Berkeley County Sewer PSD 96-B Reserve	5/1/1996				131,543.68				
Berkeley County Sewer PSD 96-C Revenue	5/1/1996	0.000% - +1.0%AF	837,579	272,199	17,306.31	2016	36/91	MBC - DEP	S&J
Berkeley County Sewer PSD 96-C Reserve	5/1/1996				48,981.92				
Berkeley County Sewer PSD 97-A Revenue	6/12/1997	2.000% - +1.0%AF	148,000	60,577	1,600.97	2017	36/91	MBC - DEP	S&J
Berkeley County Sewer PSD 97-A Reserve	6/12/1997				9,001.99				S&J
Berkeley County Sewer PSD 97-B Revenue	12/11/1997	2.000% - +1.0%AF	1,250,000	592,600	13,528.95	2018	36/91	MBC - DEP	S&J
Berkeley County Sewer PSD 97-B Reserve	12/11/1997				76,029.32				
Berkeley County Sewer PSD 99-A Revenue	10/28/1999	0.000% - +0.5%AF	30,707,296	21,971,594	115,987.88	2031	36/91	MBC - DEP	S&J
Berkeley County Sewer PSD 99-A Reserve	10/28/1999				974,481.57				
Berkeley Cty (Hedgesvile96) PSD 96 W Rev	8/6/1996	6.25%	677,158	592,892	21,574.25	2035	10/04	MBC - BNY	BRM
Berkeley Cty (Hedgesvile96) PSD 96 W Res	8/6/1996				46,749.63				
Berkeley Cty (Opequon 93) PSD 93-D W Rev	7/29/1993	6.75%	10,257,957	8,808,377	347,588.35	2033	10/04	MBC - BNY	BRM
Berkeley Cty (Opequon 93) PSD 93-D W Res	7/29/1993				751,792.78				
Berkeley Cty S PSD 06-A Cap Imp Fee Rev	11/1/2006	4.375% - 5.000%	15,405,000	13,915,000	678,875.66	2026	10/04	MBC - DTC	S&J
Berkeley Cty S PSD 06-A Cap Imp Fee Res	11/1/2006				1,231,205.57				S&J
Berkeley Cty(Hedgesvile93A)PSD 93B W Rev	3/8/1993	7.75%	528,871	451,045	19,717.18	2031	10/04	MBC - BNY	BRM
Berkeley Cty(Hedgesvile93A)PSD 93B W Res	3/8/1993				43,380.00				
Berkeley Cty(Hedgesvile93B)PSD 93C W Rev	3/8/1993	0.00%	17,629	9,944	556.76	2031	10/	MBC - BNY2	BRM
Berkeley Cty(Hedgesvile93B)PSD 93C W Res	3/8/1993				523.12				
Bethany 05-A Sewer Revenue	2/22/2005	3.00%	1,250,000	1,055,952	7,069.99	2026	36/91	MBC - UNB	S&J
Bethany 05-A Sewer Reserve	2/22/2005				34,519.08				
Bethany 09-A Sewer Reserve	6/19/2009				0.00				
Beverly 01-A Sewer Revenue	9/11/2001	0.000% - +0.5%AF	300,000	217,500	1,941.03	2032	36/91	MBC - DEP	S&J
Beverly 01-A Sewer Reserve	9/11/2001				9,271.03				
Beverly 82-B Sewer Revenue	10/28/1982	0.00%	86,500	23,378	7,899.35	2019	10/	MBC - BNY2	S&J
Beverly 97-A Sewer Revenue	8/28/1997	0.00%	248,258	170,776	6,989.69	2037	36/91	MBC - UNB	S&J
Beverly 97-A Sewer Reserve	8/28/1997				8,456.76				
Big Bend PSD 98 Sewer Revenue	5/13/1998	0.00%	208,920	147,708	620.14	2038	36/91	MBC - UNB	JTP
Big Bend PSD 98 Sewer Reserve	5/13/1998				5,456.28				
Bingamon PSD 05-A Water Reserve	8/24/2005				6,610.19				

ACCOUNT NAME	ISSUE DATE	INTEREST RATE	ORIGINAL ISSUE	OUTSTANDING (06/30/10)	ACCT - BAL (06/30/10)	LAST DEBT	DEBT MONTH	PAYING AGENT	BOND I COUNSEL
Birch River PSD 09-A Water Reserve	10/19/2009				0.00				
Bluefield 00-A Sewer Revenue	7/13/2000	0.000% - +1.0%AF	307,000	164,994	1,817.24	2021	36/91	MBC - DEP	VLF
Bluefield 00-A Sewer Reserve	7/13/2000				18,672.01				
Bluefield 04 Sewer Refunding Revenue	12/1/2004	3.250% - 4.200%	3,175,000	2,600,000	332,918.87	2017	07/01	MBC - DTC	S&J
Bluefield 04 Sewer Refunding Reserve	12/1/2004				390,812.63				
Bluefield 77 Sewerage System Revenue	11/1/1977	4.400% - 5.850%	5,720,000	ET:F COMMB	0.00	2011	10/04	US BANK	S&J
Bluefield 92 Sewer Refunding Reserve	6/1/1992				3.87				
Bluefield 95 Sewer Refunding Revenue	8/29/1995	0.000% - +1.0%AF	7,945,000	2,184,864	45,003.42	2015	36/91	MBC - DEP	S&J
Bluefield 95 Sewer Refunding Reserve	8/29/1995				443,613.84				
Bluefield 99-A (Series 98A) Sewer Rev	5/20/1999	0.000% - +1.0%AF	1,116,645	614,152	6,632.52	2021	36/91	MBC - DEP	VLF
Bluefield 99-A (Series 98A) Sewer Res	5/20/1999				67,906.12				
Bluewell PSD 00 Water Revenue	8/29/2000	0.000% - +1.0%AF	1,275,000	903,125	9,095.22	2031	36/91	MBC - BPH	S&J
Bluewell PSD 00 Water Reserve	8/29/2000				42,045.80				
Bluewell PSD 04 Water Reserve	6/30/2004				13,405.57				
Bluewell PSD 05-A Water Reserve	4/13/2005				6,501.41				
Bluewell PSD 05-B Water Reserve	4/13/2005				665.54				
Bluewell PSD 10-A Water Revenue	1/31/2010	3.97%	300,000	291,797	9,301.69	2020	99/99	MBC - BBT:BH	S&J
Bluewell PSD 10-A Water Reserve	1/31/2010				30,012.03				
Boone County PSD 00-A Water Revenue	4/26/2000	0.000% - +1.0%AF	2,130,000	1,491,000	7,983.33	2031	36/91	MBC - BPH	S&J
Boone County PSD 00-A Water Reserve	4/26/2000		LTR/CREDIT		0.00				
Boone County PSD 00-B Water Revenue	4/26/2000	0.00%	4,909,161	3,768,968	12,423.03	2040	36/91	MBC - UNB	S&J
Boone County PSD 00-B Water Reserve	4/26/2000		LTR/CREDIT		0.00				
Boone County PSD 08-A Sewer Revenue	4/16/2008	0.00%	1,200,000	1,176,621	5,136.66	2048	36/91	MBC - UNB	S&J
Boone County PSD 08-A Sewer Reserve	4/16/2008				31,679.19				
Boone Cty (Danville) PSD 93-A Sewer Rev	7/30/1993	6.75%	4,384,319	3,764,759	156,965.70	2033	10/04	MBC - BNY	S&J
Boone Cty (Danville) PSD 93-A Sewer Res	7/30/1993				321,322.15				
Boone-Raleigh PSD 07 Sewer Note	8/27/2007	3.000% - 5.000%	75,000	41,982	4,208.07	2013	36/91	MBC - BBT	RR
Boone-Raleigh PSD 94-A Sewer Revenue	7/20/1994	6.75%	1,543,981	1,333,441	62,712.57	2033	10/04	MBC - BNY	JK
Boone-Raleigh PSD 94-A Sewer Reserve	7/20/1994				118,149.24				
Boone-Raleigh PSD 94-B Sewer Revenue	7/20/1994	0.00%	518,919	136,206	4,978.56	2015	36/91	MBC - DEP	JK
Boone-Raleigh PSD 94-B Sewer Reserve	7/20/1994				28,645.82				
Bradley PSD 02-A Sewer Revenue	6/25/2002	0.000% - +0.5%AF	293,000	222,182	980.57	2033	36/91	MBC - DEP	G&G

ACCOUNT NAME	ISSUE DATE	INTEREST RATE	ORIGINAL ISSUE	OUTSTANDING (06/30/10)	ACCT - BAL (06/30/10)	LAST DEBT	DEBT MONTH	PAYING AGENT	BOND I COUNSEL
Bradley PSD 02-A Sewer Reserve	6/25/2002				7,835.41				
Bradley PSD 05-A Sewer Ref Revenue	1/14/2005	0.000% - +0.5%AF	6,192,677	5,418,592	20,546.32	2036	36/91	MBC - DEP	G&G
Bradley PSD 05-A Sewer Ref Reserve	1/14/2005				102,258.77				
Bradshaw 93-A Sewer Revenue	3/31/1993	7.75%	245,806	209,634	10,297.59	2031	10/04	MBC - BNY	S&J
Bradshaw 93-A Sewer Reserve	3/31/1993				20,161.94				
Bradshaw 93-B Sewer Revenue	3/31/1993	0.00%	8,194	4,622	182.10	2031	10/	MBC - BNY2	S&J
Bradshaw 93-B Sewer Reserve	3/31/1993				229.02				
Branchland/Midkiff PSD 09-A Water Rev	6/24/2009	0.00%	#4,100,000	3,631,262	0.00	2049	36/91	MBC - UNB	S&J
Branchland/Midkiff PSD 09-A Water Res	6/24/2009				105,888.64				
Branchland/Midkiff PSD 98 Water Revenue	7/29/1998	0.00%	1,280,000	924,903	2,752.35	2038	36/91	MBC - UNB	G&G
Branchland/Midkiff PSD 98 Water Reserve	7/29/1998				34,985.71				
Braxton County Schools 08 GO	9/30/2008	3.250% - 5.250%	16,100,000	15,615,000	134,775.30	2029	11/05	MBC - DTC	BRM
Braxton County Schools 08 GO Sur Col	9/30/2008				58,864.16				
Bridgeport 95 Sewer Revenue	6/29/1995	2.000% - +1.0%AF	5,000,000	1,781,521	46,296.18	2016	36/91	MBC - DEP	S&J
Bridgeport 95 Sewer Reserve	6/29/1995				304,121.16				
Bridgeport 96 Water R&R					342,134.82				
Bridgeport 96 Water Revenue	9/30/1996	5.50%	2,400,000	235,534	104,903.37	2011	10/04	MBC-WESBK:BH	S&J
Bridgeport 98 Sewer R&R					282,085.35				
Bridgeport 98 Sewer Refunding Revenue	8/25/1998	5.15%	880,000	167,382	30,170.11	2012	10/04	MBC-WESBK:BH	S&J
Brooke County PSD 03-A Sewer Revenue	10/10/2003	0.000% - +0.5%AF	606,211	497,101	4,709.85	2035	36/91	MBC - DEP	BRM
Brooke County PSD 03-A Sewer Reserve	10/10/2003				28,070.11				
Brooke County PSD 03-A Water Revenue	10/10/2003	0.00%	764,000	651,359	2,032.09	2043	36/91	MBC - UNB	BRM
Brooke County PSD 03-A Water Reserve	10/10/2003				20,035.04				
Brooke County PSD 10-A Sewer Revenue	3/18/2010	0.00%	#2,517,800	111,497	0.00	2050	36/91	MBC - UNB	S&J
Brooke County PSD 10-A Sewer Reserve	3/18/2010				0.00				
Brooke County PSD 97-A Sewer Revenue	12/9/1997	0.000% - +1.0%AF	450,000	199,367	4,803.52	2019	36/91	MBC - DEP	JK
Brooke County PSD 97-A Sewer Reserve	12/9/1997				29,335.12				
Brooke County PSD 97-B Sewer Revenue	12/9/1997	0.00%	2,163,971	1,545,694	10,522.40	2037	36/91	MBC - UNB	JK
Brooke County PSD 97-B Sewer Reserve	12/9/1997				71,980.59				
Brooke County PSD 97-C Sewer Revenue	12/9/1997	1.00%	450,000	450,000	0.00	2037	36/91	MBC - UNB	JK
Brooke County PSD 97-C Sewer Reserve	12/9/1997				26,366.42				
Brooke County Schools 01 GO	3/1/2001	4.000% - 5.000%	15,000,000	7,395,000	566,749.60	2016	05/11	MBC - DTC	G&G

ACCOUNT NAME	ISSUE DATE	INTEREST RATE	ORIGINAL ISSUE	OUTSTANDING (06/30/10)	ACCT - BAL (06/30/10)	LAST DEBT	DEBT MONTH	PAYING AGENT	BOND I COUNSEL
Brooke County Schools 01 GO Sur Col	3/1/2001				877,435.79				G&G
Buckhannon 09-A Sewer Ref Revenue	4/23/2009	4.23%	2,004,608	1,912,585	14,825.55	2025	99/99	MBC - BBT:BH	JK
Buckhannon 86-B Sewer Revenue	3/12/1986	0.00%	1,081,160	432,464	51,147.30	2025	10/	MBC - BNY2	VWL
Buckhannon 86-B Sewer Reserve	3/12/1986				51,447.65				
Buffalo 90-A Sewer Revenue	9/6/1990	8.10%	280,168	233,252	11,801.36	2029	10/04	MBC - BNY	JK
Buffalo 90-A Sewer Reserve	9/6/1990				28,076.62				
Buffalo 90-B Sewer Revenue	9/6/1990	0.00%	12,652	6,659	404.35	2029	10/	MBC - BNY2	JK
Buffalo 90-B Sewer Reserve	9/6/1990				512.89				
Buffalo 90-C Sewer Reserve	9/6/1990				59,543.93				S&J
Buffalo 97 Sewer Bond Anticipation Note	12/4/1997	0.00%	636,203	636,203	0.00	2002	12/	MBC - UNB	S&J
Buffalo 97-A Sewer Revenue	12/4/1997	0.000% - +1.0%AF	600,000	262,500	7,335.04	2019	36/91	MBC - DEP	S&J
Buffalo 97-A Sewer Reserve	12/4/1997				30,924.91				
Buffalo 97-B Lot 2 Sewer Revenue	12/4/1997	0.00%	768,395	545,312	5,539.18	2037	36/91	MBC - UNB	S&J
Buffalo 97-B Sewer Revenue	12/4/1997	0.00%	1,263,797	896,888	7,240.74	2037	36/91	MBC - UNB	S&J
Buffalo 97-B Sewer Reserve	12/4/1997				54,074.09				
Buffalo 97-C Sewer Revenue	12/4/1997	0.000% - +1.0%AF	600,000	600,000	0.00	2037	36/91	MBC - UNB	S&J
Buffalo 97-C Sewer Reserve	12/4/1997				0.00				S&J
Buffalo Creek PSD 02-A Sewer Revenue	8/21/2002	2.000% - +1.0%AF	355,500	250,989	2,553.63	2023	36/91	MBC - DEP	JK
Buffalo Creek PSD 02-A Sewer Reserve	8/21/2002				21,634.74				
Buffalo Creek PSD 90-A Sewer Revenue	7/24/1990	8.10%	438,497	365,067	13,945.46	2029	10/04	MBC - BNY	S&J
Buffalo Creek PSD 90-A Sewer Reserve	7/24/1990				37,505.89				
Buffalo Creek PSD 96-A Sewer Revenue	3/26/1996	2.000% - +1.0%AF	110,000	40,660	789.05	2016	36/91	MBC - DEP	JK
Buffalo Creek PSD 96-A Sewer Reserve	3/26/1996				6,695.25				
Buffalo Creek PSD 96-B Sewer Revenue	3/26/1996	2.000% - +1.0%AF	152,100	60,256	1,092.22	2017	36/91	MBC - DEP	JK
Buffalo Creek PSD 96-B Sewer Reserve	3/26/1996				9,256.83				
Buffalo Creek PSD 98-A Sewer Revenue	10/22/1998	2.000% - +1.0%AF	1,797,894	943,447	12,914.60	2019	36/91	MBC - DEP	JK
Buffalo Creek PSD 98-A Sewer Reserve	10/22/1998				109,355.56				
Cabell County Schools 06 GO	6/6/2006	3.000% - 5.000%	60,455,000	48,135,000	395,500.64	2021	05/11	MBC - DTC	S&J
Cabell County Schools 06 GO Sur Col	6/6/2006				2,992,293.09				
Cabell County Schools 97 Ref GO Sur Col	7/1/1997				0.00				
Calhoun County Schools 96 GO	9/1/1996	4.625% - 6.625%	3,370,000	670,000	27,554.74	2012	05/11	CITY NB-CHAS	G&G
Calhoun County Schools 96 Sur Col	9/1/1996				365,106.08				

ACCOUNT NAME	ISSUE DATE	INTEREST RATE	ORIGINAL ISSUE	OUTSTANDING (06/30/10)	ACCT - BAL (06/30/10)	LAST DEBT	DEBT MONTH	PAYING AGENT	BOND I COUNSEL
Camden-On-Gauley 97-B Sewer Revenue	8/28/1997	0.00%	555,400	386,988	6,198.89	2037	36/91	MBC - UNB	JK
Camden-On-Gauley 97-B Sewer Reserve	8/28/1997				16,171.20				
Cameron 00-A Sewer Revenue	7/13/2000	0.00%	2,530,188	1,997,516	10,511.77	2040	36/91	MBC - UNB	S&J
Cameron 00-A Sewer Reserve	7/13/2000				58,577.22				
Cameron 97-A Sewer Sys Design Revenue	11/13/1997	0.000% - +1.0%AF	450,000	174,375	5,553.37	2018	36/91	MBC - DEP	S&J
Cameron 97-A Sewer Sys Design Reserve	11/13/1997				22,527.46				
Canaan Valley PSD 10-A Sewer Revenue	1/22/2010	0.00%	#2,965,216	621,828	0.00	2049	36/91	MBC - DEP	S&J
Canaan Valley PSD 10-A Sewer Reserve	1/22/2010				0.00				
Canyon PSD 08-A Sewer Revenue	6/26/2008	0.00%	5,000,000	5,000,000	30,937.92	2048	36/91	MBC - UNB	JK
Canyon PSD 08-A Sewer Reserve	6/26/2008				131,644.07				
Carpendale 91-A Sewer Revenue	10/10/1991	7.75%	968,298	825,811	40,614.45	2031	10/04	MBC - BNY	S&J
Carpendale 91-A Sewer Reserve	10/10/1991				79,423.84				
Carpendale 91-B Sewer Revenue	10/10/1991	0.00%	32,277	18,208	904.69	2031	10/	MBC - BNY2	S&J
Carpendale 91-B Sewer Reserve	10/10/1991				947.80				
Carpendale 94 Water Revenue	4/22/1994	6.75%	801,000	687,808	30,475.62	2033	10/04	MBC - BNY	S&J
Carpendale 94 Water Reserve	4/22/1994				58,703.76				
Cedar Grove 02 Sewer Revenue	7/31/2002	0.000% - +0.5%AF	1,500,000	1,150,000	8,873.09	2033	36/91	MBC - DEP	S&J
Cedar Grove 02 Sewer Reserve	7/31/2002				50,473.08				
Cedar Grove 81 (Series 79) Water R&R	4/1/1981				44,738.52				
Cedar Grove 81 (Series 79) Water Revenue	4/1/1981	5.00%	535,000	264,665	8,762.11	2021	04/	GMAC-CPLT1:B1T	JK
Cedar Grove 81 (Series 79) Water Reserve	4/1/1981				32,790.26				
Cedar Grove 94 Sewer Revenue	9/2/1994	6.75%	222,000	191,728	7,201.51	2033	10/04	MBC - BNY	JK
Cedar Grove 94 Sewer Reserve	9/2/1994				16,363.24				
Center PSD 05-A Sewer Revenue	8/30/2005	0.00%	197,500	177,244	2,137.97	2045	36/91	MBC - UNB	S&J
Center PSD 05-A Sewer Reserve	8/30/2005				2,130.49				
Center PSD 89-A Sewer Revenue	11/22/1989	8.40%	1,415,213	1,184,187	48,193.82	2029	10/04	MBC - BNY	S&J
Center PSD 89-A Sewer Reserve	11/22/1989				124,320.02				
Center PSD 89-B Sewer Revenue	11/22/1989	0.00%	209,787	107,583	4,485.16	2029	10/	MBC - BNY2	S&J
Center PSD 89-B Sewer Reserve	11/22/1989				6,263.59				
Central Barbour PSD 02-A Water Reserve	12/13/2002				21,603.91				
Central Boaz PSD 88-A Sewer Revenue	5/19/1988	9.00%	692,181	553,161	27,416.17	2026	10/04	MBC - BNY	BRD
Central Boaz PSD 88-A Sewer Reserve	5/19/1988				64,805.78				

ACCOUNT NAME	ISSUE DATE	INTEREST RATE	ORIGINAL ISSUE	OUTSTANDING (06/30/10)	ACCT - BAL (06/30/10)	LAST DEBT	DEBT MONTH	PAYING AGENT	BOND I COUNSEL
Central Boaz PSD 88-B Sewer Revenue	5/19/1988	0.00%	248,215	111,044	5,018.97	2026	10/	MBC - BNY2	BRD
Central Boaz PSD 88-B Sewer Reserve	5/19/1988				6,538.09				
Central Hampshire PSD 05-A Sewer Revenue	3/11/2005	0.00%	1,725,000	1,725,000	0.00	2039	36/91	MBC - UNB	S&J
Central Hampshire PSD 05-A Sewer Reserve	3/11/2005				0.00				
Central Hampshire PSD 05-B Sewer Revenue	3/11/2005	0.00%	1,599,500	1,513,404	1,931.90	2039	36/91	MBC - UNB	S&J
Central Hampshire PSD 05-B Sewer Reserve	3/11/2005				29,507.59				
Central Hampshire PSD 05-C Sewer Revenue	3/11/2005	0.00%	220,203	197,472	727.24	2045	36/91	MBC - UNB	S&J
Central Hampshire PSD 05-C Sewer Reserve	3/11/2005				6,318.58				
Central Hampshire PSD 06-A Water Reserve	6/30/2006				20,512.16				
Central Hampshire PSD 10-A Water Revenue	4/14/2010	3.26%	125,000	122,104	1,710.92	2017	99/99	MBC - ROM	S&J
Central Hampshire PSD 10-A Water Reserve	4/14/2010				20,000.41				
Central Hampshire PSD 99-A Sewer Revenue	4/27/1999	0.000% - +1.0%AF	2,836,000	1,453,450	14,501.86	2020	36/91	MBC - DEP	S&J
Central Hampshire PSD 99-A Sewer Reserve	4/27/1999				163,545.09				
Century-Volga PSD 03-A Water Reserve	6/13/2003				5,719.68				
Century-Volga PSD 09-A Water Revenue	12/22/2009	0.00%	#700,000	255,098	0.00	2049	36/91	MBC - UNB	S&J
Century-Volga PSD 09-A Water Reserve	12/22/2009				18,193.42				
Ceredo 07-A Water Revenue	6/14/2007	0.000% - +1.0%AF	#2,700,000	2,564,087	17,205.03	2039	36/91	MBC - BPH	S&J
Ceredo 07-A Water Reserve	6/14/2007				93,576.22				
Ceredo 91-A Sewer Revenue	7/10/1991	8.10%	618,069	514,569	27,530.28	2029	10/04	MBC - BNY	JK
Ceredo 91-A Sewer Reserve	7/10/1991				52,841.11				
Ceredo 91-B Sewer Revenue	7/10/1991	0.00%	27,906	14,687	1,948.77	2029	10/	MBC - BNY2	JK
Ceredo 91-B Sewer Reserve	7/10/1991				874.68				
Chapmanville 86-B Water & Sewer Revenue	3/25/1986	0.00%	99,740	39,896	5,986.58	2025	10/	MBC - BNY2	JK
Chapmanville 86-B Water & Sewer Reserve	3/25/1986				3,773.30				
Chapmanville 92 Water & Sewer Revenue	10/23/1992	3.00%	757,533	155,843	11,836.79	2013	36/91	MBC - DEP	JK
Chapmanville 92 Water & Sewer Reserve	10/23/1992				50,536.92				
Chapmanville 99-A Water & Sewer Revenue	8/24/1999	0.000% - +1.0%AF	140,000	70,000	1,443.12	2020	36/91	MBC - DEP	JK
Chapmanville 99-A Water & Sewer Reserve	8/24/1999				7,553.00				
Charles Town 00-A Water & Sewer Revenue	6/22/2000	2.000% - +1.0%AF	3,163,781	1,971,388	17,303.43	2021	36/91	MBC - DEP	S&J
Charles Town 00-A Water & Sewer Reserve	6/22/2000				192,319.54				
Charles Town 02-A Water & Sewer Revenue	8/22/2002	5.80%	1,100,000	1,024,535	24,874.87	2039	10/04	MBC - BNY	S&J
Charles Town 02-A Water & Sewer Reserve	8/22/2002				72,846.15				

ACCOUNT NAME	ISSUE DATE	INTEREST RATE	ORIGINAL ISSUE	OUTSTANDING (06/30/10)	ACCT - BAL (06/30/10)	LAST DEBT	DEBT MONTH	PAYING AGENT	BOND I	COUNSEL
Charles Town 02-B Water & Sewer Revenue	8/22/2002	0.00%	3,600,000	2,992,208	7,724.39	2042	36/91	MBC - UNB		S&J
Charles Town 02-B Water & Sewer Reserve	8/22/2002				93,506.64					
Charles Town 02-C Water & Sewer Revenue	12/1/2002	3.000% - 5.000%	4,135,000	3,565,000	77,407.91	2032	12/06	MBC - DTC	I	S&J
Charles Town 02-C Water & Sewer Reserve	12/1/2002				259,259.86					
Charles Town 03-A Water & Sewer Revenue	1/1/2003		1,000,000	885,000	24,517.30	2032	12/06	MBC - DTC		S&J
Charles Town 03-A Water & Sewer Reserve	1/1/2003				72,001.44					
Charles Town 05-A Water & Sewer Revenue	6/1/2005	5.250% - 7.250%	2,355,000	625,000	10,143.51	2035	06/12	MBC - DTC		S&J
Charles Town 05-A Water & Sewer Reserve	6/1/2005				80,038.88					
Charles Town 06-A Water & Sewer Revenue	1/1/2006	6.500% - 7.250%	1,830,000	1,650,000	15,049.01	2028	06/12	MBC - DTC		S&J
Charles Town 06-A Water & Sewer Reserve	1/1/2006				168,197.20					
Charles Town 06-B Water & Sewer Revenue	7/27/2006	4.500% - 5.250%	2,000,000	1,750,000	21,671.93	2026	06/12	MBC - DTC		S&J
Charles Town 06-B Water & Sewer Reserve	7/27/2006				101,109.46					
Charles Town 07-A Water & Sewer BAN	4/11/2007	4.20%	1,070,000	1,070,000	12,612.23	2011	04/10	MBC - DTC		S&J
Charles Town 09-A Water & Sewer Revenue	12/1/2009	2.000% - 5.000%	7,120,000	7,120,000	284,863.15	2028	10/04	MBC - DTC		S&J
Charles Town 09-A Water & Sewer Reserve	12/1/2009				657,425.25					
Charles Town 10-A Water & Sewer Revenue	1/13/2010	2.00%	#912,458	354,111	0.00	2031	36/91	MBC - BPH		S&J
Charles Town 10-A Water & Sewer Reserve	1/13/2010				0.00					
Charles Town 10-B Water & Sewer Revenue	1/13/2010	2.00%	#100,000	100,000	0.00	2031	36/91	MBC - BPH		S&J
Charles Town 10-B Water & Sewer Reserve	1/13/2010				0.00					
Charles Town 87-B W & S Revenue	11/18/1987	0.00%	413,629	185,044	8,172.34	2026	10/	MBC - BNY2		S&J
Charles Town 87-B W & S Reserve	11/18/1987				10,885.71					
Charles Town 88-B (B1) W & S Revenue	5/4/1988	0.00%	295,916	144,156	5,696.78	2028	10/	MBC - BNY2		S&J
Charles Town 88-B (B1) W & S Reserve	5/4/1988				7,589.05					
Charles Town 88-B (B2) W & S Revenue	5/20/1988	0.00%	558,000	271,840	10,737.52	2028	10/	MBC - BNY2		S&J
Charles Town 88-B (B2) W & S Reserve	5/20/1988				14,308.41					
Charles Town 89-B W & S Revenue	4/13/1989	0.00%	117,480	60,246	2,259.86	2029	10/	MBC - BNY2		S&J
Charles Town 89-B W & S Reserve	4/13/1989				3,013.41					
Charles Town 98 Water & Sewer Design Rev	9/29/1998	2.000% - +1.0%AF	437,601	224,130	2,404.87	2019	36/91	MBC - DEP		S&J
Charles Town 98 Water & Sewer Design Res	9/29/1998				26,601.23					
Charleston 01-A Sewer Revenue	2/22/2001	2.000% - +1.0%AF	1,111,357	719,152	18,177.33	2022	36/91	MBC - DEP		JK
Charleston 01-A Sewer Reserve	2/22/2001				67,599.53					
Charleston 01-B Sewer Revenue	5/22/2001	7.85%	823,741	722,793	38,270.22	2029	10/04	MBC - BNY		JK

ACCOUNT NAME	ISSUE DATE	INTEREST RATE	ORIGINAL ISSUE	OUTSTANDING (06/30/10)	ACCT - BAL (06/30/10)	LAST DEBT	DEBT MONTH	PAYING AGENT	BOND I COUNSEL
Charleston 01-B Sewer Reserve	5/22/2001				72,854.80				
Charleston 01-C Sewer Revenue	5/22/2001	0.00%	30,492	21,028	1,123.41	2029	10/	MBC - BNY2	JK
Charleston 01-C Sewer Reserve	5/22/2001				1,337.85				
Charleston 02-A Sewer Ref Revenue	12/1/2002	2.000% - 3.700%	1,755,000	435,000	152,450.23	2012	01/07	MBC - DTC	JK
Charleston 02-A Sewer Ref Reserve	12/1/2002				175,602.32				
Charleston 02-B Sewer Ref Revenue	12/1/2002	2.000% - 4.430%	5,160,000	2,885,000	321,609.57	2017	01/07	MBC - DTC	JK
Charleston 02-B Sewer Ref Reserve	12/1/2002				485,756.04				
Charleston 04-A Sewer Revenue	3/23/2004	2.000% - +1.0%AF	9,835,120	7,731,144	94,685.54	2025	36/91	MBC - DEP	JK
Charleston 04-A Sewer Reserve	3/23/2004				598,207.34				
Charleston 05-A Parking Ref Revenue	3/8/2005	2.500% - 4.500%	8,710,000	5,540,000	197,642.45	2016	06/12	MBC - DTC	JK
Charleston 05-A Parking Ref Reserve	3/8/2005				871,507.80				
Charleston 05-A Sewer Revenue	5/5/2005	5.05%	36,617,310	35,104,894	819,855.88	2044	10/04	MBC - BNY	JK
Charleston 05-A Sewer Reserve	5/5/2005				2,159,110.59				
Charleston 05-B Parking Ref Revenue	4/1/2005	3.000% - 4.000%	2,655,000	945,000	86,285.21	2013	06/12	MBC - DTC	JK
Charleston 05-B Parking Ref Reserve	4/1/2005				265,654.80				
Charleston 05-B1 Sewer Revenue	5/5/2005	2.00%	1,822,690	1,693,693	36,792.87	2044	10/04	MBC - BBT	JK
Charleston 05-B2 Sewer Revenue	5/5/2005	2.00%	334,771	277,983	13,606.18	2044	10/04	MBC - BBT	JK
Charleston 08-A Sewer Revenue	6/26/2008	2.000% - +1.0%AF	#9,000,000	8,388,363	51,964.72	2030	36/91	MBC - DEP	JK
Charleston 08-A Sewer Reserve	6/26/2008				547,411.75				
Charleston 09-A Civic Center Imp Revenue	12/17/2009	3.000% - 4.400%	3,275,000	3,275,000	81,507.06	2024	12/06	MBC - DTC	JK
Charleston 89-A Sewer Revenue	3/21/1989	8.40%	1,912,194	1,600,039	86,419.23	2029	10/04	MBC - BNY	JK
Charleston 89-A Sewer Reserve	3/21/1989				167,977.49				
Charleston 89-B Sewer Revenue	3/21/1989	0.00%	283,458	145,363	7,509.81	2029	10/	MBC - BNY2	JK
Charleston 89-B Sewer Reserve	3/21/1989				7,314.41				
Charleston 89-C Sewer Revenue	11/21/1989	8.40%	829,856	694,387	37,519.61	2029	10/04	MBC - BNY	JK
Charleston 89-C Sewer Reserve	11/21/1989				72,898.57				
Charleston 89-D Sewer Revenue	11/21/1989	0.00%	123,015	63,085	3,270.89	2029	10/	MBC - BNY2	JK
Charleston 89-D Sewer Reserve	11/21/1989				4,173.98				
Charleston 93-A Sewer Revenue	12/2/1993	3.00%	773,237	182,204	4,978.93	2014	36/91	MBC - DEP	JK
Charleston 93-A Sewer Reserve	12/2/1993				51,584.41				
Charleston 96-A Sewer Revenue	10/9/1996	2.000% - +1.0%AF	2,671,058	1,162,998	43,680.36	2018	36/91	MBC - DEP	JK
Charleston 96-A Sewer Reserve	10/9/1996				162,462.72				

ACCOUNT NAME	ISSUE DATE	INTEREST RATE	ORIGINAL ISSUE	OUTSTANDING (06/30/10)	ACCT - BAL (06/30/10)	LAST DEBT	DEBT MONTH	PAYING AGENT	BOND I COUNSEL
Charleston 96-B Sewer Revenue	11/26/1996	2.000% - +1.0%AF	395,299	161,797	6,463.89	2017	36/91	MBC - DEP	JK
Charleston 96-B Sewer Reserve	11/26/1996				24,044.43				
Charleston 97-A Sewer Revenue	7/22/1997	2.000% - +1.0%AF	732,688	328,511	11,984.13	2018	36/91	MBC - DEP	JK
Charleston 97-A Sewer Reserve	7/22/1997				44,565.90				
Charleston 97-B Sewer Revenue	10/7/1997	2.000% - +1.0%AF	5,237,584	2,549,879	85,651.04	2019	36/91	MBC - DEP	JK
Charleston 97-B Sewer Reserve	10/7/1997				318,568.32				
Charleston 98 Civic Center Imp Revenue	9/1/1998	4.600% - 5.100%	3,635,000	2,530,000	174,381.23	2023	09/03	MBC - DTC	G&G
Charleston 98-A Sewer Revenue	12/10/1998	2.000% - +1.0%AF	994,537	496,814	16,266.03	2019	36/91	MBC - DEP	JK
Charleston 98-A Sewer Reserve	12/10/1998				60,491.73				
Charleston 99-A Sewer Revenue	6/22/1999	8.38%	686,229	571,560	34,873.46	2026	10/04	MBC - BNY	JK
Charleston 99-A Sewer Reserve	6/22/1999				64,308.83				
Charleston 99-B Sewer Revenue	6/22/1999	0.00%	132,072	80,187	4,958.54	2026	10/	MBC - BNY2	JK
Charleston 99-B Sewer Reserve	6/22/1999				6,137.27				
Chas-Kan Cty Reg Devel Auth 00-A W Rev	1/27/2000	4.350% - 6.375%*	8,705,000	7,920,000	101,291.48	2039	06/12	MBC - BNY	VLF
Chas-Kan Cty Reg Devel Auth 05-A W Res	6/28/2005				37,411.51				S&J
Chas-Kan Cty Reg Devel Auth 09-A W Res	4/16/2009				22,977.92				S&J
Chas-Kan Cty Reg Devel Auth 09-B W Rev	6/29/2009	0.00%	167,300	164,308	491.44	2048	36/91	MBC - UNB	S&J
Chas-Kan Cty Reg Devel Auth 09-B W Res	6/29/2009				0.00				S&J
Chelyan PSD 02 Sewer Revenue	6/4/2002	0.00%	3,118,574	2,592,062	14,603.81	2042	36/91	MBC - UNB	G&G
Chelyan PSD 02 Sewer Reserve	6/4/2002				57,546.37				
Chelyan PSD 09-A Sewer Revenue	12/15/2009	0.000% - +1.0%AF	#2,761,569	437,120	0.00	2031	36/91	MBC - DEP	JK
Chelyan PSD 09-A Sewer Reserve	12/15/2009				0.00				
Chelyan PSD 94-A Sewer Revenue	4/22/1994	6.75%	1,023,500	878,866	32,742.79	2033	10/04	MBC - BNY	JK
Chelyan PSD 94-A Sewer Reserve	4/22/1994				75,011.29				
Chelyan PSD 94-B Sewer Revenue	4/22/1994	6.75%	175,276	150,507	5,607.30	2033	10/04	MBC - BNY	JK
Chelyan PSD 94-B Sewer Reserve	4/22/1994				12,911.07				
Chelyan PSD 95-A Sewer Revenue	6/29/1995	6.75%	634,000	547,547	20,399.50	2033	10/04	MBC - BNY	JK
Chelyan PSD 95-A Sewer Reserve	6/29/1995				46,733.37				
Chelyan PSD 99-A Sewer Revenue	7/15/1999	0.000% - +0.5%AF	2,518,000	1,741,592	16,268.01	2031	36/91	MBC - DEP	JK
Chelyan PSD 99-A Sewer Reserve	7/15/1999				83,987.99				
Chester 77 Water & Sewer Revenue	12/16/1977	5.00%	1,879,000	644,000	18,752.65	2017	04/10	GMAC-CPLT1:B1T	GOVT
Chester 77 Water & Sewer Reserve	12/16/1977				224,207.32				

ACCOUNT NAME	ISSUE DATE	INTEREST RATE	ORIGINAL ISSUE	OUTSTANDING (06/30/10)	ACCT - BAL (06/30/10)	LAST DEBT	DEBT MONTH	PAYING AGENT	BOND I	COUNSEL
Chester 88-A Water & Sewer Revenue	7/6/1988	9.00%	1,133,851	946,165	45,528.26	2028	10/04	MBC - BNY		S&J
Chester 88-A Water & Sewer Reserve	7/6/1988				105,748.06					
Chester 88-B Water & Sewer Revenue	7/6/1988	0.00%	283,463	138,103	6,907.53	2028	10/	MBC - BNY2		S&J
Chester 88-B Water & Sewer Reserve	7/6/1988				8,352.90					
Chester 96-A Water & Sewer Revenue	12/17/1996	0.000% - +1.0%AF	1,301,239	504,230	14,641.98	2018	36/91	MBC - DEP		S&J
Chester 96-A Water & Sewer Reserve	12/17/1996				75,013.99					
Chestnut Ridge PSD 95 Water Revenue	10/10/1995	6.75%	185,000	159,797	7,079.29	2033	10/04	MBC - BNY		S&J
Chestnut Ridge PSD 95 Water Reserve	10/10/1995				13,706.46					
Clarksburg 01-A Water Revenue	4/23/2001	2.000% - +1.0%AF	2,383,850	1,514,061	0.00	2022	36/91	MBC - BPH		S&J
Clarksburg 01-A Water Reserve	4/23/2001				90,364.36					
Clarksburg 02 Water Ref Revenue	7/1/2002	1.600% - 4.960%	16,260,000	10,515,000	22,413.07	2019	09/03	MBC - DTC	I	S&J
Clarksburg 02 Water Ref Reserve	7/1/2002				1,201,777.69					
Clarksburg 04-A Water Revenue	9/28/2004	5.00%	1,885,764	1,571,258	13,205.91	2024	04/10	MBC - BNY		S&J
Clarksburg 04-A Water Reserve	9/28/2004				151,227.07					S&J
Clarksburg 09-A Sewer Revenue	7/8/2009	0.000% - +1.0%AF	#1,000,000	903,588	9,177.64	2030	36/91	MBC - DEP		S&J
Clarksburg 09-A Sewer Reserve	7/8/2009				50,045.30					
Clarksburg 92 Water Imp & Ref Revenue	12/1/1992	3.250% - 6.800%	25,500,405	1,098,258	448,978.09	2012	09/	BANK OF NY	I	S&J
Clarksburg 92 Water Imp & Ref Reserve	12/1/1992				327,658.08					
Clarksburg 96 Sewer Revenue	10/24/1996	2.000% - +1.0%AF	6,484,243	2,907,291	70,183.19	2018	36/91	MBC - DEP		S&J
Clarksburg 96 Sewer Reserve	10/24/1996				394,395.23					
Clay 09-A Water & Sewer Reserve	10/16/2009				0.00					
Clay 09-B Water & Sewer Revenue	10/16/2009	0.00%	#550,000	480,033	0.00	2049	36/91	MBC - UNB		G&G
Clay 09-B Water & Sewer Reserve	10/16/2009	0.00%			0.00					
Clay 98-B Water & Sewer Revenue	3/27/1998	0.00%	185,000	131,290	59.45	2037	36/91	MBC - UNB		S&J
Clay 98-B Water & Sewer Reserve	3/27/1998				4,773.81					
Clay County PSD 05-A Water Reserve	12/19/2005				8,887.31					
Clay County PSD 94-B Water Revenue	10/21/1994	6.75%	333,000	287,591	12,758.67	2033	10/04	MBC - BNY		JK
Clay County PSD 94-B Water Reserve	10/21/1994				24,545.62					
Clay-Roane PSD 04-A Water Revenue	11/12/2004	0.00%	1,000,000	901,316	4,645.90	2044	36/91	MBC - UNB		G&G
Clay-Roane PSD 04-A Water Reserve	11/12/2004				10,576.76					
Clay-Roane PSD 04-B Water Reserve	11/12/2004				7,369.54					G&G
Clay-Roane PSD 08 Water Reserve	6/26/2008				386.45					G&G

ACCOUNT NAME	ISSUE DATE	INTEREST RATE	ORIGINAL ISSUE	OUTSTANDING (06/30/10)	ACCT - BAL (06/30/10)	LAST DEBT	DEBT MONTH	PAYING AGENT	BOND I COUNSEL
Clay-Roane PSD 82 Water Reserve	9/24/1982				11,322.38				G&G
Clay-Roane PSD 90 Water Reserve	11/5/1990				26,535.76				G&G
Clay-Roane PSD 97 Water Reserve	4/4/1997				2,209.04				G&G
Claywood Park PSD 01 Sewer Revenue	1/4/2001	0.000% - +0.5%AF	1,800,000	1,305,000	5,377.81	2032	36/91	MBC - DEP	BRM
Claywood Park PSD 01 Sewer Reserve	1/4/2001				53,250.46				
Claywood Park PSD 03 Water Ref Revenue	6/1/2003	3.500% - 5.500%	975,000	760,000	15,772.50	2032	06/12	MBC - DTC	BRM
Claywood Park PSD 03 Water Ref Reserve	6/1/2003				74,546.99				
Claywood Park PSD 06-A Water Ref Reserve	6/28/2006				47,955.65				
Claywood Park PSD 06-B Water Ref Reserve	6/28/2006				9,817.33				
Claywood Park PSD 06-C Water Ref Reserve	6/28/2006				29,440.75				
Claywood Park PSD 08-A Sewer Revenue	10/27/2008	0.000% - +0.5%AF	#5,500,000	5,279,270	0.00	2041	36/91	MBC - DEP	S&J
Claywood Park PSD 08-A Sewer Reserve	10/27/2008				0.00				
Claywood Park PSD 08-A Water Ref Reserve	5/8/2008				2,616.00				
Claywood Park PSD 08-B Sewer Revenue	10/27/2008	0.00%	1,500,000	1,500,000	3,268.00	2048	36/91	MBC - UNB	S&J
Claywood Park PSD 08-B Sewer Reserve	10/27/2008				326.80				
Claywood Park PSD 09-A Sewer Revenue	6/18/2009	0.000% - +.25%AF	#1,027,500	765,283	0.00	2049	36/91	MBC - DEP	S&J
Claywood Park PSD 09-A Sewer Reserve	6/18/2009				0.00				
Claywood Park PSD 09-C Sewer Revenue	6/18/2009	0.00%	#100,000	79,747	0.00	2049	36/91	MBC - UNB	S&J
Claywood Park PSD 09-C Sewer Reserve	6/18/2009				0.00				
Claywood Park PSD 89-A Sewer Revenue	10/10/1989	8.40%	2,801,862	2,344,473	86,788.94	2029	10/04	MBC - BNY	JK
Claywood Park PSD 89-A Sewer Reserve	10/10/1989				247,223.21				
Claywood Park PSD 89-B Sewer Revenue	10/10/1989	0.00%	415,340	212,995	7,994.14	2029	10/	MBC - BNY2	JK
Claywood Park PSD 89-B Sewer Reserve	10/10/1989				10,929.31				
Clover PSD 01 Water Reserve	3/7/2001				6,762.21				
Cool Ridge-Flat Top PSD 07-A Water Res	3/1/2007				7,835.86				
Cool Ridge-Flat Top PSD 07-B Water Res	3/1/2007				12,885.78				
Coons Run PSD 10-A Water Revenue	1/27/2010	0.00%	#1,200,000	342,606	0.00	2041	36/91	MBC - BPH	S&J
Coons Run PSD 10-A Water Reserve	1/27/2010				0.00				
Cottageville PSD 99 Sewer Revenue	2/24/1999	2.000% - +1.0%AF	429,090	241,192	3,154.66	2020	36/91	MBC - DEP	G&G
Cottageville PSD 99 Sewer Reserve	2/24/1999				26,315.53				
Cowen PSD 04-A Water & Sewer Revenue	12/29/2004	0.000% - +1.0%AF	400,000	346,667	4,168.20	2036	36/91	MBC - BPH	S&J
Cowen PSD 04-A Water & Sewer Reserve	12/29/2004				7,061.96				

ACCOUNT NAME	ISSUE DATE	INTEREST RATE	ORIGINAL ISSUE	OUTSTANDING (06/30/10)	ACCT - BAL (06/30/10)	LAST DEBT	DEBT MONTH	PAYING AGENT	BOND I COUNSEL
Cowen PSD 04-B Water & Sewer Revenue	12/29/2004	2.000% - +1.0%AF	800,000	664,467	13,176.12	2026	36/91	MBC - BPH	S&J
Cowen PSD 04-B Water & Sewer Reserve	12/29/2004				22,661.88				
Cowen PSD 94 Water & Sewer Revenue	4/6/1994	3.00%	268,500	75,093	3,367.13	2014	36/91	MBC - DEP	S&J
Cowen PSD 94 Water & Sewer Reserve	4/6/1994				17,959.79				
Crab Orchard-Macarthur PSD 01A Sewer Rev	10/3/2001	0.000% - +0.5%AF	6,818,600	5,170,762	25,414.23	2033	36/91	MBC - DEP	S&J
Crab Orchard-Macarthur PSD 01A Sewer Res	10/3/2001				232,510.83				
Crab Orchard-Macarthur PSD 06A Sewer Rev	9/6/2006	0.000% - +.5%AF	1,314,606	1,216,005	3,927.31	2038	36/91	MBC - DEP	S&J
Crab Orchard-Macarthur PSD 06A Sewer Res	9/6/2006				44,399.42				
Crab Orchard-Macarthur PSD 06B Sewer Rev	9/6/2006	0.00%	5,852,000	5,546,008	12,749.36	2046	36/91	MBC - UNB	S&J
Crab Orchard-Macarthur PSD 06B Sewer Res	9/6/2006				72,375.14				
Crab Orchard-Macarthur PSD 08A Sewer Rev	3/27/2008	0.000% - 3.910%	3,712,815	3,379,930	23,714.11	2025	99/99	MBC-BB&T:BH	BRM
Crab Orchard-Macarthur PSD 08A Sewer Res	3/27/2008				293,891.53				
Crab Orchard-Macarthur PSD 08B Sewer Rev	8/5/2008	0.00%	#275,000	109,761	599.26	2048	36/91	MBC - UNB	S&J
Crab Orchard-Macarthur PSD 08B Sewer Res	8/5/2008				239.76				
Crab Orchard-Macarthur PSD 08C Sewer Rev	12/4/2008	0.000% - +.5AF%	#270,000	47,250	805.98	2040	36/91	MBC - DEP	S&J
Crab Orchard-Macarthur PSD 08C Sewer Res	12/4/2008				300.06				
Crab Orchard-Macarthur PSD 86B Sewer Rev	5/29/1986	0.00%	161,688	66,333	3,908.53	2025	10/	MBC - BNY2	S&J
Crab Orchard-Macarthur PSD 86B Sewer Res	5/29/1986				4,249.46				
Crab Orchard-Macarthur PSD 97A Sewer Rev	6/5/1997	0.000% - +1.0%AF	250,000	106,250	1,862.58	2018	36/91	MBC - DEP	BRM
Crab Orchard-Macarthur PSD 97A Sewer Res	6/5/1997				12,896.04				
Crab Orchard-Macarthur PSD 97B Sewer Rev	6/5/1997	0.00%	1,774,300	1,238,951	6,307.44	2037	36/91	MBC - UNB	BRM
Crab Orchard-Macarthur PSD 97B Sewer Res	6/5/1997				47,343.19				
Crab Orchard-Macarthur PSD 99 Sewer Rev	12/16/1999	2.000% - +1.0%AF	478,630	286,644	3,614.91	2021	36/91	MBC - DEP	S&J
Crab Orchard-Macarthur PSD 99 Sewer Res	12/16/1999				29,112.73				
Craigsville PSD 05-A Sewer Revenue	7/11/2005	0.00%	1,272,440	1,164,324	0.00	2045	36/91	MBC - UNB	S&J
Craigsville PSD 05-A Sewer Reserve	7/11/2005				10,781.21				
Craigsville PSD 86-A Sewer Revenue	2/18/1986	9.75%	650,000	515,780	18,115.67	2025	10/04	MBC - BNY	S&J
Craigsville PSD 86-A Sewer Reserve	2/18/1986				64,948.03				
Craigsville PSD 98-A Water Revenue	1/6/1998	0.00%	1,361,000	959,679	857.41	2037	36/91	MBC - UNB	S&J
Craigsville PSD 98-A Water Reserve	1/6/1998				34,896.70				
Crum PSD 02-A Water Reserve	5/9/2002				30,873.76				
Crum PSD 93 Water Reserve	9/8/1993				8,871.80				

ACCOUNT NAME	ISSUE DATE	INTEREST RATE	ORIGINAL ISSUE	OUTSTANDING (06/30/10)	ACCT - BAL (06/30/10)	LAST DEBT	DEBT MONTH	PAYING AGENT	BOND I COUNSEL
Culloden PSD 03-A Sewer Revenue	7/31/2003	0.000% - +0.5%AF	689,000	571,982	3,434.17	2043	36/91	MBC - DEP	S&J
Culloden PSD 03-A Sewer Reserve	7/31/2003				18,309.30				
Culloden PSD 03-C Sewer Ref Revenue	7/31/2003	5.00%	84,000	61,488	5,083.52	2020	10/04	MBC - BBT	S&J
Culloden PSD 03-C Sewer Ref Reserve	7/31/2003				7,445.23				
Culloden PSD 04-A Sewer Revenue	12/29/2004	0.000% - +0.5%AF	1,100,000	979,355	5,488.58	2044	36/91	MBC - DEP	S&J
Culloden PSD 04-A Sewer Reserve	12/29/2004				12,980.70				
Danese PSD 02-A Water Depreciation	8/22/2002				2,303.94				
Danese PSD 02-A Water Reserve	8/22/2002				15,700.84				
Danese PSD 09-A Water Reserve	9/24/2009				0.00				
Delbarton 01-A Water Revenue	7/18/2001	0.000% - +1.0%AF	258,000	189,200	5,793.63	2032	36/91	MBC - BPH	S&J
Delbarton 01-A Water Reserve	7/18/2001				8,828.55				
Delbarton 99 Sewer Note	6/15/1999	0.00%	66,073	66,073	0.00	2004	06/	MBC - UNB	JK
Doddridge County Schools 04 GO	4/1/2004	3.500% - 3.600%	8,900,000	6,065,000	808.16	2019	05/11	MBC - DTC	BRM
Doddridge County Schools 04 GO Sur Col	4/1/2004				315,593.52				
Dunbar 99 Sewer Revenue	8/24/1999	0.000% - +0.5%AF	16,152,148	10,405,703	111,002.97	2027	36/91	MBC - DEP	JTP
Dunbar 99 Sewer Reserve	8/24/1999				626,556.46				
Durbin 87-A Sewer Revenue	3/12/1987	8.38%	144,503	45,912	10,890.95	2013	10/04	MBC - BNY	JK
Durbin 87-A Sewer Reserve	3/12/1987				13,990.73				
Durbin 87-B Sewer Revenue	3/12/1987	0.00%	34,470	5,515	2,306.11	2013	10/	MBC - BNY2	JK
Durbin 87-B Sewer Reserve	3/12/1987				1,530.71				
East Bank 87 Water Reserve	9/9/1987				10,031.97				JKHO
East Bank 95-A Sewer Revenue	7/27/1995	2.000% - +1.0%AF	559,373	160,073	6,554.30	2015	36/91	MBC - DEP	H&P
East Bank 95-A Sewer Reserve	7/27/1995				37,172.79				
East View PSD 86-A Sewer Revenue	6/13/1986	9.75%	340,000	270,446	17,986.23	2025	10/04	MBC - BNY	S&J
East View PSD 86-A Sewer Reserve	6/13/1986				34,080.89				
Eastern Wyoming PSD 01-A Water Revenue	10/16/2001	0.000% - +1.0%AF	360,000	258,000	1,167.99	2031	36/91	MBC - BPH	STB
Eastern Wyoming PSD 01-A Water Reserve	10/16/2001				10,878.09				
Eastern Wyoming PSD 04-A Water Revenue	8/24/2004	0.000% - +1.0%AF	570,000	484,500	1,850.46	2035	36/91	MBC - BPH	STB
Eastern Wyoming PSD 04-A Water Reserve	8/24/2004				8,726.96				
Eastern Wyoming PSD 06-A Water Revenue	1/12/2006	0.000% - +1.0%AF	2,570,000	2,334,413	8,344.41	2037	36/91	MBC - BPH	STB
Eastern Wyoming PSD 06-A Water Reserve	1/12/2006				24,332.93				
Eastern Wyoming PSD 09-A Water Revenue	10/16/2009	0.00%	#1,000,000	219,508	0.00	2049	36/91	MBC - UNB	STB

ACCOUNT NAME	ISSUE DATE	INTEREST RATE	ORIGINAL ISSUE	OUTSTANDING (06/30/10)	ACCT - BAL (06/30/10)	LAST DEBT	DEBT MONTH	PAYING AGENT	BOND I COUNSEL
Eastern Wyoming PSD 09-A Water Reserve	10/16/2009				0.00				
Elizabeth 02 Water Reserve	2/6/2002				8,898.47				
Elizabeth 08 Water Reserve	2/8/2008				2,252.24				
Elizabeth 82 Water Depreciation	6/9/1982				65,022.66				
Elizabeth 82 Water Reserve	6/9/1982				32,018.26				
Elizabeth 82-A Sewer R&R	9/13/1982				1,253.90				
Elizabeth 82-B Sewer Revenue	9/13/1982	0.00%	87,894	23,755	2,123.60	2019	10/	MBC - BNY2	S&J
Elizabeth 99 Sewer Revenue	8/31/1999	0.000% - +1.0%AF	108,000	56,700	1,066.38	2020	36/91	MBC - DEP	G&G
Elizabeth 99 Sewer Reserve	8/31/1999				5,544.53				
Elk Valley (Big Sandy) PSD 90-A S Rev	7/12/1990	8.10%	1,388,390	1,155,893	61,734.63	2029	10/04	MBC - BNY	S&J
Elk Valley (Big Sandy) PSD 90-A S Res	7/12/1990				118,699.50				
Elk Valley (Big Sandy) PSD 90-B S Rev	7/12/1990	0.00%	62,701	33,001	2,639.01	2029	10/	MBC - BNY2	S&J
Elk Valley (Big Sandy) PSD 90-B S Res	7/12/1990				2,660.84				
Elk Valley (Elk-Pinch) PSD 87A Sewer Rev	8/20/1987	8.38%	5,227,400	4,088,574	246,480.34	2026	10/04	MBC - BNY	LFG
Elk Valley (Elk-Pinch) PSD 87A Sewer Res	8/20/1987				459,962.50				
Elk Valley (Elk-Pinch) PSD 87B Sewer Rev	8/20/1987	0.00%	1,282,163	573,599	30,937.19	2026	10/	MBC - BNY2	LFG
Elk Valley (Elk-Pinch) PSD 87B Sewer Res	8/20/1987				33,765.05				
Elk Valley PSD 08-A Sewer Revenue	8/12/2008	0.000% - +0.5%AF	#18,061,117	17,160,585	0.00	2041	36/91	MBC - DEP	G&G
Elk Valley PSD 08-A Sewer Reserve	8/12/2008				0.00				G&G
Elkins 04-A Sewer Refunding Revenue	6/18/2004	4.25%	1,022,000	679,972	16,479.56	2019	99/99	MBC-DAVIS TR:BH	S&J
Elkins 04-A Sewer Refunding Reserve	6/18/2004				93,499.30				
Elkins 06-A Sewer Refunding Revenue	12/12/2006	2.000% - +1.0%AF	8,588,400	7,900,043	55,438.81	2028	36/91	MBC - DEP	S&J
Elkins 06-A Sewer Refunding Reserve	12/12/2006				522,377.99				
Elkins 08-A Sewer Refunding Reserve	5/16/2008				1,940.07				
Elkins 09-A Sewer Revenue	6/18/2009	0.000% - +1.0%AF	#883,280	882,700	0.00	2040	36/91	MBC - DEP	S&J
Elkins 09-A Sewer Reserve	6/18/2009				29,467.74				
Elkins 86-B Sewer Revenue	4/28/1986	0.00%	517,001	206,800	23,689.12	2025	10/	MBC - BNY2	JK
Elkins 86-B Sewer Reserve	4/28/1986				18,908.21				
Elkins 96-A Sewer Revenue	8/22/1996	2.000% - +1.0%AF	300,000	118,846	3,148.09	2017	36/91	MBC - DEP	S&J
Elkins 96-A Sewer Reserve	8/22/1996				18,246.52				
Elkins Road PSD 04-A Water Reserve	12/20/2004				9,845.96				
Elkins Road PSD 04-B Water Revenue	12/20/2004	0.00%	1,509,788	1,361,770	3,833.73	2044	36/91	MBC - UNB	S&J

ACCOUNT NAME	ISSUE DATE	INTEREST RATE	ORIGINAL ISSUE	OUTSTANDING (06/30/10)	ACCT - BAL (06/30/10)	LAST DEBT	DEBT MONTH	PAYING AGENT	BOND I COUNSEL
Elkins Road PSD 04-B Water Reserve	12/20/2004				15,188.59				S&J
Elkins Road PSD 98-A Water Revenue	9/10/1998	0.00%	2,032,000	1,481,393	8,545.56	2038	36/91	MBC - UNB	S&J
Elkins Road PSD 98-A Water Reserve	9/10/1998				58,564.55				
Enlarged Hepzibah PSD 05-A Sewer Reserve	7/25/2005				1,404.89				
Enlarged Hepzibah W PSD 03-A Sewer Rev	9/23/2003	0.000% - +0.5%AF	1,900,000	1,567,486	0.00	2035	36/91	MBC - DEP	S&J
Enlarged Hepzibah W PSD 03-A Sewer Res	9/23/2003				19,271.28				
Fairmont 03-A Sewer Revenue	6/26/2003	0.000% - +0.5%AF	#485,543	392,462	2,101.64	2034	36/91	MBC - DEP	S&J
Fairmont 03-A Sewer Reserve	6/26/2003				19,240.63				
Fairmont 07-A Sewer Revenue	10/11/2007	2.000% - +1.0%AF	#5,577,760	5,193,400	45,864.14	2029	36/91	MBC - DEP	S&J
Fairmont 07-A Sewer Reserve	10/11/2007				46,040.21				
Fairmont 08-A Water Revenue	6/26/2008	0.000% - +1.0%AF	#2,750,000	2,550,573	8,794.27	2039	36/91	MBC - BPH	S&J
Fairmont 08-A Water Reserve	6/26/2008				92,354.17				
Fairmont 10-A Water Revenue	1/21/2010	0.00%	#4,447,618	155,836	0.00	2041	36/91	MBC - BPH	S&J
Fairmont 10-A Water Reserve	1/21/2010				0.00				
Fairmont 10-C Water Revenue	1/21/2010	5.00%	2,000,000	2,000,000	200,040.02	2031	10/04	MBC - BNY	S&J
Fairmont 10-C Water Reserve	1/21/2010				0.00				
Fairmont 10-D Water Revenue	1/21/2010	0.00%	#1,250,104	-0-	0.00	2049	36/91	MBC - UNB	S&J
Fairmont 10-D Water Reserve	1/21/2010				0.00				
Fairmont 83 Water Revenue	12/2/1983	6.500% - 10.000%	10,500,000	ET:OVB-CHA	0.00	2013	07/01	BBT	JK
Fairmont 85 & 88 Sewer Ref Depreciation					954.85				
Fairmont 85 & 88 Sewer Ref Reserve					87,216.35				
Fairmont 88 Sewer Ref Revenue	11/30/1988	6.600% - 7.750%	3,680,320	275,627	467,016.85	2011	11/	BK OF NY	I S&J
Fairmont 97 Water Ref Revenue	6/1/1997	4.250% - 5.500%	10,260,000	3,610,000	927,270.48	2013	07/01	BANK OF NY	I S&J
Fairmont 97 Water Ref Reserve	6/1/1997		LTR/CREDIT		6,941.45				
Fairmont 98 Water Revenue	12/15/1998	3.600% - 4.900%	9,600,000	8,690,000	342,377.61	2029	07/01	MBC - DTC	I S&J
Fairmont 98 Water Reserve	12/15/1998				835,005.21				
Fairmont 99 Water Revenue	1/1/1999	4.500% - 5.250%	19,945,000	19,945,000	500,981.48	2029	07/01	MBC - DTC	I S&J
Fairmont 99 Water Reserve	1/1/1999				1,877,324.86				
Falling Spring 09-A Water Reserve	7/27/2009				0.00				
Farmington 07-A Sewer Revenue	11/14/2007	0.00%	#320,000	277,509	922.11	2047	36/91	MBC - UNB	S&J
Farmington 07-A Sewer Reserve	11/14/2007				8,211.66				
Fayetteville 93-A Water & Sewer Rev Escrow	5/14/1993	6.75%	450,000	111,505	0.00	2012	10/04	MBC - BNY	S&J

ACCOUNT NAME	ISSUE DATE	INTEREST RATE	ORIGINAL ISSUE	OUTSTANDING (06/30/10)	ACCT - BAL (06/30/10)	LAST DEBT	DEBT MONTH	PAYING AGENT	BOND I COUNSEL
Fayetteville 93-A Water & Sewer Reserve	5/14/1993				34,476.26				
Flatwoods-Canoe Run PSD 01 W Imp&Ref Rev	10/1/2001	4.250% - 5.650%	2,240,000	1,955,000	60,972.75	2031	10/04	MBC - DTC	G&G
Flatwoods-Canoe Run PSD 01 W Imp&Ref Res	10/1/2001				147,564.00				
Flatwoods-Canoe Run PSD 05-A Water Rev	12/8/2005	0.00%	5,085,825	4,686,937	6,983.61	2045	36/91	MBC - UNB	S&J
Flatwoods-Canoe Run PSD 05-A Water Res	12/8/2005				32,368.46				
Flatwoods-Canoe Run PSD 07-A Water Rev	4/24/2007	0.00%	#1,014,000	958,001	1,372.40	2047	36/91	MBC - UNB	S&J
Flatwoods-Canoe Run PSD 07-A Water Res	4/24/2007				3,722.03				
Flatwoods-Canoe Run PSD 09-A Water Rev	8/21/2009	5.250% - 6.000%	2,175,000	2,175,000	186,969.63	2039	09/03	MBC - DTC	S&J
Flatwoods-Canoe Run PSD 09-A Water Res	8/21/2009				161,894.43				
Flatwoods-Canoe Run PSD 90-A Sewer Rev	11/14/1990	8.10%	1,147,938	955,706	49,638.77	2029	10/04	MBC - BNY	S&J
Flatwoods-Canoe Run PSD 90-A Sewer Res	11/14/1990		LTR/CREDIT		2.03				
Flatwoods-Canoe Run PSD 90-B Sewer Rev	11/14/1990	0.00%	51,842	27,285	1,172.81	2029	10/	MBC - BNY2	S&J
Flatwoods-Canoe Run PSD 90-B Sewer Res	11/14/1990				1,370.32				
Flatwoods-Canoe Run PSD 90-C Sewer Res	11/14/1990				69,958.74				
Flatwoods-Canoe Run PSD 91-A Sewer Rev	11/15/1991	7.75%	275,806	232,190	10,142.23	2031	10/04	MBC - BNY	S&J
Flatwoods-Canoe Run PSD 91-A Sewer Res	11/15/1991		LTR/CREDIT		2.65				
Flatwoods-Canoe Run PSD 91-B Sewer Rev	11/15/1991	0.00%	9,194	5,186	202.82	2031	10/	MBC - BNY2	S&J
Flatwoods-Canoe Run PSD 91-B Sewer Res	11/15/1991				236.95				
Flatwoods-Canoe Run PSD 94 Sewer Revenue	4/14/1994	0.00%	2,896,000	685,890	38,012.35	2014	36/91	MBC - DEP	S&J
Flatwoods-Canoe Run PSD 94 Sewer Reserve	4/14/1994		LTR/CREDIT		0.23				
Flatwoods-Canoe Run PSD 96-A Water Res	6/12/1996				8,126.72				
Flatwoods-Canoe Run PSD 96-B Water Res	6/12/1996				2,374.98				
Flatwoods-Canoe Run PSD 97 Sewer Revenue	2/11/1997	0.000% - +1.0%AF	400,000	155,000	5,492.86	2018	36/91	MBC - DEP	S&J
Flatwoods-Canoe Run PSD 97 Sewer Reserve	2/11/1997		LTR/CREDIT		0.21				
Flatwoods-Canoe Run PSD 98-B Water Rev	9/24/1998	3.00%	890,000	734,785	2,031.24	2038	36/91	MBC - UNB	S&J
Flatwoods-Canoe Run PSD 98-B Water Res	9/24/1998				38,095.00				
Flemington 98-A Sewer Revenue	6/4/1998	0.000% - +1.0%AF	160,000	76,000	731.66	2019	36/91	MBC - DEP	S&J
Flemington 98-A Sewer Reserve	6/4/1998				8,000.32				
Flemington 98-B Sewer Revenue	6/4/1998	0.00%	663,700	478,381	1,431.18	2038	36/91	MBC - UNB	S&J
Flemington 98-B Sewer Reserve	6/4/1998				17,238.85				
Follansbee 02-A Water Revenue	8/16/2002	5.80%	7,790,000	7,255,570	158,810.14	2039	10/04	MBC - BNY	S&J
Follansbee 02-A Water Reserve	8/16/2002				369,959.19				

ACCOUNT NAME	ISSUE DATE	INTEREST RATE	ORIGINAL ISSUE	OUTSTANDING (06/30/10)	ACCT - BAL (06/30/10)	LAST DEBT	DEBT MONTH	PAYING AGENT	BOND I COUNSEL
Follansbee 98-A Sewer Revenue	6/4/1998	0.000% - +1.0%AF	8,616,372	4,200,467	0.00	2020	36/91	MBC - DEP	S&J
Follansbee 98-A Sewer Reserve	6/4/1998				401,210.15				
Fort Gay 99-A Water Revenue	7/19/1999	0.000% - +1.0%AF	305,000	200,778	969.19	2030	36/91	MBC - BPH	JK
Fort Gay 99-A Water Reserve	7/19/1999				10,168.27				
Fountain PSD 07-A Water Reserve	1/7/2007				4,005.95				S&J
Fountain PSD 07-B Water Revenue	1/9/2007	0.00%	1,140,000	1,073,805	4,850.83	2046	36/91	MBC - UNB	S&J
Fountain PSD 07-B Water Reserve	1/9/2007				9,835.75				
Fountain PSD 90-A Water Revenue	4/20/1990	7.85%	356,633	293,357	13,294.30	2029	10/04	MBC - BNY	S&J
Fountain PSD 90-A Water Reserve	4/20/1990				29,582.68				
Fountain PSD 90-B Water Revenue	4/20/1990	0.00%	16,642	8,534	539.13	2029	10/	MBC - BNY2	S&J
Fountain PSD 90-B Water Reserve	4/20/1990				427.88				
Frankfort PSD 00-A Sewer Revenue	6/22/2000	0.000% - +0.5%AF	500,000	362,489	2,778.62	2032	36/91	MBC - DEP	S&J
Frankfort PSD 00-A Sewer Reserve	6/22/2000				15,127.16				
Frankfort PSD 00-B Sewer Revenue	6/22/2000	0.00%	1,572,459	1,233,285	6,965.84	2040	36/91	MBC - UNB	S&J
Frankfort PSD 00-B Sewer Reserve	6/22/2000				37,310.94				
Frankfort PSD 08-A Water Revenue	5/6/2008	0.00%	400,000	382,276	817.53	2048	36/91	MBC - UNB	S&J
Frankfort PSD 08-A Water Reserve	5/6/2008				1,848.82				
Frankfort PSD 10-A Sewer BAN	3/18/2010	0.00%	#6,537,749	-0-	0.00	2010	09/	MBC - UNB	S&J
Frankfort PSD 10-A Sewer Revenue	3/18/2010	0.00%	#7,249,751	1,471,359	0.00	2050	36/91	MBC - UNB	S&J
Frankfort PSD 10-A Sewer Reserve	3/18/2010				0.00				
Franklin 03 Sewer Revenue	2/11/2003	0.000% - +0.5%AF	1,332,645	1,066,101	12,198.16	2034	36/91	MBC - DEP	S&J
Franklin 03 Sewer Reserve	2/11/2003				27,410.04				
Franklin 03-A Water Revenue	12/17/2003	0.000% - +1.0%AF	2,528,623	2,065,042	25,334.49	2034	36/91	MBC - BPH	S&J
Franklin 03-A Water Reserve	12/17/2003				47,796.59				
Franklin 87-A Sewer Revenue	6/8/1987	8.38%	220,741	70,134	17,077.82	2013	10/04	MBC - BNY	S&J
Franklin 87-A Sewer Reserve	6/8/1987				21,757.65				
Franklin 87-B Sewer Revenue	6/8/1987	0.00%	52,655	8,425	1,580.09	2013	10/	MBC - BNY2	S&J
Franklin 87-B Sewer Reserve	6/8/1987				2,108.68				
Franklin 94 Water Revenue	5/27/1994	6.75%	309,000	265,334	13,923.45	2033	10/04	MBC - BNY	S&J
Franklin 94 Water Reserve	5/27/1994				22,646.71				
Friendly PSD 04-A Sewer Revenue	9/28/2004	0.00%	252,100	219,985	603.28	2044	36/91	MBC - UNB	S&J
Friendly PSD 04-A Sewer Reserve	9/28/2004				3,385.32				S&J

ACCOUNT NAME	ISSUE DATE	INTEREST RATE	ORIGINAL ISSUE	OUTSTANDING (06/30/10)	ACCT - BAL (06/30/10)	LAST DEBT	DEBT MONTH	PAYING AGENT	BOND I COUNSEL
Friendly PSD 05-A Water Revenue	3/11/2005	0.00%	300,000	269,032	713.18	2045	36/91	MBC - UNB	S&J
Friendly PSD 05-A Water Reserve	3/11/2005				3,747.00				
Friendly PSD 05-B Water Revenue	3/11/2005	5.00%	40,000	13,575	5,741.87	2011	10/04	MBC - BBT	S&J
Friendly PSD 05-B Water Reserve	3/11/2005				7,362.65				S&J
Friendly PSD 08-A Water Revenue	12/4/2008	0.00%	#2,450,000	2,433,064	5,268.54	2048	36/91	MBC - UNB	S&J
Friendly PSD 08-A Water Reserve	12/4/2008				2,107.96				
Friendly PSD 94-A Water Reserve	6/22/1994				19,847.58				
Friendly PSD 94-B Water Reserve	11/3/1994				4,250.38				
Friendly PSD 97 Water Reserve	6/11/1997				20,148.57				
Gap Mills PSD 07-A Water Reserve	5/21/2007				2,193.72				S&J
Gap Mills PSD 07-B Water Reserve	5/21/2007				500.12				S&J
Gary 00-A Water Revenue	8/1/2000	0.000% - +0.5%AF	1,786,911	1,265,726	11,735.55	2031	36/91	MBC - BPH	JK
Gary 00-A Water Reserve	8/1/2000				58,960.94				
Gauley River PSD 05-A Water Reserve	11/2/2005				23,914.51				
Gauley River PSD 07-A Water Revenue	11/13/2007	0.00%	354,818	334,604	1,484.19	2047	36/91	MBC - UNB	JK
Gauley River PSD 07-A Water Reserve	11/13/2007				2,181.35				
Gauley River PSD 10-A Water Reserve	3/25/2010				0.00				
Gauley River PSD 86-A Water Revenue	5/9/1986	9.75%	123,230	98,283	6,547.75	2025	10/04	MBC - BNY	JK
Gauley River PSD 86-A Water Reserve	5/9/1986				12,447.44				
Gauley River PSD 86-B Water Revenue	5/9/1986	0.00%	61,350	25,831	3,007.86	2025	10/	MBC - BNY2	JK
Gauley River PSD 86-B Water Reserve	5/9/1986				3,345.09				
Gilbert 09-A Water Reserve	8/3/2009				2,064.93				
Gilbert 98-A Sewer Revenue	9/29/1998	0.000% - +1.0%AF	1,250,000	609,375	14,364.12	2020	36/91	MBC - DEP	JK
Gilbert 98-A Sewer Reserve	9/29/1998				69,540.17				
Gilbert 98-B Sewer Revenue	9/29/1998	1.00%	1,250,000	1,250,000	0.00	2038	36/91	MBC - UNB	JK
Gilbert 98-B Sewer Reserve	9/29/1998				0.00				
Gilmer County PSD 05-A Water Revenue	4/19/2005	0.00%	1,470,000	1,326,818	3,594.87	2045	36/91	MBC - UNB	S&J
Gilmer County PSD 05-A Water Reserve	4/19/2005				14,880.69				
Gilmer County PSD 05-B Water Revenue	4/19/2005	0.000% - +1.0%AF	1,639,000	1,434,115	5,450.04	2036	36/91	MBC - BPH	S&J
Gilmer County PSD 05-B Water Reserve	4/19/2005				21,293.46				
Gilmer County PSD 08-A Water Revenue	4/16/2008	0.00%	1,325,000	1,299,188	2,868.49	2048	36/91	MBC - UNB	S&J
Gilmer County PSD 08-A Water Reserve	4/16/2008				34,934.00				

ACCOUNT NAME	ISSUE DATE	INTEREST RATE	ORIGINAL ISSUE	OUTSTANDING (06/30/10)	ACCT - BAL (06/30/10)	LAST DEBT	DEBT MONTH	PAYING AGENT	BOND I	COUNSEL
Glen Dale 98-A Water Revenue	8/26/1998	6.25%	500,000	443,410	12,347.91	2035	10/04	MBC - BNY		S&J
Glen Dale 98-A Water Reserve	8/26/1998				34,991.73					
Glen Rogers PSD 06-A Sewer Revenue	6/27/2006	0.000% - +0.5%AF	160,000	139,990	972.56	2036	36/91	MBC - DEP		S&J
Glen Rogers PSD 06-A Sewer Reserve	6/27/2006				2,141.70					S&J
Glen White Trap Hill 07-A Water Reserve	9/26/2007				0.00					
Glenville 98 Water & Sewer Reserve	10/21/1998				79,918.81					S&J
Grafton 00 Water & Sewer Sys Design Rev	7/7/2000	0.000% - +0.5%AF	718,500	502,932	3,513.62	2031	36/91	MBC - DEP		S&J
Grafton 00 Water & Sewer Sys Design Res	7/7/2000				27,966.59					
Grafton 02 Hospital Ref Revenue	1/3/2002	VARIABLE- 5.270%	1,500,000	1,061,835	35,122.64	2022	14/71	MBC-HUNT NB:BH		S&J
Grafton 02 Hospital Ref Reserve	1/3/2002				21,815.57					
Grafton 05-A Water & Sewer Revenue	12/19/2005	0.000% - +0.5%AF	4,227,582	3,910,512	12,631.09	2038	36/91	MBC - DEP		S&J
Grafton 05-A Water & Sewer Reserve	12/19/2005				159,540.61					
Grafton 94 Water & Sewer Revenue	7/27/1994	6.75%	2,830,000	2,430,085	90,376.65	2033	10/04	MBC - BNY		S&J
Grafton 94 Water & Sewer Reserve	7/27/1994				207,407.09					
Grandview-Doolin PSD 00-A Water Revenue	5/2/2000	0.000% - +1.0%AF	1,483,979	1,051,134	10,101.51	2031	36/91	MBC - BPH		S&J
Grandview-Doolin PSD 00-A Water Reserve	5/2/2000				49,497.26					
Grandview-Doolin PSD 00-B Water Revenue	5/2/2000	0.00%	3,305,290	2,554,085	12,123.90	2040	36/91	MBC - UNB		S&J
Grandview-Doolin PSD 00-B Water Reserve	5/2/2000				85,901.91					
Grant County Memorial Hosp 98-A Ref GO	5/1/1998	3.850% - 5.300%	1,780,000	930,000	160,621.72	2019	04/10	WESBK-WHEEL	I	JK
Grant County PSD 05-A Water Revenue	7/28/2005	0.00%	1,833,369	1,655,946	8,397.23	2045	36/91	MBC - UNB		JK
Grant County PSD 05-A Water Reserve	7/28/2005				19,361.42					JK
Grant County PSD 08-A Water Reserve	3/27/2008				870.15					
Grant Town 07-A Water Revenue	12/20/2007	0.00%	#147,560	131,846	611.91	2028	36/91	MBC - UNB		S&J
Grant Town 07-A Water Reserve	12/20/2007				1,329.99					S&J
Grantsville 09-A Sewer Revenue	11/12/2009	0.00%	#343,361	182,348	0.35	2049	36/91	MBC - DEP		S&J
Grantsville 09-A Sewer Reserve	11/12/2009				0.00					S&J
Grantsville 73 & 90 Sewer Reserve					10,802.35					---/G&G
Grantsville 73 Sewer Depreciation	9/5/1973				1,010.03					
Grantsville 73 Sewer Revenue	9/5/1973	5.00%	164,000	21,132	4,862.55	2013	01/	USDA:RD-PARKBG		GOVT
Grantsville 91 Water Depreciation	2/27/1991				5,706.51					
Grantsville 91 Water Reserve	2/27/1991				4,730.48					
Greater Harrison Cty PSD 03-A Sewer Rev	6/26/2003	0.000% - +0.5%AF	1,981,165	1,698,135	4,702.96	2043	36/91	MBC - DEP		S&J

ACCOUNT NAME	ISSUE DATE	INTEREST RATE	ORIGINAL ISSUE	OUTSTANDING (06/30/10)	ACCT - BAL (06/30/10)	LAST DEBT	DEBT MONTH	PAYING AGENT	BOND I COUNSEL
Greater Harrison Cty PSD 03-A Sewer Res	6/26/2003				53,524.01				
Greater Harrison Cty PSD 03-B Sewer Rev	6/26/2003	0.00%	4,130,000	3,540,000	8,938.78	2043	36/91	MBC - UNB	S&J
Greater Harrison Cty PSD 03-B Sewer Res	6/26/2003				112,764.13				
Greater Harrison Cty PSD 04-A Water Rev	7/27/2004	0.00%	#703,000	620,791	1,778.98	2044	36/91	MBC - UNB	S&J
Greater Harrison Cty PSD 04-A Water Res	7/27/2004				8,719.50				
Greater Harrison Cty PSD 06-A Water Rev	3/29/2006	0.00%	1,250,000	1,153,220	2,779.40	2046	36/91	MBC - UNB	S&J
Greater Harrison Cty PSD 06-A Water Res	3/29/2006				10,078.68				S&J
Greater Harrison Cty PSD 08-A Sewer Rev	10/27/2008	0.00%	943,500	925,353	2,016.45	2048	36/91	MBC - UNB	S&J
Greater Harrison Cty PSD 08-A Sewer Res	10/27/2008				2,016.89				
Greater Harrison Cty PSD 09-A Water Rev	3/16/2009	0.00%	#1,500,000	1,500,000	3,226.00	2049	36/91	MBC - UNB	S&J
Greater Harrison Cty PSD 09-A Water Res	3/16/2009				38,771.15				
Greater Harrison Cty PSD 10-A Sewer Rev	6/24/2010	3.000% - 5.000%	#878,500	414,503	0.00	2030	14/71	MBC - BBT	S&J
Greater Harrison Cty PSD 10-A Sewer Res	6/24/2010				0.00				
Greater Marion PSD 00 Sewer Revenue	12/11/2000	0.000% - +0.5%AF	400,000	283,310	2,381.19	2031	36/91	MBC - DEP	S&J
Greater Marion PSD 00 Sewer Reserve	12/11/2000				11,890.21				
Greater Marion PSD 99-A Sewer Revenue	6/23/1999	0.000% - +1.0%AF	400,000	215,000	3,656.96	2021	36/91	MBC - DEP	S&J
Greater Marion PSD 99-A Sewer Reserve	6/23/1999				18,835.94				
Greater Marion PSD 99-B Sewer Revenue	6/23/1999	0.00%	1,700,000	1,272,248	7,285.58	2039	36/91	MBC - UNB	S&J
Greater Marion PSD 99-B Sewer Reserve	6/23/1999				43,514.89				
Greater Paw Paw Sanitary Dist 87-A S Rev	4/7/1987	8.38%	1,548,258	1,210,962	55,388.09	2026	10/04	MBC - BNY	S&J
Greater Paw Paw Sanitary Dist 87-A S Res	4/7/1987				136,287.66				
Greater Paw Paw Sanitary Dist 87-B S Rev	4/7/1987	0.00%	379,753	169,890	7,500.09	2026	10/	MBC - BNY2	S&J
Greater Paw Paw Sanitary Dist 87-B S Res	4/7/1987				10,008.34				
Greater Paw Paw Sanitary Dist 92-A S Rev	4/22/1992	7.75%	483,871	412,667	19,501.76	2031	10/04	MBC - BNY	S&J
Greater Paw Paw Sanitary Dist 92-A S Res	4/22/1992				39,705.59				
Greater Paw Paw Sanitary Dist 92-B S Rev	4/22/1992	0.00%	16,129	9,098	310.73	2031	10/	MBC - BNY2	S&J
Greater Paw Paw Sanitary Dist 92-B S Res	4/22/1992				414.32				
Greater St Albans PSD 07-A Sewer Revenue	8/28/2007	0.000% - +0.5%AF	#1,850,000	1,757,498	5,527.26	2038	36/91	MBC - DEP	S&J
Greater St Albans PSD 07-A Sewer Reserve	8/28/2007				61,667.97				
Greater St Albans PSD 10-A Sewer Revenue	1/29/2010	0.000% - +1.0%AF	#1,276,820	41,680	0.00	2049	36/91	MBC - DEP	S&J
Greater St Albans PSD 10-A Sewer Reserve	1/29/2010				33,617.93				
Greater St Albans PSD 10-C Sewer Revenue	1/29/2010	0.00%	#5,000,000	2,025,770	0.00	2049	36/91	MBC - UNB	S&J

ACCOUNT NAME	ISSUE DATE	INTEREST RATE	ORIGINAL ISSUE	OUTSTANDING (06/30/10)	ACCT - BAL (06/30/10)	LAST DEBT	DEBT MONTH	PAYING AGENT	BOND I COUNSEL
Greater St Albans PSD 10-C Sewer Reserve	1/29/2010				131,619.53				
Greater St Albans PSD 90-A Sewer Revenue	8/24/1990	8.10%	3,079,067	2,563,452	114,664.14	2029	10/04	MBC - BNY	V&W
Greater St Albans PSD 90-A Sewer Reserve	8/24/1990				263,193.30				
Greater St Albans PSD 90-B Sewer Revenue	8/24/1990	0.00%	139,054	73,186	3,443.52	2029	10/	MBC - BNY2	V&W
Greater St Albans PSD 90-B Sewer Reserve	8/24/1990				3,663.35				
Green Spring Valley PSD 06-A Water Res	6/29/2006				34,340.33				
Green Spring Valley PSD 06-B Water Res	6/30/2006				6,668.16				
Green Valley Glenwood PSD 02-A Sewer Res	1/4/2002				52,927.47				
Green Valley Glenwood PSD 02-B Sewer Res	1/4/2002				17,960.55				
Green Valley Glenwood PSD 03-A S Ref Rev	10/1/2003	3.500% - 5.250%	1,675,000	1,290,000	33,834.40	2025	05/11	MBC - DTC	S&J
Green Valley Glenwood PSD 03-A S Ref Res	10/1/2003				133,252.68				
Green Valley Glenwood PSD 05-A Water Res	7/8/2005				23,284.86				
Green Valley Glenwood PSD 05-B Water Res	7/8/2005				11,058.01				
Green Valley Glenwood PSD 98-B Sewer Rev	11/25/1998	0.00%	317,500	229,955	1,345.21	2038	36/91	MBC - UNB	S&J
Green Valley Glenwood PSD 98-B Sewer Res	11/25/1998				9,087.52				
Greenbrier County PSD #2 97-A Sewer Rev	12/11/1997	0.000% - +1.0%AF	235,000	99,875	4,108.71	2018	36/91	MBC - DEP	S&J
Greenbrier County PSD #2 97-A Sewer Res	12/11/1997				13,207.26				
Greenbrier County PSD #2 97-B Sewer Rev	12/11/1997	0.00%	755,000	528,981	6,134.77	2037	36/91	MBC - UNB	S&J
Greenbrier County PSD #2 97-B Sewer Res	12/11/1997				22,307.38				
Greenbrier County Schools 02 GO	5/1/2002	3.250% - 4.300%	8,000,000	4,455,000	44,005.03	2017	05/11	MBC - DTC	BRM
Greenbrier County Schools 02 GO Sur Col	5/1/2002				682,954.83				
Greenbrier County Schools 08 Ref GO	12/23/2008	3.50%	2,655,000	1,390,000	45,336.69	2012	05/11	MBC - DTC	BRM
Greenbrier County Schools 09 GO	3/26/2009	3.250% - 5.000%	37,745,000	36,250,000	76,838.77	2024	05/11	MBC - DTC	I BRM
Greenbrier Cty Schools 08 Ref GO Sur Col	12/23/2008				359,724.82				
Greenbrier PSD #1 06-A Sewer Ref Revenue	11/15/2006	3.800% - 4.200%	3,185,000	2,590,000	215,925.78	2019	10/04	MBC - DTC	I S&J
Greenbrier PSD #1 06-A Sewer Ref Reserve	11/15/2006				330,771.63				I
Greenbrier PSD #1 83-B Sewer Revenue	6/23/1983	0.00%	910,000	245,946	20,579.24	2019	10/	MBC - BNY2	S&J
Gtr Harrison Cty (Grant Un)PSD 86A S Rev	11/6/1986	8.38%	1,758,771	1,375,610	58,359.37	2026	10/04	MBC - BNY	S&J
Gtr Harrison Cty (Grant Un)PSD 86A S Res	11/6/1986				158,937.30				
Gtr Harrison Cty (Grant Un)PSD 86B S Rev	11/6/1986	0.00%	431,387	192,989	8,639.95	2026	10/	MBC - BNY2	S&J
Gtr Harrison Cty (Grant Un)PSD 86B S Res	11/6/1986				11,706.04				
Gtr Harrison Cty (Grant Un)PSD 90A S Rev	4/6/1990	7.85%	285,908	235,180	8,535.75	2029	10/04	MBC - BNY	S&J

ACCOUNT NAME	ISSUE DATE	INTEREST RATE	ORIGINAL ISSUE	OUTSTANDING (06/30/10)	ACCT - BAL (06/30/10)	LAST DEBT	DEBT MONTH	PAYING AGENT	BOND I COUNSEL
Gtr Harrison Cty (Grant Un)PSD 90A S Res	4/6/1990				24,343.51				
Gtr Harrison Cty (Grant Un)PSD 90B S Rev	4/6/1990	0.00%	13,342	6,842	265.96	2029	10/	MBC - BNY2	S&J
Gtr Harrison Cty (Grant Un)PSD 90B S Res	4/6/1990				352.05				
Hamlin PSD 97 Sewer Revenue	5/7/1997	2.000% - +1.0%AF	150,400	63,527	1,959.25	2017	36/91	MBC - DEP	G&G
Hamlin PSD 97 Sewer Reserve	5/7/1997				9,171.78				
Hamlin PSD 99 Sewer Revenue	10/28/1999	0.000% - +0.5%AF	1,270,883	680,813	12,664.04	2021	36/91	MBC - DEP	G&G
Hamlin PSD 99 Sewer Reserve	10/28/1999				76,439.52				
Hammond PSD 02-A Water Revenue	4/16/2002	0.00%	472,620	382,310	3,304.83	2042	36/91	MBC - UNB	S&J
Hammond PSD 02-A Water Reserve	4/16/2002				12,178.70				
Hamrick PSD 03-A Water Revenue	3/31/2003	0.000% - +1.0%AF	760,000	601,650	5,465.01	2034	36/91	MBC - BPH	S&J
Hamrick PSD 03-A Water Reserve	3/31/2003				17,485.17				
Hamrick PSD 09-A Sewer Revenue	12/4/2009	0.000% - +.25%AF	#215,781	-0-	0.00	2040	36/91	MBC - DEP	S&J
Hamrick PSD 09-A Sewer Reserve	12/4/2009				7,200.21				
Hamrick PSD 97-A Sewer Revenue	2/11/1997	0.000% - +1.0%AF	280,159	108,561	4,619.66	2018	36/91	MBC - DEP	S&J
Hamrick PSD 97-A Sewer Reserve	2/11/1997				15,961.87				
Hamrick PSD 98-A Sewer Revenue	1/20/1998	0.000% - +1.0%AF	200,000	90,000	1,249.05	2019	36/91	MBC - DEP	S&J
Hamrick PSD 98-A Sewer Reserve	1/20/1998				10,006.76				
Hamrick PSD 98-B Sewer Revenue	1/20/1998	2.00%	1,550,000	1,220,862	9,257.44	2037	36/91	MBC - UNB	S&J
Hamrick PSD 98-B Sewer Reserve	1/20/1998				57,864.06				
Hancock County PSD 02 Sewer Revenue	8/1/2002	0.00%	1,000,000	831,169	4,716.25	2042	36/91	MBC - UNB	S&J
Hancock County PSD 02 Sewer Reserve	8/1/2002				33,147.53				
Hancock County PSD 04-A Sewer Revenue	6/8/2004	0.000% - +0.5%AF	899,699	779,357	10,026.39	2044	36/91	MBC - DEP	S&J
Hancock County PSD 04-A Sewer Reserve	6/8/2004				23,624.89				
Hancock County PSD 08-A Sewer Revenue	8/12/2008	0.000% - +0.5%AF	#4,569,751	4,435,472	2,722.04	2035	36/91	MBC - DEP	S&J
Hancock County PSD 08-A Sewer Reserve	8/12/2008				14,437.20				
Hancock County PSD 08-B Sewer Revenue	8/12/2008	0.00%	5,468,620	5,468,620	11,992.59	2048	36/91	MBC - UNB	S&J
Hancock County PSD 08-B Sewer Reserve	8/12/2008				145,170.16				
Hancock County PSD 95-A Sewer Revenue	12/7/1995	6.75%	289,532	251,600	11,148.63	2033	10/04	MBC - BNY	S&J
Hancock County PSD 95-A Sewer Reserve	12/7/1995				21,474.71				
Hancock County PSD 95-B Sewer Revenue	12/7/1995	6.25%	1,080,088	945,682	38,643.56	2035	10/04	MBC - BNY	S&J
Hancock County PSD 95-B Sewer Reserve	12/7/1995				74,567.54				
Hancock County PSD 95-C Sewer Revenue	12/7/1995	0.000% - +1.0%AF	883,974	298,324	14,330.38	2017	36/91	MBC - DEP	S&J

ACCOUNT NAME	ISSUE DATE	INTEREST RATE	ORIGINAL ISSUE	OUTSTANDING (06/30/10)	ACCT - BAL (06/30/10)	LAST DEBT	DEBT MONTH	PAYING AGENT	BOND I COUNSEL
Hancock County PSD 95-C Sewer Reserve	12/7/1995				48,938.77				
Hancock County PSD 99 Sewer Revenue	12/2/1999	0.000% - +1.0%AF	4,996,347	2,685,522	75,479.14	2021	36/91	MBC - DEP	S&J
Hancock County PSD 99 Sewer Reserve	12/2/1999				277,864.80				
Handley 90-A Sewer Revenue	7/27/1990	8.10%	155,251	129,253	6,734.01	2029	10/04	MBC - BNY	V&W
Handley 90-A Sewer Reserve	7/27/1990				13,272.98				
Handley 90-B Sewer Revenue	7/27/1990	0.00%	7,011	3,690	141.68	2029	10/	MBC - BNY2	V&W
Handley 90-B Sewer Reserve	7/27/1990				203.65				
Hardy County PSD 01-A Water Reserve	9/18/2001				13,936.84				
Hardy County PSD 02-A Water Revenue	3/19/2002	0.00%	1,215,824	996,191	3,137.98	2042	36/91	MBC - UNB	S&J
Hardy County PSD 02-A Water Reserve	3/19/2002				24,169.58				
Hardy County PSD 03-A Water Revenue	7/30/2003	0.00%	534,200	454,931	1,380.70	2043	36/91	MBC - UNB	S&J
Hardy County PSD 03-A Water Reserve	7/30/2003				8,580.90				
Hardy County PSD 08-A Water Reserve	10/14/2008				19,180.39				
Harman 08-A Sewer Revenue	11/7/2008	0.00%	300,000	300,000	0.00	2048	36/91	MBC - UNB	S&J
Harman 08-A Sewer Reserve	11/7/2008				0.00				
Harman 08-B Sewer Grant Anticipation Note	11/7/2008	3.00%	#265,000	-0-	0.00	2011	14/71	MBC - BBT	S&J
Harpers Ferry 08-A Water Reserve	3/13/2008				609.29				
Harpers Ferry 86-A Water Revenue	12/19/1986	8.38%	611,912	478,602	29,186.88	2026	10/04	MBC - BNY	S&J
Harpers Ferry 86-A Water Reserve	12/19/1986				53,848.00				
Harpers Ferry 86-B Water Revenue	12/19/1986	0.00%	150,088	67,145	6,487.72	2026	10/	MBC - BNY2	S&J
Harpers Ferry 86-B Water Reserve	12/19/1986				11,572.48				
Harpers Ferry-Bolivar PSD 09-A Sewer Rev	7/21/2009	0.000% - +1.0%AF	#629,612	447,622	0.00	2030	36/91	MBC - DEP	JK
Harpers Ferry-Bolivar PSD 09-A Sewer Res	7/21/2009				31,521.50				
Harpers Ferry-Bolivar PSD 80 Sewer Rev	4/22/1980	6.000% - 7.200%	485,000	240,000	19,835.18	2018	10/04	MBC - BNY	S&J
Harpers Ferry-Bolivar PSD 80 Sewer Res	4/22/1980				39,426.78				
Harrisville 01-A Sewer Revenue	4/11/2001	2.000% - +1.0%AF	638,000	405,214	9,461.00	2022	36/91	MBC - DEP	JK
Harrisville 01-A Sewer Reserve	4/11/2001				38,805.61				
Harrisville 08-A Sewer Reserve	11/20/2008				0.00				
Harrisville 08-A Water Reserve	8/15/2008				315.70				
Harrisville 08-B Water Reserve	9/18/2008				0.00				
Harrisville 90 Sewer Reserve	4/17/1990				36,440.79				
Haymond PSD 04-A Water Revenue	12/10/2004	0.00%	1,310,000	1,173,006	6,079.30	2044	36/91	MBC - UNB	S&J

ACCOUNT NAME	ISSUE DATE	INTEREST RATE	ORIGINAL ISSUE	OUTSTANDING (06/30/10)	ACCT - BAL (06/30/10)	LAST DEBT	DEBT MONTH	PAYING AGENT	BOND I COUNSEL
Haymond PSD 04-A Water Reserve	12/10/2004				14,710.22				
Haymond PSD 04-B Water Revenue	12/10/2004	0.00%	378,397	327,944	2,239.52	2036	36/91	MBC - UNB	S&J
Haymond PSD 04-B Water Reserve	12/10/2004				5,417.63				
Hillsboro 86-A Sewer Revenue	5/30/1986	9.75%	280,400	223,633	13,447.71	2025	10/04	MBC - BNY	LFG
Hillsboro 86-A Sewer Reserve	5/30/1986				28,182.25				
Hillsboro 86-B Sewer Revenue	5/30/1986	0.00%	139,600	58,779	3,282.35	2025	10/	MBC - BNY2	LFG
Hillsboro 86-B Sewer Reserve	5/30/1986				4,133.02				
Hinton 04-A Sewer Revenue	3/30/2004	0.00% - +0.5%AF	490,000	424,038	4,930.25	2044	36/91	MBC - DEP	S&J
Hinton 04-A Sewer Reserve	3/30/2004				11,245.27				
Hinton 90-A Sewer Revenue	6/14/1990	7.85%	637,262	524,197	27,066.95	2029	10/04	MBC - BNY	S&J
Hinton 90-A Sewer Reserve	6/14/1990				52,835.94				
Hinton 90-B Sewer Revenue	6/14/1990	0.00%	29,738	15,250	3,764.64	2029	10/	MBC - BNY2	S&J
Hinton 90-B Sewer Reserve	6/14/1990				805.94				
Hinton 90-C Sewer Reserve	6/14/1990				39,382.80				
Hodgesville PSD 02-A Water Reserve	12/18/2002				30,872.77				
Hughes River Water 08-A Water Reserve	12/18/2008				0.00				
Hughes River Water 08-B Water Reserve	12/18/2008				0.00				
Huntington 00 Parking Imp & Ref Revenue	12/20/2000	4.900% - 6.650%	2,500,000	1,796,118	30,343.35	2020	12/06	MBC-HUNT NB:BH	S&J
Huntington 00 Parking Imp & Ref Reserve	12/20/2000				221,559.68				
Huntington 00-A Sewer Revenue	10/24/2000	2.000% - +1.0%AF	1,832,399	1,138,368	11,628.14	2021	36/91	MBC - DEP	S&J
Huntington 00-A Sewer Reserve	10/24/2000				113,566.20				
Huntington 06-A Sewer Ref Revenue	11/30/2006	4.250% - 4.700%	3,150,000	2,355,000	278,255.29	2016	05/11	MBC - DTC	S&J
Huntington 06-A Sewer Ref Reserve	11/30/2006				315,379.48				S&J
Huntington 07 Sewer Refunding Revenue	12/27/2007	3.500% - 4.000%	5,500,000	4,985,000	312,896.24	2023	11/05	MBC - DTC	S&J
Huntington 07 Sewer Refunding Reserve	12/27/2007				487,143.68				
Huntington 10-A Sewer Revenue	1/12/2010	2.000% - +1.0%AF	#4,022,945	952,308	61,698.19	2030	36/91	MBC - DEP	S&J
Huntington 10-A Sewer Reserve	1/12/2010				10,191.63				
Huntington 97 Sewer Revenue	11/25/1997	2.000% - +1.0%AF	3,039,895	1,422,642	18,690.99	2019	36/91	MBC - DEP	S&J
Huntington 97 Sewer Reserve	11/25/1997				177,737.70				
Huntington 99 Sewer Revenue	6/22/1999	2.000% - +1.0%AF	2,083,550	1,145,348	13,007.25	2020	36/91	MBC - DEP	S&J
Huntington 99 Sewer Reserve	6/22/1999				126,729.07				
Hurricane 03-A Sewer Ref Revenue	10/28/2003	4.10%	290,000	71,138	3,257.36	2012	99/99	MBC-BBT:BH	S&J

ACCOUNT NAME	ISSUE DATE	INTEREST RATE	ORIGINAL ISSUE	OUTSTANDING (06/30/10)	ACCT - BAL (06/30/10)	LAST DEBT	DEBT MONTH	PAYING AGENT	BOND I COUNSEL
Hurricane 03-A Sewer Ref Reserve	10/28/2003				40,473.60				
Hurricane 05-A Sewer Revenue	8/9/2005	3.00%	9,240,515	8,364,153	50,953.80	2027	36/91	MBC - UNB	S&J
Hurricane 05-A Sewer Reserve	8/9/2005				140,238.47				
Hurricane 05-B Sewer Revenue	8/9/2005	5.00%	1,114,236	999,215	44,174.52	2025	10/04	MBC - BNY	S&J
Hurricane 05-B Sewer Reserve	8/9/2005				31,770.12				
Hurricane 05-C Sewer Revenue	8/9/2005	5.00%	485,764	435,619	19,258.58	2025	10/04	MBC - BBT	S&J
Hurricane 05-C Sewer Reserve	8/9/2005				13,680.78				
Hurricane 07-A Water Revenue	5/31/2007	4.26%	1,880,000	1,593,549	14,332.96	2022	99/99	MBC-BB&T:BH	S&J
Hurricane 07-A Water Reserve	5/31/2007				42,026.01				
Hurricane 89-A Sewer Revenue	12/28/1989	7.85%	2,331,211	1,307,975	104,735.35	2018	10/04	MBC - BNY	S&J
Hurricane 89-A Sewer Reserve	12/28/1989				208,077.03				
Hurricane 89-B Sewer Revenue	12/28/1989	0.00%	108,789	34,968	2,914.60	2018	10/	MBC - BNY2	S&J
Hurricane 89-B Sewer Reserve	12/28/1989				3,886.43				
Hurricane 94 Water Revenue	5/5/1994	6.75%	1,100,000	944,556	28,540.92	2033	10/04	MBC - BNY	S&J
Hurricane 94 Water Reserve	5/5/1994				80,575.65				
Huttonsville PSD 03-A Sewer Revenue	6/3/2003	0.00%	3,934,000	3,326,544	12,239.45	2039	36/91	MBC - UNB	JK
Huttonsville PSD 03-A Sewer Reserve	6/6/2003				63,016.47				
Huttonsville PSD 03-B Sewer Reserve	6/6/2003				15,255.25				
Huttonsville PSD 04-A Water Revenue	8/25/2004	0.00%	952,000	846,222	3,095.91	2044	36/91	MBC - UNB	JK
Huttonsville PSD 04-A Water Reserve	8/25/2004				10,957.57				
Huttonsville PSD 04-B Water Reserve	8/24/2004				9,497.36				
Huttonsville PSD 84-B Sewer Renew & Rep	2/28/1984				18,725.97				
Huttonsville PSD 84-B Sewer Revenue	2/28/1984	0.00%	144,089	40,025	3,304.94	2019	10/	MBC - BNY2	S&J
Jane Lew PSD 04-A Water Reserve	12/16/2004				11,595.06				
Jane Lew PSD 05-A Sewer Revenue	7/19/2005	0.00%	959,015	860,654	2,369.65	2045	36/91	MBC - UNB	S&J
Jane Lew PSD 05-A Sewer Reserve	7/19/2005				10,136.87				
Jane Lew PSD 09-A Water Revenue	10/23/2009	0.00%	429,399	327,218	0.00	2040	36/91	MBC - BPH	S&J
Jane Lew PSD 09-A Water Reserve	10/23/2009				0.00				
Jefferson County PSD 00-A Sewer Revenue	6/22/2000	0.000% - +0.5%AF	1,154,889	827,664	8,003.51	2031	36/91	MBC - DEP	S&J
Jefferson County PSD 00-A Sewer Reserve	6/22/2000				47,616.87				
Jefferson County PSD 03-A Sewer Revenue	6/1/2003	4.000% - 5.250%	1,445,000	1,260,000	1,285,424.00	2028	06/12	MBC - DTC	S&J
Jefferson County PSD 03-A Sewer Reserve	6/1/2003				0.00				

ACCOUNT NAME	ISSUE DATE	INTEREST RATE	ORIGINAL ISSUE	OUTSTANDING (06/30/10)	ACCT - BAL (06/30/10)	LAST DEBT	DEBT MONTH	PAYING AGENT	BOND I COUNSEL
Jefferson County PSD 08-A Sewer Revenue	6/18/2008	0.000% - +0.5%AF	2,005,000	1,904,746	5,990.30	2038	36/91	MBC - DEP	S&J
Jefferson County PSD 08-A Sewer Reserve	6/18/2008				67,357.60				
Jefferson County PSD 10 Sewer BAN	1/6/2010	3.25%	750,000	750,000	2,054.77	2011	99/99	MBC - MVB	STB
Jefferson County PSD 10-A Sewer Ref Rev	6/24/2010	3.000% - 4.375%	1,895,000	1,895,000	0.00	2028	10/04	MBC - DTC	STB
Jefferson County PSD 10-A Sewer Ref Res	6/24/2010				153,856.26				
Jefferson County PSD 88-B Sewer Revenue	5/5/1988	0.00%	425,767	207,427	11,713.31	2028	10/	MBC - BNY2	S&J
Jefferson County PSD 88-B Sewer Reserve	5/5/1988				13,577.06				
Jefferson County PSD 93-A Sewer Revenue	11/10/1993	0.00%	971,000	169,918	12,079.89	2013	36/91	MBC - DEP	S&J
Jefferson County PSD 93-A Sewer Reserve	11/10/1993				62,512.13				
Jefferson County PSD 97 Water Design Rev	12/15/1997	0.00%	145,000	145,000	0.00	2037	36/91	MBC - UNB	S&J
Jefferson County PSD 97 Water Design Res	12/15/1997				0.00				
Jefferson County PSD 98-B Sewer Revenue	6/25/1998	0.000% - +1.0%AF	599,089	269,573	7,101.19	2019	36/91	MBC - DEP	S&J
Jefferson County PSD 98-B Sewer Reserve	6/25/1998				38,567.85				
Jefferson County PSD 98-C Sewer Revenue	6/25/1998	1.00%	662,039	662,039	0.00	2038	36/91	MBC - UNB	S&J
Jefferson County PSD 98-C Sewer Reserve	6/25/1998				0.00				
Jefferson County PSD 99-A Sewer Revenue	12/8/1999	0.000% - +0.5%AF	378,363	249,087	2,865.01	2030	36/91	MBC - DEP	S&J
Jefferson County PSD 99-A Sewer Reserve	12/8/1999				16,232.37				
Jefferson County Schools 04 GO	12/1/2004	3.625% - 4.125%	19,000,000	14,065,000	143,608.00	2020	05/11	MBC - DTC	S&J
Jefferson County Schools 04 Sur Col	12/1/2004				1,027,171.33				
Jefferson Cty Sch 00 Ref GO Spec Surplus	7/1/2000				421.37				
Jefferson Cty Schools 00 Ref GO Sur Col	7/1/2000				285,148.03				
Junior 04-A Sewer Revenue	10/25/2004	0.000% - +0.5%AF	902,250	766,913	2,677.89	2035	36/91	MBC - DEP	S&J
Junior 04-A Sewer Reserve	10/25/2004				13,784.23				
Junior 09-A Water Revenue	9/10/2009	0.00%	#690,000	637,822	0.00	2049	36/91	MBC - UNB	S&J
Junior 09-A Water Reserve	9/10/2009				17,820.01				
Justice PSD 93 Water Revenue	11/24/1993	6.75%	439,000	374,950	13,957.63	2033	10/04	MBC - BNY	JK
Justice PSD 93 Water Reserve	11/24/1993				31,982.34				
Kanawha Falls PSD 02-A Water Reserve	2/22/2002				14,026.00				
Kanawha Falls PSD 03-A Sewer Revenue	11/6/2003	0.000% - +0.5%AF	1,990,400	1,642,073	5,947.08	2035	36/91	MBC - DEP	JK
Kanawha Falls PSD 03-A Sewer Reserve	11/6/2003				6,010.00				
Kanawha Falls PSD 03-B Sewer Revenue	11/6/2003	5.80%	110,000	88,322	4,477.50	2023	10/04	MBC - BBT	JK
Kanawha Falls PSD 03-B Sewer Reserve	11/6/2003				2,463.61				

ACCOUNT NAME	ISSUE DATE	INTEREST RATE	ORIGINAL ISSUE	OUTSTANDING (06/30/10)	ACCT - BAL (06/30/10)	LAST DEBT	DEBT MONTH	PAYING AGENT	BOND I COUNSEL
Kanawha Falls PSD 80 Water Imp & Ref Res	9/14/1981				85,733.49				
Kanawha Falls PSD 81 Sewer Reserve	1/1/1981				140,965.73				
Kanawha Falls PSD 93-A Sewer Revenue	10/12/1993	1.00%	2,872,937	659,408	13,221.89	2014	36/91	MBC - DEP	JK
Kanawha Falls PSD 93-A Sewer Reserve	10/12/1993				13,383.00				
Kenova 01 Water Reserve	12/6/2001				20,118.71				
Kenova 05-A Water Revenue	9/27/2005	5.05%	1,500,000	1,306,059	61,297.09	2025	10/04	MBC - BNY	G&G
Kenova 05-A Water Reserve	9/27/2005				57,810.65				
Kenova 05-B Water Revenue	9/27/2005	6.00%	1,500,000	1,455,678	34,593.49	2044	10/04	MBC - BBT	G&G
Kenova 05-B Water Reserve	9/27/2005				47,994.32				
Kenova 05-C Water Revenue	9/27/2005	0.000% - +1.0%AF	9,986,213	8,904,366	42,993.01	2037	36/91	MBC - BPH	G&G
Kenova 05-C Water Reserve	9/27/2005				111,954.32				
Kenova 07-A Sewer Revenue	7/12/2007	0.00%	3,747,000	3,624,545	(60.23)	2047	36/91	MBC - UNB	S&J
Kenova 07-A Sewer Reserve	7/12/2007				0.00				S&J
Kenova 07-B Sewer Revenue	7/12/2007	0.000% - +0.5%AF	#4,649,209	4,246,232	(82.67)	2047	36/91	MBC - DEP	S&J
Kenova 07-B Sewer Reserve	7/12/2007				0.00				S&J
Kenova 91-A Sewer Revenue	8/9/1991	8.10%	508,101	423,017	3,297.02	2029	10/04	MBC - BNY	S&J
Kenova 91-A Sewer Reserve	8/9/1991				43,406.74				
Kenova 91-B Sewer Revenue	8/9/1991	0.00%	22,941	12,074	284.31	2029	10/	MBC - BNY2	S&J
Kenova 91-B Sewer Reserve	8/9/1991				604.07				
Keyser 01 Sewer Revenue	1/25/2001	0.000% - +0.5%AF	523,072	523,072	398.81	2025	36/91	MBC - DEP	BRM
Keyser 01 Sewer Reserve	1/25/2001				0.00				
Keyser 01-B Sewer Ref Revenue	9/13/2001	4.000% - 5.800%	1,795,000	1,410,000	88,336.27	2025	10/04	MBC - DTC	BRM
Keyser 01-B Sewer Ref Reserve	9/13/2001				136,974.82				
Keyser 98-A Water Revenue	10/15/1998	6.25%	761,842	674,535	30,304.89	2035	10/04	MBC - BNY	BRM
Keyser 98-A Water Reserve	10/15/1998				53,187.79				
Keyser 98-B Water Revenue	10/15/1998	5.800% - 6.250%	2,997,584	2,695,881	97,167.98	2038	10/04	MBC - BNY	BRM
Keyser 98-B Water Reserve	10/15/1998				194,374.75				
Keyser 99 Sewer Revenue	11/16/1999	0.000% - +0.5%AF	5,753,801	3,334,584	78,803.05	2023	36/91	MBC - DEP	BRM
Keyser 99 Sewer Reserve	11/16/1999				308,095.33				
Kingmill Valley PSD 01-A Sewer Ref Rev	9/1/2001	5.800% - 6.100%	1,130,000	910,000	58,309.54	2025	10/04	MBC - DTC	S&J
Kingmill Valley PSD 01-A Sewer Ref Res	9/1/2001				93,064.22				
Kingmill Valley PSD 10-A Sewer Reserve	2/11/2010				0.00				

ACCOUNT NAME	ISSUE DATE	INTEREST RATE	ORIGINAL ISSUE	OUTSTANDING (06/30/10)	ACCT - BAL (06/30/10)	LAST DEBT	DEBT MONTH	PAYING AGENT	BOND I COUNSEL
Kingmill Valley PSD 86-B Sewer Revenue	6/12/1986	0.00%	81,343	33,371	2,114.07	2025	10/	MBC - BNY2	S&J
Kingmill Valley PSD 86-B Sewer Reserve	6/12/1986				3,342.24				
Kingmill Valley PSD 99-A Sewer Revenue	6/15/1999	5.80%	183,200	164,761	5,964.62	2038	10/04	MBC - BNY	S&J
Kingmill Valley PSD 99-A Sewer Reserve	6/15/1999				11,880.68				
Kingwood 01 Sewer Revenue	12/20/2001	0.000% - +0.5%AF	876,739	664,496	11,892.79	2033	36/91	MBC - DEP	S&J
Kingwood 01 Sewer Reserve	12/20/2001				33,305.56				
Kingwood 01 Water Revenue	1/18/2001	5.80%	1,139,214	784,838	51,840.34	2020	10/04	MBC - BNY	S&J
Kingwood 01 Water Reserve	1/18/2001				98,564.38				
Kingwood 07-A Water Revenue	6/14/2007	0.00%	265,000	253,030	570.19	2047	36/91	MBC - UNB	S&J
Kingwood 07-A Water Reserve	6/14/2007				1,255.92				
Kingwood 09-A Sewer Revenue	1/30/2009	3.000% - 5.000%	#724,650	570,470	27,835.69	2049	14/71	MBC - BBT	S&J
Kingwood 09-A Sewer Reserve	1/30/2009				0.00				
Kingwood 09-A Water Revenue	9/29/2009	0.00%	#1,135,000	942,995	0.00	2049	36/91	MBC - UNB	S&J
Kingwood 09-A Water Reserve	9/29/2009				29,118.30				
Kingwood 86-B Sewer Revenue	3/28/1986	0.00%	850,860	358,257	42,425.86	2025	10/	MBC - BNY2	S&J
Kingwood 86-B Sewer Reserve	3/28/1986				38,253.67				
Kingwood 87-A Water Revenue	1/7/1987	8.38%	2,810,612	2,198,301	93,273.37	2026	10/04	MBC - BNY	S&J
Kingwood 87-A Water Reserve	1/7/1987				247,329.76				
Kingwood 87-B Water Revenue	1/7/1987	0.00%	689,388	308,410	19,886.08	2026	10/	MBC - BNY2	S&J
Kingwood 87-B Water Reserve	1/7/1987				21,058.43				
Kingwood 97-A Sewer Ref Revenue	11/1/1997	5.500% - 6.000%	2,130,000	1,595,000	135,770.39	2025	10/04	WESBK-WHEEL	S&J
Kingwood 97-A Sewer Ref Reserve	11/1/1997				162,718.41				
Kopperston PSD 96 Water Revenue	9/20/1996	6.25%	644,000	564,874	23,067.90	2035	10/04	MBC - BNY	JK
Kopperston PSD 96 Water Reserve	9/20/1996				44,540.62				
Lake Floyd PSD 86-A Sewer Revenue	3/7/1986	9.75%	136,870	109,160	7,264.73	2025	10/04	MBC - BNY	S&J
Lake Floyd PSD 86-A Sewer Reserve	3/7/1986				13,824.68				
Lake Floyd PSD 86-A&B Sewer R&R	3/7/1986				21,975.40				
Lake Floyd PSD 86-B Sewer Revenue	3/7/1986	0.00%	68,130	28,686	2,935.30	2025	10/	MBC - BNY2	S&J
Lake Floyd PSD 86-B Sewer Reserve	3/7/1986				3,433.75				
Lashmeet PSD 98-A Lot 2 Water Revenue	9/10/1998	2.00%	670,000	531,619	2,773.19	2038	36/91	MBC - UNB	S&J
Lashmeet PSD 98-A Water Revenue	9/10/1998	2.00%	3,400,000	2,697,767	16,040.80	2038	36/91	MBC - UNB	S&J
Lashmeet PSD 98-A Water Reserve	9/10/1998				149,984.34				

ACCOUNT NAME	ISSUE DATE	INTEREST RATE	ORIGINAL ISSUE	OUTSTANDING (06/30/10)	ACCT - BAL (06/30/10)	LAST DEBT	DEBT MONTH	PAYING AGENT	BOND I COUNSEL
Lavalette PSD 06-A Water Reserve	2/23/2006				38,565.56				S&J
Lavalette PSD 06-B Water Reserve	2/23/2006				13,506.50				S&J
Lavalette PSD 06-C Water Revenue	2/23/2006	0.00%	1,918,050	1,768,590	12,748.27	2045	36/91	MBC - UNB	S&J
Lavalette PSD 06-C Water Reserve	2/23/2006				17,750.90				S&J
Lavalette PSD 09-A Water Reserve	5/18/2009				0.00				
Lavalette PSD 09-B Water Reserve	5/18/2009				0.00				
Lavalette PSD 10-A Water Reserve	3/10/2010				0.00				
Lavalette PSD 10-B Water Reserve	3/10/2010				0.00				
Lewis County EDA 03-A Water Revenue	8/27/2003	0.00%	2,374,500	1,980,759	5,813.01	2043	36/91	MBC - UNB	S&J
Lewis County EDA 03-A Water Reserve	8/27/2003				0.00				
Lewis County EDA 06-A Water Revenue	7/27/2006	0.00%	4,422,000	4,134,850	9,369.72	2046	36/91	MBC - UNB	S&J
Lewis County EDA 06-A Water Reserve	7/27/2006				0.00				
Lewis County EDA 99-A Water Revenue	6/10/1999	0.00%	1,673,000	1,236,096	4,654.11	2039	36/91	MBC - UNB	S&J
Lewis County EDA 99-A Water Reserve	6/10/1999		LTR/CREDIT		0.00				
Lewisburg 09-A Water Revenue	5/22/2009	4.51%	1,000,000	969,685	19,027.69	2029	99/99	MBC - BBT:BH	S&J
Lewisburg 09-A Water Reserve	5/22/2009				76,061.67				
Lincoln PSD 02-A Water Revenue	8/6/2002	5.80%	580,429	540,609	16,281.12	2039	10/04	MBC - BNY	S&J
Lincoln PSD 02-A Water Reserve	8/6/2002				34,752.58				
Lincoln PSD 02-B Water Revenue	8/6/2002	5.80%	121,522	113,185	3,409.53	2039	10/04	MBC - BBT	S&J
Lincoln PSD 02-B Water Reserve	8/6/2002				8,052.51				
Lincoln PSD 03-A Water Reserve	7/3/2003				21,272.64				
Lincoln PSD 06-A Water Revenue	7/13/2006	0.00%	#576,000	496,514	2,520.97	2046	36/91	MBC - UNB	S&J
Lincoln PSD 06-A Water Reserve	7/13/2006				4,740.48				S&J
Lincoln PSD 10-A Water Revenue	6/16/2010	0.00%	#2,200,000	349,035	0.00	2050	36/91	MBC - UNB	S&J
Lincoln PSD 10-A Water Reserve	6/16/2010				57,144.00				
Lincoln PSD 98 Water Design Reserve	12/29/1998				4,995.25				
Lincoln PSD Series 75 (11/77) Water Res	11/3/1977				62,256.79				
Logan 06-A Sewer Reserve	5/17/2006				43,308.61				
Logan 08-A Sewer Revenue	6/27/2008	0.000% - +0.5%AF	#4,468,000	4,226,918	10,606.82	2048	36/91	MBC - DEP	S&J
Logan 08-A Sewer Reserve	6/27/2008				117,248.62				
Logan 87-A Sewer Revenue	9/25/1987	8.38%	623,087	487,344	20,702.42	2026	10/04	MBC - BNY	JK
Logan 87-A Sewer Reserve	9/25/1987				54,832.20				

ACCOUNT NAME	ISSUE DATE	INTEREST RATE	ORIGINAL ISSUE	OUTSTANDING (06/30/10)	ACCT - BAL (06/30/10)	LAST DEBT	DEBT MONTH	PAYING AGENT	BOND I COUNSEL
Logan 87-B Sewer Revenue	9/25/1987	0.00%	152,833	68,374	3,032.20	2026	10/	MBC - BNY2	JK
Logan 87-B Sewer Reserve	9/25/1987				4,094.58				
Logan 93-A Sewer Revenue	3/29/1993	7.75%	2,284,839	1,948,617	64,949.81	2031	10/04	MBC - BNY	JK
Logan 93-A Sewer Reserve	3/29/1993				187,408.10				
Logan 93-B Sewer Revenue	3/29/1993	0.00%	76,161	42,963	1,474.85	2031	10/	MBC - BNY2	JK
Logan 93-B Sewer Reserve	3/29/1993				1,987.24				
Logan 95 Sewer Revenue	8/31/1995	6.75%	377,980	326,437	9,867.84	2033	10/04	MBC - BNY	JK
Logan 95 Sewer Reserve	8/31/1995				27,862.38				JK
Logan County PSD 01-A Water Revenue	9/6/2001	5.80%	3,830,000	3,567,244	97,664.60	2039	10/04	MBC - BNY	JK
Logan County PSD 01-A Water Reserve	9/6/2001				212,665.21				
Logan County PSD 01-B Water Revenue	9/6/2001	0.00%	2,670,000	2,167,198	6,241.25	2041	36/91	MBC - UNB	JK
Logan County PSD 01-B Water Reserve	9/6/2001				54,920.74				
Logan County PSD 02-A Sewer Revenue	12/12/2002	0.000% - +0.5%AF	5,328,940	4,557,646	28,615.75	2042	36/91	MBC - DEP	JK
Logan County PSD 02-A Sewer Reserve	12/12/2002				85,387.75				
Logan County PSD 02-A Water Reserve	1/24/2002				54,056.06				
Logan County PSD 02-B Sewer Revenue	12/12/2002	0.00%	2,190,000	1,860,784	5,130.62	2042	36/91	MBC - UNB	JK
Logan County PSD 02-B Sewer Reserve	12/12/2002				35,322.70				
Logan County PSD 02-B Water Revenue	10/9/2002	0.00%	1,100,000	915,484	2,734.70	2042	36/91	MBC - UNB	JK
Logan County PSD 02-B Water Reserve	10/9/2002				20,298.06				
Logan County PSD 02-C Sewer Reserve	12/12/2002				10,282.62				
Logan County PSD 03-B Water Revenue	10/29/2003	0.00%	3,600,000	3,129,412	8,656.87	2043	36/91	MBC - UNB	JK
Logan County PSD 03-B Water Reserve	10/29/2003				50,278.26				
Logan County PSD 05-A Water Revenue	4/27/2005	0.00%	923,245	838,765	2,577.19	2045	36/91	MBC - UNB	JK
Logan County PSD 05-A Water Reserve	4/27/2005				8,824.12				
Logan County PSD 08-A Sewer Revenue	4/9/2008	0.00%	4,500,000	4,383,868	9,607.55	2048	36/91	MBC - UNB	JK
Logan County PSD 08-A Sewer Reserve	4/9/2008				12,587.99				
Logan County PSD 08-A Water Revenue	7/16/2008	0.00%	#1,700,000	1,638,380	3,679.45	2048	36/91	MBC - UNB	JK
Logan County PSD 08-A Water Reserve	7/16/2008				2,576.60				
Logan County PSD 08-B Water Revenue	7/16/2008	0.00%	#1,900,000	953,923	4,086.35	2048	36/91	MBC - UNB	JK
Logan County PSD 08-B Water Reserve	7/16/2008				4,088.09				
Logan County PSD 10-A Water Revenue	3/16/2010	0.00%	#800,000	70,900	0.00	2050	36/91	MBC - UNB	JK
Logan County PSD 10-A Water Reserve	3/16/2010				0.00				

ACCOUNT NAME	ISSUE DATE	INTEREST RATE	ORIGINAL ISSUE	OUTSTANDING (06/30/10)	ACCT - BAL (06/30/10)	LAST DEBT	DEBT MONTH	PAYING AGENT	BOND I COUNSEL
Logan County PSD 96-B Water Revenue	7/31/1996	3.00%	1,780,000	1,255,630	14,410.55	2036	36/91	MBC - UNB	JK
Logan County PSD 96-B Water Reserve	7/31/1996				86,621.83				
Logan County PSD 97-A Water Revenue	2/12/1997	3.00%	1,000,000	804,382	7,167.62	2037	36/91	MBC - UNB	JK
Logan County PSD 97-A Water Reserve	2/12/1997				43,085.34				
Logan County PSD 97-B Water Revenue	3/25/1997	2.00%	1,075,000	822,201	6,459.43	2037	36/91	MBC - UNB	JK
Logan County PSD 97-B Water Reserve	3/25/1997				39,786.27				
Logan County PSD 98-A Water Revenue	6/10/1998	1.00%	815,000	614,206	2,340.47	2038	36/91	MBC - UNB	JK
Logan County PSD 98-A Water Reserve	6/10/1998				25,197.11				
Logan County PSD 99-A Water Revenue	4/21/1999	0.00%	5,050,000	4,247,100	12,910.70	2039	36/91	MBC - UNB	JK
Logan County PSD 99-A Water Reserve	4/21/1999				147,796.35				
Logan County PSD 99-C Lot 2 Water Rev	6/17/1999	0.00%	615,000	527,142	4,881.33	2019	36/91	MBC - UNB	JK
Logan County PSD 99-C Water Revenue	6/17/1999	0.00%	2,590,000	1,938,310	6,020.38	2039	36/91	MBC - UNB	JK
Logan County PSD 99-C Water Reserve	6/17/1999				125,473.07				
Logan County PSD 99-D Water Revenue	12/14/1999	5.80%	330,000	216,328	17,013.59	2019	10/04	MBC - BBT	JK
Logan County PSD 99-D Water Reserve	12/14/1999				29,137.27				
Lubeck PSD 05-A Sewer Revenue	9/27/2005	0.00%	7,879,443	7,879,443	0.00	2039	36/91	MBC - UNB	JK
Lubeck PSD 05-A Sewer Reserve	9/27/2005				58,930.11				
Lubeck PSD 05-A Water Revenue	6/17/2005	3.00%	1,573,000	1,360,953	17,917.16	2026	36/91	MBC - UNB	JK
Lubeck PSD 05-A Water Reserve	6/17/2005				38,347.75				
Lubeck PSD 05-B Sewer Revenue	9/27/2005	0.00%	2,411,178	2,330,130	6,753.98	2039	36/91	MBC - UNB	JK
Lubeck PSD 05-B Sewer Reserve	9/27/2005				87,028.28				
Lubeck PSD 05-B Water Reserve	6/17/2005				38,235.36				
Lubeck PSD 05-C Water Reserve	6/17/2005				8,725.35				
Lubeck PSD 09-A Water BAN	10/16/2009	0.00%	352,565	345,455	0.00	2011	12/	MBC - UNB	JK
Lubeck PSD 10 Sewer BAN	2/25/2010	0.00%	4,141,959	4,141,859	65.76	2015	03/06	MBC - UNB	JK
Lubeck PSD 10-A Sewer Revenue	2/25/2010	0.00%	2,136,720	2,118,300	6,139.57	2039	36/91	MBC - UNB	JK
Lubeck PSD 10-A Sewer Reserve	2/25/2010				73,706.92				JK
Lubeck PSD 10-A Water Reserve	5/14/2010				0.00				
Lubeck PSD 90-A Water Revenue	4/2/1990	7.85%	3,139,013	2,582,073	136,684.54	2029	10/04	MBC - BNY	BRD
Lubeck PSD 90-A Water Reserve	4/2/1990				260,260.80				
Lubeck PSD 90-B Water Revenue	4/2/1990	0.00%	146,487	75,122	5,599.69	2029	10/	MBC - BNY2	BRD
Lubeck PSD 90-B Water Reserve	4/2/1990				6,418.13				

ACCOUNT NAME	ISSUE DATE	INTEREST RATE	ORIGINAL ISSUE	OUTSTANDING (06/30/10)	ACCT - BAL (06/30/10)	LAST DEBT	DEBT MONTH	PAYING AGENT	BOND I COUNSEL
Lubeck PSD 99-A Sewer Revenue	3/9/1999	0.000% - +1.0%AF	7,950,000	4,273,125	81,958.69	2021	36/91	MBC - DEP	JK
Lubeck PSD 99-A Sewer Reserve	3/9/1999				398,727.02				
Lubeck PSD 99-B Sewer Revenue	3/9/1999	0.00%	2,000,000	1,513,154	10,137.52	2039	36/91	MBC - UNB	JK
Lubeck PSD 99-B Sewer Reserve	3/9/1999				61,546.49				
Lumberport 02-A Water Reserve	7/10/2002				18,378.95				
Lumberport Area Sewer PSD 97-A Revenue	10/14/1997	0.00%	2,539,003	1,857,391	11,195.90	2037	36/91	MBC - UNB	S&J
Lumberport Area Sewer PSD 97-A Reserve	10/14/1997				77,899.33				
Malden PSD 09-A Sewer Revenue	8/26/2009	0.000% - +.25%AF	#2,834,985	1,187,363	0.00		36/91	MBC - DEP	S&J
Malden PSD 09-A Sewer Reserve	8/26/2009				0.00				
Malden PSD 09-C Sewer Reserve	8/26/2009				0.00				
Malden PSD 78 Sewer Revenue	12/21/1978	6.000% - 7.200%	7,040,000	3,480,000	324,517.50	2018	10/04	MBC - BNY	JK
Malden PSD 78 Sewer Reserve	12/21/1978				541,093.55				
Mannington PSD 10-A Water Reserve	5/25/2010				0.00				
Marlinton 05-A Water & Sewer Revenue	10/19/2005	0.000% - +0.5%AF	1,660,766	1,467,006	5,224.68	2036	36/91	MBC - DEP	S&J
Marlinton 05-A Water & Sewer Reserve	10/19/2005				31,006.21				
Marlinton 08-A Water & Sewer Revenue	2/6/2008	0.00%	2,187,000	2,145,210	4,643.35	2048	36/91	MBC - UNB	S&J
Marlinton 08-A Water & Sewer Reserve	2/6/2008	0.00%			4,645.36				
Marlinton 97-A Water & Sewer Revenue	1/30/1997	0.00%	239,495	160,162	498.19	2037	36/91	MBC - UNB	S&J
Marlinton 97-A Water & Sewer Reserve	1/30/1997				6,000.65				
Marlinton 97-B Water & Sewer Revenue	8/18/1997	0.00%	555,450	379,675	1,459.03	2037	36/91	MBC - UNB	S&J
Marlinton 97-B Water & Sewer Reserve	8/18/1997				14,155.62				
Marlinton 98-A Water & Sewer Revenue	11/20/1998	0.000% - +1.0%AF	705,400	464,362	2,885.88	2030	36/91	MBC - BPH	S&J
Marlinton 98-A Water & Sewer Reserve	11/20/1998				23,531.79				
Marmet 09-A Sewer Revenue	6/18/2009	0.000% - +.25%AF	#1,688,771	1,423,463	14,606.91	2040	36/91	MBC - DEP	S&J
Marmet 09-A Sewer Reserve	6/18/2009				1,407.50				
Marmet 90-A Sewer Revenue	1/3/1990	7.85%	664,013	536,398	29,563.21	2028	10/04	MBC - BNY	H&P
Marmet 90-A Sewer Reserve	1/3/1990				55,295.06				
Marmet 90-B Sewer Revenue	1/3/1990	0.00%	30,987	15,494	764.95	2028	10/	MBC - BNY2	H&P
Marmet 90-B Sewer Reserve	1/3/1990				1,469.07				
Marshall County Schools 07 GO	11/1/2007	4.000% - 5.000%	27,900,000	23,560,000	70,649.55	2022	05/11	MBC - DTC	BRM
Marshall County Schools 07 GO Sur Col	11/1/2007				1,216,387.38				
Marshall Cty PSD #4 07-A Water Reserve	9/26/2007				9,944.21				

ACCOUNT NAME	ISSUE DATE	INTEREST RATE	ORIGINAL ISSUE	OUTSTANDING (06/30/10)	ACCT - BAL (06/30/10)	LAST DEBT	DEBT MONTH	PAYING AGENT	BOND I COUNSEL
Marshall Cty PSD #4 07-B Water Revenue	9/26/2007	0.000% - +1.0%AF	#1,225,000	1,184,164	8,781.97	2039	36/91	MBC - BPH	S&J
Marshall Cty PSD #4 07-B Water Reserve	9/26/2007				4,426.46				
Marshall Cty PSD #4 82 Water Dep	2/11/1971				7,943.34				
Marshall Cty PSD #4 82 Water Res	2/11/1971				69,280.03				
Marshall Cty PSD #4 89 Water Res	7/23/1990				21,936.37				
Marshall Cty PSD #4 96-A Water Res	7/25/1996				8,393.07				
Marshall Cty PSD #4 96-B Water Res	7/25/1996				22,776.94				
Marshall Cty Sewerage District 07-A Rev	11/2/2007	0.00%	643,800	626,968	2,764.17	2047	36/91	MBC - UNB	S&J
Marshall Cty Sewerage District 07-A Res	11/2/2007				1,964.83				
Marshall Cty Sewerage District 07-B Rev	11/2/2007	0.00%	200,000	200,000	0.00	2038	36/91	MBC - UNB	S&J
Marshall Cty Sewerage District 07-B Res	11/2/2007				0.00				
Marshall Cty Sewerage District 87-A Rev	3/18/1987	8.38%	89,940	70,345	4,308.89	2026	10/04	MBC - BNY	S&J
Marshall Cty Sewerage District 87-A Res	3/18/1987				7,953.67				
Marshall Cty Sewerage District 87-B Rev	3/18/1987	0.00%	22,060	9,869	1,231.41	2026	10/	MBC - BNY2	S&J
Marshall Cty Sewerage District 87-B Res	3/18/1987				1,125.59				
Marshall Cty Sewerage District 90-A Rev	11/26/1990	8.10%	267,737	222,902	11,920.22	2029	10/04	MBC - BNY	S&J
Marshall Cty Sewerage District 90-A Res	11/26/1990				22,890.26				
Marshall Cty Sewerage District 90-B Rev	11/26/1990	0.00%	12,091	6,364	604.72	2029	10/	MBC - BNY2	S&J
Marshall Cty Sewerage District 90-B Res	11/26/1990				412.31				
Martinsburg 00-A Water & Sewer Revenue	9/27/2000	2.000% - +1.0%AF	7,564,000	4,804,147	101,732.44	2022	36/91	MBC - BPH	BRM
Martinsburg 00-A Water & Sewer Reserve	9/27/2000				460,069.74				
Martinsburg 00-B Water & Sewer Revenue	9/27/2000	3.00%	3,000,000	1,974,490	40,633.13	2022	36/91	MBC - UNB	BRM
Martinsburg 00-B Water & Sewer Reserve	9/27/2000				200,135.19				
Martinsburg 00-C Water & Sewer Revenue	9/27/2000	5.80%	1,976,352	1,813,350	57,803.75	2039	10/04	MBC - BNY	BRM
Martinsburg 00-C Water & Sewer Reserve	9/27/2000				129,030.41				
Martinsburg 01 Water & Sewer Revenue	9/6/2001	2.750% - 5.125%	10,750,000	9,095,000	352,909.15	2031	09/03	MBC - DTC	I BRM
Martinsburg 01 Water & Sewer Reserve	9/6/2001				695,130.68				
Mason 01-A Water & Sewer Revenue	5/10/2001	2.000% - +1.0%AF	650,000	399,220	6,391.32	2021	36/91	MBC - BPH	S&J
Mason 01-A Water & Sewer Reserve	5/10/2001				39,534.71				
Mason 07-A Water & Sewer Revenue	6/14/2007	0.00%	1,719,000	1,652,022	3,721.15	2047	36/91	MBC - UNB	S&J
Mason 07-A Water & Sewer Reserve	6/14/2007				46,935.71				
Mason 09-A Water & Sewer Revenue	9/2/2009	0.00%	#107,900	92,500	0.00	2040	36/91	MBC - DEP	S&J

ACCOUNT NAME	ISSUE DATE	INTEREST RATE	ORIGINAL ISSUE	OUTSTANDING (06/30/10)	ACCT - BAL (06/30/10)	LAST DEBT	DEBT MONTH	PAYING AGENT	BOND I COUNSEL
Mason 09-A Water & Sewer Reserve	9/2/2009				0.00				
Mason 64 & 66 Water & Sewer Rev Escrow	4/1/1964				115.90				
Mason 96-A Water & Sewer Revenue	12/17/1996	2.000% - +1.0%AF	130,000	53,209	1,665.60	2017	36/91	MBC - DEP	S&J
Mason 96-A Water & Sewer Reserve	12/17/1996				7,926.92				
Mason 98-A Water & Sewer Revenue	6/4/1998	0.00%	1,602,000	1,139,885	9,024.93	2038	36/91	MBC - UNB	S&J
Mason 98-A Water & Sewer Reserve	6/4/1998				44,672.54				
Mason County PSD 00-A Water Revenue	6/28/2000	2.000% - +1.0%AF	960,000	563,218	11,476.61	2021	36/91	MBC - BPH	JK
Mason County PSD 00-A Water Reserve	6/28/2000				61,072.52				
Mason County PSD 01-A Water Reserve	3/16/2001				20,676.28				
Mason County PSD 04-A Water Revenue	6/8/2004	2.000% - +1.0%AF	602,000	466,435	7,344.19	2025	36/91	MBC - BPH	JK
Mason County PSD 04-A Water Reserve	6/8/2004				20,604.38				
Mason County PSD 05-A Water Reserve	6/24/2005				53,449.79				
Mason County PSD 05-B Water Reserve	6/24/2005				3,950.34				
Mason County PSD 08-A Sewer Revenue	10/28/2008	0.00%	#500,000	490,382	1,045.44	2048	36/91	MBC - UNB	JK
Mason County PSD 08-A Sewer Reserve	10/28/2008				1,069.17				
Mason County PSD 10-A Water Reserve	5/24/2010				0.00				
Mason County PSD 10-B Water Reserve	6/4/2010				0.00				
Mason County PSD 97-B Water Revenue	9/25/1997	3.00%	818,000	659,897	6,424.21	2037	36/91	MBC - UNB	JK
Mason County PSD 97-B Water Reserve	9/25/1997				37,333.78				
Mason County Schools 04 GO	6/1/2004	3.00% - 5.000%	12,000,000	6,650,000	71,460.60	2016	06/12	MBC - DTC	BRM
Mason County Schools 04 Sur Col	6/1/2004				918,559.54				
Masontown 01-A Sewer Reserve	8/22/2001				18,664.76				
Masontown 01-B Sewer Revenue	8/22/2001	0.00%	1,500,000	1,223,668	13,178.78	2041	36/91	MBC - UNB	S&J
Masontown 01-B Sewer Reserve	8/22/2001				29,908.16				
Masontown 07-A Sewer Reserve	4/20/2007				1,821.96				
Masontown 07-A Water Revenue	3/12/2007	0.50%	815,500	777,164	1,902.52	2047	36/91	MBC - UNB	S&J
Masontown 07-A Water Reserve	3/12/2007				6,958.42				
Masontown 07-B Water Revenue	3/12/2007	0.000% - +1.0%AF	635,500	593,132	2,002.35	2038	36/91	MBC - BPH	S&J
Masontown 07-B Water Reserve	3/12/2007				6,347.13				
McDowell County PSD 01-A Water Reserve	2/23/2001				8,196.10				
McDowell County PSD 08-A Water Reserve	11/10/2008				0.00				
McDowell County PSD 09-A Water Reserve	8/13/2009				0.00				

ACCOUNT NAME	ISSUE DATE	INTEREST RATE	ORIGINAL ISSUE	OUTSTANDING (06/30/10)	ACCT - BAL (06/30/10)	LAST DEBT	DEBT MONTH	PAYING AGENT	BOND I COUNSEL
McDowell County PSD 93 Water Reserve	6/23/1993				48,232.04				
McDowell County PSD 95 Water Reserve	9/26/1995				27,556.30				
McDowell County PSD 97-A Water Reserve	10/15/1997				30,317.53				
McDowell County PSD 99-A Water Reserve	6/21/1999				9,826.04				
McDowell County PSD 99-B Water Reserve	8/11/1999				23,289.99				
McDowell County PSD 99-C Water Reserve	8/11/1999				6,892.01				
McDowell Cty PSD 06-A Water Reserve	7/27/2006				6,441.55				S&J
McDowell Cty PSD 06-B Water Ref Rev	7/27/2006	0.00%	300,000	280,512	1,293.38	2046	36/91	MBC - UNB	S&J
McDowell Cty PSD 06-B Water Ref Res	7/27/2006				8,856.21				S&J
McDowell Cty PSD 07-A Water Reserve	9/19/2007				1,277.35				S&J
McMechen 86 Sewer Revenue	10/20/1986	9.75%	731,000	595,072	47,193.20	2026	10/04	MBC - BNY	S&J
McMechen 86 Sewer Reserve	10/20/1986				73,097.12				
Middlebourne 99-B Sewer Revenue	8/27/1999	2.000% - +1.0%AF	375,000	210,787	4,594.07	2020	36/91	MBC - DEP	G&G
Middlebourne 99-B Sewer Reserve	8/27/1999				25,262.87				
Middlebourne 99-C Sewer Revenue	8/27/1999	5.00%	120,000	33,714	8,230.12	2013	01/07	MBC - UNION B	G&G
Middlebourne 99-C Sewer Reserve	8/27/1999				12,587.34				
Midland PSD 86-B Sewer Revenue	9/29/1986	8.38%	263,096	204,997	12,804.40	2026	10/04	MBC - BNY	S&J
Midland PSD 86-B Sewer Reserve	9/29/1986				23,949.37				
Midland PSD 86-C Sewer Revenue	9/29/1986	0.00%	260,975	113,758	6,200.21	2026	10/	MBC - BNY2	S&J
Midland PSD 86-C Sewer Reserve	9/29/1986				6,741.49				
Milton 04-A Sewer Ref Revenue	12/29/2004	0.000% - +0.5%AF	#6,351,371	5,728,688	47,436.04	2044	36/91	MBC - DEP	JK
Milton 04-A Sewer Ref Reserve	12/29/2004				68,134.89				
Milton 04-B Sewer Ref Revenue	12/29/2004	0.00%	#1,571,903	1,381,488	10,736.34	2044	36/91	MBC - UNB	JK
Milton 04-B Sewer Ref Reserve	12/29/2004				16,864.58				
Milton 07-A Water Ref Reserve	6/8/2007				72,176.71				
Milton 08-A Water Revenue	7/30/2008	0.00%	#2,893,000	2,566,083	6,262.07	2048	36/91	MBC - UNB	S&J
Milton 08-A Water Reserve	7/30/2008				75,739.87				
Milton 08-B Water Revenue	7/30/2008	0.00%	1,000,000	987,012	2,164.33	2048	36/91	MBC - UNB	S&J
Milton 08-B Water Reserve	7/30/2008				1,515.76				
Mineral Wells PSD 03-A Sewer Revenue	10/30/2003	2.000% - +1.0%AF	415,000	316,846	5,126.18	2024	36/91	MBC - DEP	BRM
Mineral Wells PSD 03-A Sewer Reserve	10/30/2003				25,241.28				
Mineral Wells PSD 04-A Water Revenue	6/17/2004	0.00%	3,750,000	3,311,688	17,774.63	2024	36/91	MBC - UNB	BRM

ACCOUNT NAME	ISSUE DATE	INTEREST RATE	ORIGINAL ISSUE	OUTSTANDING (06/30/10)	ACCT - BAL (06/30/10)	LAST DEBT	DEBT MONTH	PAYING AGENT	BOND I COUNSEL
Mineral Wells PSD 04-A Water Reserve	6/17/2004				51,065.19				
Mineral Wells PSD 04-B Water Reserve	6/17/2004				11,066.25				
Mineral Wells PSD 10 Sewer Ref Revenue	1/7/2010	4.70%	1,041,700	1,029,924	15,711.17	2025	99/99	MBC - BBT:SB	BRM
Mineral Wells PSD 10 Sewer Ref Reserve	1/7/2010				94,424.62				
Mineral Wells PSD 85-B Sewer Revenue	12/2/1985	0.00%	589,625	248,263	16,334.73	2025	10/	MBC - BNY2	BRD
Mineral Wells PSD 85-B Sewer Reserve	12/2/1985				15,582.37				
Mineral Wells PSD 95 Sewer Revenue	4/6/1995	3.00%	1,023,800	359,271	12,720.04	2016	36/91	MBC - DEP	BRM
Mineral Wells PSD 95 Sewer Reserve	4/6/1995				68,301.11				
Mingo County PSD 00-A Water Reserve	8/28/2000				39,724.36				
Mingo County PSD 00-B Water Reserve	8/28/2000				29,019.68				
Mingo County PSD 00-C Water Revenue	8/28/2000	5.80%	2,853,436	2,637,179	98,133.39	2039	10/04	MBC - BNY	S&J
Mingo County PSD 00-C Water Reserve	8/28/2000				98,789.29				
Mingo County PSD 00-D Water Revenue	8/28/2000	5.80%	715,000	660,812	24,577.53	2039	10/04	MBC - BBT	S&J
Mingo County PSD 00-D Water Reserve	8/28/2000				24,753.46				
Mingo County PSD 00-E Water Revenue	8/28/2000	0.00%	8,916,818	7,086,206	62,420.97	2040	36/91	MBC - UNB	S&J
Mingo County PSD 00-E Water Reserve	8/28/2000				124,448.97				
Mingo County PSD 01-A Water Revenue	3/9/2001	0.00%	837,540	654,994	5,812.52	2040	36/91	MBC - UNB	S&J
Mingo County PSD 01-A Water Reserve	3/9/2001				18,697.91				
Mingo County PSD 05-A Sewer Revenue	11/9/2005	0.00%	2,552,180	2,336,736	11,071.93	2045	36/91	MBC - UNB	S&J
Mingo County PSD 05-A Sewer Reserve	11/9/2005				22,651.70				S&J
Mingo County PSD 10-A Water Reserve	1/12/2010				0.00				
Monongah 10-A Water Reserve	4/15/2010				0.00				
Monongah 10-B Water Reserve	4/15/2010				0.00				
Monongah 98-A Sewer Revenue	10/29/1998	0.00%	1,982,400	1,454,618	10,206.16	2038	36/91	MBC - UNB	S&J
Monongah 98-A Sewer Reserve	10/29/1998				52,340.47				
Monongalia County Schools 04 GO	5/1/2004	4.000% - 6.000%	50,000,000	45,040,000	502,793.48	2033	05/11	MBC - DTC	I S&J
Monongalia County Schools 04 GO Sur Col	5/1/2004				1,290,247.28				
Monroe County Schools 99 GO	7/1/1999	4.625% - 4.800%	2,100,000	720,000	17,742.02	2014	06/12	MBC - DTC	BRM
Monroe County Schools 99 Sur Col	7/1/1999				248,514.40				
Montgomery 09 Sewer Reserve	9/10/2009				0.00				
Montgomery 87-A Sewer Revenue	10/27/1987	8.38%	1,164,146	910,527	55,525.97	2026	10/04	MBC - BNY	H&P
Montgomery 87-A Sewer Reserve	10/27/1987				102,444.17				

ACCOUNT NAME	ISSUE DATE	INTEREST RATE	ORIGINAL ISSUE	OUTSTANDING (06/30/10)	ACCT - BAL (06/30/10)	LAST DEBT	DEBT MONTH	PAYING AGENT	BOND I COUNSEL
Montgomery 87-B Sewer Revenue	10/27/1987	0.00%	285,539	127,741	21,219.53	2026	10/	MBC - BNY2	H&P
Montgomery 87-B Sewer Reserve	10/27/1987				9,186.72				
Montgomery 93-A Sewer Revenue	1/19/1993	7.75%	648,387	552,974	27,194.49	2031	10/04	MBC - BNY	H&P
Montgomery 93-A Sewer Reserve	1/19/1993				53,183.41				
Montgomery 93-B Sewer Revenue	1/19/1993	0.00%	21,613	12,192	731.48	2031	10/	MBC - BNY2	H&P
Montgomery 93-B Sewer Reserve	1/19/1993				678.24				
Montgomery 96-A Sewer Revenue	5/2/1996	2.000% - +1.0%AF	175,000	61,728	2,838.46	2016	36/91	MBC - DEP	H&P
Montgomery 96-A Sewer Reserve	5/2/1996				10,564.91				
Monumental PSD 06-A Water Reserve	2/24/2006				14,529.96				S&J
Moorefield 07-A Water Revenue	3/1/2007	4.100% - 5.000%	3,155,000	3,065,000	64,110.77	2042	03/09	MBC - DTC	S&J
Moorefield 07-A Water Reserve	3/1/2007				194,461.23				
Moorefield 09-A Sewer Revenue	3/3/2009	0.00%	511,051	499,504	1,283.08	2042	36/91	MBC - UNB	JK
Moorefield 09-A Sewer Reserve	3/3/2009				15,402.16				
Moorefield 87-A Sewer Revenue	11/20/1987	8.38%	156,720	122,577	5,341.73	2026	10/04	MBC - BNY	JK
Moorefield 87-A Sewer Reserve	11/20/1987				13,851.12				
Moorefield 87-A Water Revenue	11/20/1987	8.38%	443,275	346,706	15,080.70	2026	10/04	MBC - BNY	JK
Moorefield 87-A Water Reserve	11/20/1987				39,021.04				
Moorefield 87-B Sewer Revenue	11/20/1987	0.00%	38,440	17,197	4,038.82	2026	10/	MBC - BNY2	JK
Moorefield 87-B Sewer Reserve	11/20/1987				2,277.08				
Moorefield 87-B Water Revenue	11/20/1987	0.00%	108,725	48,640	4,885.79	2026	10/	MBC - BNY2	JK
Moorefield 87-B Water Reserve	11/20/1987				2,865.02				
Moorefield 92-A Water Revenue	5/28/1992	7.75%	1,451,613	1,238,002	42,276.15	2031	10/04	MBC - BNY	S&J
Moorefield 92-A Water Reserve	5/28/1992				119,100.27				
Moorefield 92-B Water Revenue	5/28/1992	0.00%	48,387	27,295	1,641.33	2031	10/	MBC - BNY2	S&J
Moorefield 92-B Water Reserve	5/28/1992				1,242.30				
Moorefield 99-A Sewer Revenue	3/17/1999	0.000% - +1.0%AF	1,400,000	717,500	9,694.57	2020	36/91	MBC - DEP	S&J
Moorefield 99-A Sewer Reserve	3/17/1999				70,673.98				
Morgan Cty Building Comm 08 Lease Rev	8/18/2008	0.000% - 1.000%	9,000,000	8,595,000	(1,027.08)	2013	08/	MBC - UNB	S&J
Morgantown 00-A Water & Sewer Revenue	2/29/2000	0.000% - +0.5%AF	7,842,000	5,093,236	29,628.88	2026	36/91	MBC - DEP	S&J
Morgantown 00-A Water & Sewer Reserve	2/29/2000		SURETY BD		0.00				
Morgantown 00-B Water & Sewer Revenue	2/29/2000	0.00%	2,488,000	1,931,454	6,251.72	2039	36/91	MBC - UNB	S&J
Morgantown 00-B Water & Sewer Reserve	2/29/2000		SURETY BD		0.00				

ACCOUNT NAME	ISSUE DATE	INTEREST RATE	ORIGINAL ISSUE	OUTSTANDING (06/30/10)	ACCT - BAL (06/30/10)	LAST DEBT	DEBT MONTH	PAYING AGENT	BOND I COUNSEL
Morgantown 01-A Water & Sewer Revenue	2/8/2001	3.00%	3,812,470	1,714,931	53,068.00	2015	36/91	MBC - UNB	S&J
Morgantown 01-A Water & Sewer Reserve	2/8/2001		SURETY BD		1.91				
Morgantown 02 Parking Revenue	12/12/2002	4.47%	6,000,000	4,777,816	268,583.20	2024	01/07	MBC-UNITED B:BH	S&J
Morgantown 02 Parking Reserve	12/12/2002				458,445.85				
Morgantown 06-A Water & Sewer Revenue	6/30/2006	2.000% - +1.0%AF	6,410,191	5,878,028	39,068.03	2028	36/91	MBC - DEP	S&J
Morgantown 06-A Water & Sewer Reserve	6/30/2006		SURETY BD		0.00				
Morgantown 07-A Water & Sewer Revenue	8/14/2007	2.000% - +1.0%AF	8,500,000	8,211,472	39,248.06	2029	36/91	MBC - DEP	S&J
Morgantown 07-A Water & Sewer Reserve	8/14/2007		SURETY BD		0.00				
Morgantown 10-A Water & Sewer Revenue	1/28/2010	5.000% - 6.375%	37,950,000	37,950,000	1,948,521.46	2040	06/12	MBC - DTC	S&J
Morgantown 10-A Water & Sewer Reserve	1/28/2010		SURETY BD		0.00				
Morgantown 10-C Water & Sewer Revenue	1/28/2010	2.000% - +1.0%AF	#15,380,227	6,286,298	0.00	2032	36/91	MBC - DEP	S&J
Morgantown 10-C Water & Sewer Reserve	1/28/2010				935,048.79				
Morgantown 10-D Water & Sewer Revenue	1/28/2010	2.00%	#9,317,286	1,275,823	0.00	2032	36/91	MBC - BPH	S&J
Morgantown 10-D Water & Sewer Reserve	1/28/2010				566,619.75				
Morgantown 10-E Water & Sewer Revenue	1/28/2010	2.00%	#100,000	-0-	0.00	2032	36/91	MBC - BPH	S&J
Morgantown 10-E Water & Sewer Reserve	1/28/2010				6,083.54				
Morgantown 10-F Water & Sewer Revenue	1/28/2010	1.500% - 3.200%	7,250,000	7,250,000	270,068.66	2018	06/12	MBC - DTC	S&J
Morgantown 10-F Water & Sewer Reserve	1/28/2010		SURETY BD		0.00				
Morgantown 92 Water & Sewer Revenue	9/8/1992	3.00%	11,900,000	1,905,000	107,597.22	2012	36/91	MBC - DEP	S&J
Morgantown 92 Water & Sewer Reserve	9/8/1992		SURETY BD		0.00				
Morgantown 95 Water & Sewer Revenue	4/27/1995	2.000% - +1.0%AF	1,601,477	505,836	25,272.18	2015	36/91	MBC - DEP	S&J
Morgantown 95 Water & Sewer Reserve	4/27/1995		SURETY BD		0.00				
Moundsville 05-A Water Reserve	12/21/2005				65,481.34				
Moundsville 05-B Water Revenue	12/21/2005	5.20%	9,745,000	9,413,280	257,249.17	2035	10/04	MBC - BNY	S&J
Moundsville 05-B Water Reserve	12/21/2005				167,958.44				
Moundsville 87-A Sewer Revenue	11/18/1987	8.38%	1,846,978	1,444,602	74,527.51	2026	10/04	MBC - BNY	S&J
Moundsville 87-A Sewer Reserve	11/18/1987				162,532.39				
Moundsville 87-B Sewer Revenue	11/18/1987	0.00%	453,022	202,668	11,490.61	2026	10/	MBC - BNY2	S&J
Moundsville 87-B Sewer Reserve	11/18/1987				14,834.45				
Mountain Top PSD 09-A Water Ref Revenue	1/23/2009	3.86%	270,000	226,716	3,190.24	2016	99/99	MBC - BBT:BH	S&J
Mountain Top PSD 09-A Water Ref Reserve	1/23/2009				40,126.19				
Mountain Top PSD 09-B Water Ref Revenue	1/23/2009	0.00%	#2,673,000	1,921,031	0.00	2049	36/91	MBC - UNB	S&J

ACCOUNT NAME	ISSUE DATE	INTEREST RATE	ORIGINAL ISSUE	OUTSTANDING (06/30/10)	ACCT - BAL (06/30/10)	LAST DEBT	DEBT MONTH	PAYING AGENT	BOND I COUNSEL
Mountain Top PSD 09-B Water Ref Reserve	1/23/2009				0.00				
Mt Hope 02-A Water & Sewer Revenue	12/1/2002	4.000% - 5.700%	1,285,000	810,000	51,891.76	2031	03/09	MBC - DTC	JK
Mt Hope 02-A Water & Sewer Reserve	12/1/2002				102,417.87				
Mt Hope 07-A Water & Sewer Revenue	11/28/2007	0.000% - +.5%AF	#646,600	580,109	27,217.51	3039	36/91	MBC - DEP	JK
Mt Hope 07-A Water & Sewer Reserve	11/28/2007				5,233.30				
Mt Hope 99-A Water & Sewer Revenue	5/20/1999	0.000% - +1.0%AF	1,490,000	763,625	16,342.27	2020	36/91	MBC - DEP	JK
Mt Hope 99-A Water & Sewer Reserve	5/20/1999				84,400.03				
Mt Zion PSD 74 Water Reserve	1/10/1974				493.76				
Mt Zion PSD 84 Water Reserve	2/2/1984				9,492.85				
Mt Zion PSD 98 Water Reserve	5/20/1998				2,208.20				
Mullens 98-A Sewer Revenue	12/17/1998	0.000% - +1.0%AF	1,780,000	410,760	12,074.29	2013	36/91	MBC - DEP	JK
Mullens 98-A Sewer Reserve	12/17/1998				136,901.17				
Mullens 98-B Sewer Revenue	12/17/1998	0.00%	2,586,300	2,586,300	0.00	2030	36/91	MBC - UNB	JK
Mullens 98-B Sewer Reserve	12/17/1998				0.00				
Nettie Leivasy PSD 00 Water Revenue	8/29/2000	5.80%	386,000	354,165	12,293.64	2039	10/04	MBC - BNY	S&J
Nettie Leivasy PSD 00 Water Reserve	8/29/2000				25,200.11				
Nettie Leivasy PSD 76 Water Reserve	5/13/1976				16,407.99				
New Creek PSD 87-A Sewer Revenue	8/17/1987	8.38%	200,757	157,021	9,593.14	2026	10/04	MBC - BNY	S&J
New Creek PSD 87-A Sewer Reserve	8/17/1987				17,754.05				
New Creek PSD 87-B Sewer Revenue	8/17/1987	0.00%	49,243	22,030	3,006.53	2026	10/	MBC - BNY2	S&J
New Creek PSD 87-B Sewer Reserve	8/17/1987				2,215.79				
New Creek Water 04-B Water Revenue	11/18/2004	0.00%	1,095,000	980,490	5,025.77	2044	36/91	MBC - UNB	S&J
New Creek Water 04-B Water Reserve	11/18/2004				12,290.34				
New Creek Water 04-C Water Revenue	11/18/2004	3.00%	286,000	241,602	3,347.92	2026	36/91	MBC - UNB	S&J
New Creek Water 04-C Water Reserve	11/18/2004				8,186.34				
New Cumberland 04-A Water & Sewer Rev	6/18/2004	0.00%	238,600	206,685	1,151.32	2044	36/91	MBC - UNB	S&J
New Cumberland 04-A Water & Sewer Res	6/18/2004				3,482.97				
New Cumberland 09-A Water & Sewer Rev	12/15/2009	5.00%	764,000	764,000	40,730.65	2029	10/04	MBC - BNY	S&J
New Cumberland 09-A Water & Sewer Res	12/15/2009				3,084.48	2029			
New Cumberland 94-A Water & Sewer Rev	10/27/1994	6.75%	647,121	558,878	23,891.16	2033	10/04	MBC - BNY	S&J
New Cumberland 94-A Water & Sewer Res	10/27/1994				47,700.44				
New Cumberland 94-B Water & Sewer Rev	10/27/1994	0.00%	498,666	143,359	4,818.95	2016	36/91	MBC - DEP	S&J

ACCOUNT NAME	ISSUE DATE	INTEREST RATE	ORIGINAL ISSUE	OUTSTANDING (06/30/10)	ACCT - BAL (06/30/10)	LAST DEBT	DEBT MONTH	PAYING AGENT	BOND I COUNSEL
New Cumberland 94-B Water & Sewer Res	10/27/1994				29,116.50				
New Haven 03-A & B Water Reserve	9/5/2003				16,737.63				
New Haven 82-B Sewer Sub Revenue	10/27/1982	0.00%	89,500	24,189	2,132.37	2019	10/	MBC - BNY2	JK
New Haven PSD 00-A Water Revenue	3/2/2000	0.000% - +1.0%AF	1,241,000	858,346	4,704.56	2031	36/91	MBC - BPH	S&J
New Haven PSD 00-A Water Reserve	3/2/2000		LTR/CREDIT		0.00				
New Haven PSD 00-B Water Revenue	3/2/2000	0.00%	9,004,675	6,868,924	22,835.22	2040	36/91	MBC - UNB	S&J
New Haven PSD 00-B Water Reserve	3/2/2000		LTR/CREDIT		0.00				
New Haven PSD 00-C Water Revenue	9/21/2000	AF+4.5%- 5.875%	1,605,000	1,460,000	22,689.85	2040	06/12	MBC - BNY	S&J
New Haven PSD 00-C Water Reserve	9/21/2000		LTR/CREDIT		0.00				
New Haven PSD 00-D Water Revenue	9/21/2000	0.000% - +1.0%AF	#767,354	529,693	2,884.74	2031	36/91	MBC - BPH	S&J
New Haven PSD 00-D Water Reserve	9/21/2000		LTR/CREDIT		0.00				
New Haven PSD 01-A Water Revenue	3/29/2001	0.00%	995,325	784,752	2,475.83	2041	36/91	MBC - UNB	S&J
New Haven PSD 01-A Water Reserve	3/29/2001		LTR/CREDIT		0.00				
New Haven PSD 01-B Water Revenue	3/29/2001	0.000% - +1.0%AF	732,646	531,148	2,720.20	2032	36/91	MBC - BPH	S&J
New Haven PSD 01-B Water Reserve	3/29/2001		LTR/CREDIT		0.00				
New Haven PSD 07-A Water Reserve	10/23/2007		LTR/CREDIT		0.00				
New Haven PSD 09-A Water Revenue	1/16/2009	0.00%	#802,000	779,171	1,838.16	2048	36/91	MBC - UNB	S&J
New Haven PSD 09-A Water Reserve	1/16/2009		LTR/CREDIT		0.00				
New Haven PSD 09-B Water Revenue	8/12/2009	0.00%	#680,000	173,814	0.00	2049	36/91	MBC - UNB	S&J
New Haven PSD 09-B Water Reserve	8/12/2009		LTR/CREDIT		0.00				
New Martinsville 97-A Water & Sewer Rev	3/13/1997	0.000% - +1.0%AF	385,000	168,438	9,718.39	2019	36/91	MBC - DEP	JK
New Martinsville 97-A Water & Sewer Res	3/13/1997				24,781.13				
New Martinsville 97-B Water & Sewer Rev	3/13/1997	0.00%	6,720,000	4,730,526	58,147.93	2037	36/91	MBC - UNB	JK
New Martinsville 97-B Water & Sewer Res	3/13/1997				226,410.43				
New Martinsville 97-C Water & Sewer Rev	3/13/1997	1.00%	420,000	420,000	0.00	2037	36/91	MBC - UNB	JK
New Martinsville 97-C Water & Sewer Res	3/13/1997				0.00				
Newburg 02 Sewer Reserve	5/3/2002				3,686.71				
Newburg 08-A Water Revenue	8/5/2008	0.00%	522,000	518,588	1,128.92	2048	36/91	MBC - UNB	S&J
Newburg 08-A Water Reserve	8/5/2008				454.99				
Nitro 00-A Sewer Revenue	6/28/2000	0.000% - +0.5%AF	2,050,000	1,452,060	12,598.62	2031	36/91	MBC - DEP	VLF
Nitro 00-A Sewer Reserve	6/28/2000				67,061.65				
Nitro 01-A Sewer Revenue	6/5/2001	0.000% - +0.5%AF	543,800	389,712	3,546.02	2031	36/91	MBC - DEP	VLF

ACCOUNT NAME	ISSUE DATE	INTEREST RATE	ORIGINAL ISSUE	OUTSTANDING (06/30/10)	ACCT - BAL (06/30/10)	LAST DEBT	DEBT MONTH	PAYING AGENT	BOND I COUNSEL
Nitro 01-A Sewer Reserve	6/5/2001				17,221.07				
Nitro 09-A Sewer Revenue	11/12/2009	0.000% - +1.0%AF	1,910,778	403,664	0.00	2031	36/91	MBC - DEP	VLF
Nitro 09-A Sewer Reserve	11/12/2009				0.00				
Nitro 95-A Sewer Revenue	7/27/1995	2.000% - +1.0%AF	373,000	127,898	9,402.37	2016	36/91	MBC - DEP	V&W
Nitro 95-A Sewer Reserve	7/27/1995				22,687.82				
Nitro 96-A Sewer Revenue	12/10/1996	2.000% - +1.0%AF	4,575,502	2,051,483	63,127.59	2018	36/91	MBC - DEP	V&W
Nitro 96-A Sewer Reserve	12/10/1996				278,298.22				
North Beckley PSD 03-A Sewer Revenue	9/29/2003	0.000% - +0.5%AF	5,307,741	4,423,101	39,110.21	2035	36/91	MBC - DEP	BRM
North Beckley PSD 03-A Sewer Reserve	9/29/2003				177,073.79				
North Beckley PSD 09-A Sewer Revenue	10/29/2009	0.000% - +1.0%AF	#4,544,324	959,480	0.00	2041	36/91	MBC - DEP	S&J
North Beckley PSD 09-A Sewer Reserve	10/29/2009				151,582.28				
North Beckley PSD 99 Sewer Revenue	1/28/1999	0.000% - +1.0%AF	8,090,898	4,045,440	64,209.89	2020	36/91	MBC - DEP	BRM
North Beckley PSD 99 Sewer Reserve	1/28/1999				404,877.04				BRM
North Hills 04 Sewer Reserve	2/19/2004				32,729.81				BRM
Northern Jackson Cty PSD 05-A Water Rev	6/23/2005	0.00%	2,035,472	1,850,429	9,123.15	2045	36/91	MBC - UNB	G&G
Northern Jackson Cty PSD 05-A Water Res	6/23/2005				48,445.80				
Northern Jackson Cty PSD 05-B Water Res	6/23/2005				19,849.11				
Northern Jackson Cty PSD 05-C Water Res	6/23/2005				2,391.47				
Northern Jackson Cty PSD 09-A Water Note	10/30/2009	3.000% - 5.000%	#110,000	72,125	2,770.17	2029	14/71	MBC - BBT	G&G
Northern Jackson Cty PSD 09-A Water Res	10/30/2009				0.00				
Northern Jackson Cty PSD 95 Water Res	12/15/1995				6,909.43				
Northern Jackson Cty PSD 99 Water Res	6/24/1999				22,566.53				
Northern Wayne Cty PSD 01-A S Design Rev	1/30/2001	0.000% - +0.5%AF	497,857	360,940	1,072.68	2032	36/91	MBC - DEP	S&J
Northern Wayne Cty PSD 01-A S Design Res	1/30/2001				1,903.11				
Northern Wayne Cty PSD 02A Sewer Ref Rev	12/1/2002	3.500% - 5.500%	1,860,000	1,520,000	29,728.69	2029	03/09	MBC - DTC	S&J
Northern Wayne Cty PSD 02A Sewer Ref Res	12/1/2002				51,248.62				
Northern Wayne Cty PSD 05-A Sewer Rev	10/4/2005	0.000% - +0.5%AF	4,536,000	4,006,800	9,781.83	2036	36/91	MBC - DEP	S&J
Northern Wayne Cty PSD 05-A Sewer Res	10/4/2005				6,254.83				
Northern Wayne Cty PSD 89-A Sewer Rev	3/16/1989	8.40%	2,354,914	1,970,487	24,636.05	2029	10/04	MBC - BNY	JK
Northern Wayne Cty PSD 89-A Sewer Res	3/16/1989				49,698.69				
Northern Wayne Cty PSD 89-C Sewer Rev	3/16/1989	0.00%	349,086	179,018	3,906.35	2029	10/	MBC - BNY2	JK
Northern Wayne Cty PSD 89-C Sewer Res	3/16/1989				1,915.01				

ACCOUNT NAME	ISSUE DATE	INTEREST RATE	ORIGINAL ISSUE	OUTSTANDING (06/30/10)	ACCT - BAL (06/30/10)	LAST DEBT	DEBT MONTH	PAYING AGENT	BOND I COUNSEL
Norton-Harding-Jimtown PSD 04A Water Rev	11/30/2004	4.90%	117,237	86,383	5,244.95	2019	04/10	MBC - BBT	S&J
Norton-Harding-Jimtown PSD 04A Water Res	11/30/2004				11,134.37				S&J
Norton-Harding-Jimtown PSD 04B Water Rev	11/30/2004	5.50%	105,336	90,172	3,008.98	2026	04/10	MBC - BBT	S&J
Norton-Harding-Jimtown PSD 04B Water Res	11/30/2004				8,300.73				S&J
Norton-Harding-Jimtown PSD 04C Water Rev	11/30/2004	6.00%	798,427	774,349	12,089.84	2044	04/10	MBC - BBT	S&J
Norton-Harding-Jimtown PSD 04C Water Res	11/30/2004				53,411.33				
Norton-Harding-Jimtown PSD 06A Sewer Rev	10/12/2006	0.00%	333,000	311,510	9,626.78	2046	36/91	MBC - UNB	S&J
Norton-Harding-Jimtown PSD 06A Sewer Res	10/12/2006				2,149.39				
Norton-Harding-Jimtown PSD 07A Water Res	9/26/2007				559.47				S&J
Norton-Harding-Jimtown PSD 99A Water Rev	2/23/1999	0.00%	1,380,000	1,014,942	0.00	2038	36/91	MBC - UNB	S&J
Norton-Harding-Jimtown PSD 99A Water Res	2/23/1999				35,399.62				
Nutter Fort 02 Sewer Revenue	6/4/2002	0.000% - +0.5%AF	1,053,812	769,274	5,066.66	2028	36/91	MBC - DEP	S&J
Nutter Fort 02 Sewer Reserve	6/4/2002				50,883.28				
Nutter Fort 03 Sewer Revenue	7/30/2003	0.00%	328,000	242,720	5,372.52	2028	36/91	MBC - UNB	S&J
Nutter Fort 03 Sewer Reserve	7/30/2003				15,556.32				
Nutter Fort 09-A Water Revenue	2/17/2009	0.00%	#1,815,000	1,358,486	3,928.67	2048	36/91	MBC - UNB	S&J
Nutter Fort 09-A Water Reserve	2/17/2009				392.87				
Oak Hill 03 Stormwater Revenue	8/20/2003	4.29%	1,035,000	643,099	8,924.64	2018	99/99	MBC-BBT:BH	BRM
Oak Hill 03 Stormwater Reserve	8/20/2003				67,494.78				
Oak Hill 07 Stormwater Revenue	6/20/2007	4.28%	1,050,000	890,124	9,249.76	2022	99/99	MBC-BBT:BH	BRM
Oak Hill 07 Stormwater Reserve	6/20/2007				25,517.39				
Oak Hill 88-A Sewer Revenue	8/25/1988	9.00%	1,764,285	1,472,242	70,545.11	2028	10/04	MBC - BNY	S&J
Oak Hill 88-A Sewer Reserve	8/25/1988				164,628.44				
Oak Hill 88-B Sewer Revenue	8/25/1988	0.00%	441,071	214,871	13,901.95	2028	10/	MBC - BNY2	S&J
Oak Hill 88-B Sewer Reserve	8/25/1988				19,322.54				
Oak Hill 91-A Sewer Revenue	3/28/1991	8.10%	1,817,920	1,513,493	67,842.63	2029	10/04	MBC - BNY	S&J
Oak Hill 91-A Sewer Reserve	3/28/1991				155,420.59				
Oak Hill 91-B Sewer Revenue	3/28/1991	0.00%	82,080	43,200	2,236.94	2029	10/	MBC - BNY2	S&J
Oak Hill 91-B Sewer Reserve	3/28/1991				3,689.48				
Oak Hill 96-A Sewer Revenue	8/20/1996	2.000% - +1.0%AF	1,000,000	396,152	7,583.23	2017	36/91	MBC - DEP	S&J
Oak Hill 96-A Sewer Reserve	8/20/1996				60,826.98				
Oakland PSD 95 Water Revenue	6/28/1995	6.75%	579,740	500,685	20,806.56	2033	10/04	MBC - BNY	G&G

ACCOUNT NAME	ISSUE DATE	INTEREST RATE	ORIGINAL ISSUE	OUTSTANDING (06/30/10)	ACCT - BAL (06/30/10)	LAST DEBT	DEBT MONTH	PAYING AGENT	BOND I COUNSEL
Oakland PSD 95 Water Reserve	6/28/1995				42,734.15				
Oakvale Road PSD 02-A Water Revenue	6/4/2002	0.00%	558,620	446,896	1,357.00	2042	36/91	MBC - UNB	S&J
Oakvale Road PSD 02-A Water Reserve	6/4/2002		LTR/CREDIT		0.00				
Oakvale Road PSD 96 Water Revenue	12/4/1996	3.00%	12,700,000	10,045,515	62,205.20	2037	36/91	MBC - UNB	S&J
Oakvale Road PSD 96 Water Reserve	12/4/1996		LTR/CREDIT		0.00				
Oakvale Road PSD 99-A Water Revenue	4/23/1999	3.00%	#1,268,489	1,058,980	7,749.20	2039	36/91	MBC - UNB	S&J
Oakvale Road PSD 99-A Water Reserve	4/23/1999		LTR/CREDIT		0.00				
Oakvale Road PSD 99-B Water Revenue	11/4/1999	3.00%	731,511	613,268	7,802.44	2039	36/91	MBC - UNB	S&J
Oakvale Road PSD 99-B Water Reserve	11/4/1999				31,583.54				
Oceana 00-A Sewer Revenue	6/16/2000	0.000% - +0.5%AF	5,364,000	3,888,900	31,501.81	2032	36/91	MBC - DEP	S&J
Oceana 00-A Sewer Reserve	6/16/2000				159,500.82				
Oceana 00-B Sewer Revenue	6/16/2000	0.00%	7,273,500	5,704,680	31,145.44	2040	36/91	MBC - UNB	S&J
Oceana 00-B Sewer Reserve	6/16/2000				170,108.89				
Oceana 92-A Sewer Revenue	11/18/1992	7.75%	952,364	812,220	33,337.90	2031	10/04	MBC - BNY	G&G
Oceana 92-A Sewer Reserve	11/18/1992				78,209.49				
Oceana 92-B Sewer Revenue	11/18/1992	0.00%	31,746	17,908	677.01	2031	10/	MBC - BNY2	G&G
Oceana 92-B Sewer Reserve	11/18/1992				815.75				
Oceana 96 Water Rev & Ref Revenue	9/20/1996	6.25%	2,172,800	1,905,836	72,651.13	2035	10/04	MBC - BNY	G&G
Oceana 96 Water Rev & Ref Reserve	9/20/1996				150,277.80				
Ohio County PSD 02-A Water Revenue	5/30/2002	3.00%	528,000	356,931	6,907.52	2022	36/91	MBC - UNB	S&J
Ohio County PSD 02-A Water Reserve	5/30/2002				35,550.16				
Ohio County PSD 70-B & 81-C Water Res	3/10/1981				202,781.39				
Ohio County PSD 86-A Sewer Revenue	5/16/1986	9.75%	100,320	79,798	5,308.67	2025	10/04	MBC - BNY	S&J
Ohio County PSD 86-A Sewer Reserve	5/16/1986				10,106.26				
Ohio County PSD 86-B Sewer Revenue	5/16/1986	0.00%	49,961	20,497	3,083.85	2025	10/	MBC - BNY2	S&J
Ohio County PSD 86-B Sewer Reserve	5/16/1986				2,840.68				
Ohio County PSD 88-A Sewer Revenue	9/30/1988	9.00%	694,925	579,893	33,219.26	2028	10/04	MBC - BNY	S&J
Ohio County PSD 88-A Sewer Reserve	9/30/1988				64,847.32				
Ohio County PSD 88-B Sewer Revenue	9/30/1988	0.00%	173,731	84,631	9,293.13	2028	10/	MBC - BNY2	S&J
Ohio County PSD 88-B Sewer Reserve	9/30/1988				5,168.80				
Ohio County PSD 89-A Sewer Revenue	4/3/1989	8.40%	1,013,841	848,337	33,715.52	2029	10/04	MBC - BNY	S&J
Ohio County PSD 89-A Sewer Reserve	4/3/1989				89,500.26				

ACCOUNT NAME	ISSUE DATE	INTEREST RATE	ORIGINAL ISSUE	OUTSTANDING (06/30/10)	ACCT - BAL (06/30/10)	LAST DEBT	DEBT MONTH	PAYING AGENT	BOND I COUNSEL
Ohio County PSD 89-B Sewer Revenue	4/3/1989	0.00%	150,288	77,071	5,444.41	2029	10/	MBC - BNY2	S&J
Ohio County PSD 89-B Sewer Reserve	4/3/1989				4,473.82				
Ohio County PSD 92 A+B+C Water Reserve	5/16/1986				93,529.49				
Ohio County PSD 97-A Sewer Revenue	10/15/1997	0.00%	1,081,000	748,384	4,852.92	2037	36/91	MBC - UNB	S&J
Ohio County PSD 97-A Sewer Reserve	10/15/1997				35,545.09				
Ohio County Schools 93 GO Escrow	6/1/1993	5.100% - 7.000%	14,800,000	7,895,000	13,290,395.94	2018	06/12	WESBK-WHEEL	G&G
Ohio County Schools 97 Ref GO	11/1/1997		14,690,000	7,945,000	83,922.24	2018	06/12	WESBK-WHEEL	BRM
Ohio County Schools 97 Ref GO Sur Col	11/1/1997				1,314,204.21				
Paden City 01-A Water Reserve	4/26/2001				58,771.42				
Paden City 82 Water Reserve	12/2/1982				21,288.35				
Paden City 87-A Sewer Revenue	4/28/1987	8.38%	536,426	419,562	30,003.01	2026	10/04	MBC - BNY	S&J
Paden City 87-A Sewer Reserve	4/28/1987				47,206.29				
Paden City 87-B Sewer Revenue	4/28/1987	0.00%	131,574	58,863	5,128.02	2026	10/	MBC - BNY2	S&J
Paden City 87-B Sewer Reserve	4/28/1987				4,121.02				
Page-Kincaid PSD 09-A Sewer Reserve	6/11/2009				0.00				
Page-Kincaid PSD 09-B Sewer Revenue	6/11/2009	0.00%	470,000	470,000	0.00	2049	36/91	MBC - UNB	S&J
Page-Kincaid PSD 09-B Sewer Reserve	6/11/2009				0.00				
Page-Kincaid PSD 88-A Sewer Revenue	7/1/1988	9.00%	112,000	93,461	5,117.21	2028	10/04	MBC - BNY	S&J
Page-Kincaid PSD 88-A Sewer Reserve	7/1/1988				10,502.40				
Page-Kincaid PSD 88-B Sewer Revenue	7/1/1988	0.00%	28,000	13,640	870.47	2028	10/	MBC - BNY2	S&J
Page-Kincaid PSD 88-B Sewer Reserve	7/1/1988				1,419.67				
Parkersburg 03-A Parking Revenue	6/1/2003	5.00%	670,000	455,000	7,253.38	2018	06/12	MBC - DTC	G&G
Parkersburg 03-A Parking Reserve	6/1/2003				67,039.06				
Parkersburg 03-A Water & Sewer Revenue	3/4/2003	3.00%	4,000,000	3,039,594	45,431.38	2024	36/91	MBC - UNB	S&J
Parkersburg 03-A Water & Sewer Reserve	3/4/2003				176,093.05				
Parkersburg 03-B Water & Sewer Revenue	3/4/2003	5.00%	3,250,000	2,538,541	150,679.91	2023	10/04	MBC - BNY	S&J
Parkersburg 03-B Water & Sewer Reserve	3/4/2003				207,319.45				
Parkersburg 03-D Water & Sewer Revenue	8/4/2003	3.00%	926,000	713,748	10,453.32	2024	36/91	MBC - UNB	S&J
Parkersburg 03-D Water & Sewer Reserve	8/4/2003				38,942.45				
Parkersburg 03-E Water & Sewer Revenue	8/4/2003	2.000% - +1.0%AF	4,326,705	3,303,374	47,779.76	2024	36/91	MBC - DEP	S&J
Parkersburg 03-E Water & Sewer Reserve	8/4/2003				158,183.87				
Parkersburg 05-A Water & Sewer Revenue	8/1/2005	3.000% - 5.000%	34,950,000	29,885,000	2,000,642.29	2025	08/02	MBC - DTC	S&J

ACCOUNT NAME	ISSUE DATE	INTEREST RATE	ORIGINAL ISSUE	OUTSTANDING (06/30/10)	ACCT - BAL (06/30/10)	LAST DEBT	DEBT MONTH	PAYING AGENT	BOND I COUNSEL
Parkersburg 05-A Water & Sewer Reserve	8/15/2005				2,624,303.55				
Parkersburg 06-C Water & Sewer Revenue	6/15/2006	3.700% - 5.000%	17,425,000	14,725,000	1,258,027.00	2020	09/03	MBC - DTC	S&J
Parkersburg 06-C Water & Sewer Reserve	6/15/2006				1,706,199.19				
Parkersburg 06-D Water & Sewer Ref Rev	12/14/2006	0.000% - +0.5%AF	#9,000,000	8,235,000	54,073.65	2038	36/91	MBC - DEP	S&J
Parkersburg 06-D Water & Sewer Ref Res	12/14/2006				72,804.47				S&J
Parkersburg 06-E Water & Sewer Revenue	12/14/2006	0.000% - +0.5%AF	4,175,342	3,920,269	26,683.71	2037	36/91	MBC - DEP	S&J
Parkersburg 06-E Water & Sewer Reserve	12/14/2006				146,104.58				
Parsons 06-A Water & Sewer Revenue	8/22/2006	0.00%	454,300	422,059	2,161.73	2046	36/91	MBC - UNB	S&J
Parsons 06-A Water & Sewer Reserve	8/22/2006				3,471.63				
Parsons 07-A Water & Sewer Revenue	4/24/2007	0.00%	1,109,250	1,012,188	9,147.10	2028	36/91	MBC - UNB	S&J
Parsons 07-A Water & Sewer Reserve	4/24/2007				10,637.31				
Parsons 10-A Water & Sewer Revenue	5/4/2010	0.00%	#1,150,000	57,633	0.00	2049	36/91	MBC - UNB	JK
Parsons 10-A Water & Sewer Reserve	5/4/2010				29,683.52				
Parsons 89-A Water & Sewer Revenue	11/22/1989	8.40%	269,103	225,173	10,212.74	2029	10/04	MBC - BNY	S&J
Parsons 89-A Water & Sewer Reserve	11/22/1989				23,665.07				
Parsons 89-B Water & Sewer Revenue	11/22/1989	0.00%	39,891	20,457	1,942.64	2029	10/	MBC - BNY2	S&J
Parsons 89-B Water & Sewer Reserve	11/22/1989				1,607.99				
Parsons 96 Water & Sewer Revenue	5/8/1996	6.25%	457,500	400,569	13,758.96	2035	10/04	MBC - BNY	S&J
Parsons 96 Water & Sewer Reserve	5/8/1996				31,585.49				
Paw Paw Rt 19 PSD 08-A Water Reserve	6/9/2008				622.40				
Pax 57 W Call 6/84 & 2/92 Special Acct	12/1/1957				72.51				
Pea Ridge PSD 00 Sewer Sys Design Rev	3/7/2000	2.000% - +1.0%AF	477,000	279,849	5,326.23	2021	36/91	MBC - DEP	S&J
Pea Ridge PSD 00 Sewer Sys Design Res	3/7/2000				29,792.71				
Pea Ridge PSD 03-A Sewer Revenue	8/19/2003	0.000% - +0.5%AF	12,429,500	10,254,321	63,820.64	2035	36/91	MBC - DEP	S&J
Pea Ridge PSD 03-A Sewer Reserve	8/19/2003				229,746.40				
Pea Ridge PSD 03-B Sewer Revenue	8/19/2003	5.00%	100,000	79,870	4,087.90	2023	10/04	MBC - BNY	S&J
Pea Ridge PSD 03-B Sewer Reserve	8/19/2003				5,837.64				
Pea Ridge PSD 04-A Sewer Revenue	3/1/2004	3.250% - 5.100%	2,620,000	1,780,000	67,790.66	2020	05/11	MBC - DTC	S&J
Pea Ridge PSD 04-A Sewer Reserve	3/1/2004				240,141.02				
Pea Ridge PSD 07-A Sewer Revenue	8/28/2007	0.000% - +0.5%AF	1,043,821	982,928	5,359.30	2038	36/91	MBC - DEP	S&J
Pea Ridge PSD 07-A Sewer Reserve	8/28/2007				6,390.70				
Pea Ridge PSD 92 Sewer Revenue	12/28/1992	3.00%	1,250,000	280,000	7,153.82	2013	36/91	MBC - DEP	S&J

ACCOUNT NAME	ISSUE DATE	INTEREST RATE	ORIGINAL ISSUE	OUTSTANDING (06/30/10)	ACCT - BAL (06/30/10)	LAST DEBT	DEBT MONTH	PAYING AGENT	BOND I COUNSEL
Pea Ridge PSD 92 Sewer Reserve	12/28/1992				88,700.42				
Pendleton Cty PSD 09-A Water Reserve	10/26/2009				0.00				
Petersburg 03-A Sewer Revenue	7/15/2003	0.000% - +0.5%AF	4,415,311	3,729,129	10,892.10	2041	36/91	MBC - DEP	S&J
Petersburg 03-A Sewer Reserve	7/15/2003				69,528.02				
Petersburg 09-A Water Revenue	4/16/2009	2.000% - +1.0%AF	#2,700,000	2,309,743	0.00	2030	36/91	MBC - BPH	S&J
Petersburg 09-A Water Reserve	4/16/2009				0.00				
Petersburg 09-C Water Revenue	8/13/2009	0.00%	#2,500,000	1,345,506	0.00	2040	36/91	MBC - BPH	S&J
Petersburg 09-C Water Reserve	8/13/2009				0.00				
Petersburg 87-A Sewer Revenue	4/23/1987	8.38%	650,306	508,632	21,577.66	2026	10/04	MBC - BNY	S&J
Petersburg 87-A Sewer Reserve	4/23/1987				57,182.74				
Petersburg 87-B Sewer Revenue	4/23/1987	0.00%	159,506	71,359	3,150.75	2026	10/	MBC - BNY2	S&J
Petersburg 87-B Sewer Reserve	4/23/1987				4,198.83				
Petersburg 95 Sewer Revenue	3/2/1995	3.00%	739,532	259,518	4,084.36	2016	36/91	MBC - DEP	S&J
Petersburg 95 Sewer Reserve	3/2/1995				49,308.04				
Petersburg 96 Water Revenue	8/29/1996	6.25%	492,590	431,292	16,095.22	2035	10/04	MBC - BNY	S&J
Petersburg 96 Water Reserve	8/29/1996				34,007.41				
Philippi 02 Sewer Revenue	11/12/2002	0.000% - +0.5%AF	1,162,700	910,766	21,434.71	2033	36/91	MBC - DEP	S&J
Philippi 02 Sewer Reserve	11/12/2002				38,978.77				
Philippi 09-A Water Revenue	2/24/2009	3.000% - 5.000%	#491,200	328,583	14,380.39	2029	14/71	MBC - BBT	S&J
Philippi 09-A Water Reserve	2/24/2009				0.00				
Philippi 09-B Water Reserve	4/16/2009				0.00				
Philippi 10-A Sewer Revenue	3/2/2010	3.000% - 5.000%	#325,000	16,250	4,875.49	2030	14/71	MBC - BBT	S&J
Philippi 10-A Sewer Reserve	3/2/2010				0.00				
Philippi 78 Waterworks Refunding Reserve	6/1/1978				45,400.28				
Philippi 87-A Sewer Revenue	11/19/1987	8.38%	299,193	27,445	16,001.44	2011	04/10	MBC - BNY	S&J
Philippi 87-A Sewer Reserve	11/19/1987				29,866.71				
Philippi 87-B Sewer Revenue	11/19/1987	0.00%	70,800	3,078	2,824.53	2011	04/	MBC - BNY2	S&J
Philippi 87-B Sewer Reserve	11/19/1987				3,096.82				
Piedmont 01-A Water Reserve	3/15/2001				18,993.45				
Piedmont 01-B Water Reserve	3/15/2001				6,998.91				
Pineville 08-A Water Reserve	9/15/2008				0.00				
Pleasant Hill PSD 04 Water Reserve	1/1/2004				8,287.74				

ACCOUNT NAME	ISSUE DATE	INTEREST RATE	ORIGINAL ISSUE	OUTSTANDING (06/30/10)	ACCT - BAL (06/30/10)	LAST DEBT	DEBT MONTH	PAYING AGENT	BOND I COUNSEL
Pleasant Valley PSD 95 Water Revenue	12/7/1995	6.75%	476,000	411,532	15,216.26	2033	10/04	MBC - BNY	S&J
Pleasant Valley PSD 95 Water Reserve	12/7/1995				35,124.16				
Pleasants Cty Devel Auth 10A W Lease Rev	6/11/2010	0.00%	#3,000,000	30,500	0.00	2027	36/91	MBC - UNB	JK
Pleasants Cty Devel Auth 10B W Lease Rev	6/11/2010	4.00%	100,000	100,000	6,000.00	2027	04/10	MBC - BNY	JK
Poca 87-A Sewer Revenue	3/12/1987	8.38%	878,743	687,301	29,801.54	2026	10/04	MBC - BNY	S&J
Poca 87-A Sewer Reserve	3/12/1987				77,328.70				
Poca 87-B Sewer Revenue	3/12/1987	0.00%	215,535	96,423	4,327.40	2026	10/	MBC - BNY2	S&J
Poca 87-B Sewer Reserve	3/12/1987				7,429.86				
Poca 90-A Sewer Revenue	2/23/1990	7.85%	214,969	176,829	6,532.89	2029	10/04	MBC - BNY	S&J
Poca 90-A Sewer Reserve	2/23/1990				17,913.02				
Poca 90-B Sewer Revenue	2/23/1990	0.00%	10,031	5,144	195.98	2029	10/	MBC - BNY2	S&J
Poca 90-B Sewer Reserve	2/23/1990				332.44				
Pocahontas Cty PSD 08-A Sewer Revenue	12/30/2008	0.00%	#2,500,000	1,953,556	5,341.92	2048	36/91	MBC - UNB	S&J
Pocahontas Cty PSD 08-A Sewer Reserve	12/30/2008				64,182.61				
Preston County PSD #1 07-A Water Revenue	7/12/2007	0.00%	#1,391,300	1,337,090	3,010.78	2047	36/91	MBC - UNB	S&J
Preston County PSD #1 07-A Water Res	7/12/2007				37,837.15				
Preston County PSD #1 07-B Water Revenue	7/12/2007	0.000% - +1.0%AF	806,838	766,494	2,580.00	2038	36/91	MBC - BPH	S&J
Preston County PSD #1 07-B Water Res	7/12/2007				28,093.47				
Preston County PSD #1 95-A Water Res	9/19/1995				35,615.83				
Preston County PSD #1 95-B Water Res	9/19/1995				65,599.88				
Preston Cty PSD #4 (East) 02-A Water BAN	9/12/2002	3.00%	1,000,000	999,600	306.54	2010	09/	MBC - UNB	S&J
Preston Cty PSD #4 (East) 97-A Water Rev	11/7/1997	6.25%	290,000	255,738	10,446.53	2035	10/04	MBC - BNY	S&J
Preston Cty PSD #4 (East) 97-A Water Res	11/7/1997				20,165.16				
Prichard PSD 05-A Sewer Revenue	12/13/2005	0.00%	817,354	753,248	7,153.76	2045	36/91	MBC - UNB	S&J
Prichard PSD 05-A Sewer Reserve	12/13/2005				24,246.06				
Princeton 08 Sewer BAN	7/22/2008	3.49%	500,000	500,000	3,817.17	2011	99/99	MBC-BBT:BH	G&G
Princeton 96 Sewer Refunding Revenue	8/15/1996	4.000% - 5.750%	1,015,000	100,000	36,174.21	2011	05/11	F CENTURY B-BLF	G&G
Princeton 96 Sewer Refunding Reserve	8/15/1996				21,016.21				
Pt Pleasant 89-A Water & Sewer Revenue	6/27/1989	8.40%	1,837,600	1,537,622	83,044.99	2029	10/04	MBC - BNY	S&J
Pt Pleasant 89-A Water & Sewer Reserve	6/27/1989				161,424.59				
Pt Pleasant 89-B Water & Sewer Revenue	6/27/1989	0.00%	272,400	139,692	10,485.71	2029	10/	MBC - BNY2	S&J
Pt Pleasant 89-B Water & Sewer Reserve	6/27/1989				11,933.46				

ACCOUNT NAME	ISSUE DATE	INTEREST RATE	ORIGINAL ISSUE	OUTSTANDING (06/30/10)	ACCT - BAL (06/30/10)	LAST DEBT	DEBT MONTH	PAYING AGENT	BOND I COUNSEL
Putnam County Schools 10 GO	3/24/2010	3.000% - 4.000%	56,750,000	56,750,000	0.00	2025	05/11	MBC - DTC	G&G
Putnam Cty Building Comm 00-A Water Rev	1/27/2000	4.350% - 6.375%*	6,610,000	6,015,000	76,602.87	2039	06/12	MBC - BNY	S&J
Putnam Cty Building Comm 00-B Water Rev	1/27/2000	4.350% - 6.375%*	3,800,000	2,585,000	30,606.81	2039	06/12	MBC - BNY	S&J
Putnam Cty Building Comm 08-A Water Rev	7/23/2008	0.00%	2,914,000	1,932,227	6,307.49	2048	36/91	MBC - UNB	S&J
Putnam Cty Building Comm 08-A Water Res	7/23/2008				76,344.60				
Putnam PSD 02-A Sewer Reserve	3/7/2002				278,027.92				
Putnam PSD 02-B Sewer Revenue	3/7/2002	2.000% - +1.0%AF	1,422,000	987,364	8,962.35	2023	36/91	MBC - DEP	S&J
Putnam PSD 02-B Sewer Reserve	3/7/2002				66,561.41				
Putnam PSD 05-A Sewer BAN	9/8/2005	3.00%	2,000,000	1,999,800	0.01	2012	09/03	MBC - UNB	S&J
Putnam PSD 06-A Sewer Reserve	5/12/2006				58,196.74				
Putnam PSD 06-A Water Reserve	5/12/2006				92,947.28				
Putnam PSD 06-B Sewer Reserve	5/12/2006				24,758.46				
Putnam PSD 07-A Sewer Revenue	3/19/2007	3.00%	#2,330,000	2,154,551	14,596.27	2028	36/91	MBC - UNB	S&J
Putnam PSD 07-A Sewer Reserve	3/19/2007				32,458.56				
Putnam PSD 08-A Sewer Revenue	1/28/2008	2.000% - +1.0%AF	#3,680,000	3,428,957	22,087.75	2029	36/91	MBC - DEP	S&J
Putnam PSD 08-A Sewer Reserve	1/28/2008				223,801.84				
Putnam PSD 08-A Water Revenue	1/28/2008	5.00%	1,436,000	1,423,414	29,586.82	2047	10/04	MBC - BBT	S&J
Putnam PSD 08-A Water Reserve	1/28/2008				84,451.94				
Putnam PSD 08-B Sewer Revenue	6/6/2008	0.00%	#509,000	492,148	1,094.38	2048	36/91	MBC - UNB	S&J
Putnam PSD 08-B Sewer Reserve	6/6/2008				1,095.17				
Putnam PSD 09-A Sewer Reserve	6/26/2009				0.00				
Putnam PSD 09-A Water Revenue	12/4/2009	2.00%	#627,000	330,660	0.00	2030	36/91	MBC - BPH	S&J
Putnam PSD 09-A Water Reserve	12/4/2009				0.00				
Putnam PSD 09-B Water Revenue	12/4/2009	2.00%	#100,000	100,000	0.00	2030	36/91	MBC - BPH	S&J
Putnam PSD 09-B Water Reserve	12/4/2009				0.00				
Putnam PSD 09-C Sewer Revenue	10/29/2009	0.000% - +1.0%AF	#1,050,500	432,905	0.00	2031	36/91	MBC - DEP	S&J
Putnam PSD 09-C Sewer Reserve	10/29/2009				0.00				S&J
Putnam PSD 93-A Sewer Rev	3/30/1993	0.00%	267,000	46,148	1,569.48	2013	36/91	MBC - DEP	JK
Putnam PSD 93-A Sewer Reserve	3/30/1993				15,227.13				
Putnam PSD 99-A Water Revenue	6/16/1999	5.80%	6,440,000	6,187,807	125,948.50	2038	10/04	MBC - BNY	S&J
Putnam PSD 99-A Water Reserve	6/16/1999				390,831.02				
Putnam PSD 99-B Water Revenue	6/16/1999	3.400% - 5.500%	5,425,000	4,420,000	174,239.54	2038	10/04	MBC - BNY	S&J

ACCOUNT NAME	ISSUE DATE	INTEREST RATE	ORIGINAL ISSUE	OUTSTANDING (06/30/10)	ACCT - BAL (06/30/10)	LAST DEBT	DEBT MONTH	PAYING AGENT	BOND I COUNSEL
Putnam PSD 99-B Water Reserve	6/16/1999				356,760.04				
Putnam Union PSD 97-A Water Revenue	3/7/1997	6.25%	350,000	307,280	11,263.40	2035	10/04	MBC - BNY	JK
Putnam Union PSD 97-A Water Reserve	3/7/1997				24,229.08				
Raleigh County PSD 05-A Water Reserve	9/28/2005				31,966.74				
Raleigh County PSD 05-B Water Reserve	9/28/2005				2,220.39				
Ravenclyff-McGraws-Saulsville PSD 09A Res	2/2/2009				0.00				
Ravenclyff-McGraws-Saulsville PSD 09B Rev	2/2/2009	0.00%	1,586,000	1,586,000	3,433.00	2048	36/91	MBC - UNB	S&J
Ravenclyff-McGraws-Saulsville PSD 09B Res	2/2/2009				343.30				
Ravenswood 02 Sewer Revenue	12/19/2002	4.75%	#320,000	94,189	16,564.90	2014	99/99	MBC-WESBK:BH	BRM
Ravenswood 06-A Sewer BAN	9/22/2006	3.00%	1,329,325	1,329,325	23,955.73	2012	99/99	MBC - WVHD:US-P	
Ravenswood 06-A Sewer Reserve	6/19/2006				54,290.72				
Ravenswood 06-A Water Revenue	4/25/2006	3.00%	733,958	649,793	12,090.65	2027	36/91	MBC - UNB	S&J
Ravenswood 06-A Water Reserve	4/25/2006				17,015.66				
Ravenswood 06-B Sewer Reserve	6/19/2006				26,838.24				
Ravenswood 91 Sewer Revenue	12/19/1991	3.00%	315,000	26,200	4,448.71	2011	36/91	MBC - DEP	G&G
Ravenswood 91 Sewer Reserve	12/19/1991				21,427.08				
Ravenswood 99 Water Ref Revenue	3/30/1999	5.00%	485,000	265,000	36,629.14	2017	07/01	MBC-UNB:BH	VLF
Red Sulphur PSD 02-A Water & Sewer Res	7/11/2002				30,877.80				
Red Sulphur PSD 03-A Water & Sewer Res	7/21/2003				24,340.08				
Red Sulphur PSD 05-A Water & Sewer Rev	8/11/2005	0.00%	4,150,000	3,847,682	10,285.33	2045	36/91	MBC - UNB	S&J
Red Sulphur PSD 05-A Water & Sewer Res	8/11/2005				31,554.54				
Red Sulphur PSD 06-A Water & Sewer Res	11/6/2006				16,489.99				
Red Sulphur PSD 06-B Water & Sewer Rev	11/6/2006	0.00%	473,000	473,000	72,033.87	2046	36/91	MBC - UNB	S&J
Red Sulphur PSD 06-B Water & Sewer Res	11/6/2006				10,438.77				
Red Sulphur PSD 87-A Water & Sewer Rev	11/16/1987	8.38%	738,647	577,728	20,253.37	2026	10/04	MBC - BNY	S&J
Red Sulphur PSD 87-A Water & Sewer Res	11/16/1987				64,954.24				
Red Sulphur PSD 87-B Water & Sewer Rev	11/16/1987	0.00%	181,173	81,051	3,721.38	2026	10/	MBC - BNY2	S&J
Red Sulphur PSD 87-B Water & Sewer Res	11/16/1987				4,767.73				
Reedsville 01 Sewer Reserve	8/22/2001				9,030.06				
Reedsville 09-A Sewer Revenue	5/21/2009	3.000% - 5.000%	#382,000	273,467	9,588.45	2029	71/41	MBC - BBT	S&J
Reedsville 09-A Sewer Reserve	5/21/2009				0.00				
Richwood 02 Water & Sewer Revenue	12/18/2002	0.000% - +0.5%AF	682,314	523,106	5,038.00	2033	36/91	MBC - DEP	BRM

ACCOUNT NAME	ISSUE DATE	INTEREST RATE	ORIGINAL ISSUE	OUTSTANDING (06/30/10)	ACCT - BAL (06/30/10)	LAST DEBT	DEBT MONTH	PAYING AGENT	BOND I COUNSEL
Richwood 02 Water & Sewer Reserve	12/18/2002				25,069.17				
Richwood 09-A Water & Sewer Revenue	9/2/2009	0.00%	#1,308,155	623,914	0.00	2049	36/91	MBC - UNB	S&J
Richwood 09-A Water & Sewer Reserve	9/2/2009				0.00				
Ridgeley 03-A Sewer Revenue	3/11/2003	0.000% - +0.5%AF	665,979	532,779	3,421.59	2034	36/91	MBC - DEP	S&J
Ridgeley 03-A Sewer Reserve	3/11/2003				13,573.05				
Ridgeley 88-A Sewer Revenue	8/4/1988	9.00%	159,327	132,951	5,159.47	2028	10/04	MBC - BNY	S&J
Ridgeley 88-A Sewer Reserve	8/4/1988				14,864.08				
Ridgeley 88-B Sewer Revenue	8/4/1988	0.00%	39,832	19,412	777.56	2028	10/	MBC - BNY2	S&J
Ridgeley 88-B Sewer Reserve	8/4/1988				1,036.25				
Ripley 07-A Water Reserve	1/23/2007				22,342.72				
Ripley 07-B Water Reserve	1/23/2007				18,197.45				
Ripley 08 Water Refunding Revenue	10/8/2008	4.25%	339,000	284,767	9,826.08	2017	99/99	MBC-MVB:BH	BRM
Ripley 89-A Sewer Revenue	12/28/1989	7.85%	487,262	393,615	21,650.12	2028	10/04	MBC - BNY	G&G
Ripley 89-A Sewer Reserve	12/28/1989				40,576.88				
Ripley 89-B Sewer Revenue	12/28/1989	0.00%	22,738	11,369	790.10	2028	10/	MBC - BNY2	G&G
Ripley 89-B Sewer Reserve	12/28/1989				970.34				
River Road PSD 01 Water Revenue	10/25/2001	2.000% - +1.0%AF	1,068,500	691,421	11,582.02	2022	36/91	MBC - BPH	S&J
River Road PSD 01 Water Reserve	10/25/2001				69,647.93				
Rivesville 10-A Water Revenue	6/15/2010	3.44%	97,247	97,247	4,807.66	2014	99/99	MBC - BBT:BH	S&J
Rivesville 10-A Water Reserve	6/15/2010				28,846.00				
Roane County Schools 03 Ref GO	11/1/2003	2.500% - 3.750%	2,900,000	1,365,000	118,274.21	2015	05/11	MBC - DTC	G&G
Roane Cty Schools 03 Ref GO Spec Surplus	11/1/2003				1.06				
Roane Cty Schools 03 Ref GO Sur Col	11/1/2003				179,073.62				
Romney 01 Sewer Ref Revenue	9/13/2001	4.800% - ADJUST	659,000	414,355	9,677.11	2019	99/99	MBC-SUMMIT CM B	BRM
Romney 01 Sewer Ref Reserve	9/13/2001				54,671.02				
Romney 06-A Sewer Ref Revenue	8/8/2006	0.00%	2,880,000	2,692,980	8,284.65	2046	36/91	MBC - UNB	S&J
Romney 06-A Sewer Ref Reserve	8/8/2006				19,452.74				S&J
Romney 82-B Sewer Revenue	7/28/1982	0.00%	195,500	52,838	4,450.50	2019	10/	MBC - BNY2	S&J
Romney 97-B Water Revenue	8/25/1997	0.00%	1,424,038	992,233	6,059.33	2037	36/91	MBC - UNB	S&J
Romney 97-B Water Reserve	8/25/1997				41,915.84				
Ronceverte 08 Sewer Revenue	12/10/2008	0.00%	#1,300,000	1,174,382	11,792.87	2020	99/99	MBC - PVB	BRM
Ronceverte 08 Sewer Reserve	12/10/2008				10,866.38				BRM

ACCOUNT NAME	ISSUE DATE	INTEREST RATE	ORIGINAL ISSUE	OUTSTANDING (06/30/10)	ACCT - BAL (06/30/10)	LAST DEBT	DEBT MONTH	PAYING AGENT	BOND I COUNSEL
Ronceverte 08-A Water Revenue	9/5/2008	0.000% - +0.5%AF	#2,000,000	1,964,941	6,350.07	2040	36/91	MBC - BPH	S&J
Ronceverte 08-A Water Reserve	9/5/2008				2,222.66				
Rowlesburg 06-A Water Reserve	10/13/2006				6,959.42				
Salem 10-A Water Revenue	1/14/2010	0.00%	#900,000	900,000	0.00	2041	36/91	MBC - BPH	S&J
Salem 10-A Water Reserve	1/14/2010				0.00				
Salem 95-A Sewer Revenue	6/27/1995	0.000% - +1.0%AF	3,150,000	984,375	0.00	2016	36/91	MBC - DEP	S&J
Salem 95-A Sewer Reserve	6/27/1995				77,905.35				
Salem 95-B Sewer Reserve	6/27/1995				58,320.45				
Salt Rock Sewer PSD 03-A Sewer Revenue	7/31/2003	0.000% - +0.5%AF	2,050,000	1,745,802	0.00	2043	36/91	MBC - DEP	S&J
Salt Rock Sewer PSD 03-A Sewer Reserve	7/31/2003				25,027.19				
Salt Rock Sewer PSD 03-B Sewer Revenue	7/31/2003	5.00%	60,000	56,423	704.16	2042	10/04	MBC - BBT	S&J
Salt Rock Sewer PSD 03-B Sewer Reserve	7/31/2003				2,345.25				
Salt Rock Sewer PSD 04 Sewer R&R	12/29/2004				101,944.21				
Salt Rock Sewer PSD 04-A Sewer Revenue	12/29/2004	0.000% - +0.5%AF	#11,068,062	9,952,459	0.00	2044	36/91	MBC - DEP	S&J
Salt Rock Sewer PSD 04-A Sewer Reserve	12/29/2004				75,367.93				
Salt Rock Sewer PSD 04-B Sewer Revenue	12/29/2004	0.00%	7,500,000	6,764,706	0.00	2044	36/91	MBC - UNB	S&J
Salt Rock Sewer PSD 04-B Sewer Reserve	12/29/2004				52,342.45				
Salt Rock Sewer PSD 87-A Sewer Revenue	4/15/1987	8.38%	1,185,479	927,216	23,687.30	2026	10/04	MBC - BNY	S&J
Salt Rock Sewer PSD 87-A Sewer Reserve	4/15/1987				104,244.92				
Salt Rock Sewer PSD 87-B Sewer Revenue	4/15/1987	0.00%	290,771	130,082	4,592.60	2026	10/	MBC - BNY2	S&J
Salt Rock Sewer PSD 87-B Sewer Reserve	4/15/1987				7,652.17				
Salt Rock Sewer PSD 90-A Sewer Revenue	3/2/1990	7.85%	248,408	204,333	4,326.46	2029	10/04	MBC - BNY	S&J
Salt Rock Sewer PSD 90-A Sewer Reserve	3/2/1990				20,581.07				
Salt Rock Sewer PSD 90-B Sewer Revenue	3/2/1990	0.00%	11,592	5,945	178.24	2029	10/	MBC - BNY2	S&J
Salt Rock Sewer PSD 90-B Sewer Reserve	3/2/1990				298.28				
Salt Rock Water PSD 00-A Water Revenue	9/21/2000	AF+4.5%- 5.875%	9,300,000	8,475,000	122,866.32	2040	06/12	MBC - BNY	S&J
Salt Rock Water PSD 00-A Water Reserve	9/21/2000		LTR/CREDIT		0.00				
Salt Rock Water PSD 00-B Water Revenue	9/21/2000	0.00%	3,000,000	2,326,915	7,506.79	2040	36/91	MBC - UNB	S&J
Salt Rock Water PSD 00-B Water Reserve	9/21/2000		LTR/CREDIT		0.00				
Salt Rock Water PSD 08-A Water Revenue	12/19/2008	0.00%	#296,800	293,047	638.12	2048	36/91	MBC - UNB	S&J
Salt Rock Water PSD 08-A Water Reserve	12/19/2008		LTR/CREDIT		0.00				
Scotts Run (New Hill) PSD 91-A Sewer Rev	12/20/1991	7.75%	137,568	117,323	4,965.57	2031	10/04	MBC - BNY	BRM

ACCOUNT NAME	ISSUE DATE	INTEREST RATE	ORIGINAL ISSUE	OUTSTANDING (06/30/10)	ACCT - BAL (06/30/10)	LAST DEBT	DEBT MONTH	PAYING AGENT	BOND I COUNSEL
Scotts Run (New Hill) PSD 91-A Sewer Res	12/20/1991				11,340.29				
Scotts Run (New Hill) PSD 91-B Sewer Rev	12/20/1991	0.00%	4,586	2,587	123.35	2031	10/	MBC - BNY2	BRM
Scotts Run (New Hill) PSD 91-B Sewer Res	12/20/1991				138.34				
Scotts Run PSD 03-A Sewer Revenue	11/25/2003	0.000% - +0.5%AF	#8,111,813	7,097,821	21,667.61	2043	36/91	MBC - DEP	G&G
Scotts Run PSD 03-A Sewer Reserve	11/25/2003				133,241.77				
Scotts Run PSD 09-A Sewer Revenue	12/18/2009	0.000% - +.25%AF	#1,688,394	597,282	0.00	2049	36/91	MBC - DEP	S&J
Scotts Run PSD 09-A Sewer Reserve	12/18/2009				0.00				
Shady Spring PSD 02-A Sewer Revenue	3/8/2002	0.000% - +0.5%AF	2,419,905	1,875,423	7,229.85	2033	36/91	MBC - DEP	JTP
Shady Spring PSD 02-A Sewer Reserve	3/8/2002				80,664.29				
Shady Spring PSD 05-A Sewer Revenue	12/13/2005	0.00%	2,875,000	2,685,855	6,303.53	2045	36/91	MBC - UNB	JTP
Shady Spring PSD 05-A Sewer Reserve	12/13/2005				19,549.36				JTP
Shady Spring PSD 05-B Sewer Revenue	12/19/2005	0.000% - +0.5%AF	3,078,043	2,875,533	7,394.75	2045	36/91	MBC - DEP	JTP
Shady Spring PSD 05-B Sewer Reserve	12/19/2005				81,004.38				
Shady Spring PSD 82-B Sewer Revenue	8/12/1982	0.00%	795,515	220,976	16,628.86	2019	10/	MBC - BNY2	H&P
Shady Spring PSD 94-A Sewer Revenue	6/8/1994	0.00%	170,532	40,489	709.62	2015	36/91	MBC - DEP	H&P
Shady Spring PSD 94-A Sewer Reserve	6/8/1994				8,526.04				
Shady Spring PSD 96-A Sewer Revenue	4/25/1996	2.000% - +1.0%AF	151,800	54,088	1,315.10	2016	36/91	MBC - DEP	H&P
Shady Spring PSD 96-A Sewer Reserve	4/25/1996				9,229.21				
Shady Spring PSD 97-C Sewer Revenue	6/24/1997	0.000% - +1.0%AF	2,197,304	906,388	10,081.91	2018	36/91	MBC - DEP	H&P
Shady Spring PSD 97-C Sewer Reserve	6/24/1997				109,865.28				
Shady Spring PSD 97-D Sewer Ref Revenue	6/24/1997	6.25%	3,056,955	2,689,076	74,886.45	2035	10/04	MBC - BNY	H&P
Shady Spring PSD 97-D Sewer Ref Reserve	6/24/1997				211,871.53				H&P
Shady Spring PSD 98-A Sewer Revenue	11/25/1998	0.000% - +1.0%AF	1,202,100	586,024	5,514.79	2020	36/91	MBC - DEP	JTP
Shady Spring PSD 98-A Sewer Reserve	11/25/1998				60,113.38				
Shady Spring PSD 98-B Sewer Revenue	12/17/1998	0.000% - +1.0%AF	839,000	367,063	3,849.50	2019	36/91	MBC - DEP	JTP
Shady Spring PSD 98-B Sewer Reserve	12/17/1998				41,960.03				
Shady Spring PSD 99-A Sewer Revenue	3/18/1999	0.000% - +1.0%AF	752,000	366,600	3,450.20	2020	36/91	MBC - DEP	JTP
Shady Spring PSD 99-A Sewer Reserve	3/18/1999				37,608.99				
Shady Spring PSD 99-B Sewer Revenue	3/18/1999	5.75%	165,000	147,141	3,883.19	2037	10/04	MBC - BBT	JTP
Shady Spring PSD 99-B Sewer Reserve	3/18/1999				10,699.56				
Shepherdstown 03 Water Depreciation	6/13/2003				184,105.91				
Shepherdstown 03-A Water Revenue	6/13/2003	0.000% - +1.0%AF	#699,459	547,905	5,528.13	2033	36/91	MBC - BPH	BRM

ACCOUNT NAME	ISSUE DATE	INTEREST RATE	ORIGINAL ISSUE	OUTSTANDING (06/30/10)	ACCT - BAL (06/30/10)	LAST DEBT	DEBT MONTH	PAYING AGENT	BOND I COUNSEL
Shepherdstown 03-A Water Reserve	6/13/2003				16,529.16				
Shepherdstown 03-B Water Revenue	6/13/2003	2.000% - +1.0%AF	1,300,541	963,269	17,420.34	2024	36/91	MBC - BPH	BRM
Shepherdstown 03-B Water Reserve	6/13/2003				53,042.80				
Shinnston 05-A Water Reserve	11/17/2005				48,865.48				
Shinnston 90-A Sewer Revenue	3/29/1990	7.85%	2,245,223	1,846,865	93,284.34	2029	10/04	MBC - BNY	S&J
Shinnston 90-A Sewer Reserve	3/29/1990				186,155.68				
Shinnston 90-B Sewer Revenue	3/29/1990	0.00%	104,777	53,732	3,624.61	2029	10/	MBC - BNY2	S&J
Shinnston 90-B Sewer Reserve	3/29/1990				4,223.04				
Short Line PSD 05-A Water Revenue	8/24/2005	0.00%	1,274,183	1,165,919	8,421.90	2045	36/91	MBC - UNB	S&J
Short Line PSD 05-A Water Reserve	8/24/2005				11,844.56				
Short Line PSD 10-A Water Revenue	4/6/2010	0.00%	#600,000	111,668	0.00	2050	36/91	MBC - UNB	S&J
Short Line PSD 10-A Water Reserve	4/6/2010				15,391.40				
Short Line PSD 73-A Water Reserve	11/6/1973				29,661.93				S&J
Short Line PSD 73-B Water Reserve	11/6/1973				8,130.16				S&J
Short Line PSD 74 Water Reserve	9/12/1974				1,957.32				S&J
Short Line PSD 90 Water Reserve	5/9/1991				7,084.11				S&J
Sissonville PSD 01 Sewer Ref Revenue	12/28/2001	5.250% - 6.000%	1,440,000	1,150,000	68,837.00	2025	10/04	MBC - DTC	G&G
Sissonville PSD 01 Sewer Ref Reserve	12/28/2001				57,934.02				
Sissonville PSD 03-A Sewer Revenue	6/17/2003	2.000% - +1.0%AF	1,313,000	987,516	21,962.72	2024	36/91	MBC - DEP	G&G
Sissonville PSD 03-A Sewer Reserve	6/17/2003				61,173.71				
Sistersville 03 Water Ref Revenue	11/21/2003	3.350% - 5.500%	910,000	625,000	8,034.04	2020	06/12	MBC - DTC	S&J
Sistersville 03 Water Ref Reserve	11/21/2003				84,449.21				
Sistersville 10-A Water Reserve	2/26/2010				0.00				
Sistersville 90-A Sewer Revenue	3/1/1990	7.85%	1,057,749	593,473	55,355.83	2018	10/04	MBC - BNY	JK
Sistersville 90-A Sewer Reserve	3/1/1990				94,486.08				
Sistersville 90-B Sewer Revenue	3/1/1990	0.00%	49,361	15,866	1,809.08	2018	10/	MBC - BNY2	JK
Sistersville 90-B Sewer Reserve	3/1/1990				1,789.99				
Smithers 03-A Sewer Reserve	11/6/2003				13,440.39				
Smithers 03-B Sewer Revenue	11/6/2003	0.00%	800,000	695,425	1,955.85	2043	36/91	MBC - UNB	G&G
Smithers 03-B Sewer Reserve	11/6/2003				10,573.09				
Sophia 07-A Sewer Revenue	10/23/2007	3.00%	#767,031	731,338	0.00	2029	36/91	MBC - UNB	S&J
Sophia 07-A Sewer Reserve	10/23/2007				1,674.87				&J

ACCOUNT NAME	ISSUE DATE	INTEREST RATE	ORIGINAL ISSUE	OUTSTANDING (06/30/10)	ACCT - BAL (06/30/10)	LAST DEBT	DEBT MONTH	PAYING AGENT	BOND I COUNSEL
Sophia 95 Sewer Revenue	7/24/1995	6.75%	156,705	135,336	2,157.21	2033	10/04	MBC - BNY	G&G
Sophia 95 Sewer Reserve	7/24/1995				11,543.40				
South Charleston 03-A Sewer Revenue	9/5/2003	2.000% - +1.0%AF	4,567,360	3,559,895	60,475.02	2024	36/91	MBC - DEP	JK
South Charleston 03-A Sewer Reserve	9/5/2003				154,781.31				
South Charleston 04-B Sewer Revenue	6/18/2004	0.000% - +0.5%AF	1,072,997	840,989	41,816.03	2032	36/91	MBC - DEP	JK
South Charleston 04-B Sewer Reserve	6/18/2004				55,340.67				
South Charleston 04-C Sewer Reserve	6/18/2004				53,331.30				
South Charleston 86-B Sewer Revenue	8/29/1986	0.00%	378,985	155,481	16,435.25	2025	10/	MBC - BNY2	JK
South Charleston 86-B Sewer Reserve	8/29/1986				16,603.43				
South Charleston 99-A Sewer Revenue	5/25/1999	2.000% - +1.0%AF	605,854	325,502	10,200.89	2020	36/91	MBC - DEP	JK
South Charleston 99-A Sewer Reserve	5/25/1999				36,945.81				
Southern Jackson Cty PSD 01 A&B W Res	12/21/2001				28,392.31				
Southern Jackson Cty PSD 02 Sewer Rev	5/30/2002	0.00%	2,888,924	2,413,772	26,282.76	2042	36/91	MBC - UNB	G&G
Southern Jackson Cty PSD 02 Sewer Res	5/30/2002				53,030.99				
Southern Jackson Cty PSD 05 Water Res	9/23/2005				17,963.09				
Southern Jackson Cty PSD 77 Water Res	3/13/1978				27,712.15				
Southern Jackson Cty PSD 91 Water Res	3/18/1991				9,617.31				
Southern Jackson Cty PSD 97 Water Res	2/27/1997				29,476.90				
Southern Jackson Cty PSD 98-A Water Rev	5/22/1998	0.00%	380,000	268,663	3,648.05	2038	36/91	MBC - UNB	JK
Southern Jackson Cty PSD 98-A Water Res	5/22/1998				10,528.43				
Southwestern Water PSD 10-A W Reserve	3/12/2010				0.00				
Southwestern Water PSD 10-B W Revenue	3/12/2010	0.000% - +1.0%AF	#6,100,000	1,468,529	0.00	2041	36/91	MBC - BPH	S&J
Southwestern Water PSD 10-B W Reserve	3/12/2010				0.00				
Spencer 00 Sewer Reserve	8/24/2000				18,044.64				
Spencer 09 Water Reserve	10/8/2009				22,076.63				
Spencer 91 Taxable Water Reserve	12/9/1991				21,583.65				
Spencer 93 Water Reserve	3/18/1993				17,705.97				
Spencer 98 Water Reserve	6/5/1998				54,608.98				
Spring Valley PSD 01-A Sewer Revenue	2/1/2001	2.000% - +1.0%AF	820,500	521,124	4,543.07	2022	36/91	MBC - DEP	JK
Spring Valley PSD 01-A Sewer Reserve	2/1/2001				49,892.35				
Spring Valley PSD 97-A Sewer Revenue	2/19/1997	2.000% - +1.0%AF	74,329	29,172	410.43	2017	36/91	MBC - DEP	JK
Spring Valley PSD 97-A Sewer Reserve	2/19/1997				4,476.62				

ACCOUNT NAME	ISSUE DATE	INTEREST RATE	ORIGINAL ISSUE	OUTSTANDING (06/30/10)	ACCT - BAL (06/30/10)	LAST DEBT	DEBT MONTH	PAYING AGENT	BOND I COUNSEL
St Albans 00-A Water & Sewer Ref Revenue	4/1/2000	4.100% - 4.700%	2,500,000	755,000	45,850.78	2013	04/10	BANK OF NY	S&J
St Albans 00-A Water & Sewer Ref Reserve	4/1/2000				123,357.25				
St Albans 00-B Water & Sewer Revenue	3/15/2000	2.000% - +1.0%AF	16,281,000	10,535,348	177,499.48	2022	36/91	MBC - DEP	S&J
St Albans 00-B Water & Sewer Reserve	3/15/2000				990,273.23				
St Albans 00-C Water & Sewer Revenue	3/15/2000	5.80%	225,000	153,780	11,629.67	2020	10/04	MBC - BBT	S&J
St Albans 00-C Water & Sewer Reserve	3/15/2000				19,408.97				
St Albans 08-A Water & Sewer Revenue	12/3/2008	4.37%	2,735,000	2,601,892	33,463.71	2028	99/99	MBC - BBT:BH	S&J
St Albans 08-A Water & Sewer Reserve	12/3/2008				205,938.90				
St Marys 06-A Water & Sewer Revenue	7/10/2006	0.50%	1,581,250	1,439,634	4,922.98	2036	36/91	MBC - UNB	JK
St Marys 06-A Water & Sewer Reserve	7/10/2006				16,893.99				
St Marys 08-A Water & Sewer Ref Reserve	11/5/2008				0.00				
St Marys 08-B Water & Sewer Ref Reserve	11/5/2008				0.00				
St Marys 09-A Water & Sewer Revenue	11/20/2009	0.000% - +1.0%AF	#3,057,992	517,069	0.00	2031	36/91	MBC - DEP	JK
St Marys 09-A Water & Sewer Reserve	11/20/2009				0.00				JK
St Marys 96-B Water & Sewer Revenue	11/13/1996	2.000% - +1.0%AF	128,000	52,391	2,091.90	2017	36/91	MBC - DEP	JK
St Marys 96-B Water & Sewer Reserve	11/13/1996				7,799.06				
St Marys 98-A Water & Sewer Revenue	6/18/1998	5.75%	554,000	326,000	31,930.11	2018	10/04	MBC - BBT	JK
St Marys 98-A Water & Sewer Reserve	6/18/1998				47,748.09				
Stonewood 09-A Water Reserve	4/24/2009				4,421.80				
Stonewood 09-B Water Reserve	4/24/2009				4,213.48				
Sugar Creek PSD 10-A Water Revenue	1/7/2010	0.00%	#312,500	210,777	0.00	2041	36/91	MBC - BPH	S&J
Sugar Creek PSD 10-A Water Reserve	1/7/2010				0.00				
Summersville 02-A Water & Sewer Revenue	12/18/2002	0.00%	4,661,505	3,986,813	27,855.42	2042	36/91	MBC - UNB	S&J
Summersville 02-A Water & Sewer Reserve	12/18/2002				72,521.19				
Summersville 02-B Water & Sewer Revenue	12/18/2002	0.000% - +1.0%AF	2,388,495	1,950,604	20,783.28	2034	36/91	MBC - BPH	S&J
Summersville 02-B Water & Sewer Reserve	12/18/2002				47,068.95				
Summersville 07-A Water & Sewer Revenue	5/15/2007	0.00%	8,682,265	8,372,181	25,840.27	2037	36/91	MBC - UNB	BRM
Summersville 07-A Water & Sewer Reserve	5/15/2007				33,610.64				
Summersville 07-B Water & Sewer Revenue	5/15/2007	0.000% - +0.5%AF	#2,000,000	1,925,924	6,593.39	2036	36/91	MBC - DEP	BRM
Summersville 07-B Water & Sewer Reserve	5/15/2007				8,029.35				
Summersville 09-A Water & Sewer BAN	3/3/2009	3.00%	1,110,000	1,110,000	66,651.10	2012	14/71	MBC - BBT	S&J
Summersville 09-A Water & Sewer Res	11/12/2009				0.00				

ACCOUNT NAME	ISSUE DATE	INTEREST RATE	ORIGINAL ISSUE	OUTSTANDING (06/30/10)	ACCT - BAL (06/30/10)	LAST DEBT	DEBT MONTH	PAYING AGENT	BOND I COUNSEL
Summersville 09-B Water & Sewer Res	11/12/2009				0.00				
Summersville 67 Water & Sewer Reserve	11/22/1967				0.62				
Summersville 90-A Water & Sewer Revenue	4/6/1990	7.85%	281,848	231,841	12,290.53	2029	10/04	MBC - BNY	V&W
Summersville 90-A Water & Sewer Reserve	4/6/1990				23,368.82				
Summersville 90-B Water & Sewer Revenue	4/6/1990	0.00%	13,152	6,745	605.25	2029	10/	MBC - BNY2	V&W
Summersville 90-B Water & Sewer Reserve	4/6/1990				366.22				
Summersville 91-A Water & Sewer Revenue	8/13/1991	8.10%	790,057	657,754	35,182.73	2029	10/04	MBC - BNY	V&W
Summersville 91-A Water & Sewer Reserve	8/13/1991				67,637.94				
Summersville 91-B Water & Sewer Revenue	8/13/1991	0.00%	35,671	18,774	1,280.93	2029	10/	MBC - BNY2	V&W
Summersville 91-B Water & Sewer Reserve	8/13/1991				969.40				
Summersville 98-A Water & Sewer Revenue	1/6/1998	0.00%	639,000	450,577	5,976.67	2037	36/91	MBC - UNB	V&W
Summersville 98-A Water & Sewer Reserve	1/6/1998				18,771.45				
Sun Valley PSD 01-A Sewer Ref Revenue	10/18/2001	0.00%	1,073,405	832,428	6,695.87	2038	36/91	MBC - UNB	S&J
Sun Valley PSD 01-A Sewer Ref Reserve	10/18/2001				29,252.59				
Sun Valley PSD 10-A Water Reserve	1/14/2010				0.00				
Sun Valley PSD 10-B Water Revenue	1/14/2010	0.00%	#300,000	99,687	0.00	2041	36/91	MBC - BPH	BRM
Sun Valley PSD 10-B Water Reserve	1/14/2010				0.00				
Sun Valley PSD 97-A Sewer Revenue	4/10/1997	0.00%	853,000	592,669	5,075.58	2037	36/91	MBC - UNB	S&J
Sun Valley PSD 97-A Sewer Reserve	4/10/1997				22,199.66				
Taylor County Schools 03 GO	8/1/2003	3.000% - 3.625%	7,910,000	5,385,000	45,882.45	2019	05/11	MBC - DTC	S&J
Taylor County Schools 03 GO Sur Col	8/1/2003				559,109.60				
Taylor County Schools 04 GO	3/1/2004	2.50%	3,080,000	2,100,000	17,151.55	2019	05/11	MBC - DTC	S&J
Taylor County Schools 04 Sur Col	3/1/2004				199,541.14				
Taylor Cty PSD 04-A Water Reserve	7/16/2004				11,230.53				
Taylor Cty PSD 05-A Water Ref Reserve	5/16/2005				100,665.27				
Taylor Cty PSD 07-A Water Reserve	5/24/2007				6,704.30				
Tennerton PSD 01-A Sewer Reserve	9/13/2001				30,464.00				
Tennerton PSD 08-A Sewer Reserve	4/17/2008				1,827.14				
Tennerton PSD 86-B Sewer Revenue	3/12/1986	0.00%	169,883	71,530	5,794.54	2025	10/	MBC - BNY2	VWL
Tennerton PSD 86-B Sewer Reserve	3/12/1986				9,218.02				
Tennerton PSD 97-A Sewer Revenue	9/18/1997	2.000% - +1.0%AF	585,627	262,573	5,418.91	2018	36/91	MBC - DEP	S&J
Tennerton PSD 97-A Sewer Reserve	9/18/1997				35,620.55				

ACCOUNT NAME	ISSUE DATE	INTEREST RATE	ORIGINAL ISSUE	OUTSTANDING (06/30/10)	ACCT - BAL (06/30/10)	LAST DEBT	DEBT MONTH	PAYING AGENT	BOND I COUNSEL
Terra Alta 10-A Water Revenue	2/16/2010	0.00%	#823,639	382,717	0.00	2049	36/91	MBC - UNB	S&J
Terra Alta 10-A Water Reserve	2/16/2010				0.00				
Terra Alta 97-A Sewer Sys Design Revenue	10/7/1997	2.000% - +1.0%AF	400,000	184,501	4,595.33	2018	36/91	MBC - DEP	S&J
Terra Alta 97-A Sewer Sys Design Reserve	10/7/1997				24,391.80				
Terra Alta 98-A Water Revenue	3/30/1998	0.00%	520,000	364,331	1,646.44	2037	36/91	MBC - UNB	S&J
Terra Alta 98-A Water Reserve	3/30/1998				16,213.68				
Terra Alta 99-A Sewer Revenue	7/22/1999	0.000% - +1.0%AF	200,000	107,500	1,174.69	2021	36/91	MBC - DEP	S&J
Terra Alta 99-A Sewer Reserve	7/22/1999				10,004.86				
Terra Alta 99-B Sewer Revenue	7/22/1999	0.00%	4,780,000	3,600,518	13,637.23	2039	36/91	MBC - UNB	S&J
Terra Alta 99-B Sewer Reserve	7/22/1999				127,749.48				
Thomas 88 Water Depreciation	4/7/1988				41,951.26				
Thomas 88 Water Reserve	4/7/1988				5,248.85				S&J
Thomas 97-A Sewer Revenue	12/17/1997	0.00%	1,500,000	892,137	3,884.00	2029	36/91	MBC - DEP	S&J
Thomas 97-A Sewer Reserve	12/17/1997				23,828.53				
Tomlinson PSD 04-A Water Revenue	3/9/2004	0.000% - 0.000%	1,353,815	1,186,786	7,006.05	2044	36/91	MBC - UNB	S&J
Tomlinson PSD 04-A Water Reserve	3/9/2004				40,504.89				S&J
Tomlinson PSD 04-B Water Revenue	3/9/2004	5.00%	669,500	642,708	20,244.90	2043	10/04	MBC - BBT	S&J
Tomlinson PSD 04-B Water Reserve	3/9/2004				20,740.29				
Tunnelton 02 Sewer Reserve	4/19/2002				16,032.78				
Tunnelton 90 Water Reserve	5/3/1990				28,012.65				
Union PSD 09-A Sewer Reserve	11/20/2009				0.00				JK
Union PSD 09-C Sewer Revenue	11/20/2009	0.000% - +1.0%AF	#3,074,294	867,885	0.00	2031	36/91	MBC - DEP	JK
Union PSD 09-C Sewer Reserve	11/20/2009				0.00				JK
Union PSD 91-A Sewer Revenue	8/28/1991	8.10%	2,139,656	1,781,351	80,044.87	2029	10/04	MBC - BNY	JK
Union PSD 91-A Sewer Reserve	8/28/1991				182,926.67				
Union PSD 91-B Sewer Revenue	8/28/1991	7.75%	4,229,604	3,607,203	148,838.03	2031	10/04	MBC - BNY	JK
Union PSD 91-B Sewer Reserve	8/28/1991				346,923.49				
Union PSD 91-C Sewer Revenue	8/28/1991	0.00%	237,602	130,381	17,803.59	2031	10/	MBC - BNY2	JK
Union PSD 91-C Sewer Reserve	8/28/1991				8,911.64				
Union PSD 96-A Sewer Revenue	4/4/1996	2.000% - +1.0%AF	344,416	127,313	3,807.80	2016	36/91	MBC - DEP	JK
Union PSD 96-A Sewer Reserve	4/4/1996				20,948.45				
Union-Williams PSD 00 Sewer Revenue	12/15/2000	0.000% - +0.5%AF	412,000	288,376	1,663.26	2031	36/91	MBC - DEP	BRM

ACCOUNT NAME	ISSUE DATE	INTEREST RATE	ORIGINAL ISSUE	OUTSTANDING (06/30/10)	ACCT - BAL (06/30/10)	LAST DEBT	DEBT MONTH	PAYING AGENT	BOND I COUNSEL
Union-Williams PSD 00 Sewer Reserve	12/15/2000				13,741.25				
Union-Williams PSD 04-A Sewer Revenue	2/19/2004	0.000% - +0.5%AF	15,596,291	13,126,878	62,943.23	2035	36/91	MBC - DEP	BRM
Union-Williams PSD 04-A Sewer Reserve	2/19/2004				217,447.51				
Union-Williams PSD 04-B Sewer Revenue	2/19/2004	0.00%	1,900,000	1,664,052	5,591.75	2043	36/91	MBC - UNB	BRM
Union-Williams PSD 04-B Sewer Reserve	2/19/2004				21,591.94				
Union-Williams PSD 07 Sewer Revenue	3/29/2007	0.00%	#284,652	229,226	0.00	2038	36/91	MBC - UNB	BRM
Union-Williams PSD 07 Sewer Reserve	3/29/2007				0.00	2038			BRM
Union-Williams PSD 91 Sewer Reserve	4/16/1991				33,945.13				
Upper Kanawha Val(London)PSD 97-L S Note	8/18/1997	0.000% - +3.0%AF	119,064	119,064	0.00	2020	08/	MBC - UNB	S&J
Upper Kanawha Val(Pnt Ck)PSD 97P S Note	8/18/1997	0.000% - +3.0%AF	145,000	145,000	0.00	2020	08/	MBC - UNB	S&J
Upper Kanawha Valley PSD 02-A Sewer Rev	3/15/2002	0.50%	300,000	227,203	912.69	2032	36/91	MBC - UNB	S&J
Upper Kanawha Valley PSD 02-A Sewer Res	3/15/2002				8,970.95				
Upper Kanawha Valley PSD 99 Sewer Rev	10/21/1999	0.00%	5,768,297	4,382,388	12,485.16	2039	36/91	MBC - UNB	S&J
Upper Kanawha Valley PSD 99 Sewer Res	10/21/1999				170,878.82				
Valley Falls PSD 06-A Water Ref Res	11/22/2006				34,884.35				
Valley Falls PSD 07-A Water Revenue	1/12/2007	0.00%	4,878,315	4,573,419	25,318.81	2040	36/91	MBC - UNB	S&J
Valley Falls PSD 07-A Water Reserve	1/12/2007				33,027.28				
Vienna 91 Water Revenue	10/1/1991	6.000% - 8.000%	820,000	ET:WESBANC	10.87	2011	10/04	WESBK-WHEEL	BRM
Vienna 95 Water Refunding Revenue	9/27/1995	5.000% - 6.250%	780,000	145,000	104,322.42	2011	09/03	WESBK-WHEEL	DM
Vienna 95 Water Refunding Reserve	9/27/1995				86,551.35				
Walton PSD 05 Water Reserve	4/14/2005				1,706.52				
Walton PSD 08 Water Reserve	7/3/2008				0.00				
War 08-A Water Revenue	6/26/2008	0.00%	#215,300	205,815	450.69	2048	36/91	MBC - UNB	S&J
War 08-A Water Reserve	6/26/2008				5,462.44				
War 99-A & 99A-Lot 2 Sewer Reserve	6/25/1999				27,278.78				
War 99-A Lot 2 Sewer Revenue	6/25/1999	0.00%	724,274	545,560	11,587.47	2039	36/91	MBC - UNB	G&G
War 99-A Sewer Revenue	6/25/1999	0.00%	245,726	185,078	3,932.29	2039	36/91	MBC - UNB	G&G
Wardensville 08-A Water Revenue	12/10/2008	0.000% - +1.0%AF	#1,550,000	1,401,399	4,921.63	2040	36/91	MBC - BPH	S&J
Wardensville 08-A Water Reserve	12/10/2008				1,722.58				
Wardensville 09-A Sewer Revenue	12/2/2009	0.000% - +1.0%AF	#279,782	-0-	0.00	2049	36/91	MBC - DEP	JK
Wardensville 09-A Sewer Reserve	12/2/2009				0.00				
Wardensville 79 Sewer Reserve	7/25/1980				14,742.73				

ACCOUNT NAME	ISSUE DATE	INTEREST RATE	ORIGINAL ISSUE	OUTSTANDING (06/30/10)	ACCT - BAL (06/30/10)	LAST DEBT	DEBT MONTH	PAYING AGENT	BOND I COUNSEL
Warm Springs PSD 02-A Sewer Revenue	6/25/2002	0.000% - +0.5%AF	1,316,000	1,008,924	3,908.73	2033	36/91	MBC - DEP	JK
Warm Springs PSD 02-A Sewer Reserve	6/25/2002				43,868.08				
Warm Springs PSD 07-A Sewer Revenue	2/28/2007	0.00%	8,290,000	7,910,718	16,120.16	2046	36/91	MBC - UNB	JK
Warm Springs PSD 07-A Sewer Reserve	2/28/2007				36,200.79				
Warm Springs PSD 07-B Sewer Revenue	2/28/2007	0.00%	2,019,000	2,019,000	0.00	2046	36/91	MBC - UNB	JK
Warm Springs PSD 07-B Sewer Reserve	2/28/2007				0.00				
Warm Springs PSD 07-C Sewer Revenue	2/28/2007	0.000% - +0.5%AF	3,000,000	2,933,724	3,925.50	2038	36/91	MBC - DEP	JK
Warm Springs PSD 07-C Sewer Reserve	2/28/2007				28,989.84				
Warm Springs PSD 78 Sewer Reserve	8/14/1978				52,317.09				
Warm Springs PSD 89 Sewer Reserve	8/3/1989				13,065.63				JK
Warm Springs PSD 94 Sewer Revenue	8/26/1994	0.00%	1,423,158	373,569	5,895.44	2015	36/91	MBC - DEP	JK
Warm Springs PSD 94 Sewer Reserve	8/26/1994				71,158.29				
Warm Springs PSD 98 Sewer Reserve	11/19/1998				14,752.58				
Wayne 04-A Water Reserve	10/21/2004				27,318.07				S&J
Wayne 04-B Water Revenue	10/21/2004	0.000% - +1.0%AF	#1,925,000	1,636,250	13,474.43	2035	36/91	MBC - BPH	S&J
Wayne 04-B Water Reserve	10/21/2004				24,043.80				
Wayne 07-A Water Revenue	6/14/2007	1.00%	#256,000	69,283	0.00	2040	36/91	MBC - UNB	S&J
Wayne 07-A Water Reserve	6/14/2007				0.00				
Wayne 08-A Sewer Revenue	2/20/2008	3.000% - 5.000%	75,500	74,847	1,957.20	2028	36/91	MBC - BBT	S&J
Wayne 08-A Sewer Reserve	2/20/2008				212.95				
Weirton 06-A Water Revenue	4/25/2006	2.000% - +1.0%AF	#2,555,000	2,342,889	18,182.80	2028	36/91	MBC - BPH	S&J
Weirton 06-A Water Reserve	4/25/2006				32,443.30				
Weirton 07-A Sewer Revenue	4/11/2007	2.000% - +1.0%AF	4,199,404	3,806,212	41,762.27	2028	36/91	MBC - DEP	S&J
Weirton 07-A Sewer Reserve	4/11/2007				255,309.14				
Weirton 09-A Water Revenue	11/19/2009	2.000% - +1.0%AF	#2,496,208	842,860	0.00	2031	36/91	MBC - BPH	S&J
Weirton 09-A Water Reserve	11/19/2009				0.00				S&J
Weirton 91-A Water Revenue	5/23/1991	8.10%	4,784,000	2,345,219	318,975.31	2016	10/04	MBC - BNY	S&J
Weirton 91-A Water Reserve	5/23/1991				452,339.53				
Weirton 91-B Water Revenue	5/23/1991	0.00%	216,000	60,480	11,644.92	2016	10/	MBC - BNY2	S&J
Weirton 91-B Water Reserve	5/23/1991				12,437.52				
Weirton 98-A Water Revenue	4/8/1998	2.000% - +1.0%AF	2,190,000	1,093,998	14,500.40	2019	36/91	MBC - DEP	S&J
Weirton 98-A Water Reserve	4/8/1998				133,205.10				

ACCOUNT NAME	ISSUE DATE	INTEREST RATE	ORIGINAL ISSUE	OUTSTANDING (06/30/10)	ACCT - BAL (06/30/10)	LAST DEBT	DEBT MONTH	PAYING AGENT	BOND I COUNSEL
Welch 08-A Sewer Revenue	5/6/2008	0.000% - +0.5%AF	#2,000,000	1,672,795	9,576.63	2048	36/91	MBC - DEP	S&J
Welch 08-A Sewer Reserve	5/6/2008				53,412.27				
Welch 09-A Water Revenue	12/18/2009	0.00%	#625,000	397,773	0.00	2041	36/91	MBC - BPH	S&J
Welch 09-A Water Reserve	12/18/2009				0.00				
Welch 09-C Water Revenue	12/18/2009	0.00%	#461,674	195,450	0.00	2049	36/91	MBC - UNB	S&J
Welch 09-C Water Reserve	12/18/2009				0.00				
Wellsburg 93 Water & Sewer Ref Revenue	11/19/1993	3.000% - 5.650%	740,000	187,415	16,854.81	2013	25/81	MBC-UNB:BH	G&G
Wellsburg 93 Water & Sewer Revenue	11/19/1993	3.00%	1,185,374	331,526	15,541.19	2014	36/91	MBC - DEP	G&G
Wellsburg 93 Water & Sewer Reserve	11/19/1993				79,083.27				
West Dunbar PSD 77-A Sewer Revenue	7/1/1977	5.63%	426,000	173,000	22,867.31	2017	07/01	FED RES-RICHMOND	JK
West Dunbar PSD 77-A Sewer Reserve	7/1/1977				3,904.68				
West Dunbar PSD 93 Sewer Reserve	3/18/1993				959.12				
West Hamlin 07-A Water & Sewer Reserve	6/28/2007				9,784.43				
West Hamlin 80 Water & Sewer Reserve	12/15/1980				42,516.42				
West Union 02 Water & Sewer Revenue	8/29/2002	0.00%	#810,000	668,903	2,177.20	2042	36/91	MBC - UNB	BRM
West Union 02 Water & Sewer Reserve	8/29/2002				15,284.76				
West Union 98-C Water & Sewer Revenue	12/15/1998	0.00%	2,075,000	1,526,118	6,594.34	2038	36/91	MBC - UNB	S&J
West Union 98-C Water & Sewer Reserve	12/15/1998				56,022.56				
Weston 00-A Sewer Revenue	12/20/2000	0.000% - +0.5%AF	3,192,097	2,340,865	5,351.24	2032	36/91	MBC - DEP	JK
Weston 00-A Sewer Reserve	12/20/2000				86,118.26				JK
Weston 00-B Sewer Revenue	12/20/2000	0.00%	6,250,000	4,951,280	7,592.00	2040	36/91	MBC - UNB	JK
Weston 00-B Sewer Reserve	12/20/2000				131,394.53				
Weston 05-A Sewer Revenue	6/24/2005	0.00%	597,037	539,259	719.57	2045	36/91	MBC - UNB	JK
Weston 05-A Sewer Reserve	6/24/2005				5,484.70				
Weston 07-A Sewer Revenue	9/18/2007	0.00%	3,047,000	2,928,284	3,701.63	2047	36/91	MBC - UNB	S&J
Weston 07-A Sewer Reserve	9/18/2007				8,580.12				
Weston 96 Sewer Revenue	12/10/1996	0.000% - +1.0%AF	1,274,287	477,858	3,289.98	2017	36/91	MBC - DEP	JK
Weston 96 Sewer Reserve	12/10/1996				63,713.60				
Wetzel County PSD #1 06-A Water Reserve	6/27/2006				13,446.78				
Wetzel County PSD #1 93-A Water Revenue	6/28/1993	7.75%	154,839	132,054	6,497.62	2031	10/04	MBC - BNY	S&J
Wetzel County PSD #1 93-A Water Reserve	6/28/1993				12,763.67				
Wetzel County PSD #1 93-B Water Revenue	6/28/1993	0.00%	5,161	2,911	569.51	2031	10/	MBC - BNY2	S&J

ACCOUNT NAME	ISSUE DATE	INTEREST RATE	ORIGINAL ISSUE	OUTSTANDING (06/30/10)	ACCT - BAL (06/30/10)	LAST DEBT	DEBT MONTH	PAYING AGENT	BOND I	COUNSEL
Wetzel County PSD #1 93-B Water Reserve	6/28/1993				235.17					
Wheeling 03 Civic Center GO	2/1/2003	3.000% - 4.750%	2,600,000	2,180,000	146,314.30	2028	05/11	MBC - DTC		S&J
Wheeling 05-A Water & Sewer Revenue	5/3/2005	2.000% - +1.0%AF	14,500,000	12,361,363	191,662.68	2026	36/91	MBC - DEP		S&J
Wheeling 05-A Water & Sewer Reserve	5/3/2005				332,208.04					S&J
Wheeling 06-A Water & Sewer Revenue	9/26/2006	3.750% - 5.250%	12,000,000	11,325,000	152,368.91	2036	06/12	MBC - DTC		S&J
Wheeling 06-A Water & Sewer Reserve	9/26/2006				775,689.79					S&J
Wheeling 10-A Water & Sewer Revenue	4/22/2010	2.500% - 3.500%	4,455,000	4,455,000	137,799.08	2016	06/12	MBC - DTC		S&J
Wheeling 10-A Water & Sewer Reserve	5/6/2010				445,549.11					S&J
White Oak PSD 92-A Sewer Revenue	8/12/1992	7.75%	319,355	272,360	11,213.49	2031	10/04	MBC - BNY		S&J
White Oak PSD 92-A Sewer Reserve	8/12/1992				26,195.00					
White Oak PSD 92-B Sewer Revenue	8/12/1992	0.00%	10,645	6,005	243.09	2031	10/	MBC - BNY2		S&J
White Oak PSD 92-B Sewer Reserve	8/12/1992				353.87					
White Sulphur Springs 09-A Sewer Revenue	4/9/2009	0.000% - +.5%AF	#3,874,614	3,504,855	14,511.51	2040	36/91	MBC - DEP		JK
White Sulphur Springs 09-A Sewer Reserve	4/9/2009				1,076.30					
White Sulphur Springs 09-A Water Revenue	6/12/2009	2.000% - +1.0%AF	#625,000	487,000	3,446.99	2030	36/91	MBC - BPH		JK
White Sulphur Springs 09-A Water Reserve	6/12/2009				316.62					JK
Whitmer 10-A Water Revenue	1/21/2010	0.00%	#370,000	62,200	0.00	2041	36/91	MBC - BPH		S&J
Whitmer 10-A Water Reserve	1/21/2010				0.00					
Wilderness PSD 01-A Water Reserve	8/8/2001				36,770.33					
Wilderness PSD 79 Water Reserve	5/17/1979				43,633.53					
Wilderness PSD 92 Water Reserve	7/15/1992				19,323.64					
Wilderness PSD 97 Water Reserve	9/18/1997				26,059.16					
Williamson 09-A Water & Sewer Reserve	7/2/2009				0.00					
Williamson 86-B Water & Sewer Revenue	5/28/1986	0.00%	698,295	294,019	93,215.73	2025	10/	MBC - BNY2		G&G
Williamson 86-B Water & Sewer Reserve	5/28/1986				31,407.14					
Williamson 86-C Water & Sewer Reserve	5/28/1986				238,806.71					
Williamson 96-A Water & Sewer Ref Rev	10/1/1996	3.800% - 5.500%	1,840,000	1,335,000	60,188.70	2025	10/04	BANK OF NY	I	V&W
Williamson 96-A Water & Sewer Ref Res	10/1/1996				130,285.09					
Williamstown 05-A Sewer Revenue	6/2/2005	2.000% - +1.0%AF	230,282	188,724	2,514.05	2026	36/91	MBC - DEP		S&J
Williamstown 05-A Sewer Reserve	6/2/2005				6,262.81					
Williamstown 09-A Sewer Revenue	12/9/2009	0.000% - +1.0%AF	#800,000	110,355	0.00	2049	36/91	MBC - DEP		G&G
Williamstown 09-A Sewer Reserve	12/9/2009				0.00					

ACCOUNT NAME	ISSUE DATE	INTEREST RATE	ORIGINAL ISSUE	OUTSTANDING (06/30/10)	ACCT - BAL (06/30/10)	LAST DEBT	DEBT MONTH	PAYING AGENT	BOND I COUNSEL
Williamstown 87-A Sewer Revenue	6/25/1987	9.75%	15,551	12,440	705.25	2025	10/04	MBC - BNY	BRD
Williamstown 87-A Sewer Reserve	6/25/1987				1,627.99				
Williamstown 87-A1 Sewer Revenue	6/25/1987	8.38%	659,637	515,931	26,628.59	2026	10/04	MBC - BNY	BRD
Williamstown 87-A1 Sewer Reserve	6/25/1987				58,048.23				
Williamstown 87-B Sewer Revenue	6/25/1987	0.00%	169,539	75,731	4,657.91	2026	10/	MBC - BNY2	BRD
Williamstown 87-B Sewer Reserve	6/25/1987				7,229.81				
Winfield 03 Sewer Revenue	1/9/2003	2.000% - +1.0%AF	99,250	67,751	750.06	2023	36/91	MBC - DEP	G&G
Winfield 03 Sewer Reserve	1/9/2003				6,053.26				
Winfield 04 Sewer Revenue	9/16/2004	2.000% - +1.0%AF	500,000	398,643	3,045.89	2025	36/91	MBC - DEP	G&G
Winfield 04 Sewer Reserve	9/16/2004				16,297.49				
Winfield 09-A Sewer Revenue	8/26/2009	0.000% - +1.0%AF	#1,214,966	773,089	0.00	2031	36/91	MBC - DEP	S&J
Winfield 09-A Sewer Reserve	8/26/2009				0.00				
Winfield 86-A Sewer Revenue	12/15/1986	8.38%	381,884	298,689	15,430.93	2026	10/04	MBC - BNY	VWL
Winfield 86-A Sewer Reserve	12/15/1986				33,606.26				
Winfield 86-B Sewer Revenue	12/15/1986	0.00%	93,666	41,903	5,788.34	2026	10/	MBC - BNY2	VWL
Winfield 86-B Sewer Reserve	12/15/1986				6,158.65				
Wood County Schools 05 GO	3/1/2005	4.000% - 4.250%	35,000,000	26,110,000	752,559.21	2020	05/11	MBC - DTC	STB
Wood County Schools 05 GO Sur Col	3/1/2005				1,443,435.61				
WV Amer Water Comp 10-A Water Rev Note	1/28/2010	0.00%	#1,925,000	96,250	0.00	2031	36/91	MBC - BPH	JK
WV Amer Water Comp 10-A Water Reserve	1/28/2010				0.00				
WV Higher Education 07-A Ref Rev	4/17/2007	4.000% - 5.000%	25,915,000	24,265,000	4,551.28	2027	04/10	MBC - DTC	I STB
WV Higher Education Facilities 04-B Rev	8/31/2004	2.100% - 6.000%	167,260,000	144,025,000	213,743.99	2034	04/10	MBC - DTC	I STB
WV State Univ Facil 03-A Ref Rev	8/1/2003	2.000% - 5.000%	22,160,000	3,925,000	159,876.50	2012	04/10	BANK OF NY	I STB
WV State University Facil 03-A Ref Rev	8/1/2003	2.000% - 5.000%	60,380,000	15,380,000	518,646.27	2012	04/10	BANK OF NY	I STB
Wyoming County Schools 00 GO	5/1/2000	5.000% - 7.000%	7,000,000	3,180,000	432.38	2015	05/11	UNITED B-CHAS	BRM
Wyoming County Schools 00 Sur Col	5/1/2000				634,398.37				