

*WEST VIRGINIA
STATE FIRE COMMISSION
FY 2021 ANNUAL REPORT
KENNETH E TYREE JR
STATE FIRE MARSHAL*

www.FireMarshal.wv.gov



1207 Quarrier Street

2nd Floor

Charleston, WV 25301

Phone (304) 558 – 2191

Fax (304) 558 – 2537

Table of Contents

Introduction

From the State Fire Commission Chairman	3
From the WV State Fire Marshal	4

State Fire Commission

Mission and Operations	5
Officers and Members	6

State Fire Marshal's Office

State Fire Marshal Office Projects and Programs	12
Personnel Listing by Division	14
Administrative Division	18
Administration Section	18
Public Education Section	20
Fire Services Division	22
Regulatory and Licensing Section	22
Fire Department Services Section	38
Fire Safety Inspection & Plans Review Division	43
Fire Investigation Division	58

From the State Fire Commission Chairman



WV STATE FIRE COMMISSION
Grant Gunnoe-Chairman
Doug Mongold-Vice Chairman
Ted Shriver- Secretary

Phone: (304) 558-2191

Fax: (304) 558-2537

OFFICE OF THE STATE FIRE MARSHAL
1207 Quarrier St, 2nd Floor
Charleston, WV 25301
www.firemarshal.wv.gov

October 1, 2021

The Honorable Jim Justice
Governor of West Virginia
State Capitol Building
Charleston, WV 25305

Dear Governor Justice,

On behalf of the members of the West Virginia State Fire Commission and in accordance with the West Virginia Code, I am pleased to submit to you the Annual Report of the WV State Fire Commission for FY 2021.

The support you have shown for the entire Fire Service of West Virginia, the State Fire Commission and the Office of the Fire Marshal is greatly appreciated.

Please do not hesitate to contact
inquires in the future.

Sincerely,

A handwritten signature in blue ink, appearing to read "Grant Gunnoe", written over a light blue horizontal line.

Grant Gunnoe
Chairman



the Fire Commission if you have any

From the WV State Fire Marshal



Department of Homeland Security
Cabinet Secretary Jeff S. Sandy, CFE, CAMS
State Fire Marshal Kenneth E. Tyree, Jr.

Phone: (304) 558-2191

Fax: (304) 558-2537

OFFICE OF THE STATE FIRE MARSHAL
1207 Quarrier St, 2nd Floor
Charleston, WV 25301
www.firemarshal.wv.gov

October 1, 2021

The Honorable Jim Justice
Governor of West Virginia
State Capitol Building
Charleston, WV 25305

Dear Governor Justice,

In compliance with the West Virginia Code, Chapter 5, Article 1, Section 20, the Annual Report for Fiscal Year 2021 of the West Virginia State Fire Marshal's office is hereby submitted for your review.

This report is a representative, but by no means complete, look at the myriad services provided to the citizens of West Virginia by the dedicated personnel of the West Virginia State Fire Marshal's Office.

Since 1909 the State Fire Marshal's Office has consistently increased its level of public service to the State of West Virginia through code inspections and enforcement, licensing and regulatory services, public fire education, fire investigations and many other duties.

This report in part reflects the efforts of West Virginia's fire departments and fire service organizations that represent full time career, volunteer, and part-paid combination departments. It should not be forgotten that daily, these brave men and women are ready to give their lives protecting their communities from fire and other emergency incidents.

Respectfully submitted,

A handwritten signature in blue ink, appearing to read "KE Tyree".

Kenneth E. Tyree, Jr.
West Virginia State Fire Marshal





WV STATE FIRE COMMISSION

Mission Statement

To provide, through leadership, the best possible fire prevention and life safety for our citizens by legislation, education, training, standards, and resource allocation.

Commission Representation

- 3 Members Full-Time Paid Firefighters
- 1 Member Full-Time Paid Fire Chief
- 3 Members Volunteer Firefighters
- 2 Members Volunteer Fire Chiefs
- 2 Members Business & Industry
- 1 Member Fire Insurance Industry
- 1 Member Registered Architects

Standing Committees

- Fire Department Services Committee
- Recruitment and Retention Committee
- Legislative, Codes, and Regulatory Committee
- Training Committee, Disciplinary Committee
- Operations Committee

Fire Commission Officers

Chairman: Grant Gunnoe
Represents: Paid Firefighters
Term Expires: June 30, 2024

Vice-Chairman: Doug Mongold
Represents: Volunteer Firefighters
Term Expires: June 30, 2023

Secretary: Ted Shriver
Represents: Architects
Term Expires: June 30, 2022

Fire Commission Members



Steven Byers

Steven was appointed to the State Fire Commission by Governor Justice in November of 2020. He began his career in the fire service in June of 1988 when he joined the Jackson's Mill VFD as a junior member. Since 2006 he has held the position of Chief at that same department.



Dave Camp

Dave represents the Fire Insurance industry in West Virginia and was appointed on the Fire Commission by Governor Earl Ray Tomblin in 2014. He is an insurance agent with Bill Bailey Insurance Agency / VFIS of WV. Mr. Camp has more than a decade of experience in the Fire Service specializing in Safety, Education, Training, Risk Analysis and Loss Control Practices. He holds the Certified Professional Insurance Agent (CPIA) designation and a Bachelor of Science degree in Marketing and Management from Davis & Elkins College.



Carl Eastham

Carl was appointed to the State Fire Commission by Governor Tomblin in 2015 to represent the Paid Fire Chiefs. Carl started his service with the City of Huntington, in July 1985 where he rose through the ranks until retiring February 2017 as Fire Chief. He has served as President of the Huntington Professional Fire Fighters (21yrs), Secretary & Treasurer of the Professional Fire Fighters of West Virginia (11yrs) and President of Tri-State District Labor Council (7yrs). He also has served as the Emergency Services Director for the City of Huntington, a fire service instructor and was a founding member, then team leader of WV Region 3 Haz/Mat Response Unit. He currently holds an Associate degree in Occupational Development from MCTC with an emphasis in Firefighting and Fire Safety.



Doug Estep

Doug was appointed to the State Fire Commission by Governor Tomblin in 2015. Doug was sworn in as Fire Chief of the Morrisvale Volunteer Fire Department in August of 1982. Chief Estep has served as Chief of the department while also maintaining a career as a Heavy Equipment Mechanic at Hobet Mining. He retired from mining in 2013 with 38 years of service. Chief Estep is a certified Fire Officer along with being a certified Fire Instructor 2 for WVU Fire Service Extension. He specializes in teaching rural firefighting tactics.



Edward J. George

Edward was appointed to the State Fire Commission by Governor Jim Justice in June of 2018. He was appointed to represent Business and Industry interests. Edward is a partner in the law firm of Dinsmore & Shohl LLP where his practice is extensive and involves matters affecting manufacturing, waste transportation and disposal, energy generation, and beverage alcohol regulation. Edward's career also includes past service as a metro-Philadelphia firefighter.



Grant Gunnoe

Grant represents the Paid Firefighters in West Virginia and was appointed to the Fire Commission by Governor Earl Ray Tomblin in 2010. After graduation from High School Grant worked in the Communications Center for the Charleston Police Department and then as a Paramedic for the Charleston Emergency Ambulance Service until beginning a 28-year career with the Charleston Fire Department. In 2002 he was promoted to Chief of the Department. Grant retired in May of 2006 to assume the position of Director of Emergency Management and Homeland Security for the City of Charleston until he retired in April of 2019.



Brian Jones

Brian represents the Paid Firefighters and was appointed to the Fire Commission by Governor Justice on July 15th, 2021. He retired as a Lieutenant from the North Side Fire Station in Morgantown after 24 years of service. He served as Vice President of IAFF Local 313 and as President of the Professional Fire Fighters of West Virginia from 2006 to 2021.



Phil Hart

Phil was appointed by Governor Tomblin in 2016 to the Fire Commission to replace the late Gary Bonnett. Phil represents the volunteer Fire Chiefs. Phil has been a member of the Belington Volunteer Fire Department since 1978 and has been the Fire Chief since 2010. Since 1989 Phil has been employed with the City of Bridgeport Fire Department as a Firefighter/Paramedic and he has held many offices throughout his career. June of 2016 he was appointed Fire Chief of the combination department.



Jim Oldaker

Jim was reappointed to the State Fire Commission by Governor Tomblin in 2015. Jim is a 41-year member of the International Brotherhood of Electrical Workers, Local 466, Charleston, WV, AFL/CIO. He is currently employed by The Summit Electric Group as a Foreman. Jim is a 44-year member of the Alum Creek Volunteer Fire Department and has served 37 years in the position of Fire Chief. Jim is involved with and serves on many associations. Jim represents the Volunteer Firefighters.



Thomas Keefer

Tom was appointed to the State Fire Commission by Governor Manchin in 2009. He represents the Business and Industry interests for the Commission. Tom began his career at the DuPont, Belle, WV facility in the Project Engineering Group in May 1974. Tom was a DuPont / Chemours HAZMAT responder since 1976 with extensive experience in process safety, safety, security, hazardous material distribution, emergency response, and incident command. In addition, Commissioner Keefer is the Administrator for the Kanawha-Putnam Emergency Planning Committee.



Doug Mongold

Doug was appointed to the State Fire Commission by Governor Manchin in 2010. Chief Mongold represents the volunteer firefighters. He currently serves as Fire Chief of the Moorefield Volunteer Fire Company a position he has held for 23 years. Chief Mongold is past President of the WV State Firemen's Association and is currently serving on the executive committee. Chief Mongold is also currently Chairman of the local LEPC board.



Ted Shriver

Ted was appointed to the State Fire Commission by Governor Manchin in 2009 and represents the West Virginia Society of Architects. While the position is stated as the representative of the architects, he represents all design professionals. As Chairman of the Commission's Code and Regulatory Committee, he has been a part of updating the rules for the State Fire Code, the State Building Code, the Code Officials, and the Certification of Home Inspectors. He earned an Engineering Technology Degree from Fairmont State College in 1979 and obtained licensure in 1995 to practice architecture.



Virgil 'P-nut' White

Virgil "P-nut" White is a 35-year veteran of the Fire Service and was appointed by Governor Machin to the State Fire Commission in 2009. Virgil began his career in 1986 with the Lewisburg Fire Department and in 1993 became employed by the South Charleston Fire Department. In his 28 years of service, he has risen through the ranks up to his current rank of Fire Chief. Virgil has always had a strong passion for the fire service and other public safety. He has 33 years' experience as a paramedic and as a 911 telecommunicator. He currently holds an Associate and a bachelor's degree in Fire Science from West Virginia State University and a master's degree in Emergency Management from Anna Maria College. He also has over 23 years of service as a Fire Service Instructor.



State Fire Marshal's Projects and Programs



West Virginia Fire Death Reduction and Public Education

Even with the impact that Covid-19 has placed on the agency; the public education section continues to develop and deliver public service announcements that are delivered around the state. We continue to educate the public about the many aspects of fire safety through various programs such as providing and supporting smoke alarm installations. We are also continuing our work on a statewide Community Risk Reduction program which is an integrated approach to balance emergency response capabilities with proactive measures that work together to reduce risk and loss in communities.

Technology and Efficiency

The State Fire Marshal along with staff is continuing the process of building the infrastructure and implementing a software management system to implement greater information technology (IT) enhancement within the agency for improved efficiency when it comes to every division's specific responsibility for streamlining job performance, record keeping, invoicing and their accounts receivable system within the Fire Services Division and the Inspection Division. Most recently a web-based licensing system for electricians was brought online and is in use. The system will continue to be developed for Inspections and Plan Review implementation and additional permitting and licensing in our Services Division.

Goals/Objectives/Performance Measures

Reduce the number of arson injuries, deaths, and property losses statewide by increasing attention to community risk reduction, public safety education, and arson awareness throughout West Virginia via state fire data reporting, increased public safety program offerings, the West Virginia Arson Hotline, and radio public service announcements. Also, increase process efficiencies to our License Management system, the Plans Review and Inspection programs, and statewide fire data collection.

- We continue the delivery of media messages referencing general fire safety practices, arson awareness, and other pertinent public safety information via television, public service announcements, radio interviews, billboards, social media and the agency's website.

Reduce the number of preventable unintentional fire-related injuries and deaths, as well as property loss, in the state.

- Restrict the number of fire deaths statewide to 50 or less.

Fiscal Year	Fire deaths in West Virginia
Actual 2018	56
Actual 2019	50
Estimated 2020	40
Actual 2020	43
Estimated 2021	<40
Actual 2021	60

- Inspect and issue a certificate of occupancy to all West Virginia health care facilities, educational facilities, detention facilities, and other licensed occupancies. *Covid-19 has caused negative impact on inspection rate percentages.

Fiscal Year	Facilities inspected annually
Actual 2018	70%
Actual 2019	81%
Estimated 2020	75%
Actual 2020	70%
Estimated 2021	75%
Actual 2021	70%

- Respond to all valid complaints within 48 hours. Current completion rate estimated 90%.
- Enhance public outreach and networking with fire departments and other stakeholders with fire safety education through classroom and online resource training and by providing fire safety and prevention messaging via Facebook and Twitter.

Enhance efforts to assist outside agencies in promoting and sustaining smoke alarm programs for all West Virginians especially high-risk fire groups such as seniors and people with disabilities.

- Provide training assistance on smoke alarm installation, fall prevention, distribution and tracking programs to agencies offering home-based services to high-risk consumers, and to community organizations providing services to seniors and others with disabilities.

Promote and provide educational resources to the public pertaining to fire safety with an increased awareness in all areas, including water-based fire protection for residential and commercial use.

- Ensure the public is provided messages pertaining to fire safety and the use of passive- and active-fire protection systems via billboard, radio, television, the web, social media, and press releases.

Improve the efforts of the State Fire Marshal’s Office to support fire departments.

- Continue to develop online reporting tutorials and data analysis for the agency website in FY 2021.
- Continue the implementation of the fire data analysis class delivery to all West Virginia fire departments in need of training through FY 2020.
 - Provided West Virginia Fire Incident Reporting System training via virtual and telephone tutoring for the fire service community during FY 2021.
 - Evaluated and assisted on a limited basis WV fire departments in obtaining recertification during FY 2021.
- Continue the second five-year rotation for the evaluation of all fire departments to ensure compliance with the Fire Commission Legislative Rule in FY 2021.

Personnel Listed by Division

Administration Division

State Fire Marshal	Kenneth E. Tyree
Chief Deputy State Fire Marshal	Robert Bailey IV
Administrative Secretary	Kathryn Burns
Administrative Services Assistant I	Courtney Aston
Office Assistant III	Janice Patton
Public Information Specialist I	Timothy Rock

Fire Services Division

Deputy State Fire Marshal	Dave Blaylock
Administrative Service Assistant I	Dawn Owens
Assistant Fire Marshal I	Bradley Scott
Administrative Services Assistant I	Kayla Burns
Data Analyst I	Alice Morrison
Regulatory and Licensing Support Specialist II	Rachel Given
Regulatory and Licensing Support Specialist II	Jody Zinn
Regulatory and Licensing Support Specialist II	Vacant

Fire Inspection & Plans Review Division

Deputy State Fire Marshal	Allan Casto
Assistant State Fire Marshal III	Jeff Armentrout
	John Oliver
	Terrance Rinehart
Assistant State Fire Marshal II	John Holben
	Nevin Kilmer
	Bobby Palmer
	Shawn Petry
	Timothy Provaznik
	Mark Stewart
	Ronald Williams
Assistant State Fire Marshal I	Everett Chapman
	Lonnie Cogar
	Richard Hacker
	Lemarr Maynard
	Stephen Morrison
	Timothy Mouse
	James Owens
Fire Safety Plans Examiner Supervisor	Clyde Cummings
Fire Safety Plans Examiner II	Jennifer Price
Fire Safety Plans Examiner I	Lucas Lett
Secretary I	Caylee Slack
Office Assistant II	Monica J. Ingram
Office Assistant II	Sarah Robinette

Fire Investigation Division

Deputy State Fire Marshal

Jason D. Baltic

Assistant State Fire Marshal III

George A. Harms

Robert S. Rodes, II

Assistant State Fire Marshal II

Shawn Alderman

Ronald Ayersman

Tim Chastain

Justin England

Larry Hamrick

James Lewis

Assistant State Fire Marshal I

Paul Alloway

Rick Sovastion

Joseph Vacchio

Secretary I

Valerie J. Carpenter





Dave Camp Fire Commissioner, Carl Eastham Fire Commissioner, Doug Eklap Fire Commissioner, Edward George Fire Commissioner, Grant Gunnoe Fire Commissioner, Phil Hart Fire Commissioner, Martin Hess Fire Commissioner, Thomas Keefer Fire Commissioner, Doug Mongold Fire Commissioner, Jim Okajator Fire Commissioner, Ted Shriver Fire Commissioner, Mark Stroop Fire Commissioner, Virgil White Fire Commissioner



Jeffrey Armentrout Assistant Fire Marshal 1, Paul Alloway Assistant Fire Marshal 1, Ronald Ayersman Assistant Fire Marshal 2, Everett Chapman Assistant Fire Marshal 1, Timothy Chastain Assistant Fire Marshal 2, Justin England Assistant Fire Marshal 1, Todd Hamrick Assistant Fire Marshal 1, John Holben Assistant Fire Marshal 2, Nevin Kilmer Assistant Fire Marshal 2, James Lewis Assistant Fire Marshal 1, Ryan McFarland Assistant Fire Marshal 1



Bradley Scott Assistant Fire Marshal 1, David Blaylock Deputy Fire Marshal, Kenneth Tyree State Fire Marshal

West Virginia State Fire Marshal 2019



Robert Sharp Chief Deputy State Fire Marshal, Jason Batic Deputy Fire Marshal, Allan Casto Deputy Fire Marshal



Lonnice Cogar Assistant Fire Marshal 1, Terrance Hinchart Assistant Fire Marshal 2, Shawn Petry Assistant Fire Marshal 2, David Stewart Assistant Fire Marshal 1



George Harris Assistant Fire Marshal 3, Robert Rhodes Assistant Fire Marshal 3, Rick Sovastrom Assistant Fire Marshal 1, Timothy Nouse Assistant Fire Marshal 1



Stephen Morrison Assistant Fire Marshal 1, John Oliver Assistant Fire Marshal 3, James Owens Assistant Fire Marshal in Training, Bobby Palmer Assistant Fire Marshal 2, Leonard Price Assistant Fire Marshal 1, Timothy Provanik Assistant Fire Marshal 2, Joseph Vaccaro Assistant Fire Marshal in Training, Ronald Williams Assistant Fire Marshal 1, Bryan Caste Assistant Fire Marshal 1, Clyde Cummings Fire Safety Plans Examiner Supervisor, Jennifer Price Fire Safety Plans Examiner 1, Richard Hader Fire Safety Plans Examiner 1



Courtney Aason Administrative Service Assistant 1, Kathryn Burns Administrative Secretary, Kayla Burns Regulatory Licensing Specialist 2, Monica Ingram Office Assistant 2, Valerie Lacy Secretary 1, Alice Morrison Web Activity 1, Dawn Owens Secretary 1, Sarah Robinette Office Assistant 2, Timothy Rock Public Information Specialist 1, Courtney Rosemond Public Information Specialist 2, Cayce Slack Regulatory Licensing Specialist 2, Kathy Wallie Administrative Secretary, Jody Zinn Regulatory Licensing Specialist 2

Administration Division

Introduction

This Division is comprised of two sections. Administration and Public Education. Administration is responsible for day-to-day operations while Public Education keeps the public sector informed and educated regarding fire safety.

Staff

Chief Deputy Fire Marshal	Robert Bailey IV
Administrative Secretary	Kathryn Burns
Administrative Services Assistant I	Courtney Aston
Office Assistant III	Janice Patton
Public Information Specialist I	Tim Rock

Administration Section

Fiscal Year 2021 has continued to be affected by Covid 19 and Administration has adapted as needed. However, Administration was able to fill the vacant Office Assistant III position, which has improved the efficiency in the unit.

The Administration Division in conjunction with DAS is responsible for procurement, accounting, personnel, payroll, cash management, fringe benefits, personnel records management, FOIA requests, Fire Commission meetings, development of the annual report, website management, and fixed assets.

Procurement

The administrative staff along with DAS are responsible for the procurement of all goods and services integral to the day-to-day operations of the West Virginia State Fire Commission. In doing so, every effort is extended to ensure that equipment, supplies and services obtained are of the highest quality available. These items are obtained either by statewide contracts, internal resources, or by means of competitive bids solicited from reputable vendors who are registered to do business with the State of West Virginia.

Personnel

Daily activities for the office include working with DAS to ensure the completion of all personnel transactions for agency new hires, transfers, separations, reallocations, leave of absences, and promotions. Administration is also responsible for job postings, managing employee leave, overseeing worker's compensation claims and the co-ordination of WV State Fire Commission Meetings. This division strives to ensure that the agency is following all state and federal employment regulations.

Accounting

Administration is responsible for all revenue and expenditure transactions which includes payroll, travel, vendor payments, cash deposits and refunds, fringe benefits plan maintenance, and preparation of and expenditure monitoring of the annual operating budget.

Freedom of Information Act (FOIA) Requests

Administration receives, tracks, and monitors all agency Freedom of Information Act (FOIA) requests. The Administration Division received two hundred eighty-four (284) FOIA requests last year. Examples of common information requested include Investigation Reports, Inspection Reports and Incident reports from fire departments. Once a request is received, it is distributed to the appropriate internal and external employees for further processing. The Administrative personnel are responsible for invoicing and mailing responsive documents.



Training

Personnel must stay current on all agency, state, and federal policies. To do so the administrative staff attends many hours of training each year. Most recently training has been in the On-Line format due to Covid 19 restrictions.

Public Education Division Annual Report 2020/21

Work to lower the fire death rates in the state while being an ambassador for the WV State Fire Marshal's Office

Public Education Staff:

**Division Director: Chief Deputy
Robert Bailey**

**Public Information Specialist:
Timothy Rock**

Introduction:

Public Education is responsible for duties that include, but are not limited to: the development and implementation of public fire and life safety programs and activities statewide; developing a community risk reduction program, smoke alarm initiative and a WV Public Education Network; Fire and Life Safety School; fire safety resources and public information; and the administration of the Fire Safe Cigarettes certification for tobacco manufacturers.

The Public Education Division works to build strong relationships and implement action plans around the state with agencies and organizations who will assist in helping spread fire prevention safety.

Partnering with local fire departments ensures that we can provide smoke alarms to all state households that need one.

Using newer and better forms of data-gathering and evaluation we can use this data to identify high-risk populations and areas.

Objectives:

Fire and injury prevention for all groups, including high risk individuals such as seniors, those with disabilities and young children;

Train-the-trainer instruction in public fire and safety education for firefighters and other emergency responders;

Fireworks safety and laws for the general public;

Smoke alarm education and distribution;

Public seminars and speaking for various civilian and first responders;

Participation in health and safety fairs, festivals, seminars and career days;

Active membership in area health and safety organizations;

Media relations with local and state TV, newspaper, radio and web organizations including press conferences, press releases, interviews;

Daily contact with public on social media (Facebook and Twitter) on topics related to fire safety, topical news and press releases concerning this office;

2020/2021 Events And Special Projects:

Public Information Specialist Courtney Rosemond, who had been a member of this office since 2015, left in February of 2020 to pursue other work. Her absence has been keenly felt and missed, as Rosemond was the first Public Information Specialist hired here since

the retirement of Carol Nolte several years before and Rosemond was exceptional in spreading the message and goals of this office.

Less than a month after Rosemond left the Covid crisis hit the country and this office. The Public Education Division was especially affected by the shutdown, as so much of the focus and duties of this division is done in the public.

Smoke alarm installs to households were curtailed significantly, both by local fire departments and this office. Our usual partner in smoke alarm distribution and installation, the American Red Cross, was also sidelined by the virus safety protocols.

There were a number of other in-house projects that could be worked on, however, and this office started to gather all the previous smoke alarm data installations from the past five years, including the AMR/WVSFMO projects, our own installations and the installations done for the past several years by the St. Albans Fire Department. Work continues on this database, as we seek to get as much data from various groups who have done installations in West Virginia.

The ongoing project of assembling profiles of those who we have lost in fatal fires over the past year received a boost when the profiles from 2015-2020 were sent to the West Virginia University School of Business, whose graduate students took the profiles and compiled a comprehensive report containing data breakdown ranging from age, location, time of day, day of week, etc. This report will allow this office to better study trends, areas, ages in order to better serve them and prevent fires and deaths in these areas.

The Length Of Service Coin project has been a huge success since implemented in 2018. Hundreds of coins, indicating a 5, 10, 15 or 20+ years of service to a state fire department, were sent out in 2020 to those well-deserving fire service members and will be sent out again in 2021.

The hardback copies of the WVSFMO History Book arrived in 2020 and sent out to all present and former members of this office. Copies of the book were sent to the WV State Archives, the Marshall University Archives, the WVU Archives, Cabell County Public Library and several other state libraries for future generations to utilize the information contained therein. The book was written and made for the 110th anniversary of the agency in 2019 and was written by Courtney Rosemond, Timothy Rock and former Chief Deputy Bob Sharp. It has extensive biographies of all former State Fire Marshals, a comprehensive log of all former agency employees, a historical timeline of agency history and notable events, uniform and badge histories and other historical materials.

Chief Deputy Bob Sharp, who previously oversaw the Public Education Division, retired in August 2020 and this office reported directly to Marshal Ken Tyree until spring of 2021, when Chief Deputy Robert Bailey was hired to replace Sharp. This office now works hand-in-hand with Bailey to implement new ideas and make sure that ongoing projects run smoothly.

A number of the events that take place during the year in the Public Education Division had to be cancelled this year, as well as last year: the Fire Safety Summit, usually held in conjunction with the State Safety Expo, was once again cancelled for March 2021, as it was in 2020; the annual Fire Safety Poster and Calendar Contest, which has proved to be extremely popular with schoolchildren, was cancelled in 2020; the annual Jr. Firefighter Camp in Weston was also cancelled in 2020 and 2021.

Fire Services Division

The Fire Services Division consists of two sections, Regulatory and Licensing, and Fire Department Services. Both are vital to operations of the Fire Marshal's Office.

Staff

Deputy State Fire Marshal	David A. Blaylock
Assistant Fire Marshal	Bradley Scott
Administrative Services Assistant II	Dawn Owens
Data Analyst I	Alice Morrison
Administrative Services Assistant I	Kayla Burns
Regulatory and Licensing Support Specialists II	Jody Zinn
Regulatory and Licensing Support Specialists II	Rachel Given
Regulatory and Licensing Support Specialists II	Vacant

Introduction-Regulatory and Licensing

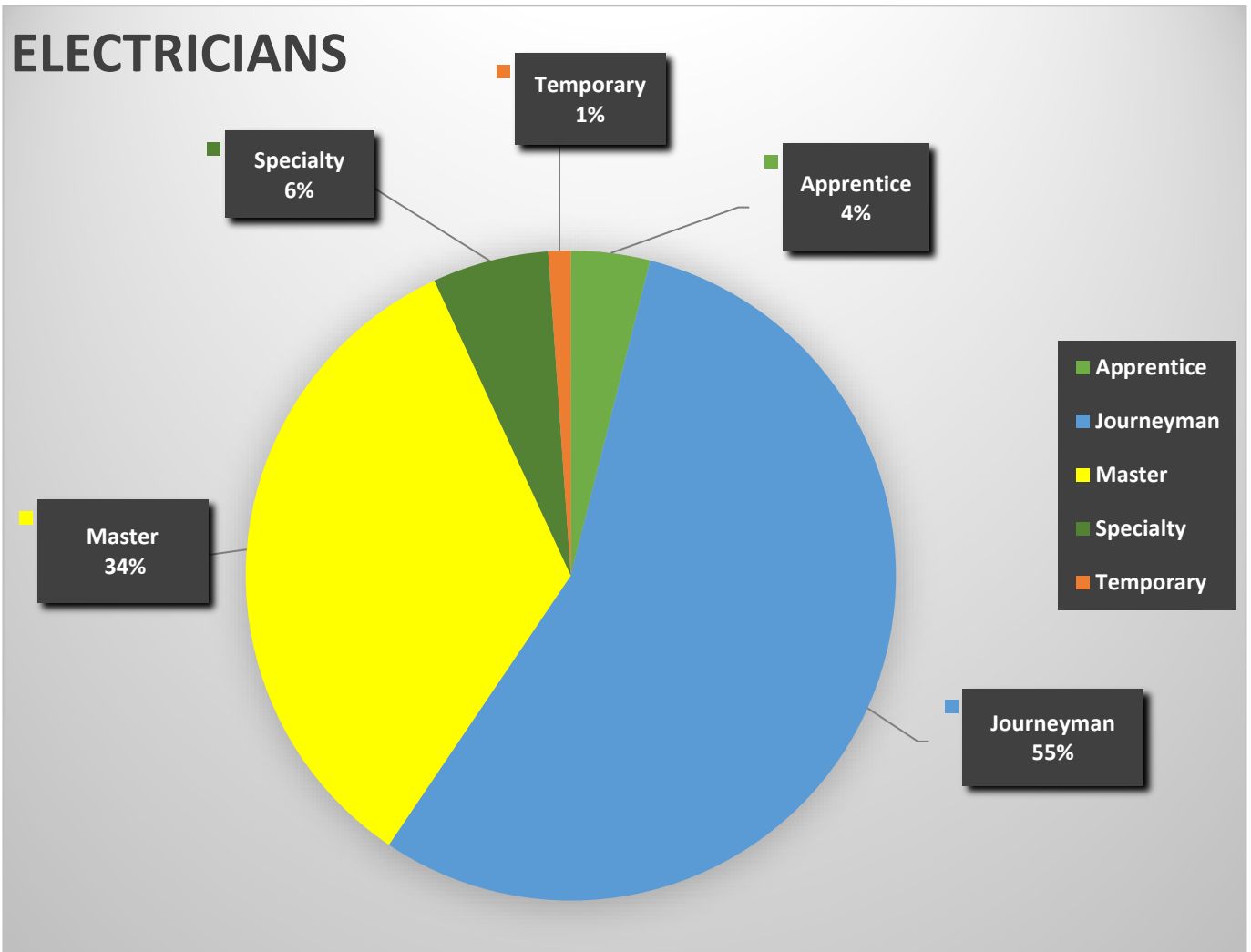
The mission of the Regulatory and Licensing Division is to ensure that all West Virginians have a safer standard of living through the administration of the 7 main Licensing programs supervised by the Office of the State Marshal, which include Electricians, Electrical Inspectors, Home Inspectors, Building Code Officials, Pyrotechnicians, Blasters, and Fire Protection Workers. This is accomplished by thoroughly vetting, testing, and reviewing each application ensuring that each Licensee meets the minimum standards set forth by the State of West Virginia.

Fiscal Year End Summary

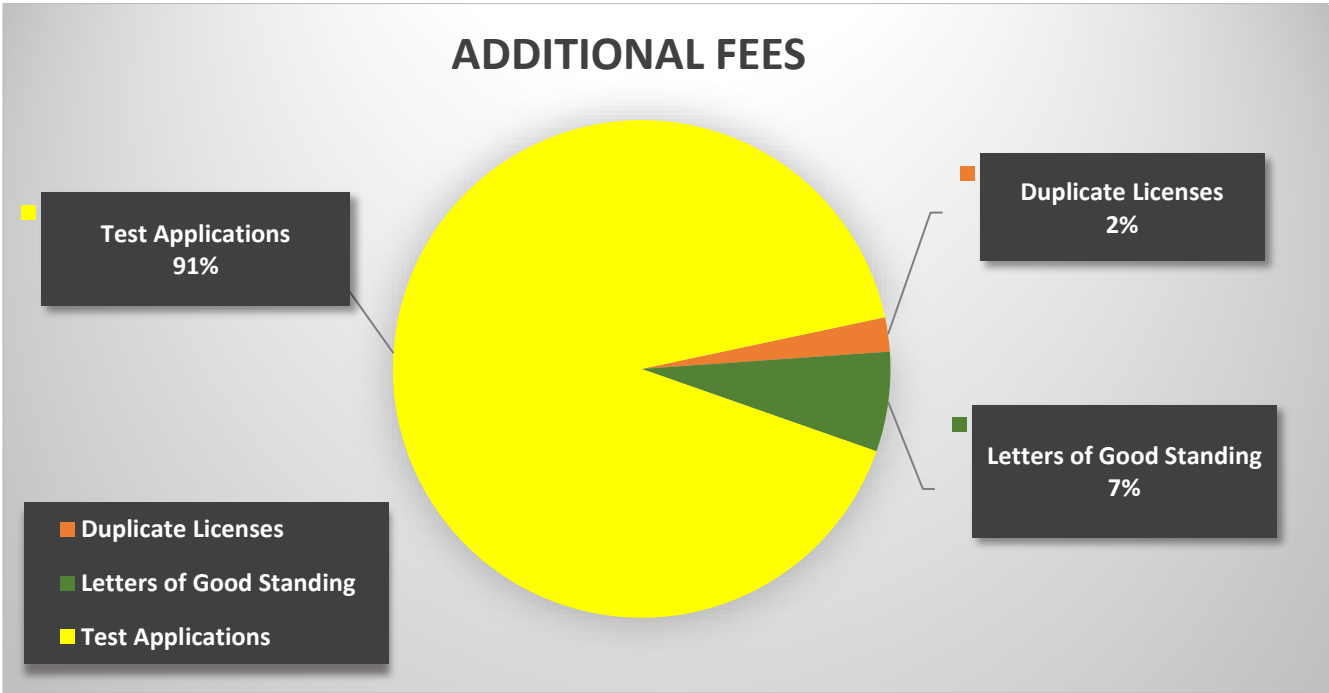
During the Fiscal year 2020-2021 the Regulatory and Licensing division issued licenses to over 15,000 individuals, approximately 3100 Fireworks and Blasting permits, certified nearly 400 Home Inspectors, Electrical Inspectors, and Building Code Officials and reviewed and vetted nearly 2000 test applicants. We provide guidance to municipalities and counties in adopting the WV State Building Code. The Regulatory and Licensing Division is responsible for proctoring nearly 2000 Electricians, Pyrotechnicians, and Fire Protection Workers Exams at 5 different locations throughout the state.

David A. Blaylock,
Deputy State Fire Marshal
Fire Services Division Director

ELECTRICIANS		
License Type	Number Issued	Total Fees Collected
Apprentice	550	\$34,720.00
Journeyman	7,779	\$421,756.00
Master	4,714	\$246,455.00
Specialty	810	\$48,318.00
Temporary	156	\$4,350.00
TOTAL	14,009	\$755,599.00



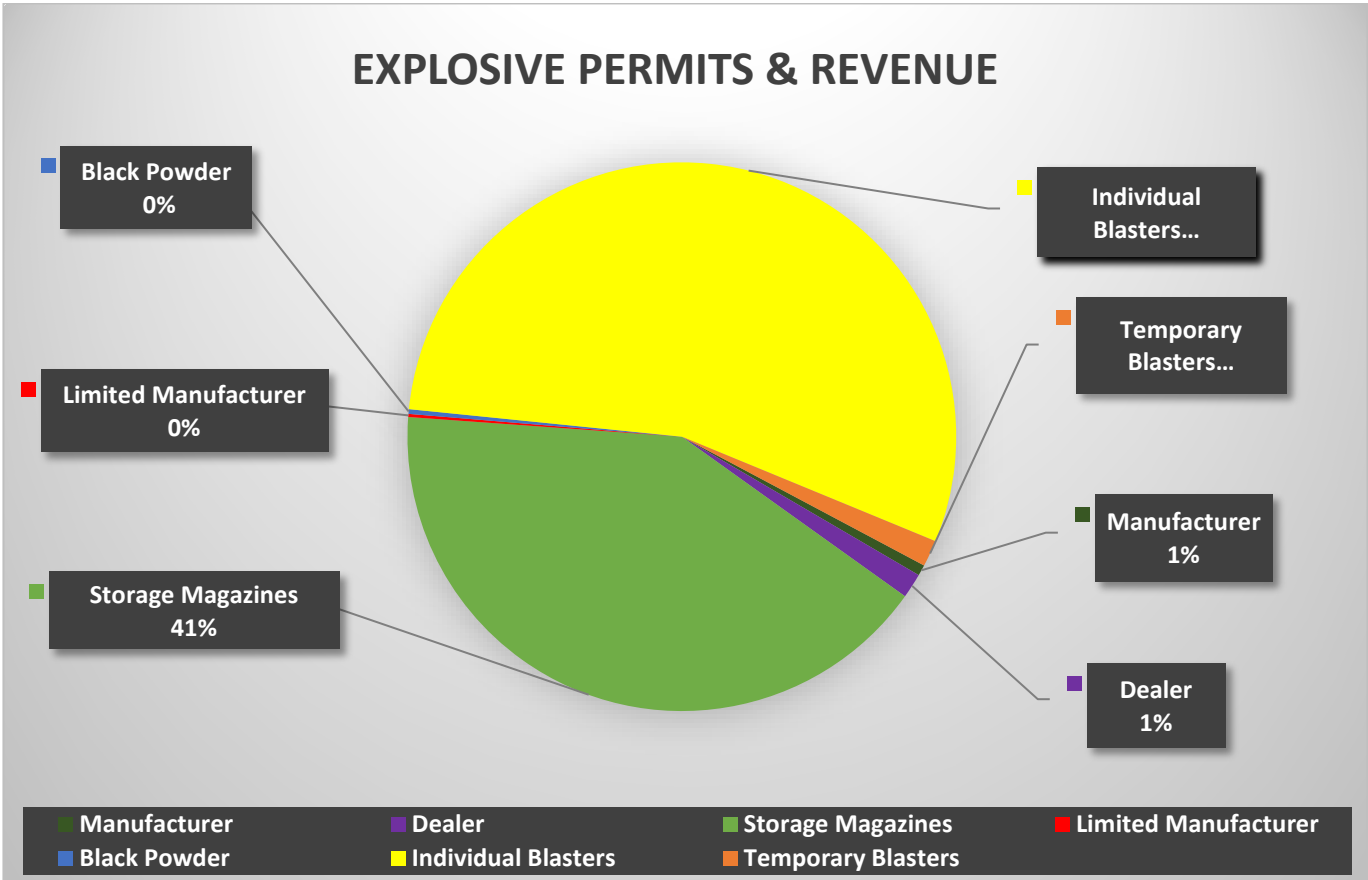
ADDITIONAL FEES		
Type	Total Number	Total Fees Collected
Duplicate Licenses	47	\$480.00
Letters of Good Standing	137	\$3,450.00
Test Applications	1,931	\$33,270.00
Total	2115	\$37,200.00




CODE OFFICIALS, FIRE PROTECTION WORKERS, & INSPECTORS		
License Type	Number Issued	Total Fees Collected
Building Code Officials	82	\$6,350.00
Fire Protection Workers	559	\$70,025.00
Electrical Inspectors	57	\$6,100.00
Home Inspectors	238	\$27,550.00
Total	936	\$110,025.00



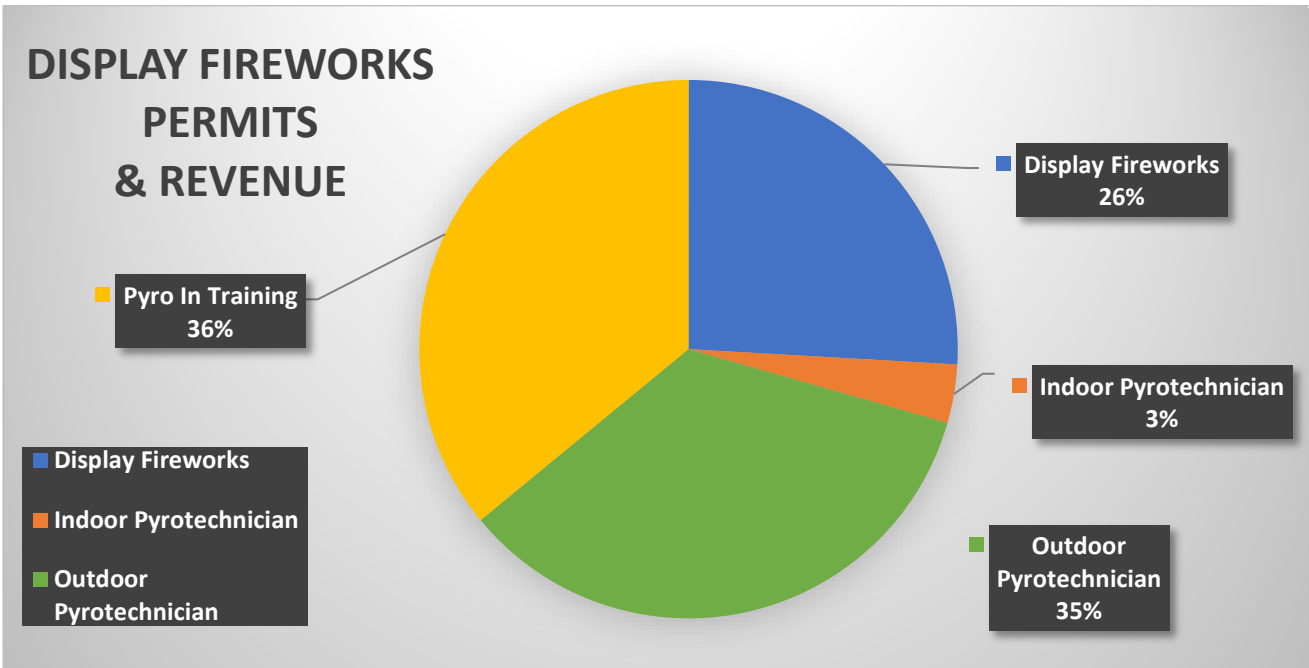
EXPLOSIVE PERMITS & REVENUE		
Type of Permit	Number Issued	Total Fees Collected
Manufacturer	7	\$7,040.00
Dealer	16	\$8,040.00
Storage Magazines	451	\$46,780.00
Limited Manufacturer	2	\$500.00
Black Powder	3	\$150.00
Individual Blasters	597	\$34,485.00
Temporary Blasters	17	\$1,430.00
Total	1093	\$98,425.00



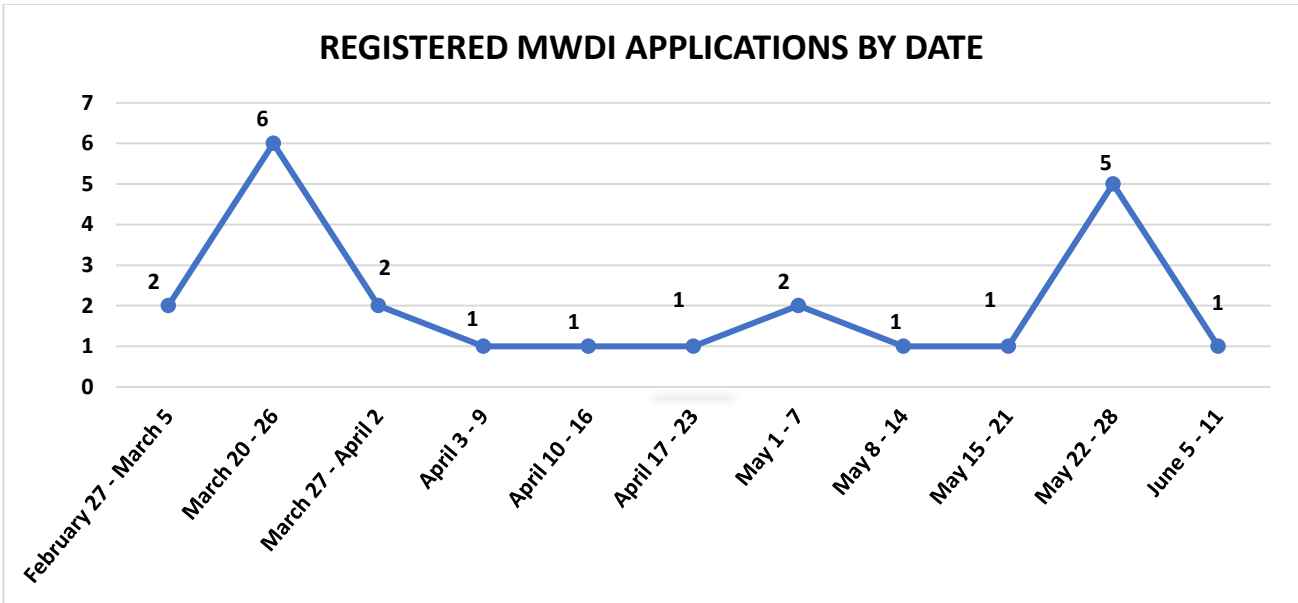
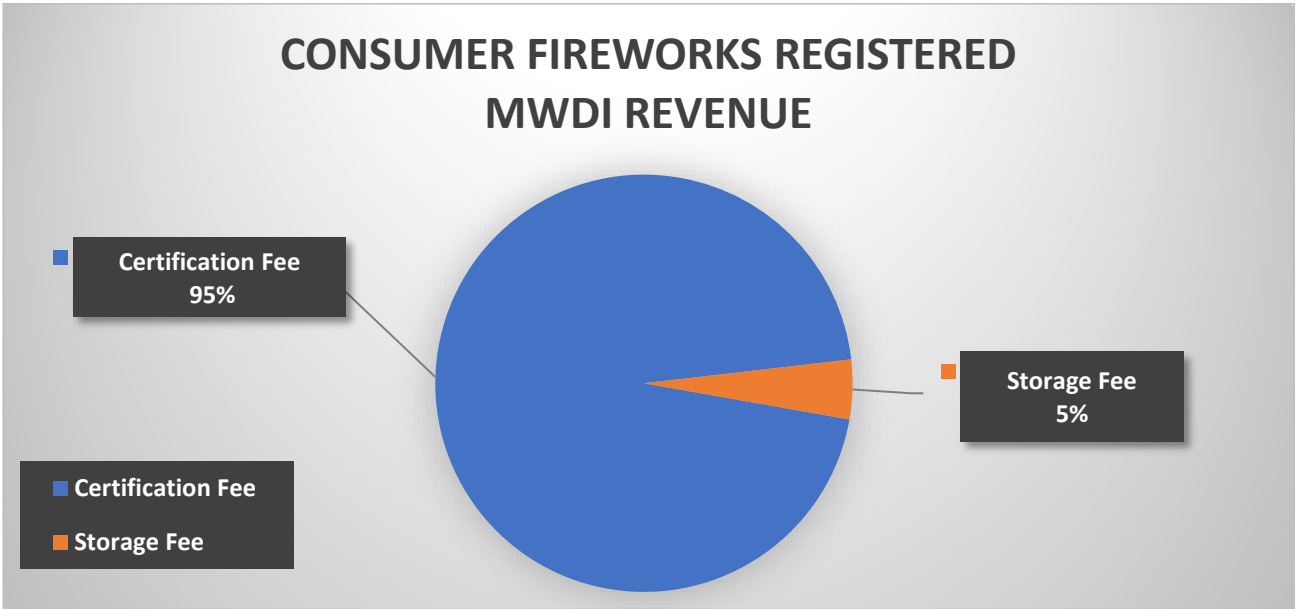
FIREWORKS RELATED PERMITS & REVENUE		
Type of Permit	Number Issued	Total Fees Collected
Display Fireworks	214	\$16,820.00
Pyrotechnician Licenses	315	\$6,660.00
Pyrotechnician In Training	297	\$6,020.00
Registered MWDI	23	\$12,420.00
Permanent	53	\$55,120.00
Temporary	224	\$120,960.00
Magazine Storage	194	\$19,400.00
Sparklers and Novelties	725	\$10,890.00
Total	2045	\$248,290.00



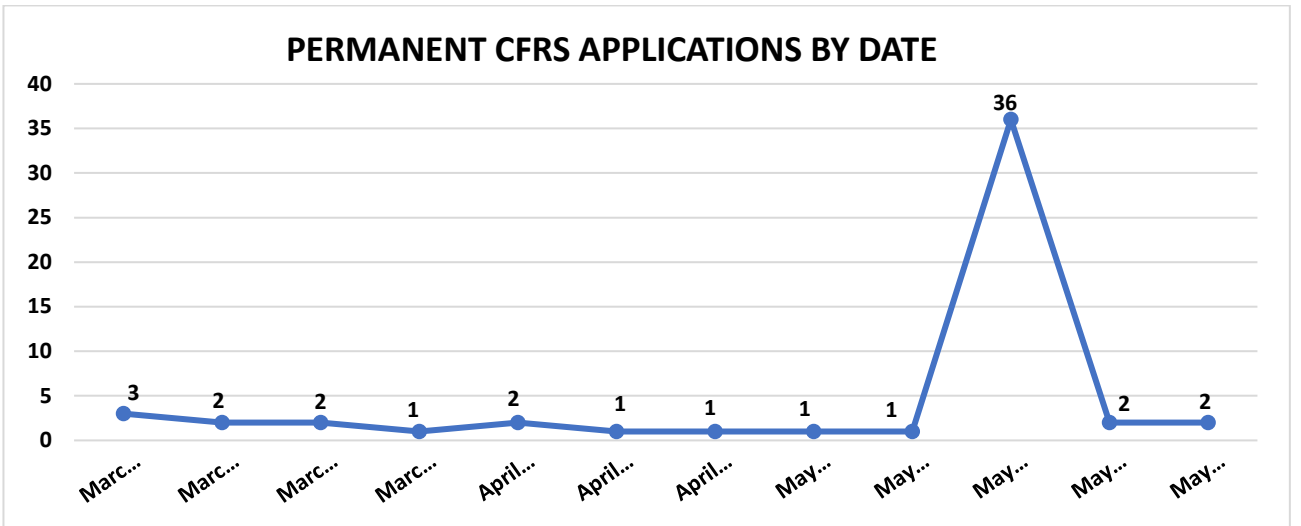
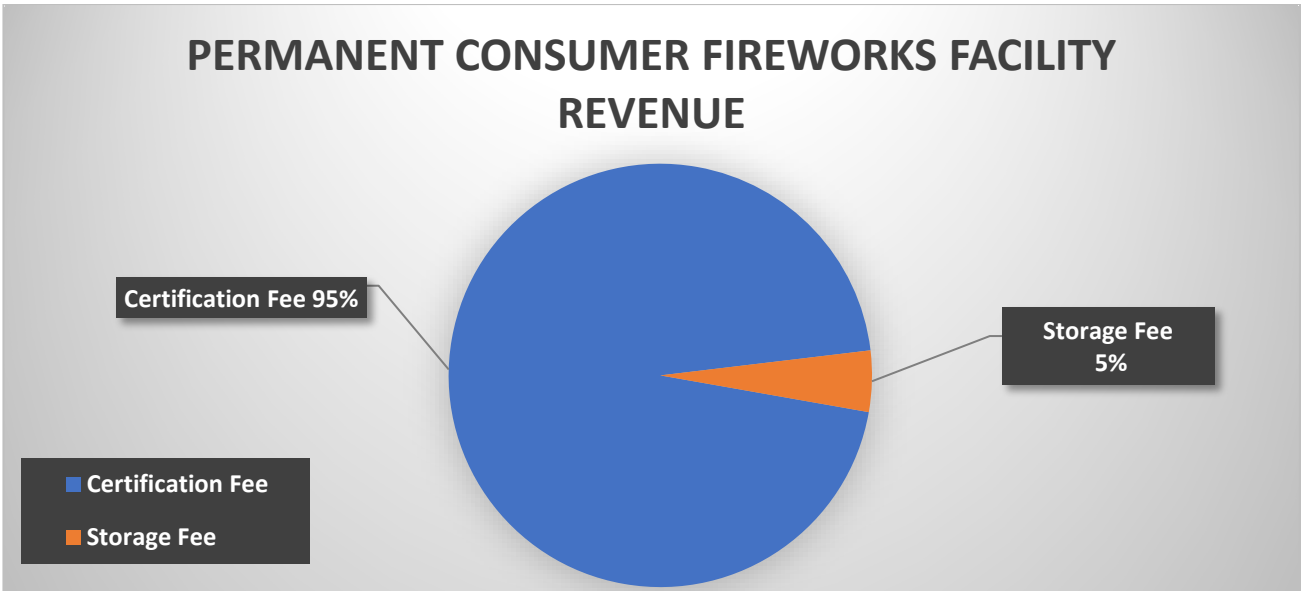
DISPLAY FIREWORKS PERMITS REVENUE		
Type of Permit	Number Issued	Total Fees Collected
Display Fireworks	214	\$16,820.00
Indoor Pyrotechnician	29	\$580.00
Outdoor Pyrotechnician	286	\$6,080.00
Pyro In Training	297	\$6,020.00
Total	826	\$29,500.00



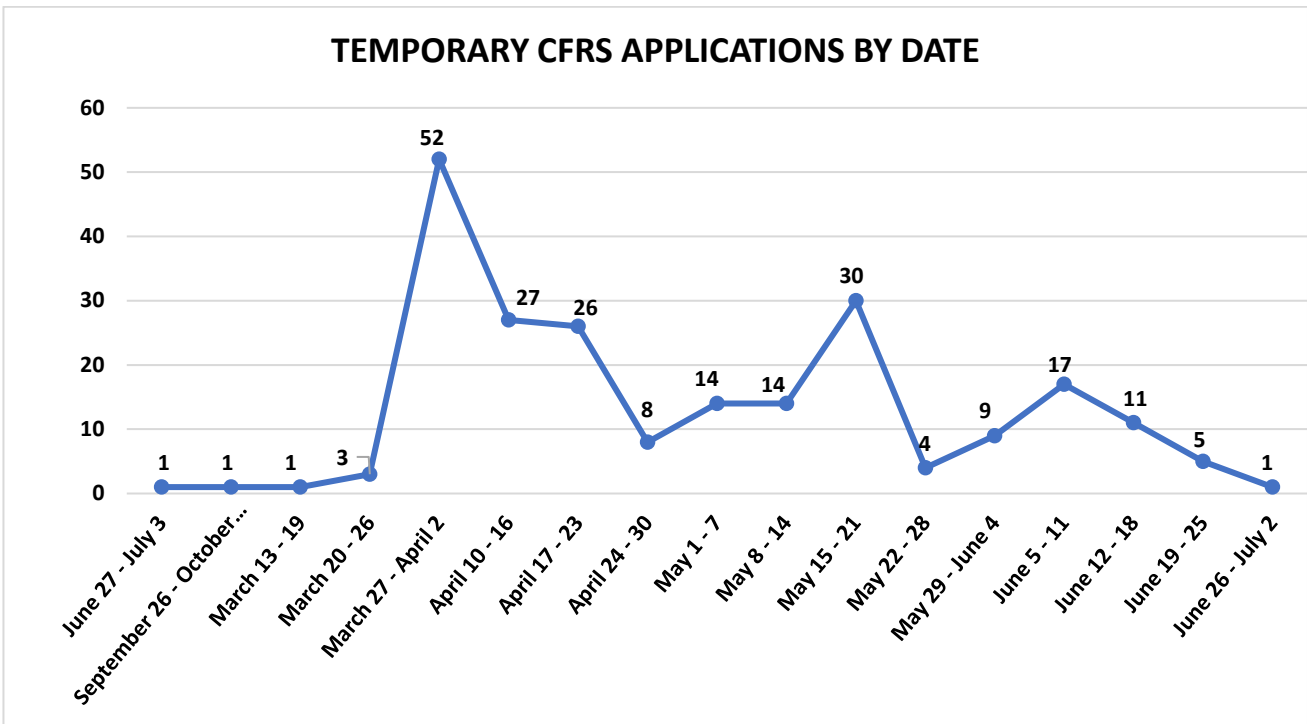
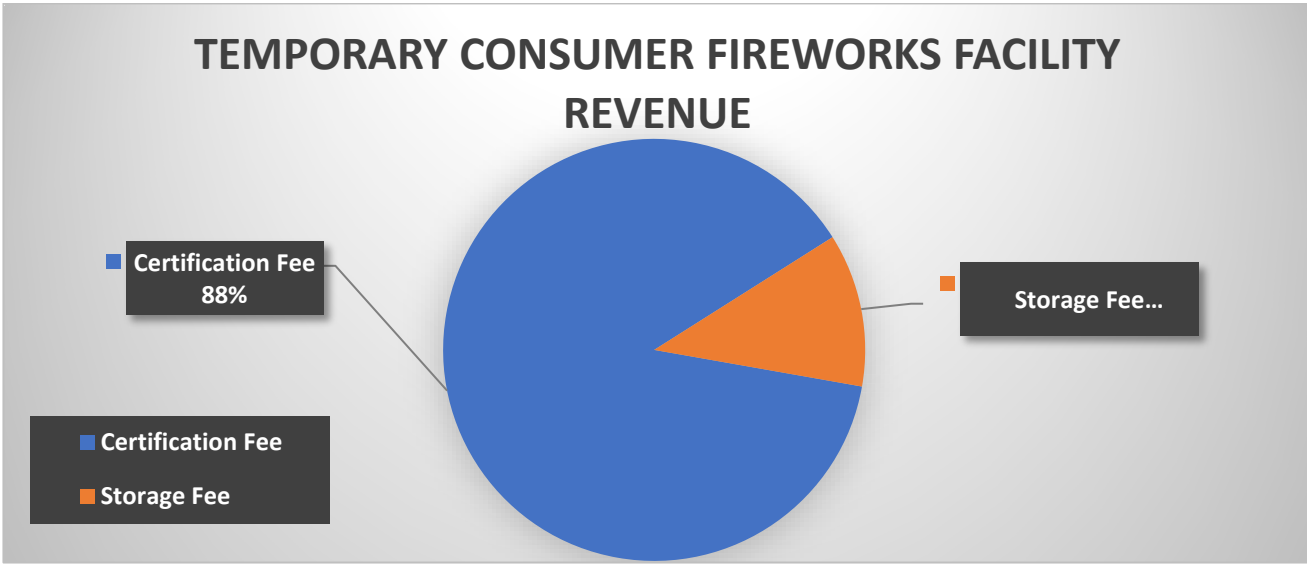
CONSUMER FIREWORKS REGISTERED MWDI REVENUE	
Type of Fee	Total Fees Collected
Certification Fee	\$12,420.00
Storage Fee	\$600.00
Total	\$13,020.00



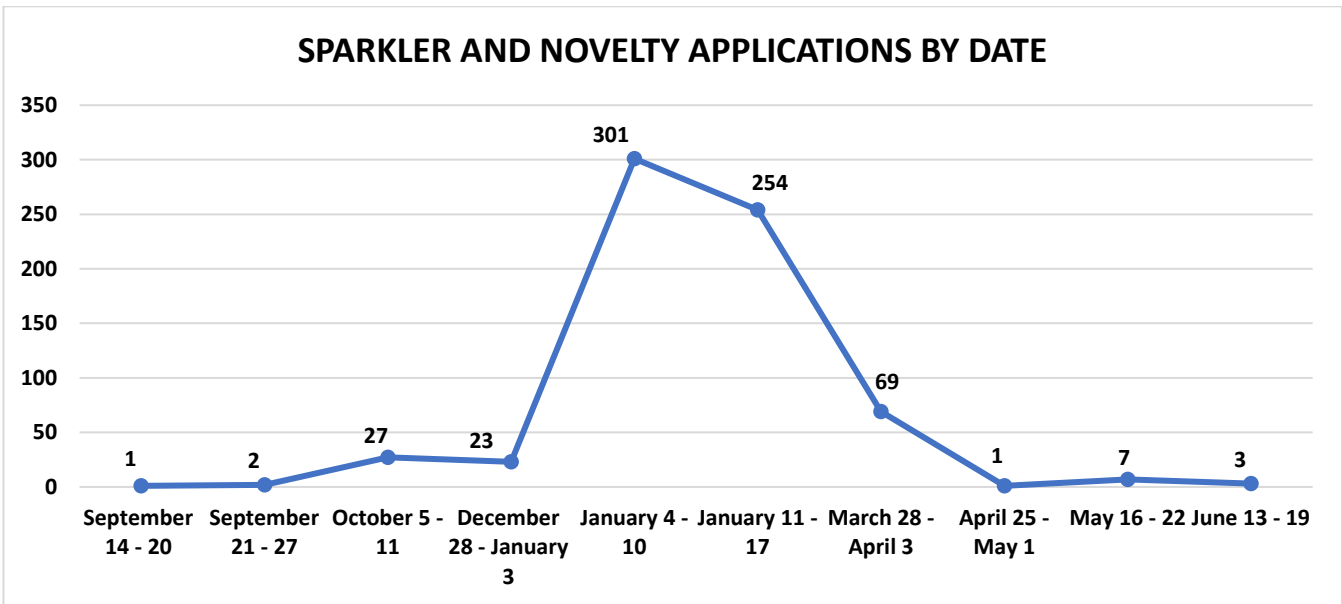
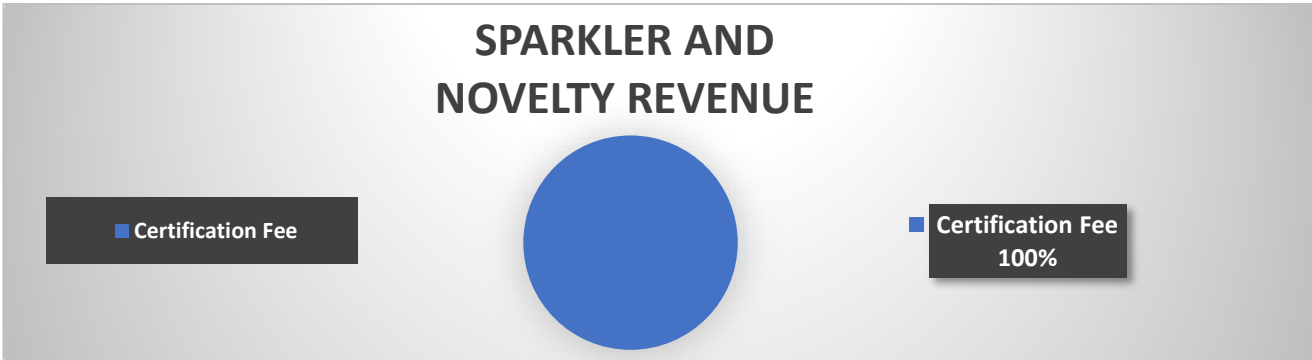
PERMANENT CONSUMER FIREWORKS FACILITY REVENUE	
Type of Fee	Total Fees Collected
Certification Fee	\$55,120.00
Storage Fee	\$2,700.00
Total	\$57,820.00



TEMPORARY CONSUMER FIREWORKS FACILITY REVENUE	
Type of Fee	Total Fees Collected
Certification Fee	\$120,960.00
Storage Fee	\$16,100.00
Total	\$137,060.00



SPARKLER AND NOVELTY REVENUE	
Certification Fee	\$10,890.00



Additional Breakdown of Licenses and Permits Issued FY 2021

Electrician Licenses

	Total #	Total Fees
Electrician License Issued:	14009	\$755,599.00
Apprentice	550	\$34,720.00
Journeyman	7779	\$421,756.00
Master	4714	\$246,455.00
Electric Sign	26	\$1,315.00
Elevator	0	\$0.00
HVAC	144	\$7,618.00
Low Voltage	553	\$29,000.00
Single Family Dwelling	87	\$10,385.00
Temporary Apprentice	138	\$3,450.00
Temporary Journeyman	15	\$750.00
Temporary Master	3	\$150.00
	Total #	
Temporary Electrician Licenses Issued:	156	\$4,350.00

Fire Protection Worker Licenses

	Total #	Total Fees
Fire Protection Worker Licenses Issued:	559	\$70,025.00
Design Layout Technician	32	\$5,850.00
Engineered Fire Suppression System Installer	21	\$2,100.00
Engineered Fire Suppression System Technician	3	\$150.00
Pre-Engineered Fire Suppression System Installer	76	\$7,175.00
Pre-Engineered Fire Suppression System Technician	18	\$1,075.00
Fire Extinguisher Technician	137	\$13,800.00
Fire Protection Damper Technician	33	\$2,500.00
Fire Protection Damper Technician In Training	5	\$300.00
Sprinkler Fitter Journeyman	178	\$30,750.00
Sprinkler Fitter In Training	56	\$6,325.00

Individual Blaster Licenses

	Total #	Total Fees
Individual Blaster Licenses Issued:	597	\$34,485.00
Class A Unlimited	202	\$15,300.00
Class B Aboveground	85	\$6,375.00
Class C Underground	0	\$0.00
Class D Demolition	18	\$1,425.00
Class E Seismic	1	\$50.00
Class F Agriculture	2	\$30.00
Class G Coal	47	\$1,880.00
Class G Helper	93	\$3,830.00
Class G Helper - Limited	8	\$320.00
Class G Special	141	\$5,275.00

Temporary Individual Blaster Licenses

	Total #	Total Fees
Individual Blaster Licenses Issued:	17	\$750.00
Class A Unlimited	2	\$150.00
Class B Aboveground	0	\$0.00
Class C Underground	0	\$0.00
Class D Demolition	0	\$0.00
Class E Seismic	0	\$0.00
Class F Agriculture	0	\$0.00
Class G Coal	0	\$0.00
Class G Helper	12	\$480.00
Class G Helper - Limited	0	\$0.00
Class G Special	3	\$120.00

Pyrotechnician Licenses

	Total #	Total Fees
Pyrotechnician Licenses Issued:	612	\$12,680.00
Indoor Pyrotechnician	29	\$580.00
Outdoor Pyrotechnician	286	\$6,080.00
Pyrotechnician In Training	297	\$6,020.00

Building Code Official Certifications

	Total #	Total Fees
Building Code Certifications Issued:	82	\$6,350.00
Code Official	19	\$1,525.00
Code Inspector	41	\$3,175.00
Code Plans Examiner	6	\$450.00
Provisional Code Official/Inspector/Plans Examiner	16	\$1,200.00

Electrical Inspector Certifications

	Total #	Total Fees
Electrical Inspector Certifications Issued:	57	\$6,100.00
Class A - One and Two Family Dwellings	15	\$1,600.00
Class B - All Structures	37	\$4,000.00
Class C - All Structures and Plans Review	5	\$500.00

Home Inspector Certifications

	Total #	Total Fees
Home Inspector Certifications Issued:	238	27,550

Company Explosive Permits

	Total #	Total Fees
Total Company Explosive Permits Issued:	479	\$62,510.00
Dealer	16	\$8,040.00
Manufacturer	7	\$7,040.00
Storage	451	\$46,780.00
Limited Manufacturer	2	\$500.00
Black Powder	3	\$150.00
	Total #	
Reviewed CE Permit Applications and Renewals	131	
Decommissioned CE Permits	17	

Public Display Fireworks Permits

	Total #	Total Fees
Total Public Display Fireworks Permits Issued:	214	\$16,820.00

Exam Applications

	Total #	Total Fees
Exam Applications Processed:	1931	\$33,270.00
Apprentice	723	\$7,230.00
Journeyman	714	\$15,815.00
Master	362	\$6,905.00
Electric Sign	2	\$50.00
Elevator	0	\$0.00
HVAC	13	\$325.00
Low Voltage	83	\$1,820.00
Single Family Dwelling	18	\$405.00
Fire Damper Technician	8	\$400.00
Indoor Pyrotechnician	0	\$0.00
Outdoor Pyrotechnician	8	\$320.00
	Total #	
Graded Exams:	1395	

Miscellaneous

	Total #	Total Fees
Letters of Good Standing Issued:	137	\$3,450.00
Duplicate Licenses Issued and Misc:	47	\$480.00
Returned Applications and Renewals:	667	

Summary:

Licenses Issued & Total License Fees:	15794	\$873,539.00
Certifications Issued & Total Certification Fees:	377	\$40,000.00
Permits Issued & Total Permit Fees:	693	\$79,330.00
Exam Applications Processed & Total Exam Fees:	1931	\$33,270.00
Misc Issued & Total Misc Fees:	184	\$3,930.00

Consumer Fireworks

	Total #	Total Fees
Permanent	53	\$55,120.00
Temporary	224	\$120,960.00
Wholesaler	23	\$12,420.00
Outdoor Storage	194	\$19,400.00
Sparklers and Novelties	725	\$10,890.00

Summary:

CFRS Certificates Issued & Total CFRS Fees:	1219	\$218,790.00
---	------	--------------

EVP'S

	Total #
EVP'S Issued:	572

Fire Department Services Section

Mission and Responsibilities

The West Virginia State Fire Marshal's Office, Fire Department Services Division is responsible for duties that include administration and oversight for all fire and non-fire data collected through the National Fire Incident Reporting System (NFIRS), related data analysis, fire department training requirements, evaluations, certification, and decertification of fire departments, investigations, and approval and issuance of emergency vehicle permits for all West Virginia fire departments and certain other entities.

The Fire Department Services Division oversees, consults, and assists all 439 certified fire departments in the State of West Virginia and provides information and guidance to new and existing fire departments seeking certification or re-certification.

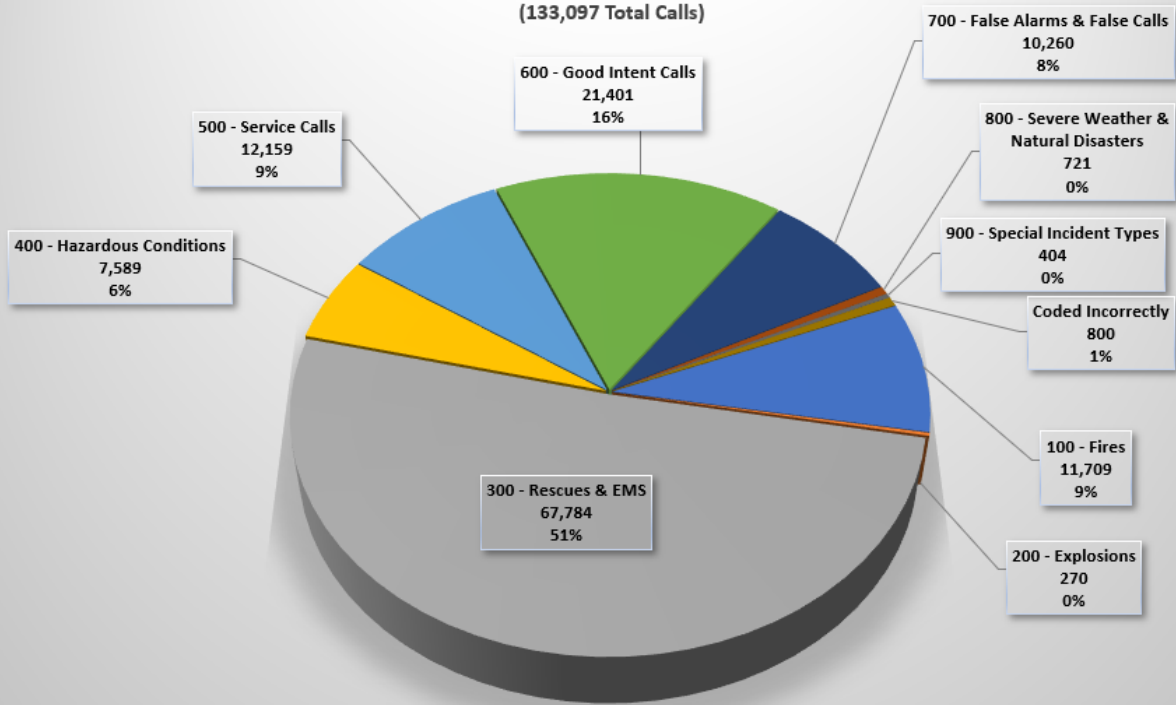
The following is a summary report for the fiscal year 2020-2021:

- Completed 0 Field evaluations of Fire Departments due to Covid. 0 Fire Departments were Re-Certified..
- Received and investigated 21 complaints involving fire departments.
- Issued 572 Emergency Vehicle Permits (141 Apparatus and 431 Private).
- Deactivated 403 Emergency Vehicle permits (54 Apparatus and 349 Private).
- Denied 99 Emergency Vehicle Permit applications due to expired or missing documentation (19 Apparatus and 80 Private).
Total current active EVPs is 6,224 (3,310 Apparatus and 2,914 Private).
- Answered approximately 1,100 calls by office personnel, with the majority of those asking for assistance with the National Fire Incident Reporting System (NFIRS).
- Answered approximately 4,200 calls by field personnel, with the majority of those relating to evaluations, training, worker's comp issues, boundary disputes, and complaints.
- Assisted 54 Fire Departments with grant research using data from NFIRS.
- Assisted several outside agencies with research, varying in nature, using data from NFIRS or funding applications.
- Offered remote tech support for NFIRS related issues using the Bomgar Support Portal. A total of 22 remote tech support sessions were held.
- Processed 14,249 messages (up 9,032 from last year) on the *WVFIRS – WV Fire Incident Reporting System* workspace on Slack.com, to better assist our departments with their incident reporting. Our members in FY2021 total 594 (up 314 from last year), representing ALL 55 counties (up 4 from last year), and 259 fire departments (up 79 from last year)
- Processed and evaluated 59 Fire Officer Equivalencies (19 Fire Officer 1, 40 Fire Officer 2). A total of 59 (19 FO1, 40 FO2) were approved.
- Processed 139 FOIA requests for incident reports which were compiled.
- Assisted with 3 LODDs in Harrison, Berkeley and Preston Counties.
- Processed 82 WV Volunteer Fire Department Equipment and Training Grant applications for Round 1. This is the first grant offered by the Fire Commission. Of that number, 80 were approved, 2 were disqualified (due to not being a volunteer department). The total amount requested was \$748,527.87, and the total amount granted was \$437,726.45.

Due to Legislation allowing for a grace period for submission of fire loss data, Fiscal year 2020-2021 will not be available until after January 01, 2022. The following data is from Calendar year 2020 (January 01-December 31). A total of 133,097 responses (down 7,393 from last year) were reported by all West Virginia Fire Departments. Attached are charts and graphs depicting a limited breakdown of those responses.

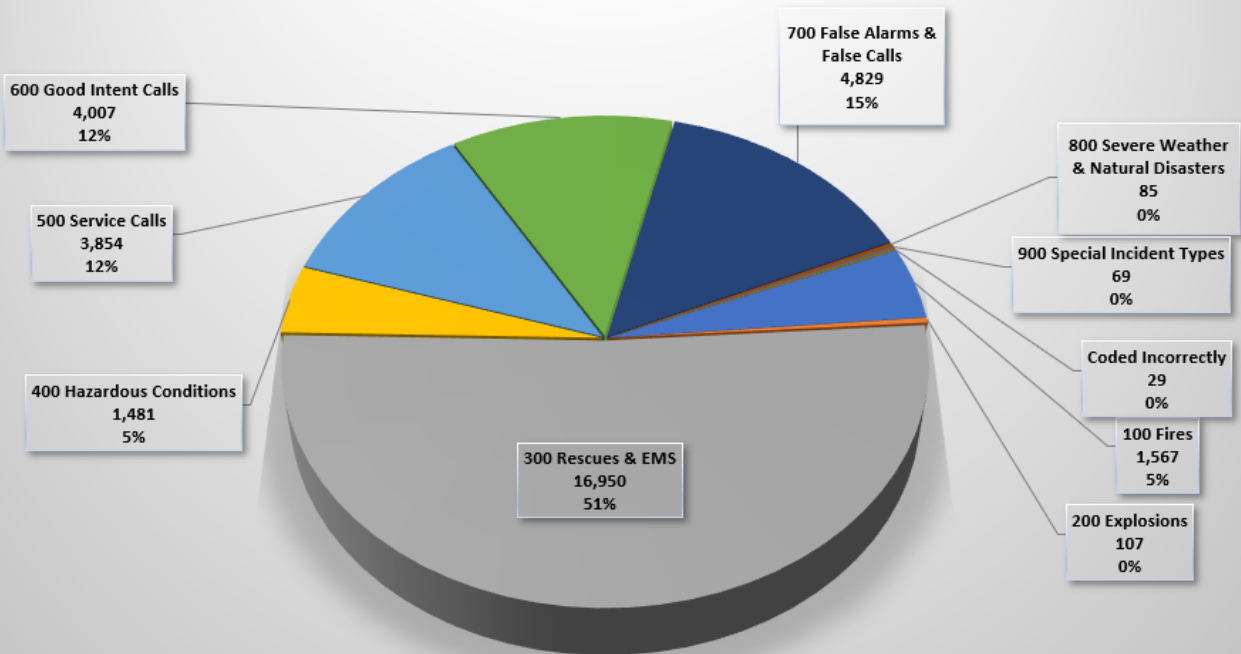
CY2020 All Call Types

All Departments
(133,097 Total Calls)

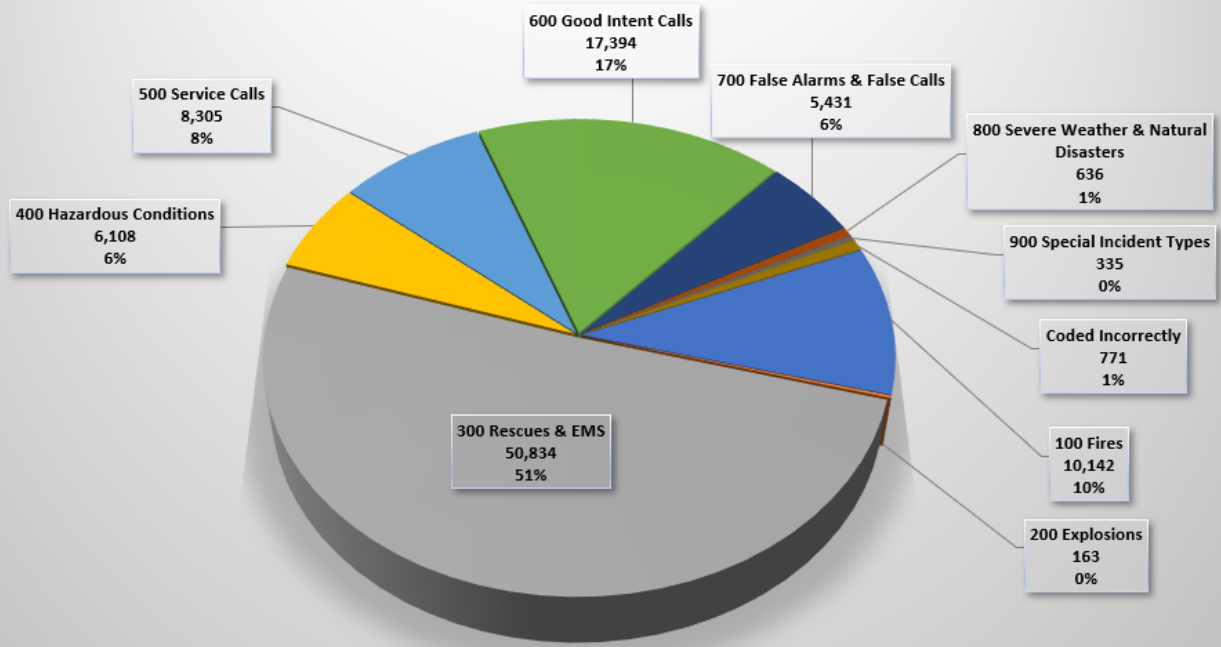


CY2020 All Call Types

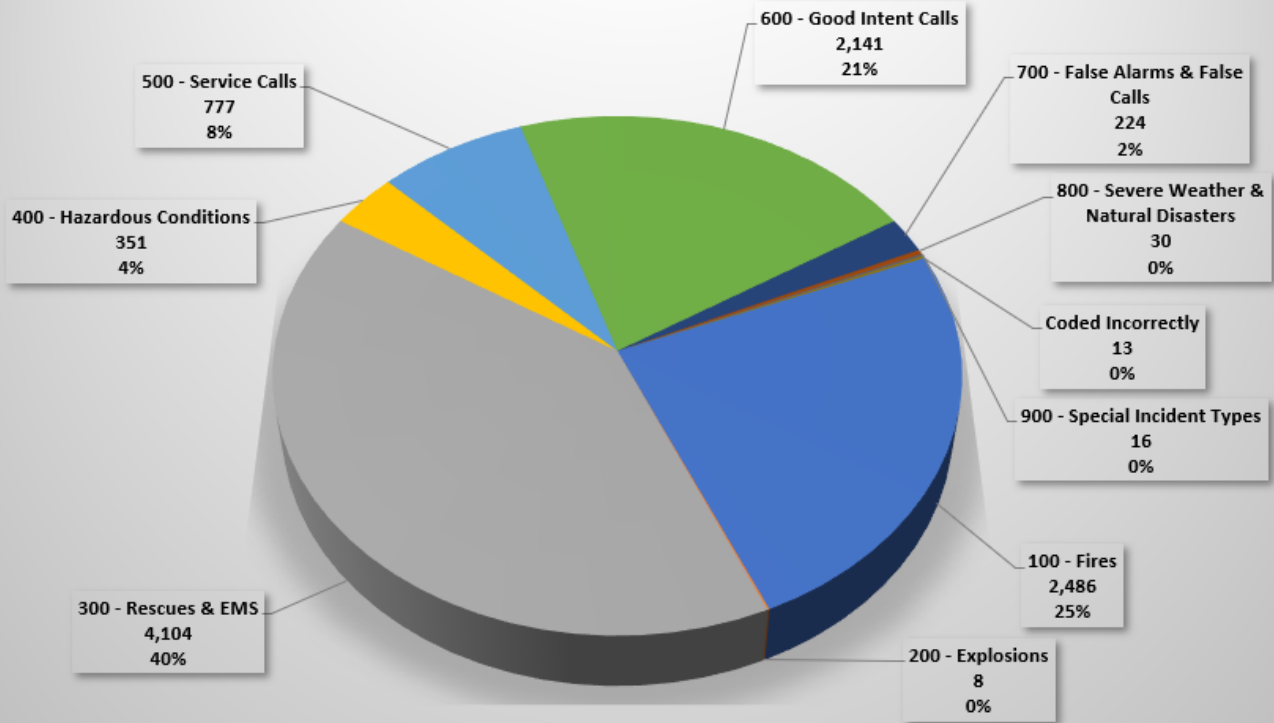
Paid Departments
(32,978 Calls out of 133,097 Total Calls)



CY2020 All Call Types
Volunteer and Part-Paid Departments
 (100,119 Calls out of 133,097 Total Calls)



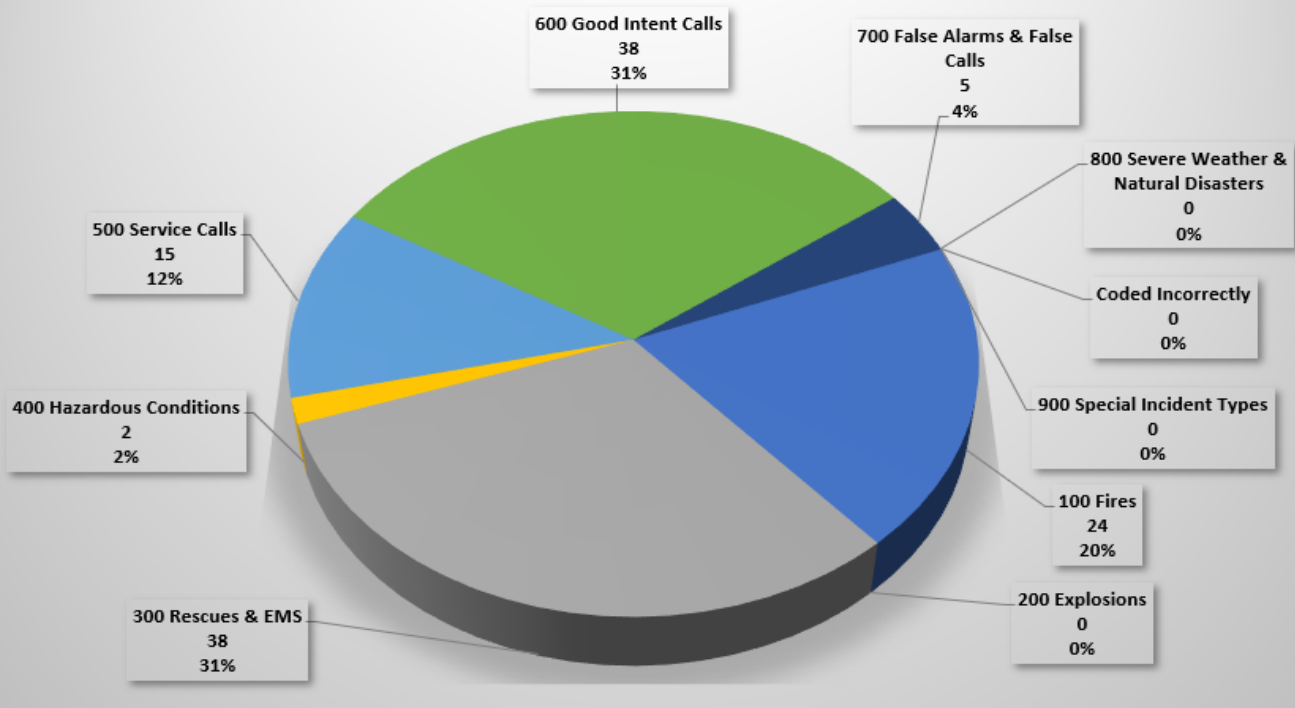
CY2020 Mutual Aid Given Calls
All Departments
 (10,150 Calls out of 133,097 Total Calls)



CY2020 Mutual Aid Given Calls

Paid Departments

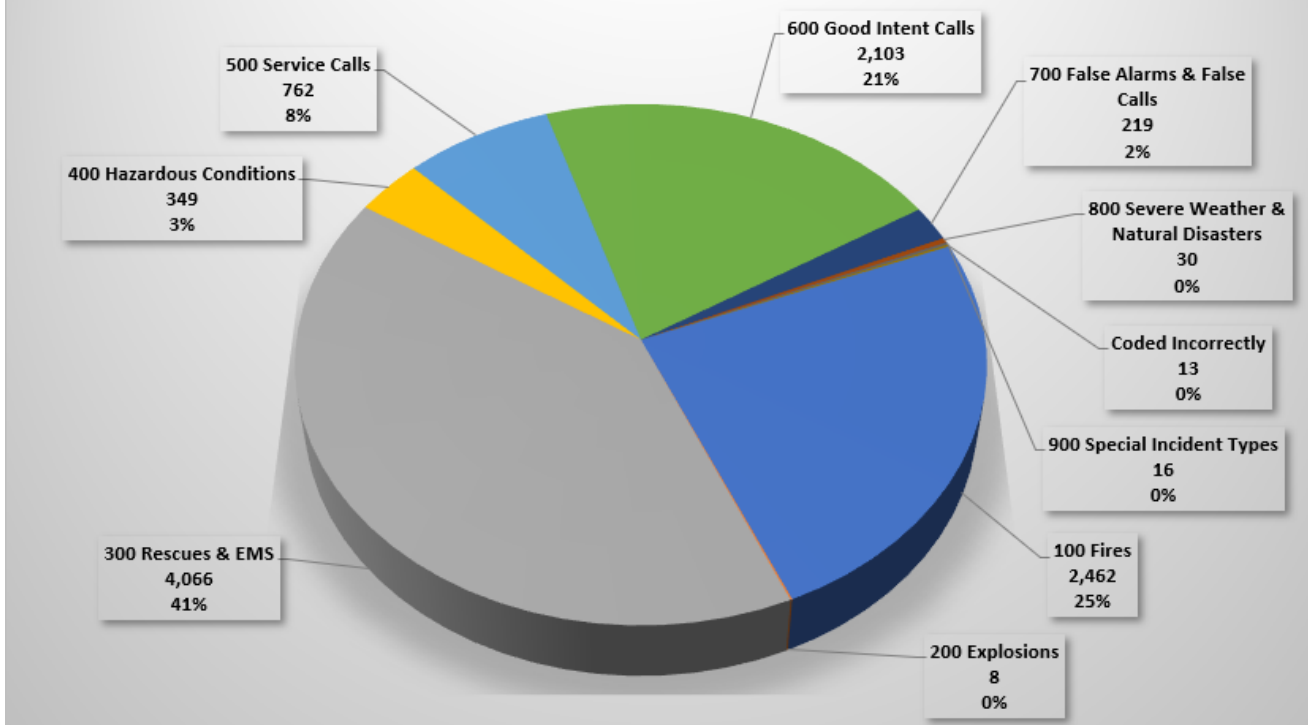
(122 Calls out of 133,097 Total Calls)



CY2020 Mutual Aid Given Calls

Volunteer and Part-Paid Departments

(10,028 Calls out of 133,097 Total Calls)



	100	200	300	400	500	600	700	800	900			
	Fire	Over-pressure, Rupture, Explosion, Overheat (No Fire)	Rescue & EMS	Hazardous Conditions (No Fire)	Service Calls	Good Intent Calls	False Alarm & False Calls	Severe Weather & Natural Disasters	Special Incident Type	Coded Incorrectly	Grand Total	
1	Barbour	100	0	288	24	79	123	6	0	3	9	632
2	Berkeley	415	10	1,742	473	253	1,539	797	18	16	1	5,264
3	Boone	313	2	591	115	75	310	46	13	32	10	1,507
4	Braxton	158	0	791	106	62	165	26	3	2	11	1,324
5	Brooke	117	4	1,146	75	173	278	95	30	4	5	1,927
6	Cabell	577	14	1,855	390	372	1,062	1,125	42	22	0	5,459
7	Calhoun	26	0	41	17	5	4	2	2	3	3	103
8	Clay	60	0	434	40	3	24	3	5	0	1	570
9	Doddridge	70	0	166	24	70	12	5	7	0	14	368
10	Fayette	261	3	603	278	190	269	97	24	4	11	1,740
11	Gilmer	15	0	53	22	34	0	9	1	0	3	137
12	Grant	96	1	288	12	35	102	2	1	1	3	541
13	Greenbrier	219	1	1,458	198	338	308	307	6	7	12	2,854
14	Hampshire	243	2	486	60	135	259	34	0	0	1	1,220
15	Hancock	132	5	1,355	198	89	236	210	1	1	2	2,229
16	Hardy	92	2	131	57	30	73	16	0	3	3	407
17	Harrison	401	7	6,172	334	745	1,124	376	72	6	49	9,286
18	Jackson	147	1	618	66	34	377	60	6	3	7	1,319
19	Jefferson	331	7	5,682	128	203	1,084	260	5	10	1	7,711
20	Kanawha	1,672	33	6,374	684	1,781	2,939	2,105	9	51	52	15,700
21	Lewis	130	2	819	128	47	357	30	5	0	3	1,521
22	Lincoln	165	0	226	44	30	46	20	4	1	8	544
23	Logan	215	1	724	160	819	252	101	46	3	41	2,362
24	Marion	351	4	2,577	373	681	1,009	248	31	1	45	5,320
25	Marshall	211	14	1,516	259	185	424	116	17	8	12	2,762
26	Mason	108	0	254	52	55	111	29	57	13	5	684
27	McDowell	231	1	386	80	130	119	29	18	41	30	1,065
28	Mercer	310	4	738	280	233	365	230	19	11	19	2,209
29	Mingo	201	7	562	43	182	68	73	23	8	11	1,178
30	Mineral	380	5	2,896	104	287	884	193	13	4	122	4,888
31	Monongalia	487	9	1,663	333	575	1,542	858	26	3	37	5,533
32	Monroe	70	0	110	29	30	41	10	1	0	1	292
33	Morgan	164	2	330	68	67	352	34	1	0	15	1,033
34	Nicholas	169	7	1,131	88	171	211	82	29	2	41	1,931
35	Ohio	200	52	5,554	251	1,062	1,182	798	14	6	2	9,121
36	Pendleton	73	1	172	14	39	67	7	1	1	1	376
37	Pleasants	32	0	220	35	35	42	9	1	0	5	379
38	Pocahontas	80	2	820	84	26	180	78	0	2	8	1,280
39	Preston	204	0	677	96	95	254	39	18	13	22	1,418
40	Putnam	273	4	1,709	122	199	636	299	5	2	1	3,250
41	Raleigh	448	19	4,284	362	535	684	435	37	24	2	6,830
42	Randolph	169	4	670	121	149	211	49	19	8	11	1,411
43	Ritchie	98	1	364	77	94	140	26	15	0	12	827
44	Roane	112	3	254	41	52	43	13	1	8	21	548
45	Summers	98	0	204	90	42	81	33	3	5	3	559
46	Taylor	98	1	225	40	121	62	25	0	3	0	575
47	Tucker	45	0	226	55	50	51	23	0	1	5	456
48	Tyler	49	0	378	99	153	52	14	0	0	1	746
49	Upshur	177	1	1,220	140	143	389	63	12	3	67	2,215
50	Wayne	202	3	1,624	36	34	255	132	5	25	20	2,336
51	Webster	41	2	111	10	11	21	3	0	0	9	208
52	Wetzel	98	3	793	107	153	59	58	16	3	13	1,303
53	Wirt	45	0	94	14	17	6	18	0	0	0	194
54	Wood	385	25	3,306	379	883	831	480	30	7	2	6,328
55	Wyoming	145	1	673	74	68	86	24	9	30	7	1,117
	Grand Total	11,709	270	67,784	7,589	12,159	21,401	10,260	721	404	800	133,097

FIRE SAFETY INSPECTION & PLANS REVIEW DIVISION

Deputy State Fire Marshal Allan D. Casto



Bridgeport Recreation Center – Harrison County

I. INTRODUCTION

The Fire Safety Inspection/Plans Review Division is mandated by Chapter 15A, Article 10 "Fire Prevention and Control Act" to conduct fire and life safety inspections in all types of occupancies except one and two family dwellings. The division's duties and responsibilities also include, but are not limited to:

- Issuance of citations for fire code violations, including but not limited to, locking, or blocking of exits, tampering with fire protection equipment, and blocking fire lanes
- Conducting fire investigations in buildings that are normally inspected by the Fire Inspection division
- Enforcement of fireworks regulations; monitoring of display sites, investigation of complaints, seizure of illegal fireworks
- Enforcement of blasting regulations and inspection of explosives magazines, investigation of blasting complaints
- Enforcement of forest fire burning law
- Assistance to the Fire Investigation Division on large loss fires or fatalities
- Assistance to law enforcement agencies when requested
- Assistance to local fire departments when requested
- Assistance to federal government in the implementation of the Federal Hotel/Motel Fire Safety Act
- Providing aid and assistance in disasters
- Regulation of aboveground storage tanks containing flammable liquids
- Assistance to the Licensing & Regulatory Division in the enforcement of the licensing programs, electrician, fire protection worker, fireworks, blasters, etc.
- Administering licensing tests
- Assistance with conducting fire department evaluations/follow-ups
- Conducting fire safety training educational seminars and public fire education

The Division consists of one (1) Field Deputy Fire Marshal, three (3) Assistant Fire Marshal III (Field Supervisors), seventeen (17) Assistant Fire Marshals, and one (1) Fire Safety Plans Examiner Supervisor. The year began with one (1) Fire Safety Plans Examiners, but another Fire Safety Plans Examiner was hired in March of 2021. The Division also consists of one (1) Divisional Secretary and two (2) Office Assistants. The Assistant Fire Marshals are assigned to a designated geographical territory, ranging from two (2) to six (6) counties. Five (5) Divisional personnel are trained and certified to assist with the review of plans, when necessary, in addition to their inspection duties. All Assistant Fire Marshals serve as liaisons for all Fire Marshal services with local fire departments, municipal governments, and the general public.

II. FIRE SAFETY INSPECTIONS

This fiscal year, five thousand eight hundred ninety-four (5,894) fire safety inspections, consultations, and complaints were conducted by the Division. A spreadsheet and pie chart are provided within this report to show which types of inspections were conducted by occupancy type. Educational occupancy, which includes all inspections for day cares, colleges, and universities, as well as public and private schools, continues to dominate the largest number of inspections completed within the Division. Also included in this report are two charts which demonstrate the number of complaints and system inspections that were conducted, by occupancy, and a spreadsheet that presents the number of licensing checks completed by each Assistant Fire Marshal within the Division by each type of license (electrician, fire protection worker, low voltage, and pyrotechnician).

The professional development of our divisional staff continues to be a high priority. Our focus for a large portion of this past fiscal year has been on providing a few technological and software improvements. Several of our divisional personnel have been working diligently together with a company called Image Trend, to develop a software program, Elite, in hopes to enhance the efficiency of workflow and make our services more accessible to our customers. We also constantly strive to expand our skills and knowledge by attending advanced educational programs as well, when available.

In addition to fire safety inspections, a significant number of hours were invested in fire safety training and educational programs, administering licensing tests, assisting the Fire Investigation Division, as well as other agencies, and department-specific training. Additional educational programs include in-service training given to county school system maintenance personnel and educational staff(s), presentations given to various organizations and associations, upon request, to provide detailed information pertaining to fire and life safety, office meetings with Building Code Officials, construction teams, etc.

Numerous citations were issued this past fiscal year for various fire code violations, ranging from locked exits, illegal storage of fireworks to improper licensing and illegal/improper explosives/blasting.



*WVU Reynolds Hall
College of Business and Economics
Monongalia County*

Some of our most significant projects that continued during this past fiscal year are the Proctor and Gamble complex in Berkeley County; Rockwool, an insulation company located in the Eastern Panhandle; and the College of Business and Economics, an expansion to West Virginia University's Reynold's Hall in Monongalia County.

MORE PROJECTS ...

Below are a few more of the larger projects that were under construction in West Virginia over the past fiscal year.



Cacapon State Park Lodge Addition



Morgan County



Procter & Gamble



Berkeley County



Baker Heights Fire Station

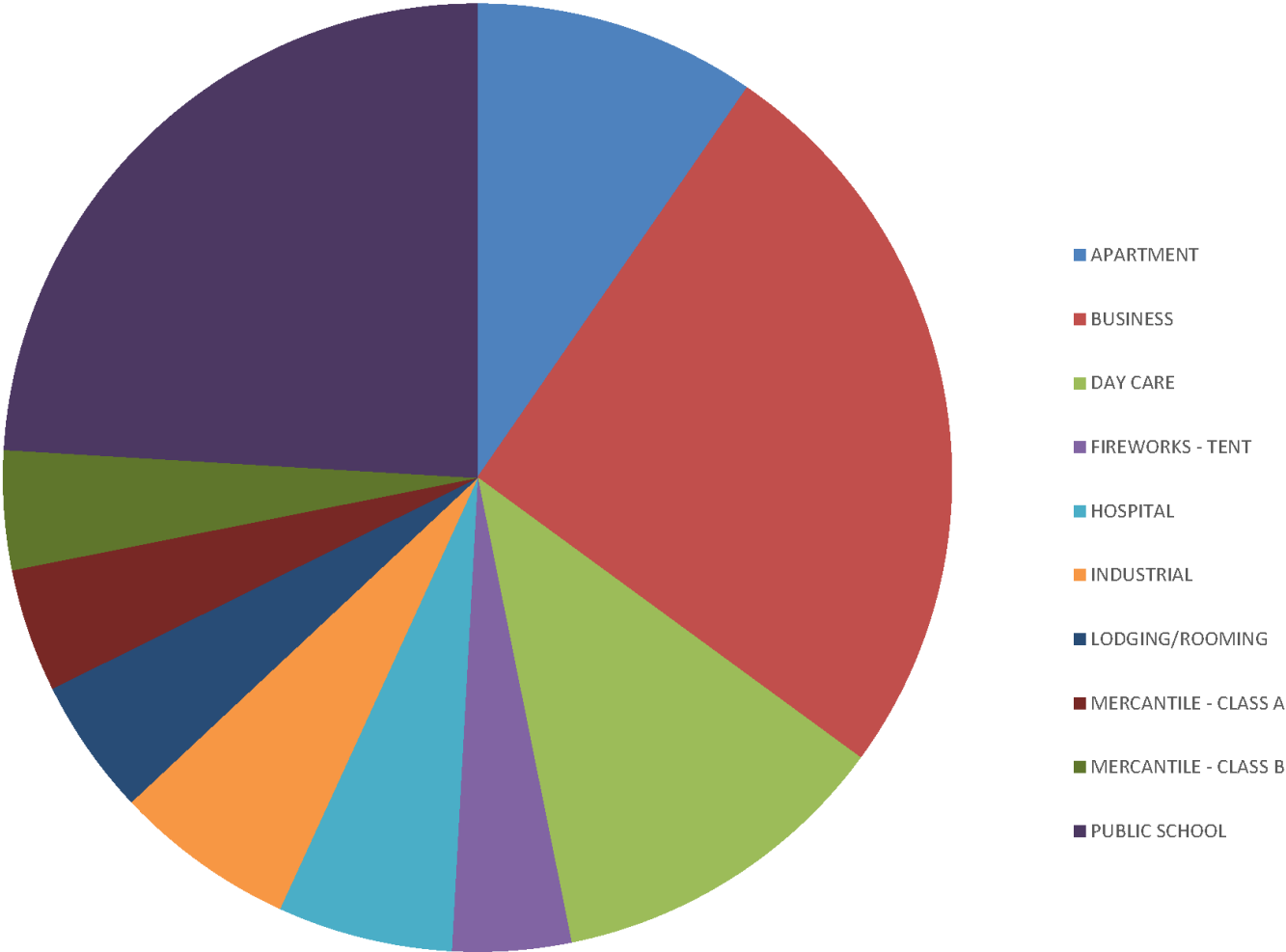


Berkeley County

FIRE SAFETY INSPECTIONS BY OCCUPANCY - FY 2021

	INITIAL	CONST INSP	SYSTEM	ANNUAL	FOLLOW UP	FINAL	FINAL W/ CO	COMPLAINTS	CONSULT	DIVISION TOTALS
ASSEMBLY	29	225	72	12	19	19	20	18	23	437
Class A	1	89	17	7	2	1	3	1	4	125
Class B	7	83	21	2	4	5	4	5	10	141
Class C	21	53	34	3	13	13	13	12	9	171
BUSINESS	105	441	58	351	44	30	57	7	27	1120
DETENTION	0	5	11	46	1	0	0	0	1	64
EDUCATIONAL	104	178	45	1423	40	26	12	5	30	1863
Day Cares	94	15	6	441	34	9	2	1	8	610
Schools	10	162	36	979	6	15	10	3	19	1240
Colleges & Universities	0	1	3	3	0	2	0	1	3	13
HEALTH CARE	1	110	14	227	3	18	17	2	10	402
Hospitals	1	91	4	139	1	17	9	1	8	271
Nursing Homes	0	19	10	84	2	1	6	1	0	123
Ambulatory Care	0	0	0	4	0	0	0	0	2	6
INDUSTRIAL	2	188	15	2	2	8	10	2	7	236
MERCANTILE	23	295	62	4	20	37	31	29	12	513
Class A	1	103	33	1	4	12	7	15	2	178
Class B	0	131	12	2	4	11	12	6	1	179
Class C	22	61	17	1	12	14	12	8	9	156
RESIDENTIAL	58	532	67	279	20	67	50	38	49	1160
Hotel/Motel	1	86	13	3	4	1	6	3	2	119
Apartments	1	329	16	7	2	38	20	22	4	439
Dormitory	9	9	5	44	1	2	0	0	1	71
Rooming/Lodging	25	57	18	74	9	17	20	6	0	226
Dwellings	2	3	1	15	0	1	0	7	1	30
Board & Care	20	48	14	136	4	8	5	0	3	238
STORAGE	4	48	16	3	5	3	13	1	6	99
TOTALS	326	2022	360	2347	154	208	210	102	165	5,894

LIFE SAFETY INSPECTIONS BY OCCUPANCY - FY 2021



COMPLAINT INSPECTIONS

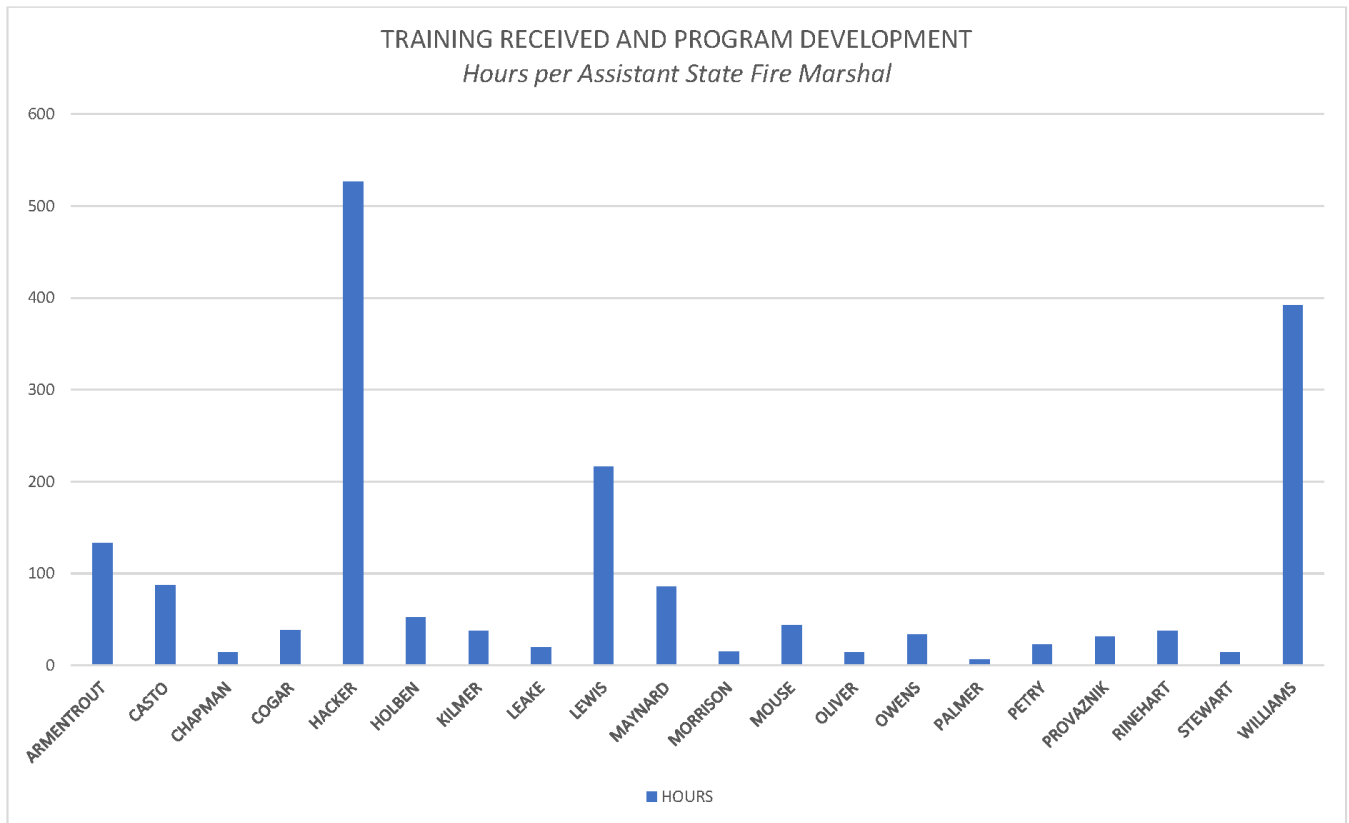
FY 2021	TYPE OF COMPLAINT					
	OCCUPANCY	BLASTING	ELECTRICAL	FIRE CODE	LICENSING	FIREWORKS
ASSEMBLY	0	1	18	1	0	20
BUSINESS	2	0	5	0	1	8
DETENTION	0	0	0	0	0	0
EDUCATIONAL	0	1	4	0	0	5
HAZARDOUS MATERIALS	0	0	0	0	0	0
HEALTH CARE	0	0	2	0	0	2
INDUSTRIAL	1	0	1	0	0	2
MERCANTILE	0	2	26	1	0	29
MISCELLANEOUS	19	1	8	0	2	30
RESIDENTIAL	2	7	29	0	1	39
STORAGE	0	1	0	0	0	1
TOTAL BY TYPE	24	13	93	2	4	136

SYSTEM INSPECTIONS

FY 2021	TYPE OF SYSTEM								
	OCCUPANCY	AES	FAS	FM200	FIRE PUMP	GENERATOR	HVAC	SMOKE MGMT	SPKR
ASSEMBLY	44	17	1	0	1	3	0	6	72
BUSINESS	5	33	2	0	3	3	2	10	58
DETENTION	0	4	0	7	0	0	0	0	11
EDUCATIONAL	6	30	0	1	0	4	0	4	45
HAZARDOUS MATERIALS	0	0	0	0	0	0	0	0	0
HEALTH CARE	1	5	0	0	6	0	0	2	14
INDUSTRIAL	1	5	1	0	0	1	0	7	15
MERCANTILE	21	20	0	0	0	4	1	16	62
MISCELLANEOUS	5	9	1	1	0	1	0	5	22
RESIDENTIAL	13	35	0	0	2	2	0	15	67
STORAGE	2	3	3	1	0	1	1	5	16
TOTAL BY TYPE	98	161	8	10	12	19	4	70	382

LICENSE CHECKS BY LICENSE TYPE FY 2021

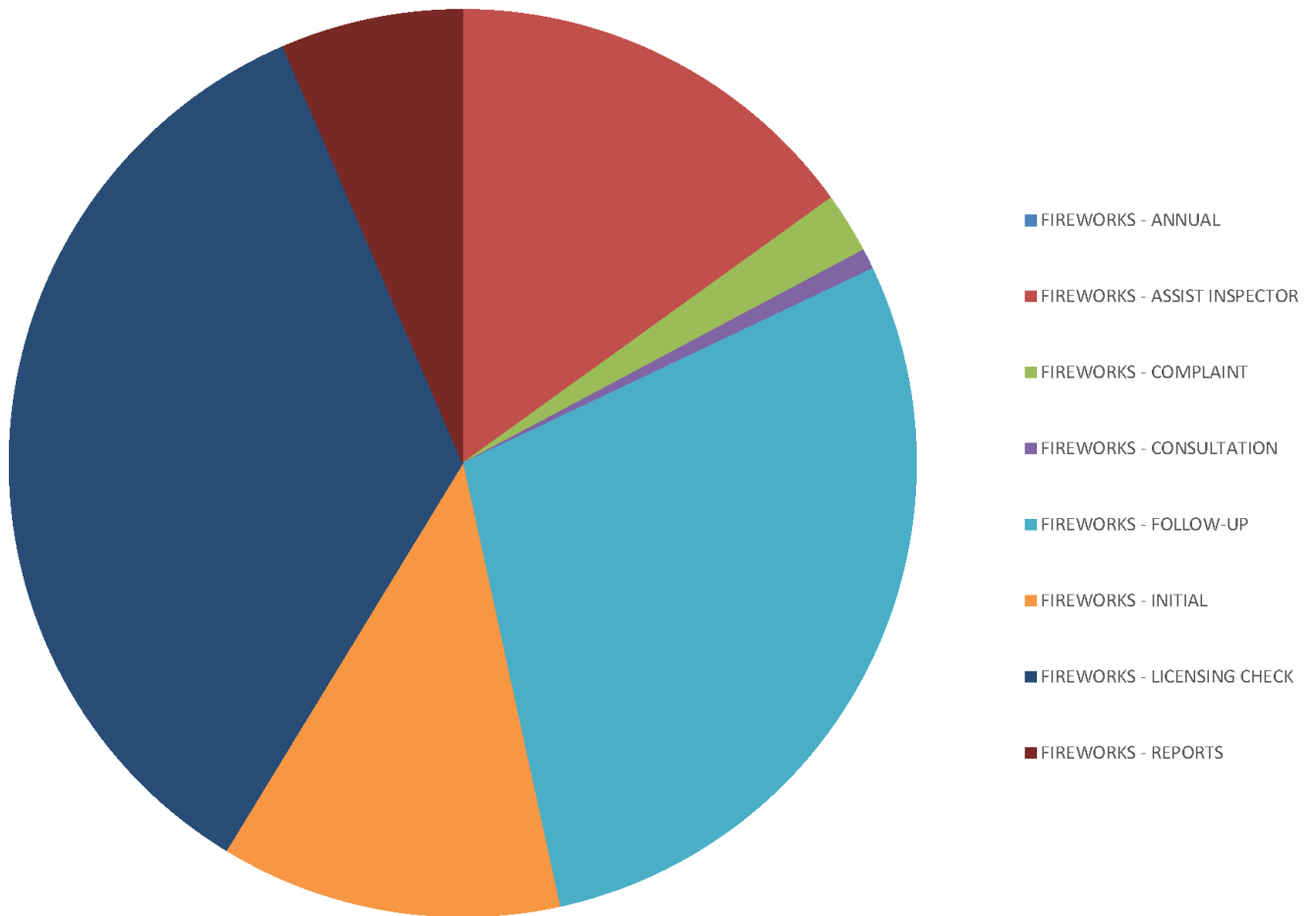
	ELECTRICIAN	FPW	LOW VOLTAGE	PYROTECH	TOTAL
ARMENTROUT	0	0	0	0	0
CASTO, A	0	0	0	0	0
CASTO, B	0	0	0	0	0
CHAPMAN	5	0	0	0	5
COGAR	0	0	0	0	0
HOLBEN	0	0	0	0	0
KILMER	20	0	0	9	29
LEAKE	0	0	0	0	0
LEWIS	0	0	0	0	0
MAYNARD	4	2	1	0	7
MORRISON	0	0	0	0	0
MOUSE	12	0	0	6	18
OLIVER	19	7	3	0	29
OWENS	9	0	0	0	9
PALMER	4	2	0	5	11
PETRY	0	0	0	4	4
PRICE	0	0	0	7	7
PROVAZNIK	0	0	0	28	28
RINEHART	0	0	0	9	9
STEWART	0	0	0	2	2
WILLIAMS	4	0	0	35	39
TOTAL BY TYPE	77	11	4	105	197



Grand Total of Hours of Training for the Inspection Division FY 2021 was **1829.25** hours.



FIREWORKS INSPECTIONS - FY 21



III. PLANS AND REVIEW SECTION

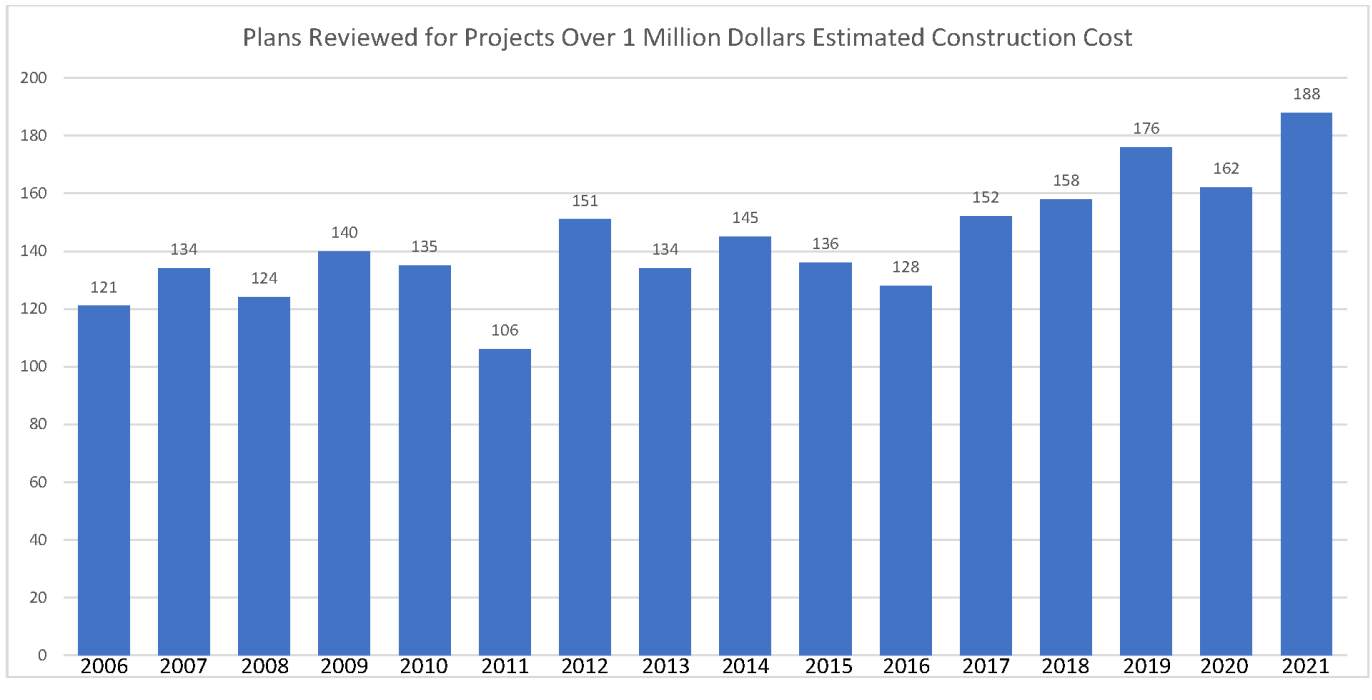
This fiscal year, the Plans and Review section reviewed, one thousand three hundred thirteen (1,313) sets of plans, as shown in the spreadsheet which displays the amount of plans reviewed per occupancy. An additional three hundred and eighty-one (381) reviews were completed on Plans Resubmittals and/or Revisions, as calculated in the spreadsheet which details the number of plans reviewed by type. In the past five years, we have reviewed and provided construction inspections for occupancy over five and a half billion dollars of revenue for the agency.

The Plans and Review Section accomplishes a formal review of the plans when construction documents are submitted. This is an in-depth review of all architectural, mechanical, electrical, and plumbing plans for code compliance. Specialized systems such as fire alarms, automatic sprinkler systems, hood suppression, and smoke management systems are other types of plans that may be submitted to our office for review.

The Fire Safety Plans Examiners dedicate a significant amount of time and research to telephone calls, email correspondence, and walk-in consultations with architects, engineers, contractors, and owners to assist with code interpretations, as well as assisting the public in answering general fire code-related questions. Through these opportunities of consultations and correspondence, the Plans Examiners can assist designers and owners with proper code requirements during the early developmental stages of the project. Although these consultations and points of contact are not a formal review of plans, this process has proven to eliminate costly and time-consuming changes during the design and construction phase of the project and bridges the gap to prevent lack of knowledge due to poor communication between our office and the public.

The professional development of our divisional staff continues to be a high priority. The Fire Safety Plans Examiners have joined forces with the Inspection team currently working to assist in the development of the new software, Elite, for the Inspections and Plans Review Division. Additionally, we have added 40" flat screen, smart televisions on swivel mounts to each of the four Plan Review tables to allow for a more precise review of larger-scaled, digital plans. Our divisional personnel are constantly striving to improve their skills and knowledge by attending advanced educational programs.





Above is a graph showing an overview of the number of projects that have been reviewed by the Plan Review Division over the past fifteen (15) years with an estimated construction cost over one million dollars per project. FY 2021 has dominated previous years with a total of 188 projects over the one-million-dollar mark in estimated construction cost.



PLANS REVIEWED BY OCCUPANCY FY2016 - FY2021

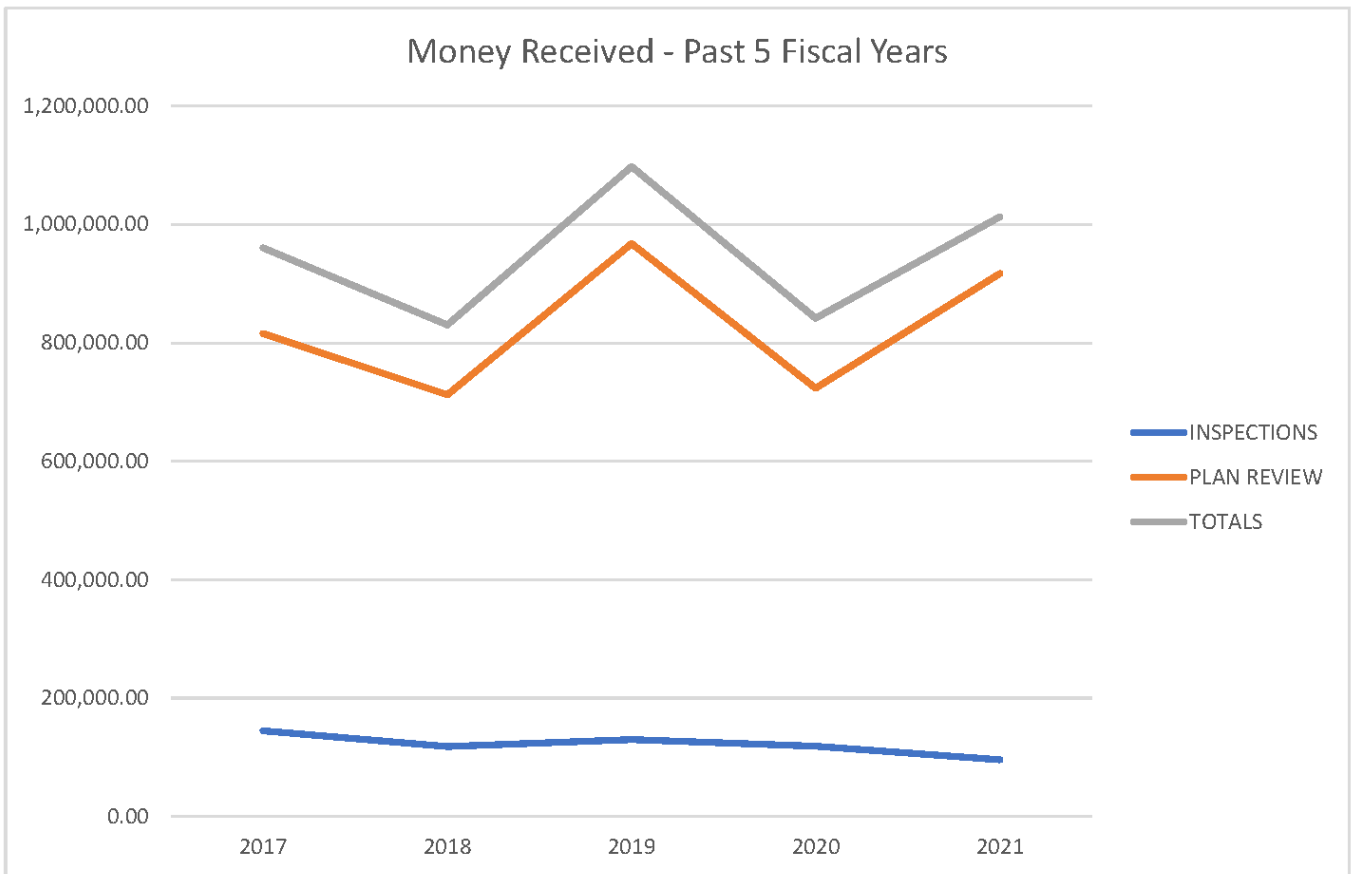
OCCUPANCY	2016	2017	2018	2019	2020	2021
ASSEMBLY	151	144	131	119	125	216
BUSINESS	240	264	218	311	305	312
DAY CARE	140	118	131	109	103	25
DETENTION	4	5	6	7	5	5
EDUCATIONAL	252	213	198	154	110	116
HEALTH CARE	250	314	229	230	261	91
INDUSTRIAL	306	344	310	296	305	73
MERCANTILE	57	62	132	99	53	266
RB&C	70	70	88	61	53	40
RESIDENTIAL	15	15	9	20	23	114
STORAGE	18	16	34	40	219	55
TOTAL BY TYPE	1503	1565	1486	1446	1562	1313

PLANS REVIEWED BY TYPE FY2016 - FY2021

TYPE OF PLAN	2016	2017	2018	2019	2020	2021
ARCHITECTURAL	648	643	549	617	726	758
FIRE ALARM SYSTEM	283	294	308	256	234	412
SPRINKLER SYSTEM	120	141	165	134	169	310
HOOD SUPPRESSION SYS	410	439	406	374	412	155
AGST	4	6	2	0	0	22
FM 200	21	27	37	36	6	16
CARPET	17	15	16	19	8	20
UNCLASSIFIED	0	0	3	10	7	1
TOTAL BY TYPE	1503	1565	1486	1446	1562	1694

MONEY RECEIVED FY2017 - FY2021

SECTION	2017	2018	2019	2020	2021
INSPECTIONS	144,679.00	118,024.00	130,016.00	118,751.00	95,742.00
PLAN REVIEW	815,837.46	712,194.00	967,511.00	723,015.00	917,177.00
TOTALS	960,516.46	830,218.00	1,097,527.00	841,766.00	1,012,919.00



Investigation Division



Jackson County/Photo provided by Local Law Enforcement

2021 Annual Report



Fire Investigation Division

STAFF

Division Director:

DSFM Jason D. Baltic, CFI, CFEI

Field Personnel:

Northern Regional Supervisor: ASFM George Harms, CFEI, CVFI

Southern Regional Supervisor: ASFM Robert Rodes II, CFI, CFEI

ASFM Shawn Alderman, CFI, CFEI

ASFM Ronald Ayersman, CFI, CFEI

ASFM Paul Alloway, CVFI, CFI

ASFM Timothy Chastain, CFEI, CVFI

ASFM Justin England, FIT, CFEI

ASFM Larry T. Hamrick, FIT, CFEI

ASFM James Lewis

ASFM Rick Sovastion, ECT, CVFI

ASFM Joseph Vacchio, CFEI, CVFI

Secretary: Valerie Lacy



DSFM Baltic



ASFM Rodes



Ms. Valerie Lacy



ASFM Harms



ASFM Alderman



ASFM Alloway



ASFM Ayersman



ASFM Chastain



ASFM England



ASFM Hamrick



ASFM Lewis



ASFM Sovastion



ASFM Vacchio



Berkeley County/Photo by DSFM Baltic

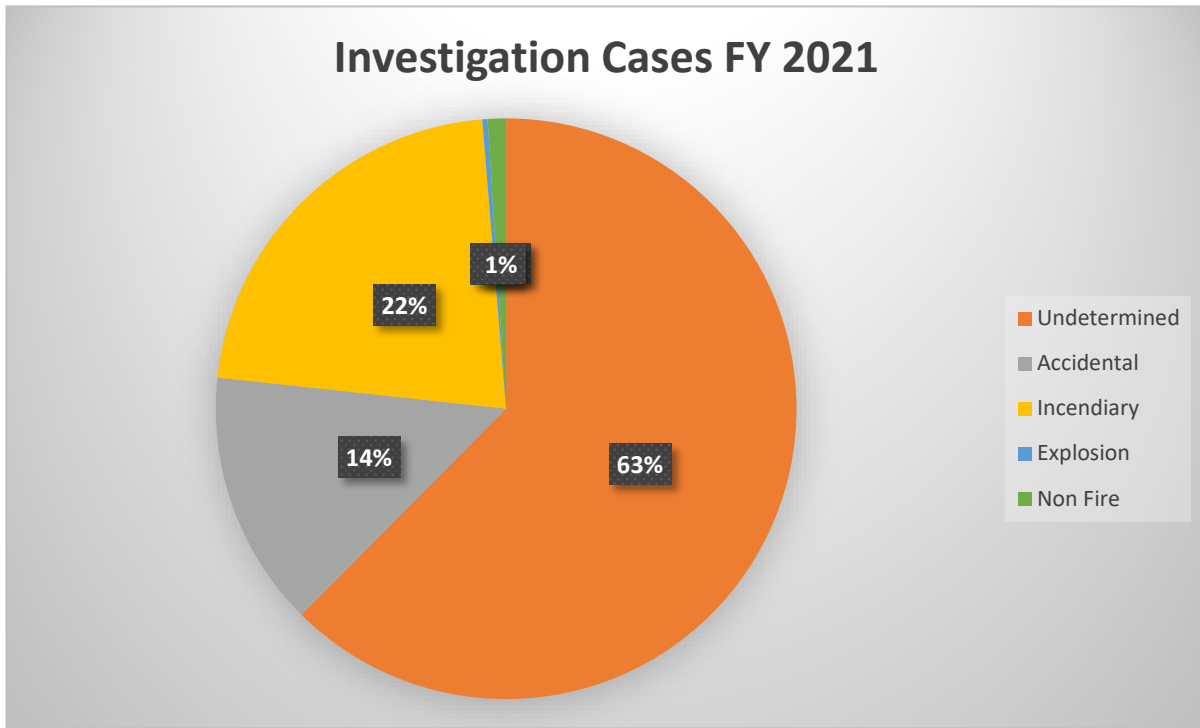
INTRODUCTION

The Investigation Division current authorized staffing level is one (1) Field Deputy State Fire Marshal, two (2) Field Supervisors, nine (9) Assistant State Fire Marshals, and one (1) Secretary, when fully staffed.

Each Fire Marshal has a designated geographical territory ranging in size from two (2) to eight (8) counties, depending on their size and population. The Fire Marshal's primary duties encompass all aspects of fire/arson identification and enforcement including determining fire origin and cause, fire death investigations, executing state or federal search/arrest warrants and subsequently providing expert testimony in criminal and civil trials. In addition, each Fire Marshal is responsible for explosives related investigation/enforcement in their respective areas.

Many non-arson related violations are identified during an arson investigation, and are generally referred to other federal, state, or local law enforcement agencies for investigation/prosecution.

Investigation Cases FY 2021



INVESTIGATIONS CASES WORKED

There was a total of six hundred, ninety-three (693) incidents called in to the Arson Hotline requesting an investigation in the fiscal year 2021.

Out of the six hundred, ninety-three (693) cases worked by State Fire Marshal investigators, one hundred, fifty-one (151) of those were determined to be Incendiary, ninety-eight (98) were classified as Accidental, two (2) were classified as Explosion, and four hundred, twenty-nine (429) were of Undetermined cause. In addition, there were seven (7) Non-fire incidents.

Incidents are called into the West Virginia Fire Marshal Hotline (1-800-233-3473, FIRE) and are, from there, sent to the Deputy State Fire Marshal for the Investigation Division as well as Southern and Northern Regional Supervisors. Cases are assigned based on geographical area and by the investigator's case load. Each Investigator has a primary area assigned to them for emergency response.



Berkeley County/Photo by ASFM Harms

FIRE FATALITIES

There were sixty (60) fatalities during the 2021 fiscal year, the result of fifty-six (56) fires. Six (6) of these fires resulted in multiple fatalities. Out of the fifty-six (56), thirty-four (34) were classified as Undetermined, sixteen (16) as Accidental, and five (5) as Incendiary. One (1) fatality, classified as a non-fire incident, has been included for statistical purposes.

The State of West Virginia is still above the national average by population for fire fatalities. However, through public education and assistance programs, the WV SFMO is working toward lowering those numbers.

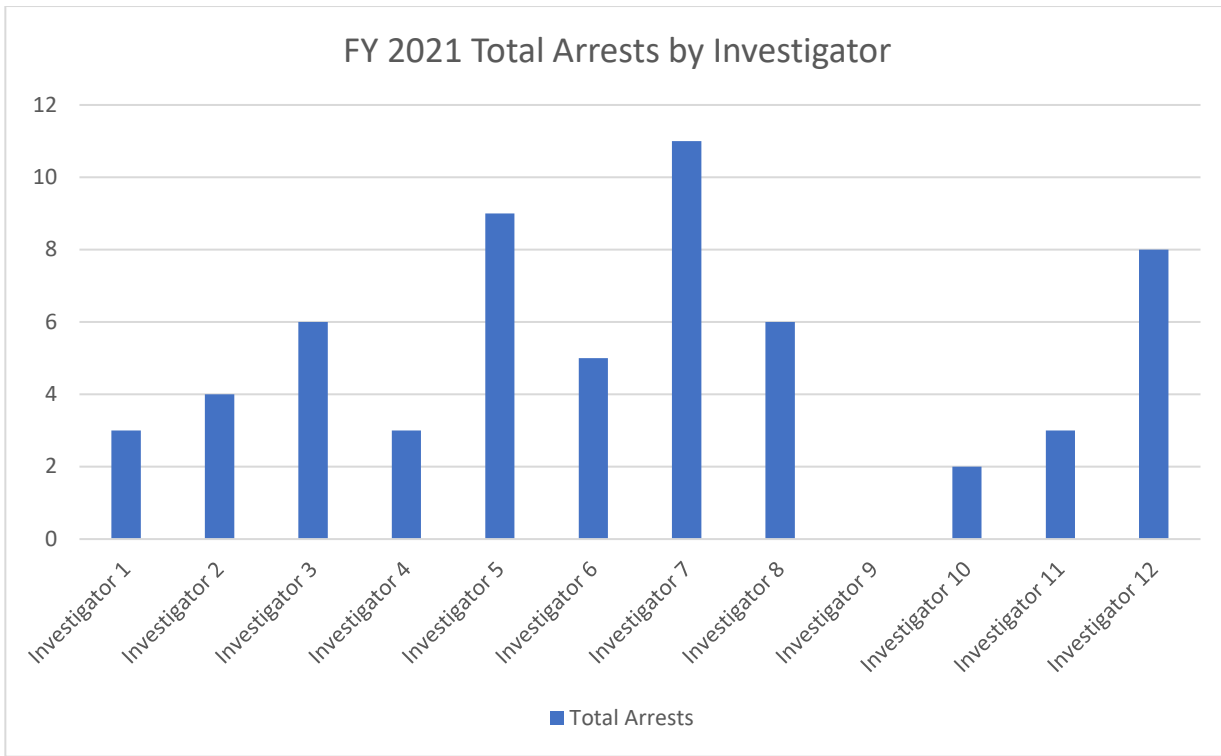
2021 FATAL FIRE STATISTICS

#	COUNTY	SMOKE ALARM	CAUSE	AGE SEX
1	Wood	NO	Undetermined	56/M
2	Wayne	NO	Accidental	62/M
3	Upshur	NO	Undetermined	66/F
4	Wyoming	N/A	Undetermined	42/F
5	Logan	NO	Accidental	56/M
6	Ohio	UNK	Accidental	62/F
7	Ohio	UNK	Accidental	77/M
8	Kanawha	N/A	Accidental	57/M
9	Monroe	N/A	Accidental	75/M
10	Putnam	NO	Accidental	86/M
11	Brooke	UNK	Undetermined	68/F
12	Putnam	NO	Undetermined	92/F
13	Logan	NO	Undetermined	03/M
14	Raleigh	YES	Undetermined	73/M
15	Monongalia	UNK	Undetermined	02/F
16	Mingo	N/A	Accidental	62/M
17	Doddridge	NO	Accidental	60/M
18	Greenbrier	NO	Undetermined	80/F
19	Raleigh	UNK	Undetermined	66/M
20	Kanawha	N/A	Accidental	42/M
21	Fayette	N/A	Accidental	62/M
22	Berkeley	N/A	Incendiary	28/M
23	Mason	YES	Undetermined	61/F
24	Wayne	UNK	Undetermined	78/M
25	Hampshire	UNK	Accidental	94/F
26	Harrison	N/A	Incendiary	51/M
27	Cabell	UNK	Undetermined	/F
28	Ritchie	NO	Undetermined	72/M
29	Lincoln	NO	Undetermined	81/M
30	Wood	YES	Undetermined	62/M
31	Berkeley	NO	Accidental	62/M
32	Brooke	YES	Undetermined	47/M
33	Monroe	UNK	Undetermined	86/M
34	Wayne	UNK	Accidental	79/M
35	Harrison	UNK	Undetermined	44/F
36	Kanawha	NO	Undetermined	85/F
37	Tyler	N/A	Undetermined	46/M
38	Randolph	NO	Undetermined	36/F
39	Randolph	NO	Undetermined	41/M
40	Jackson	N/A	Accidental	82/M

41	Hancock	NO	Undetermined	03/M
42	Kanawha	UNK	Undetermined	72/M
43	Roane	NO	Undetermined	66/M
44	Roane	NO	Undetermined	86/M
45	Berkeley	UNK	Accidental	62/M
46	Mineral	YES	Accidental	73/M
47	Cabell	UNK	Undetermined	70/M
48	Hancock	NO	Undetermined	59/M
49	Mercer	NO	Undetermined	36/M
50	Mercer	NO	Undetermined	56/M
51	Kanawha	N/A	Undetermined	47/M
52	Boone	UNK	Undetermined	52/F
53	Wood	NO	Undetermined	62/M
54	Putnam	YES	Accidental	63/M
55	Lincoln	UNK	Undetermined	70/M
56	Monroe	UNK	Undetermined	85/M
57	Mason	NO	Undetermined	45/F
58	Hampshire	NO	Undetermined	80/F
59	Hampshire	NO	Undetermined	81/M
60	Preston	NO	Undetermined	64/F



Summers County/Photo by ASFM Rodes



ARRESTS

During the 2021 Fiscal Year, the Investigation Division handled one hundred fifty-one incidents classified as Incendiary. As a result, sixty (60) individuals were arrested on several different criminal charges or warrants for their arrest.

Each year, investigators hone their skills through continuing education and training in law enforcement, arson investigation and criminal procedure and law in order to perform their jobs as West Virginia State Fire Marshals.



Mercer County/Photo by ASFM Rodes

FY2021 Fires Per Investigator



NAME	ASSIGNED COUNTIES	FIRES
Investigator 1	Fayette Kanawha	72
Investigator 2	Braxton Calhoun Gilmer Lewis Ritchie Upshur Webster	50
Investigator 3	Barbour Doddridge Harrison Marion Taylor Tyler	62
Investigator 4	Jackson Pleasants Wirt Wood	65
Investigator 5	Cabell Lincoln Mason Putnam Wayne	68
Investigator 6	McDowell Raleigh Wyoming	82
Investigator 7	Boone Logan Mingo	89
Investigator 8	Berkeley Jefferson Morgan	52
Investigator 9	Clay Kanawha Nicholas Roane	3
Investigator 10	Greenbrier Mercer Monroe Pocahontas Summers	51
Investigator 11	Brooke Hancock Marshall Monongalia Ohio Preston Wetzel	52
Investigator 12	Grant Hampshire Hardy Mineral Randolph Tucker	38
Charleston FD	City of Charleston	2
Huntington FD	City of Huntington	2
Wheeling FD	City of Wheeling	1
Division of Forestry	Wildland fire investigations called into the hotline	1
No-Inv	No Investigation Conducted	3
Total		693

West Virginia State Fire Marshal Accident Injury Review Team FY2021



Berkeley County/Photo taken from Social Media

The West Virginia State Fire Marshal Accident Injury Review Team (WVSFM ART) responsibility is to determine the cause of an accident involving death or serious injury of agency personnel and any West Virginia Fire Service personnel while on duty. The accident investigation is a methodical collection of evidence, facts, and reasons of an incident. The goal of the analysis and interpretation of the collected evidence is to: 1) identify cause(s) of an incident, and 2) recommend corrective action(s) to prevent or minimize reoccurrence. Below is the annual report of this past year's incidents that the team was notified of. The State Fire Marshal continually works with the fire service in the state to report these incidents so they can be investigated and learn from them.

October 9, 2020 – Wood County

During a structural firefighting class at the Parkersburg Fire Department Training Facility a Firefighter from Kanawha County received burns to his shoulder and back during fire evolutions. The firefighter was in full turnout gear that met standards. The firefighter's department was meeting with the manufacturer of the turnout gear about the incident.

December 27, 2020 – Berkeley County

Firefighters were called to a barn fire outside of Martinsburg. While conducting fire suppression tactics, the front outer wall collapsed out into the yard. One firefighter was struck and killed, one received a severely fractured leg, and another firefighter received a back injury. A Mayday was sounded, and all personnel was removed from

the collapse zone and rescue efforts were conducted by crews on scene. The fire was later determined to be incendiary in cause by WVFSM Investigators and remains an open active investigation.

February 21, 2021 – Logan County

Firefighters responded to a structure fire in Chapmanville. A firefighter wrapped the five-inch supply line around the hydrant and the engine proceeded to lay the hose down the street. The hose spun from the hydrant and struck the leg of the firefighter. They were transported to the hospital and treated for a fractured lower leg.

April 4, 2021 – Preston County

A Lt. was responding to a wildland fire in a department apparatus. During the response it is believed that he suffered a medical emergency and went into cardiac arrest and crashed the apparatus. He was found deceased by other personnel. The WV Division of Forestry was called to investigate the origin and cause of the wildland fire.

May 5, 2021 – Logan County

Five firefighters were transported to the hospital following a structure fire. All five complained of the same symptoms and thought to have been having a reaction to chemicals from the fire. They were treated and released. An investigation at the scene could not identify any contributing factors. All recovered with no known side effects.



Mercer County/Photo by ASFM Rodes

Fire Investigation Training For First Responders



Photo by ASFM Ayersman

Every year Fire Marshals from the Investigation Division are requested to teach fire investigation classes throughout the state. Fire departments and local law enforcement are at the scene of a fire prior to our investigators, and they need to know what to look for in a possible case of Arson. Classes are taught at County fire schools, E.S.C.A.P.E. week at Pipestem Resort, and at requesting fire departments or law enforcement agencies.

Multiple classes during the year were offered in conjunction with the State Fire Commission, West Virginia University – Fire Service Extension, and the West Virginia Department of Education. Only Certified Fire Investigators from our agency may teach fire investigation classes, with the exception of Fire Investigation 1 and 3. Fire Investigation 1 may be taught by a Certified Fire Investigator from outside the agency with our approval. Two attorneys within the State assist with Fire Investigation 3 which is mainly concerning laws and courtroom testimony.

Classes Provided:

- Fire Investigation 1
- Fire Investigation 2
- Fire Investigation 3
- Evidence Collection for Fire Investigators
- Evidence Preservation



Photo by ASFM Ayersman

Cabell County Sheriff's Dept. Range



Photo by ASFM Vacchio

Berkeley County/Photo by ASFM Harms



State Fire Marshal Firearms Training



Huttonsville Correctional Center Range

All sworn employees of the State Fire Marshal's Office carry firearms on duty and train with them frequently. There are two qualification trainings that occur each year for daytime and low-light weapons training. Fire Marshals must pass each qualification session in order to carry their firearms. Each Fire Marshal is issued a Glock 21, .45 Caliber handgun and will soon be issued AR rifles to be securely stored in their vehicles. Marshal's of the Investigation Division also carry Remington 870, 12 Gauge shotguns which are also securely stored in their vehicles.

There were five Marshals that were Firearms Instructors in the agency:

DSFM Jason D. Baltic

ASFM Robert S. Rodes II

ASFM Timothy Mouse

ASFM Larry T. Hamrick

ASFM Joseph Vacchio

All firearms instructors are State Certified Instructors that train several hours to acquire and retain their certification.



WV State Fire Marshal



@WVfiremarshal

West Virginia
State Fire Marshal's Office
1207 Quarrier Street
Charleston, WV 25307
(304) 558-2191

www.firemarshal.wv.gov