

*WEST VIRGINIA
STATE FIRE COMMISSION*

FY 2019

ANNUAL REPORT



*KENNETH E TYREE JR
STATE FIRE MARSHAL*

www.FireMarshal.wv.gov



1207 Quarrier Street

2nd Floor

Charleston, WV 25301

Phone (304) 558 – 2191

Fax (304) 558 – 2537

Table of Contents

Introduction

From the State Fire Commission Chairman	3
From the WV State Fire Marshal	4

State Fire Commission

Mission and Operations	5
Officers and Members	6

State Fire Marshal's Office

Personnel Listing by Division	14
Administrative Division	17
Administration Section	17
Public Education Section	19
Fire Services Division	24
Regulatory and Licensing Section	24
Fire Department Services Section	36
Fire Safety Inspection & Plans Review Division	43
Fire Investigation Division	58



From the State Fire Commission Chairman



WV STATE FIRE COMMISSION
Grant Gunnoe-Chairman
Doug Mongold-Vice Chairman
Ted Shriver- Secretary

Phone: (304) 558-2191

Fax: (304) 558-2537

OFFICE OF THE STATE FIRE MARSHAL
1207 Quarrier St, 2nd Floor
Charleston, WV 25301
www.firemarshal.wv.gov

October 1, 2019

The Honorable Jim Justice
Governor of West Virginia
State Capitol Building
Charleston, WV 25305

Dear Governor Justice,

On behalf of the members of the West Virginia State Fire Commission and in accordance with the West Virginia Code, I am pleased to submit to you the Annual Report of the WV State Fire Commission for FY 2019.

The support you have shown for the entire Fire Service of West Virginia, the State Fire Commission and the Office of the Fire Marshal is greatly appreciated.

Please do not hesitate to contact the Fire Commission if you have any inquiries in the future.

Sincerely,

A handwritten signature in blue ink, appearing to read "Grant Gunnoe", is written over a light blue circular background.

Grant Gunnoe
Chairman



From the WV State Fire Marshal



Department of Military Affairs and Public Safety
Cabinet Secretary Jeff S. Sandy, CFE, CAMS
State Fire Marshal Kenneth E. Tyree, Jr.

Phone: (304) 558-2191

Fax: (304) 558-2537

OFFICE OF THE STATE FIRE MARSHAL
1207 Quarrier St, 2nd Floor
Charleston, WV 25301
www.firemarshal.wv.gov

October 1, 2019

The Honorable Jim Justice
Governor of West Virginia
State Capitol Building
Charleston, WV 25305

Dear Governor Justice,

In compliance with the West Virginia Code, Chapter 5, Article 1, Section 20, the Annual Report for Fiscal Year 2019 of the West Virginia State Fire Marshal's office is hereby submitted for your review.

This report is a representative, but by no means complete, look at the myriad services provided to the citizens of West Virginia by the dedicated personnel of the West Virginia State Fire Marshal's Office.

Since 1909 the State Fire Marshal's Office has consistently increased its level of public service to the State of West Virginia through code inspections and enforcement, licensing and regulatory services, public fire education, fire investigations and many other duties.

This report in part reflects the efforts of West Virginia's fire departments and fire service organizations that represent full time career, volunteer and part-paid combination departments. It should not be forgotten that daily, these brave men and women are ready to give their lives protecting their communities from fire and other emergency incidents.

Respectfully submitted,

A handwritten signature in blue ink, appearing to read "K. Tyree".

Kenneth E. Tyree, Jr.
West Virginia State Fire Marshal





WV STATE FIRE COMMISSION

Mission Statement

To provide, through leadership, the best possible fire prevention and life safety for our citizens by legislation, education, training, standards, and resource allocation.

Commission Representation

- 3 Members Full-Time Paid Firefighters
- 1 Member Full-Time Paid Fire Chief
- 3 Members Volunteer Firefighters
- 2 Members Volunteer Fire Chiefs
- 2 Members Business & Industry
- 1 Member Fire Insurance Industry
- 1 Member Registered Architects

Standing Committees

- Fire Department Services Committee
- Recruitment and Retention Committee
- Legislative, Codes, and Regulatory Committee
- Training Committee, Disciplinary Committee
- Operations Committee

Fire Commission Officers

Chairman: Grant Gunnoe
Represents: Paid Firefighters
Term Expires: June 30, 2019

Vice-Chairman: Doug Mongold
Represents: Volunteer Firefighters
Term Expires: June 30, 2023

Secretary: Ted Shriver
Represents: Architects
Term Expires: June 30, 2022

Fire Commission Members



Dave Camp

Dave represents the Fire Insurance industry in West Virginia and was appointed on the Fire Commission by Governor Earl Ray Tomblin in 2014. He is an insurance agent with Bill Bailey Insurance Agency / VFIS of WV. Mr. Camp has more than a decade of experience in the Fire Service specializing in Safety, Education, Training, Risk Analysis and Loss Control Practices. He holds the Certified Professional Insurance Agent (CPIA) designation and a Bachelor of Science degree in Marketing and Management from Davis & Elkins College.



Edward J. George

Edward was appointed to the State Fire Commission by Governor Jim Justice in June of 2018. He was appointed to represent Business and Industry. Edward is a partner in the law firm of Dinsmore & Shohl LLP where his practice is extensive and involves matters affecting manufacturing, waste transportation and disposal, and the pyrotechnics industry. Edward's career also includes past service as a metro-Philadelphia firefighter.



Carl Eastham

Carl was appointed to the State Fire Commission by Governor Tomblin in 2015. Carl represents the Paid Fire Chiefs on the Commission. Carl is a retired Fire Chief from the City of Huntington, West Virginia.



Doug Estep

Doug was appointed to the State Fire Commission by Governor Tomblin in 2015. Doug was sworn in as Fire Chief of the Morrisvale Volunteer Fire Department in August of 1982. Chief Estep has served as Chief of the department while also maintaining a career as a Heavy Equipment Mechanic at Hobet Mining. He retired from mining in 2013 with 38 years of service. Chief Estep is a certified Fire Officer along with being a certified Fire Instructor 2 for WVU Fire Service Extension. He specializes in teaching rural firefighting tactics.



Grant Gunnoe

Grant represents the Paid Firefighters in West Virginia and was appointed on the Fire Commission by Governor Earl Ray Tomblin in 2010. After graduation from High School Grant worked in the Communications Center for the Charleston Police Department and then as a Paramedic for the Charleston Emergency Ambulance Service until beginning a 28-year career with the Charleston Fire Department. In 2002 he was promoted to Chief of the Department. Grant retired in May of 2006 to assume the position of Director of Emergency Management and Homeland Security for the City of Charleston until he retired in April of 2019.



Phil Hart

Phil was appointed by Governor Tomblin in 2016 to the Fire Commission to replace the late Gary Bonnett. Phil represents the volunteer Fire Chiefs. Phil has been a member of the Belington Volunteer Fire Department since 1978 and has been the Fire Chief since 2010. Since 1989 Phil has been employed with the City of Bridgeport Fire Department as a Firefighter/Paramedic and he has held many offices throughout his career. June of 2016 he was appointed Fire Chief of the combination department.



Martin Hess

Martin was appointed to the State Fire Commission by Governor Jim Justice in February 2018. He currently serves as Fire Chief of the Gilmer County Volunteer Fire Department, a position he has held for five years. Chief Hess represents the WV State Fire Chief's Association. He is involved in several community activities including serving as Deacon at Leading Creek Baptist Church, Chairman of the Gilmer County LEPC, Coordinator of Gilmer County CERT, a WV Fusion Liaison Officer, Vice Chairman of WV WARN, a Hunter Education Instructor, a TIMS Instructor and an EVOC Instructor.



Jim Oldaker

Jim was reappointed to the State Fire Commission by Governor Tomblin in 2015. Jim is a 39-year member of the International Brotherhood of Electrical Workers, Local 466, Charleston, WV, AFL/CIO. He is currently employed by The Summit Electric Group as a Foreman. Jim is a 42-year member of the Alum Creek Volunteer Fire Department and has served 35 years in the position of Fire Chief. Jim is involved with and serves on many associations. Jim represents the Volunteer Firefighters.



Thomas Keefer

Tom was appointed to the State Fire Commission by Governor Manchin in 2009. He represents the Business and Industry interests for the Commission. Tom began his career at the DuPont, Belle, WV facility in the Project Engineering Group in May 1974. Tom was a DuPont / Chemours HAZMAT responder since 1976 with extensive experience in process safety, safety, security, hazardous material distribution, emergency response, and incident command.



Doug Mongold


Doug was appointed to the State Fire Commission by Governor Manchin in 2010. Chief Mongold represents the volunteer firefighters. He currently serves as Fire Chief of the Moorefield Volunteer Fire Company a position he has held for 19 years. Chief Mongold is past President of the WV State Firemen's Association and is currently serving on the executive committee. Chief Mongold is also a member of the Moorefield Town Council. Past chairman of the Hardy County 911 advisory board and is currently Vice-chair of the local LECP board.



Ted Shriver

Ted was appointed by Governor Manchin in 2009 and represents the Architects. While the position is stated as the representative of the architects, he represents all the design professionals. As Chairman of the Commission's Code and Regulatory Committee, he has been a part of updating the rules for the State Fire Code, the State Building Code, the Code Officials, and the Certification of Home Inspectors.

He earned an Engineering Technology Degree from Fairmont State College.




Virgil 'P-nut' White

Virgil "P-nut" White is a 33-year veteran of the Fire Service and was appointed by Governor Machin to the State Fire Commission in 2009. Virgil began his career in 1986 with the Lewisburg Fire Department and in 1993 became employed by the South Charleston Fire Department. In his 25 years of service, he has risen through the ranks up to his current rank of Fire Chief. Virgil has always had a strong passion for the fire service and other public safety. He has 30 years' experience as a paramedic and as a 911 telecommunicator. He currently holds an Associate and a bachelor's degree in Fire Science from West Virginia State University and a master's degree in Emergency Management from Anna Maria College. He also has over 20 years of service as a Fire Service Instructor.

Mark Stroop



Mark was appointed by the Governor in 2018. He has served the City of Martinsburg as a career fire fighter since 1995 and like many fire fighters he started as a volunteer. He served in the West Virginia Air National Guard which included a Dessert Storm deployment. He has been a certified Emergency Medical Technician for over 30 years and has attained and maintained his DOD and NFPA fire service inspector, instructor, and fire officer. It is his pleasure to be involved with the education of our youth in the public-school system for over 20 years thru the community education and outreach program that is designed to teach fire safety and prevention.



State Fire Marshal's Projects and Programs



West Virginia Fire Death Reduction and Public Education

The public education section continues to develop and deliver public service announcements that are delivered around the state. We continue to educate the public about many aspects of fire safety through various programs such as providing and supporting smoke alarm installations. We are also working on a statewide Community Risk Reduction program which is an integrated approach to balance emergency response capabilities with proactive measures that work together to reduce risk and loss in communities.

Technology and Efficiency

The State Fire Marshal along with staff is studying ways to implement greater information technology (IT) enhancement within the agency for improved efficiency when it comes to every division's specific responsibilities for streamlining job performance, record keeping, invoicing and their accounts receivable system.

Goals/Objectives/Performance Measures

Reduce the number of arson injuries, deaths, and property losses statewide by increasing attention to community risk reduction, public safety education, and arson awareness throughout West Virginia via state fire data reporting, increased public safety program offerings, the West Virginia Arson Hotline, and radio public service announcements.

- Increase media messages referencing general fire safety practices, arson awareness, and other pertinent public safety information via television, public service announcements, radio interviews, billboards, social media and the agency's website.

Reduce the number of preventable unintentional fire-related injuries and deaths, as well as property loss, in the state.

- Restrict the number of fire deaths statewide to 50 or less.

Fiscal Year	Fire deaths in West Virginia
Actual 2017	70
Actual 2018	56
Estimated 2019	50
Actual 2019	43
Estimated 2020	40
Estimated 2021	<40

- Annually inspect and issue a certificate of occupancy to all West Virginia health care facilities, educational facilities (schools and day care), detention facilities, and other licensed occupancies.

Fiscal Year	Facilities inspected annually
Actual 2017	65%
Actual 2018	70%
Estimated 2019	75%
Actual 2019	81%
Estimated 2020	80%
Estimated 2021	85%

- Respond to all valid complaints within 48 hours.
Current completion rate estimated at 90%.

- Enhance public outreach and networking with fire departments and other stakeholders with fire safety education through classroom and online resource training and by providing fire safety and prevention messaging via Facebook and Twitter.

Enhance efforts to assist outside agencies in promoting and sustaining smoke alarm programs for high-risk fire groups such as seniors and people with disabilities.

- Provide training assistance on smoke alarm installation, fall prevention, distribution and tracking programs to agencies offering home-based services to high-risk consumers, and to community organizations providing services to seniors and others with disabilities.

Promote and provide educational resources to the public pertaining to fire safety with an increased awareness in all areas, including water-based fire protection for residential and commercial use.

- Ensure the public is provided messages pertaining to fire safety and the use of passive- and active-fire protection systems via billboard, radio, television, the web, social media, and press releases.

Improve the efforts of the State Fire Marshal’s Office to support fire departments.

- Continue to develop online reporting tutorials and data analysis for the agency website in FY 2019.
- Continue the implementation of the fire data analysis class delivery to all West Virginia fire departments in need of training through FY 2019.

Provided West Virginia Fire Incident Reporting System training via classroom and telephone tutoring for the fire service community during FY 2018.

Evaluated and assisted 101 West Virginia fire departments in obtaining recertification during FY 2019.

- Continue the second five-year rotation for the evaluation of all fire departments to ensure compliance with the Fire Commission Legislative Rule in FY 2019.

Personnel Listed by Division

Administration Division

State Fire Marshal	Kenneth E. Tyree
Chief Deputy State Fire Marshal	Robert S. Sharp
Administrative Secretary	Kathryn Burns
Administrative Services Assistant I	Courtney Aston
Public Information Specialist II	Courtney Rosemond
Public Information Specialist I	Timothy Rock

Fire Services Division

Deputy State Fire Marshal	Allan Casto
Administrative Service Assistant I	Vacant
Assistant Fire Marshal I	Bradley Scott
Administrative Secretary	Kathryn Wolfe
Data Analyst I	Alice Morrison
Regulatory and Licensing Support Specialist II	Kayla Burns
Regulatory and Licensing Support Specialist II	Caylee Slack
Regulatory and Licensing Support Specialist II	Jody Zinn

Fire Inspection & Plans Review Division

Deputy State Fire Marshal (Acting)	John Oliver
Assistant State Fire Marshal III	Bryan Casto
	Jeff Armentrout
Assistant State Fire Marshal II	Timothy Provaznik
	Doug Gregory
Assistant State Fire Marshal I	Timothy Mouse
	Terry Rinehart
	Nevin Kilmer
	Mark Stewart
	Shawn Petry
	Bobby Palmer
	John Holben
	James Lewis
	Leonard Price
	Ronald Williams
Assistant State Fire Marshal in Training	Everett Chapman
	Stephen Morrison
	James Owens
Fire Safety Plans Examiner Supervisor	Clyde Cummings
Fire Safety Plans Examiner I	Jennifer Price
Fire Safety Plans Examiner I	Richard Hacker
Secretary I	Dawn D. Owens
Office Assistant II	Monica J. Ingram
Office Assistant II	Sarah Robinette

Fire Investigation Division

Deputy State Fire Marshal

Jason D. Baltic

Assistant State Fire Marshal III

George A. Harms

Robert S. Rodes, II

Assistant State Fire Marshal II

Ronald Ayersman

Tim Chastain

Assistant State Fire Marshal I

Paul Alloway

Larry Hamrick

Justin England

Ryan P. McFarland

Rick Sovastion

Assistant State Fire Marshal In Training

Joseph Vacchio

Secretary I

Valerie J. Carpenter



Administration Division

Introduction

This Division is now comprised of two sections. Administration and Public Education. Both play important roles within the agency, whether it be day to day operations or public awareness campaigns.

Staff

Chief Deputy Fire Marshal	Robert Sharp
Administrative Secretary	Kathryn Burns
Administrative Services Assistant I	Courtney Aston
Public Information Specialist II	Courtney Rosemond
Public Information Specialist I	Tim Rock

Administration Section

In response to Cabinet Secretary Sandy's initiative to streamline and combine administrative duties within the Department of Military Affairs (DMAPS), the Administrative section initiated many changes during FY 2019. The Administration would like to thank the staff of Administrative Services at DMAPS for their continued assistance during this transition. Especially Melissa Hapney who was the Administrative Services Manager I at the agency until her transfer to DMAPS Administrative Services as an Accounts Payable Supervisor.

The Administration Division in conjunction with Administrative Services at DMAPS is responsible for procurement, accounting, personnel, payroll, cash management, fringe benefits, personnel records management, FOIA requests, Fire Commission meetings, development of the annual report, website management, and fixed assets.

Procurement

The administrative staff along with DMAPS Admin Services are responsible for the procurement of all goods and services integral to the day-to-day operations of the West Virginia State Fire Commission. In doing so, every effort is extended to ensure that equipment, supplies and services obtained are of the highest quality available. These items are obtained either by statewide contracts, internal resources, or by means of competitive bids solicited from reputable vendors who are registered to do business with the State of West Virginia.

Personnel

Daily activities for the office include working with Administrative Services at DMASP to ensure the completion of all personnel transactions for agency new hires, transfers, separations, reallocations, leave of absences, and promotions. Administration is also responsible for job postings, managing employee leave, and overseeing worker's compensation claims. This division strives to ensure that the agency is following all state and federal employment regulations.

Accounting

Administration is responsible for all revenue and expenditure transactions which includes payroll, travel, vendor payments, cash deposits and refunds, fringe benefits plan maintenance, and preparation of and expenditure monitoring of the annual operating budget.

Freedom of Information Act (FOIA) Requests

Administration receives, tracks, and monitors all agency Freedom of Information Act (FOIA) requests. The Administration Division received two hundred seventy-one (271) FOIA requests last year. Examples of common information requested include Investigation Reports, Inspection Reports and Incident reports from fire departments. Once a request is received, it is distributed to the appropriate internal and external employees for further processing. The Administrative personnel are responsible for invoicing and mailing responsive documents.



Training

Personnel must stay current on all agency, state, and federal policies. To do so the administrative staff attend many hours of training each year, including the State Treasurer's Conference, the State Purchasing Conference, P-Card Training, State Agency Worker's Compensation Conference, and Division of Personnel Training. Also, administration conducts training for employees on such things as Payroll, Leave, and purchasing procedures and assists them as needed on administrative matters.

Public Education Division



Introduction:

Public Education is responsible for duties that include, but are not limited to: the development and implementation of public fire and life safety programs and activities statewide; developing a community risk reduction program, smoke alarm initiative, and a West Virginia Public Education Network; Fire and Life Safety School; fire safety resources and public information; and the administration of the Fire-Safe Cigarette certification program for tobacco manufacturers. One of this section's primary goal is to lower the fire death rate in the state, while being an ambassador for the West Virginia State Fire Marshal's Office.

The Public Education Section works to build strong partnerships and implement action plans around the state with agencies and organizations who will help spread fire prevention initiative and safety.

Through data evaluations we are identifying our high-risk geographic areas and population. Analyzing this information will better target the community risk reduction plan and allow for the best programs and practices.

Partnering with local fire departments, the goal is to provide resources to assure that all residential structures have working smoke alarms.

Objective:

The Public Education Section promotes programs that aim to reduce loss of life and property through education, including but not limited to, the following:

- Fire and injury prevention for all groups, including high-risk (seniors, people with disabilities, young children)
- Train-the-trainer instruction in public fire/life safety education for firefighters and other emergency responders
- Fireworks law and safety for general audiences
- Smoke alarm education and distribution programs
- Fire safety and emergency planning for public facilities
- Public speaking for civic, governmental and advocacy organizations
- Participation in health and public safety fairs/seminars, and career days
- Membership and active participation in health/safety organizations
- Press conferences, TV, radio interviews, media promotion of fire safety and related topics
- Coordinating loan and distribution of educational materials to fire departments, safety groups, schools, businesses and the public

Special Projects:

WV State Fire Marshal's Office Anniversary: July 15th, 2019 marked the 110th anniversary of the WV Fire Marshal's Office as an agency. Leading up to the celebration of the agency's inception, a historical publication was researched, interviews were conducted, and data was gathered. The 120 plus page publication is a history of the office over the course of the last 110 years. The book includes biographies from each of the 19 fire marshals, past staff, programs and large-scale investigations as well as sections on duty weapons, uniforms and badges.

Safety Summit: The West Virginia State Fire Marshal's office held the 3rd Annual WV Fire Safety Summit Dinner sponsored in partnership with the National Fire Protection Association. The 2019 Summit was held on Thursday, May 9th, topics covered were, "Creating a Public Education Experience", and "Motivating your Audience for Behavior Change," The purpose of this summit is to bring together all stakeholders who have a vested interest in reducing risk and protecting life in their communities. There were 40 people in total in attendance at this year's summit.

An awards ceremony also took place at the summit, with Andrew Dotson of the Morgantown Fire Department being honored as the WV Fire and Life Safety Educator of the Year. Multiple fire departments from across the state were also recognized for their dedication to the Home Fire Campaign which, in partnership with the WV branches of the American Red Cross, installs free smoke alarms in the departments' respective communities. The departments recognized were the St. Albans Fire Department, Princeton Fire Department, Lewisburg Fire Department, Hillsboro Volunteer Fire Department, Logan County 200 Volunteer Fire Department, Beverly Volunteer Fire Department and Parson Volunteer Fire Department.



Pictured above: State Fire Marshal Tyree, WV Fire and Life Safety Educator of the Year Andrew Dotson, Chief Deputy Robert Sharp, Public Information Specialist II Courtney Rosemond and Public Information Specialist I Timothy Rock.

Fire Safety Poster Contest – The third annual State Fire Marshal Fire Safety Poster Contest took place during the 2018 school year. The contest is an opportunity for elementary school-age students to learn about fire safety education. The research undertaken by the students on fire prevention and fire safety will be of great benefit to the lives of the students, their families, and their communities. This contest recognizes students who demonstrate an understanding of the issues related to fire safety.

In 2018, the agency received a total of 135 submissions from all over the state. Students in grades K-5th designed fire safety messages judged by DMAPS Cabinet Secretary Jeff Sandy, Executive Assistant to the First Lady, Vicki Shannon, and State Schools Superintendent Dr. Steve Payne. The poster submissions are made into safety

calendars that are distributed to the winners, schools and fire departments. The winner of the contest and the 11 honorable mentions are visited by the Fire Marshal where they are recognized and given a plaque for their hard work.



DMAPS Cabinet Secretary Sandy, State Fire Marshal Tyree, State Superintendent of Schools Steven Paine and Executive Assistant to the First Lady Vicki Shannon look over the Fire Safety Poster Contestants submissions.

Miscellaneous Projects

- State Representative for National Fire Protection Association (NFPA)
- State Representative for Vision 20/20 Fire Strategies for Fire Loss Prevention
- Administrator of all social media interactions.
- Implementation of smoke alarms in homes
- TV, Radio and Newspaper Interviews (taped and live)
- Press Releases to television and radio stations, newspapers, fire departments and State agencies
- Coordinated SFMO participation at safety/health fairs/expos.
- Gave instruction in Community Risk Reduction at RESA's eSCAPE2017

- Assisted in providing Fire and Life Safety class at Wood County Fire School.
- Participated in WV Office of EMS Children’s Advisory Board task force.
- Assisted in coordinating seminars for civilian fire wardens, fire service and code enforcement.
- Participated in Child Fatality Review Board meetings.
- Testing certifications issued to tobacco manufacturers under the Fire Safe Cigarette Certification program.



Fire Services Division

The Fire Services Division consists of two sections, Licensing and Regulatory, and Fire Department Services. Both play an important role in the operation of the Fire Marshal's Office.

Staff

Deputy State Fire Marshal	Allan Casto
Assistant Fire Marshal I	Bradley Scott
Administrative Secretary	Kathryn Wolfe
Data Analyst I	Alice Morrison
Regulatory and Licensing Support Specialist II	Kayla Burns
Regulatory and Licensing Support Specialist II	Caylee Slack
Regulatory and Licensing Support Specialist II	Jody Zinn

Regulatory and Licensing Section

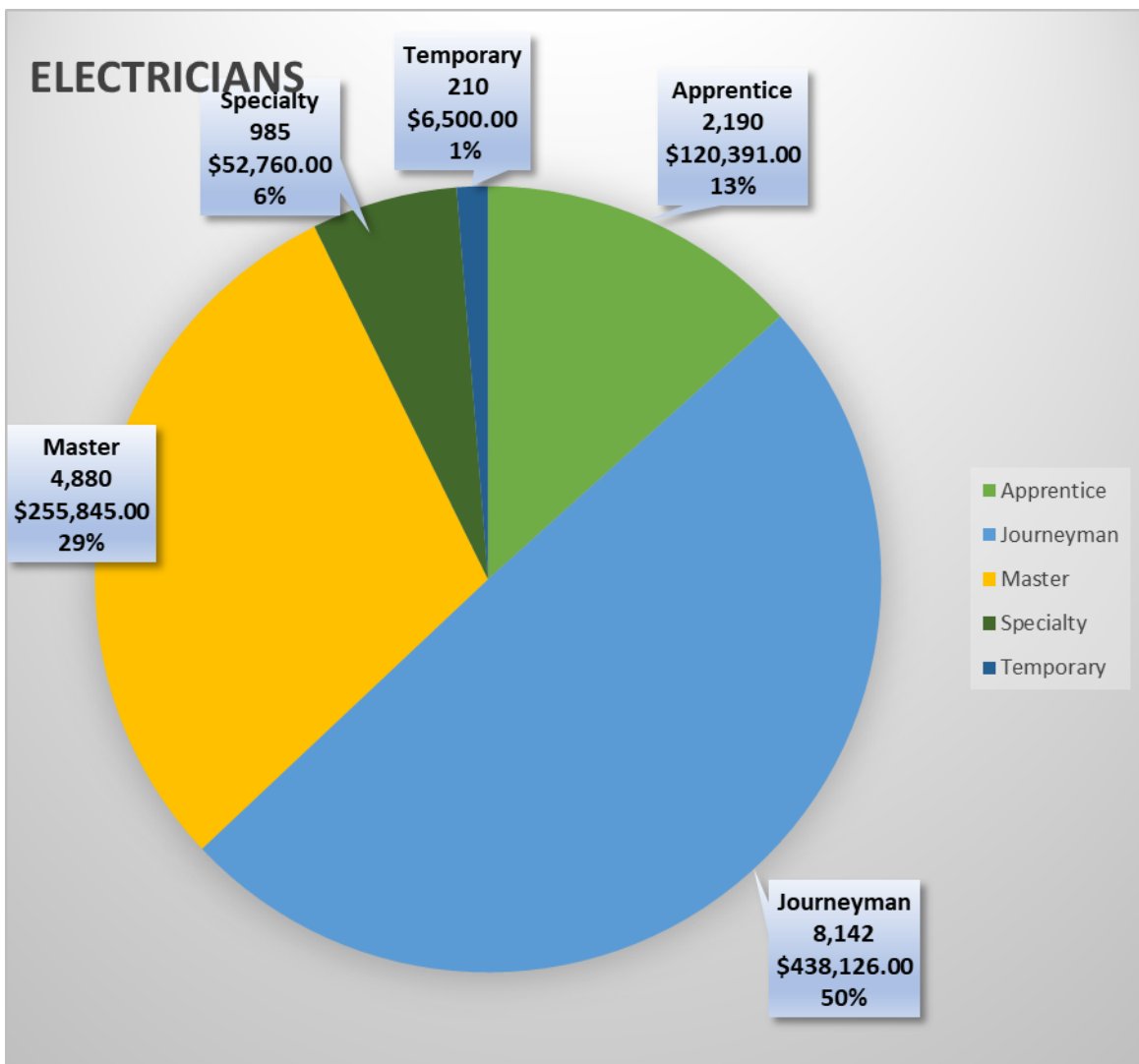
OBJECTIVE

Our mission as the Regulatory and Licensing Division is to ensure that the citizens of West Virginia have a safer standard of living. We provide the general public and our licensures with information concerning state laws and regulations as pertaining to the 7 programs and over 50 licenses/permits issued through the West Virginia State Fire Marshal's Office.

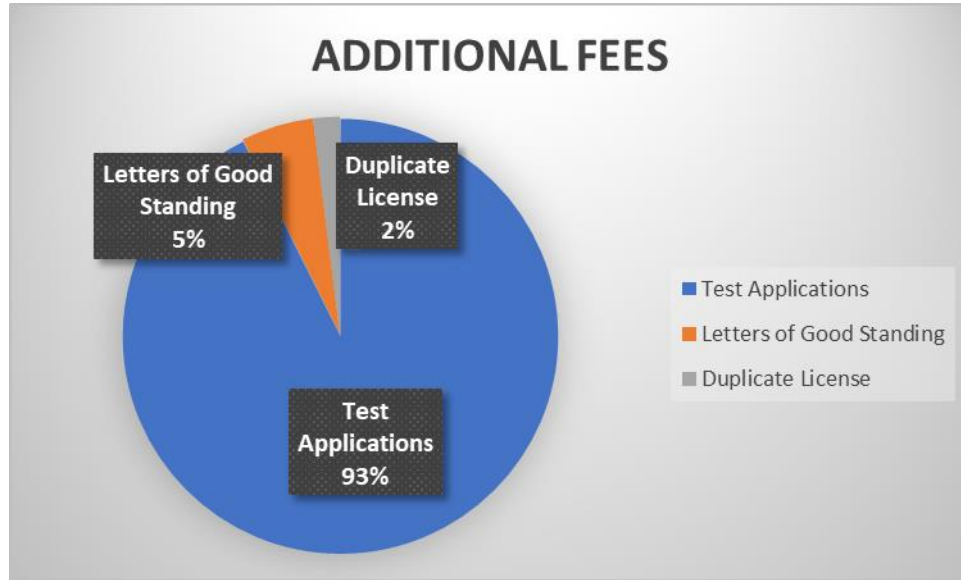
INTRODUCTION

The division regulates and issues licenses to over 18,500 individuals on a yearly basis. Our staff is committed to validating each individual applicant to ensure they meet the proper guidelines and background requirements as set forth by the state prior to securing a position to sit for testing and issuing a license or permit. Our office is responsible for proctoring 12 Electrical Exams a year in 4 different cities throughout the state. In addition to licensing, the office is responsible for the issuance of permits for the fireworks and explosives industry.

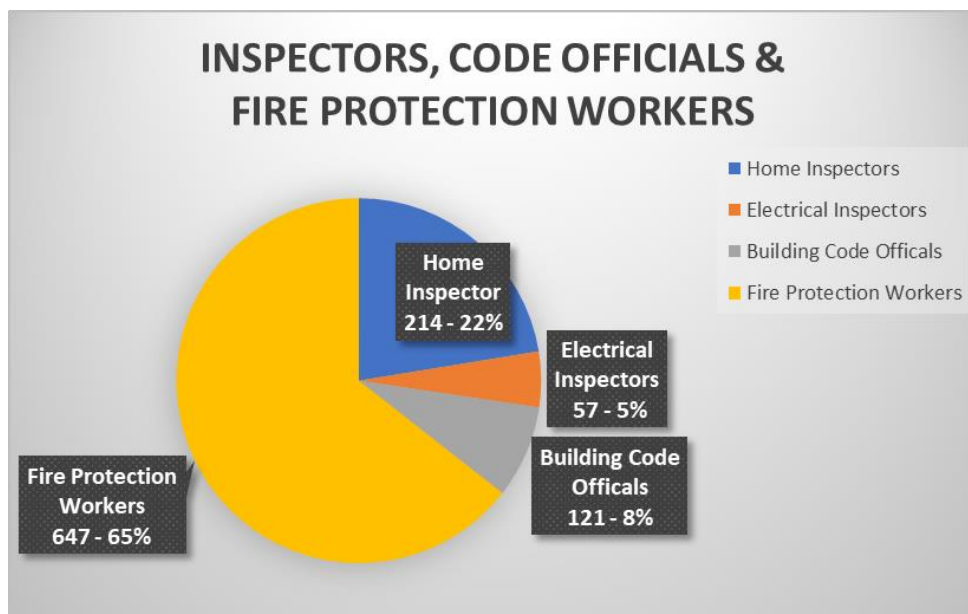
ELECTRICIANS		
Type of Permit	Number Issued	Total Fees Collected
Apprentice	2,190	\$120,391.00
Journeyman	8,142	\$438,126.00
Master	4,880	\$255,845.00
Specialty	985	\$52,760.00
Temporary	210	\$6,500.00
TOTAL	16,407	\$873,622.00



ADDITIONAL FEES		
Test Fees	Number	Total Fees Collected
Test Applications	2679	\$44,120.00
Letters of Good Standing	156	\$2,925.00
Duplicate License	57	\$590.00

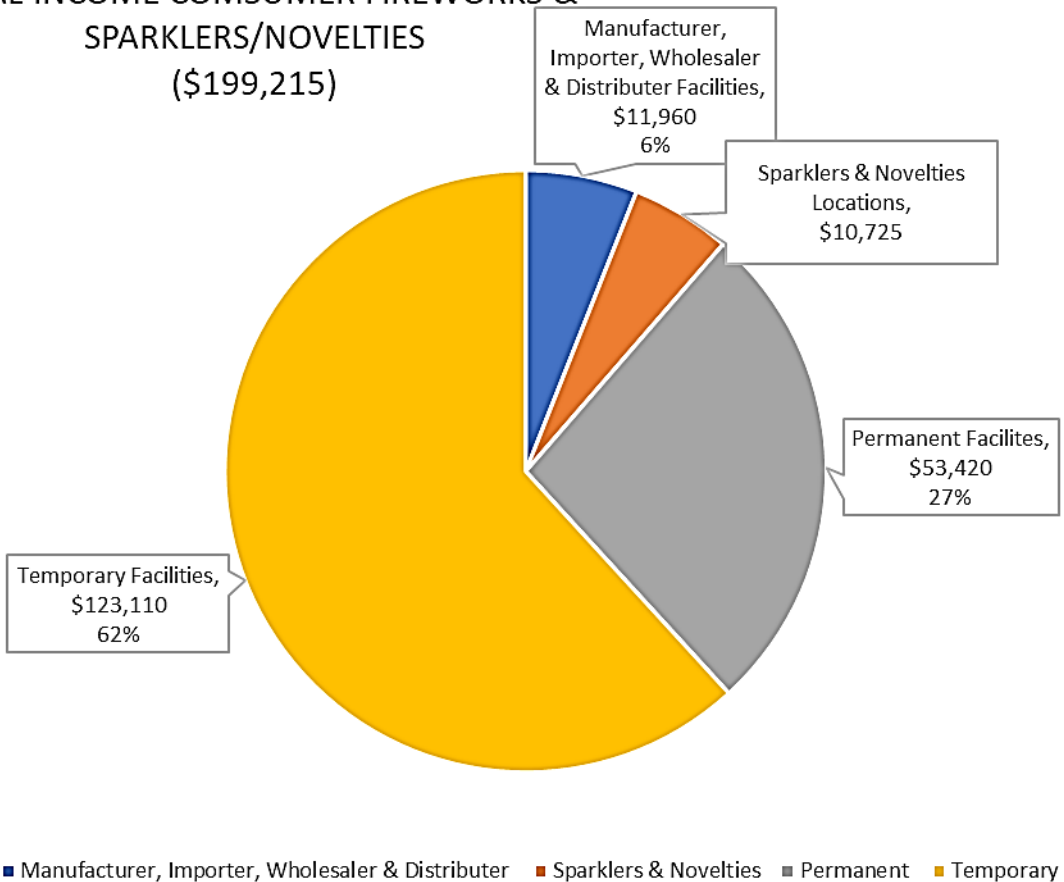


INSPECTORS, CODE OFFICIALS & FIRE PROTECTION WORKERS		
Type of Permit	Number Issued	Total Fees Collected
Home Inspectors	214	\$25,025.00
Electrical Inspectors	57	\$5,500.00
Building Code Officials	121	\$9,175.00
Fire Protection Workers	647	\$71,900.00
TOTAL	1039	\$111,600.00

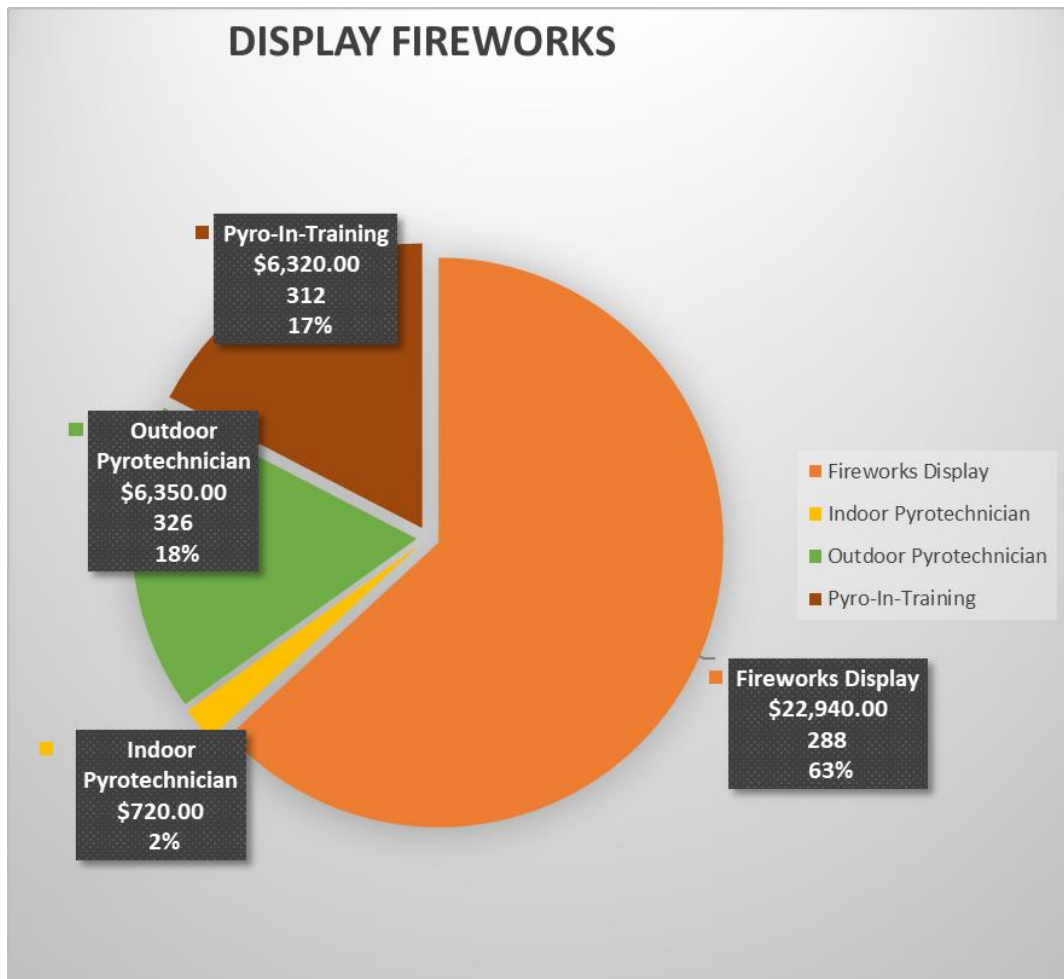


FIREWORKS LICENSES & REVENUE		
Type of Facility	Number of Licenses	Total Income
Manufacturer, Importer, Wholesaler & Distributer	20	\$11,960.00
Sparklers & Novelties	714	\$10,725.00
Permanent	53	\$53,420.00
Temporary	228	\$123,110.00
Magazine Storage	181	\$16,600.00
Fireworks Display	288	\$22,940.00
Pyrotechnic Licenses	362	\$7,070.00
Pyrotechnic In Training	312	\$6,320.00
Totals	2158	\$252,145.00

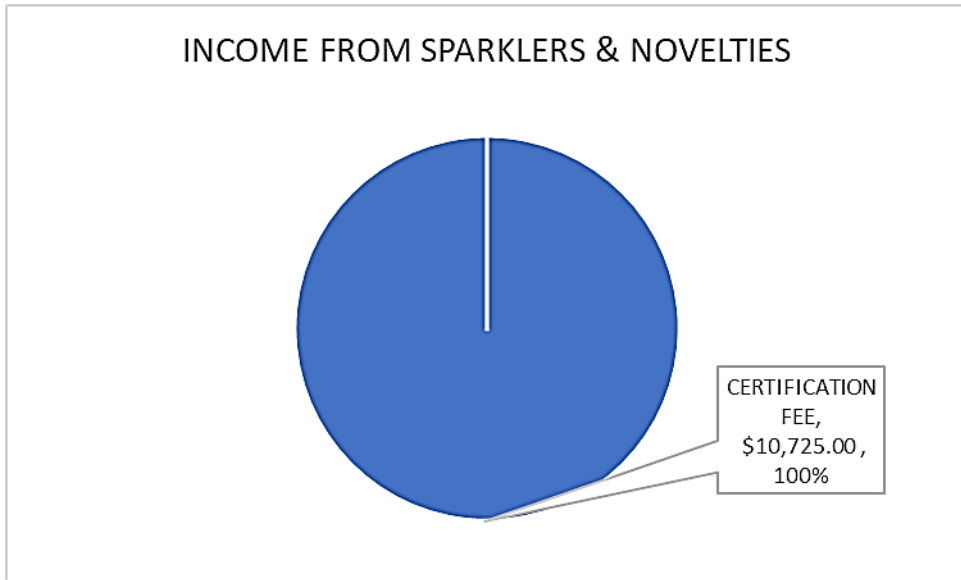
TOTAL INCOME CONSUMER FIREWORKS & SPARKLERS/NOVELTIES (\$199,215)



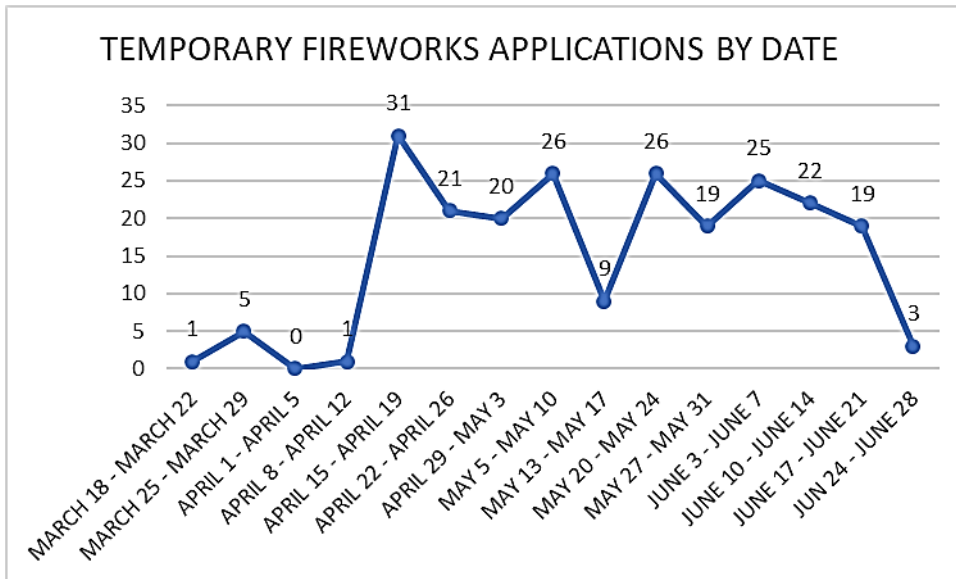
DISPLAY FIREWORKS		
Type of Permit	Number Issued	Total Fees Collected
Fireworks Display	288	\$22,940.00
Indoor Pyrotechnician	36	\$720.00
Outdoor Pyrotechnician	326	\$6,350.00
Pyro-In-Training	312	\$6,320.00
TOTAL	962	\$36,330.00



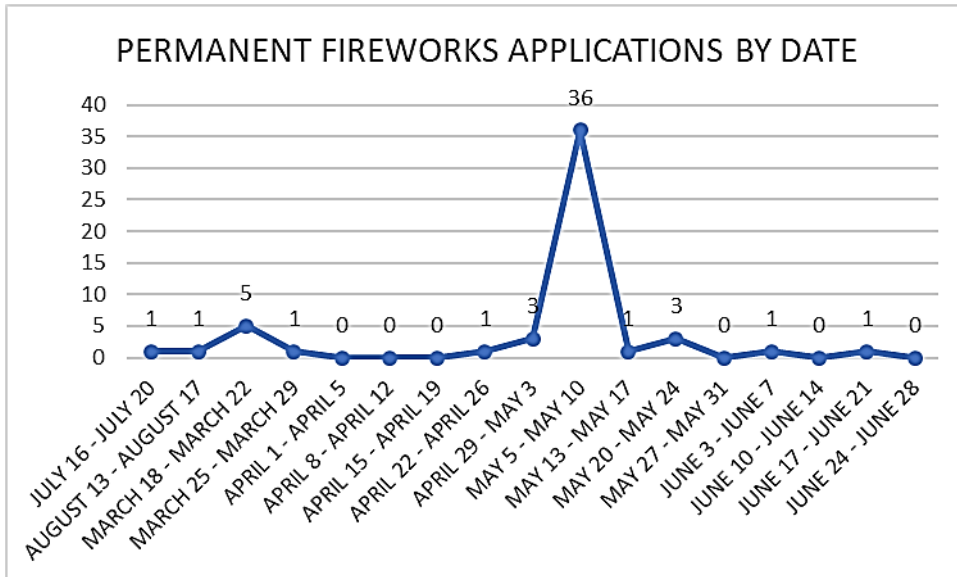
SPARKLERS & NOVELTIES	
CERTIFICATION FEE	\$ 10,725.00



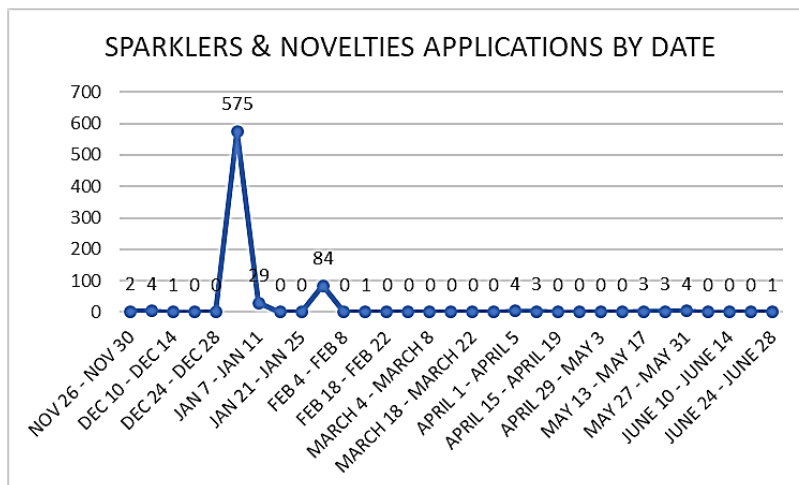
TEMPORARY FIREWORKS APPLICATIONS BY DATE	
MARCH 18 - MARCH 22	1
MARCH 25 - MARCH 29	5
APRIL 1 - APRIL 5	0
APRIL 8 - APRIL 12	1
APRIL 15 - APRIL 19	31
APRIL 22 - APRIL 26	21
APRIL 29 - MAY 3	20
MAY 5 - MAY 10	26
MAY 13 - MAY 17	9
MAY 20 - MAY 24	26
MAY 27 - MAY 31	19
JUNE 3 - JUNE 7	25
JUNE 10 - JUNE 14	22
JUNE 17 - JUNE 21	19
JUN 24 - JUNE 28	3
	228



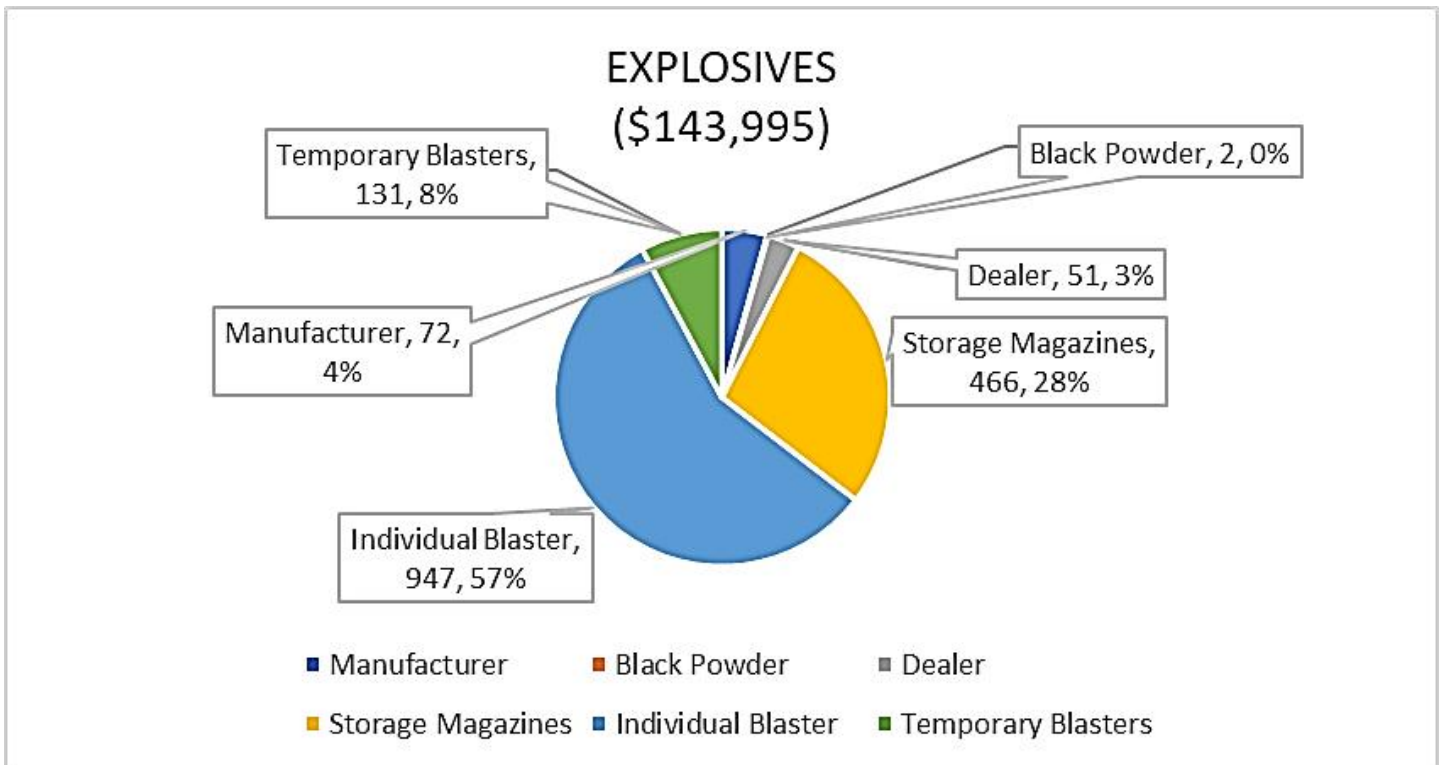
PERMANENT FIREWORKS APPLICATIONS BY DATE	
JULY 16 - JULY 20	1
AUGUST 13 - AUGUST 17	1
MARCH 18 - MARCH 22	5
MARCH 25 - MARCH 29	1
APRIL 1 - APRIL 5	0
APRIL 8 - APRIL 12	0
APRIL 15 - APRIL 19	0
APRIL 22 - APRIL 26	1
APRIL 29 - MAY 3	3
MAY 5 - MAY 10	36
MAY 13 - MAY 17	1
MAY 20 - MAY 24	3
MAY 27 - MAY 31	0
JUNE 3 - JUNE 7	1
JUNE 10 - JUNE 14	0
JUNE 17 - JUNE 21	1
JUNE 24 - JUNE 28	0
	54



SPARKLERS & NOVELTIES APPLICATIONS BY DATE	
NOV 26 - NOV 30	2
DEC 3 - DEC 7	4
DEC 10 - DEC 14	1
DEC 17 - DEC 21	0
DEC 24 - DEC 28	0
DEC 31 - JAN 4	575
JAN 7 - JAN 11	29
JAN 14 - JAN 18	0
JAN 21 - JAN 25	0
JAN 28 - FEB 1	84
FEB 4 - FEB 8	0
FEB 11 - FEB 15	1
FEB 18 - FEB 22	0
FEB 25 - MARCH 1	0
MARCH 4 - MARCH 8	0
MARCH 11 - MARCH 15	0
MARCH 18 - MARCH 22	0
MARCH 25 - MARCH 29	0
APRIL 1 - APRIL 5	4
APRIL 8 - APRIL 12	3
APRIL 15 - APRIL 19	0
APRIL 22 - APRIL 26	0
APRIL 29 - MAY 3	0
MAY 5 - MAY 10	0
MAY 13 - MAY 17	3
MAY 20 - MAY 24	3
MAY 27 - MAY 31	4
JUNE 3 - JUNE 7	0
JUNE 10 - JUNE 14	0
JUNE 17 - JUNE 21	0
JUNE 24 - JUNE 28	1
	714




EXPLOSIVES		
Type of Facility	Number of Licenses	Total Income
Manufacturer	72	\$11,750.00
Black Powder	2	\$100.00
Dealer	51	\$12,380.00
Storage Magazines	466	\$47,640.00
Individual Blaster	947	\$61,340.00
Temporary Blasters	131	\$10,785.00
Totals	1669	\$143,995.00

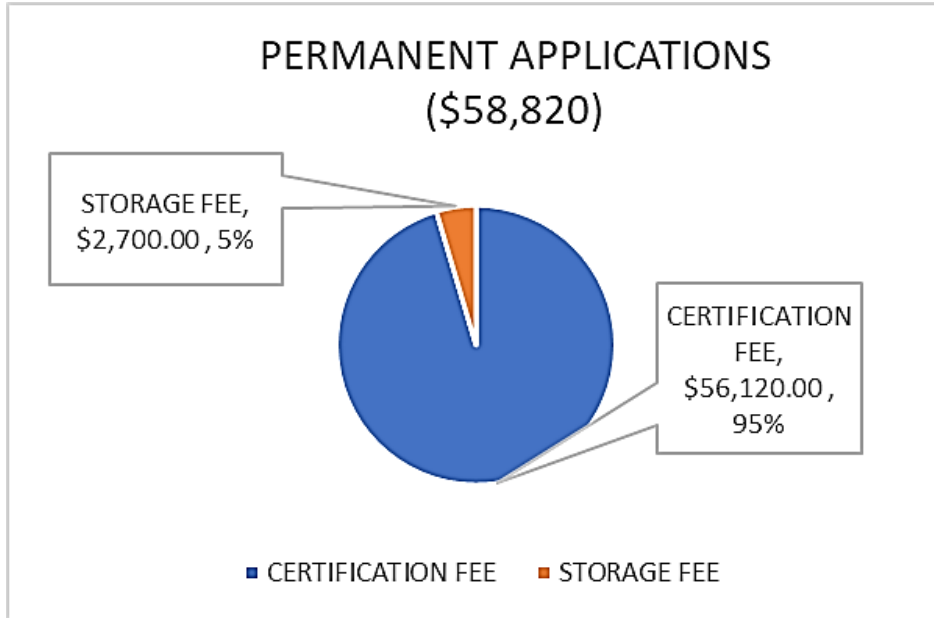


MWD & I APPLICATIONS	
CERTIFICATION FEE	\$ 10,760.00
STORAGE FEE	\$ 1,200.00
TOTALS	\$ 11,960.00

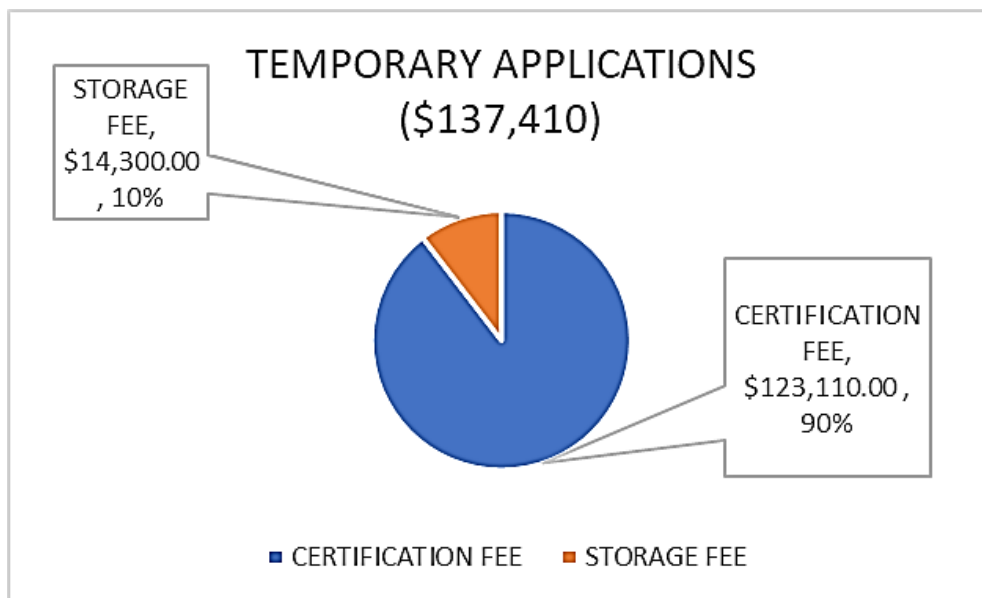
MANUFACTURE, WHOLESALE,
DISTRIBUTION & , IMPORTER
APPLICATIONS



PERMANENT APPLICATIONS	
CERTIFICATION FEE	\$ 56,120.00
STORAGE FEE	\$ 2,700.00
TOTALS	\$ 58,820.00



TEMPORARY APPLICATIONS	
CERTIFICATION FEE	\$ 123,110.00
STORAGE FEE	\$ 14,300.00
TOTALS	\$ 137,410.00



Fire Department Services Section



The Division oversees, consults and assists all 439 certified fire departments in the State of West Virginia and provides information and guidance to new fire departments seeking certification.

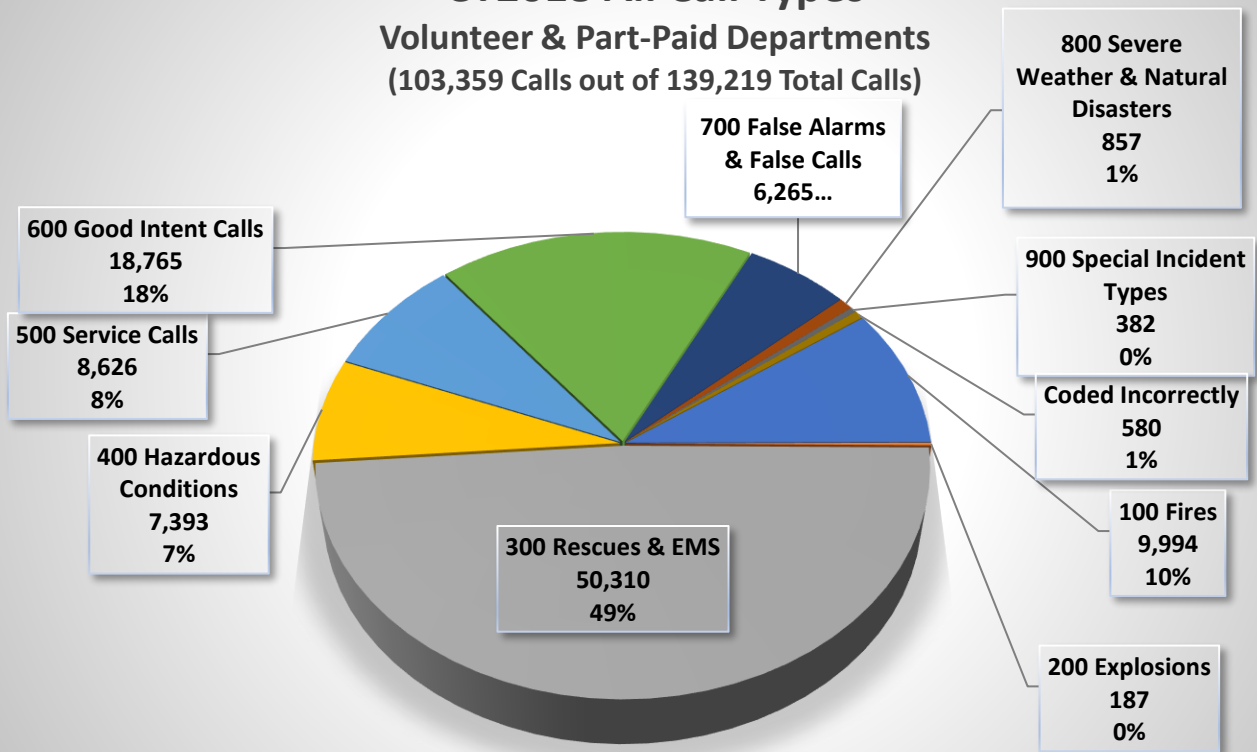
During the fiscal year 2018-2019 the division has:

- Completed 101 evaluations of Fire Departments. 85 of the Fire Departments were Re-Certified. Out of a total of 101 Recertifications, 36 received perfect evaluations.
- Received 17 complaints on fire departments.
- Worked with WVU Fire Service Extension, participating in the Jr. Fire Fighter Camp. 94 campers from several different states attended the week-long event.
- Issued 514 Emergency Vehicle Permits (143 Apparatus and 371 Private).
- Deactivated 685 Emergency Vehicle permits (155 Apparatus and 530 Private).
- Denied 155 Emergency Vehicle Permit applications due to expired or missing documentation (35 Apparatus and 120 Private).
Total Active permits now stand at 6,086 (3,185 Apparatus and 2,901 Private).
- Fielded approximately 1,500 calls, with the majority of those asking for assistance with the National Fire Incident Reporting System (NFIRS).
- Assisted 21 Fire Departments with grant research using data from NFIRS.
- Assisted several outside agencies with research, varying in nature, using data from NFIRS or funding applications.
- Offered remote tech support for NFIRS related issues using the Bomgar Support Portal. A total of 26 remote tech support sessions were held.
- Designed the *WVFIRS – WV Fire Incident Reporting System* workspace on Slack.com, to better assist our departments in the evenings and weekends with their incident reporting. As of 06/30/19 members total 92, representing 38 counties, and 85 fire departments.
- Processed and evaluated 35 Fire Officer Equivalencies (16 Fire Officer 1, 19 Fire Officer 2). A total of 35 (16 FO1, 19 FO2) were approved.
- Processed 156 FOIA requests (down 14 from last year) for incident reports which were compiled.
- Processed 102 requests for Naloxone for 98 departments in 31 counties, shipping a total of 4,825 doses. (See Map 1 – Naloxone Project.)
- Taught Fire Officer Orientation at the Escape training weekend. 22 students attended. Also participated in the round-table discussion of the Fire Service.

Due to Legislation allowing for a grace period for submission of fire loss data, Fiscal year 2018-2019 will not be available until after January 01, 2020. The following data is from Calendar year 2018 (January 01-December 31). A total of 135,531 responses (up 3,688 from last year) were reported by all West Virginia Fire Departments. Attached are charts and graphs depicting a limited breakdown of those responses.

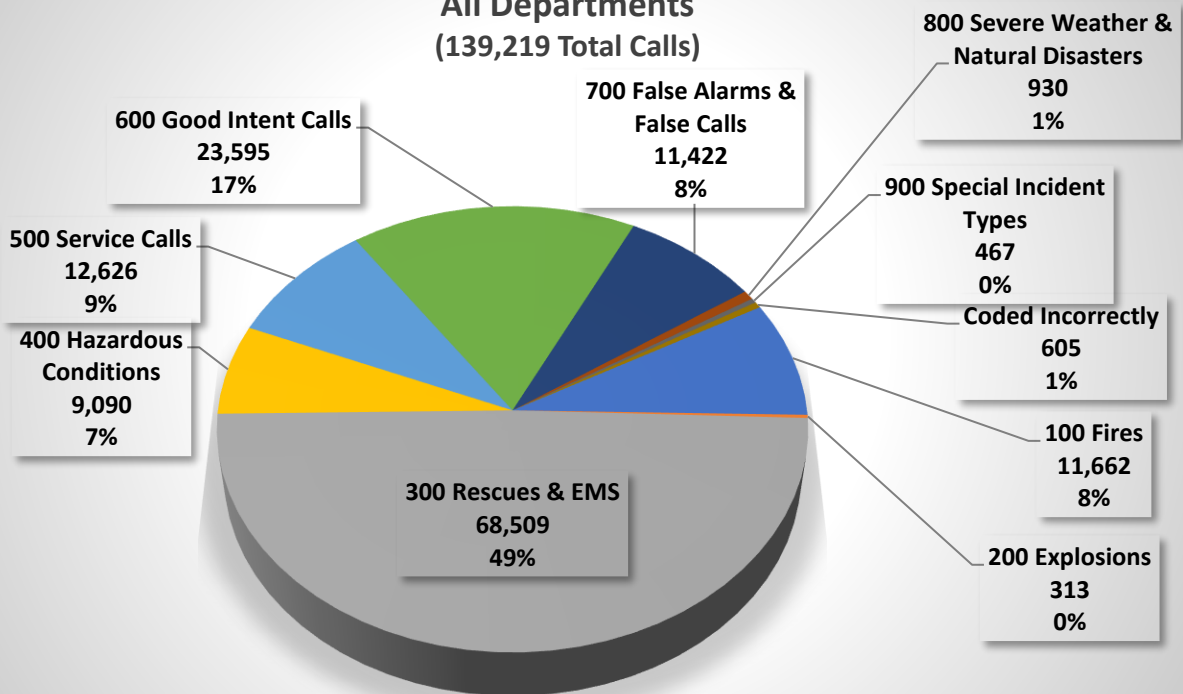
CY2018 All Call Types

Volunteer & Part-Paid Departments
(103,359 Calls out of 139,219 Total Calls)



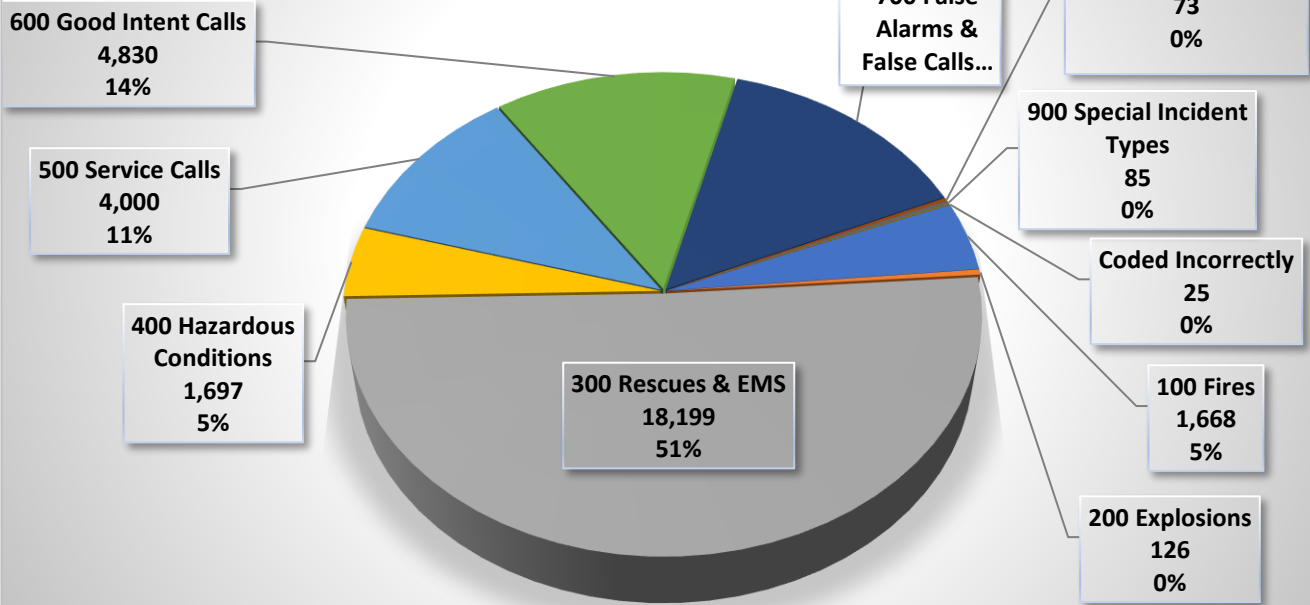
CY2018 All Call Types

All Departments
(139,219 Total Calls)



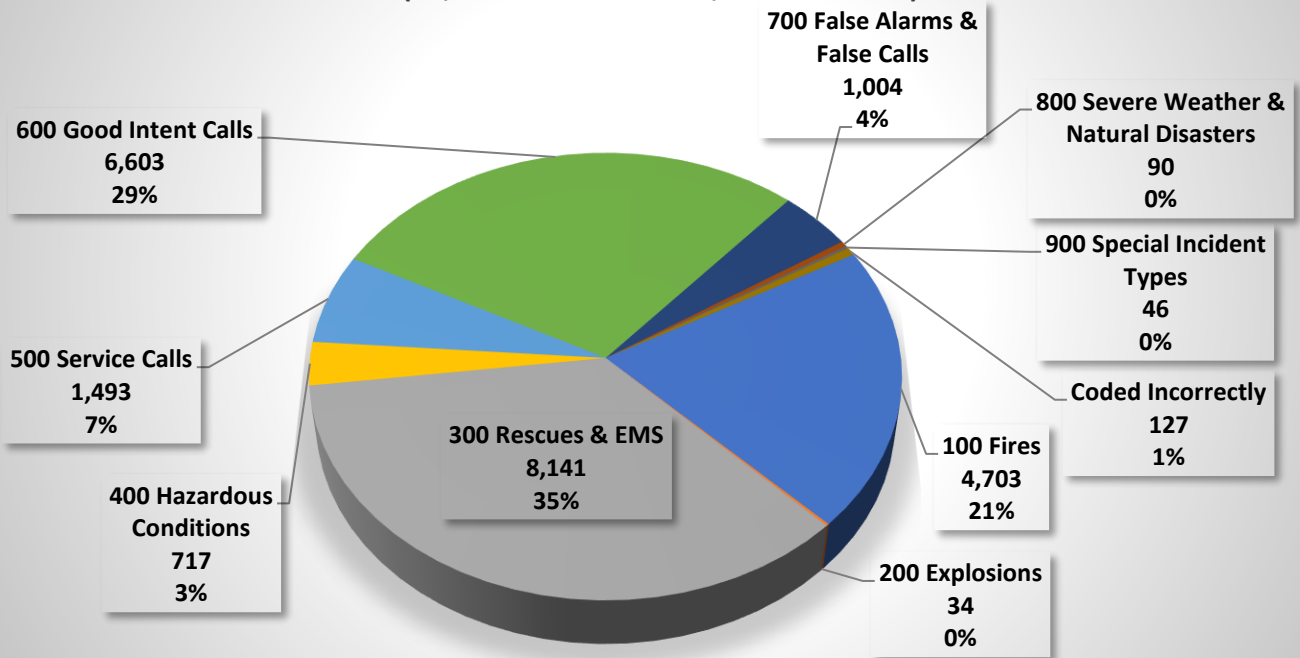
CY2018 All Call Types

Paid Departments
(35,860 Calls out of 139,219 Total Calls)

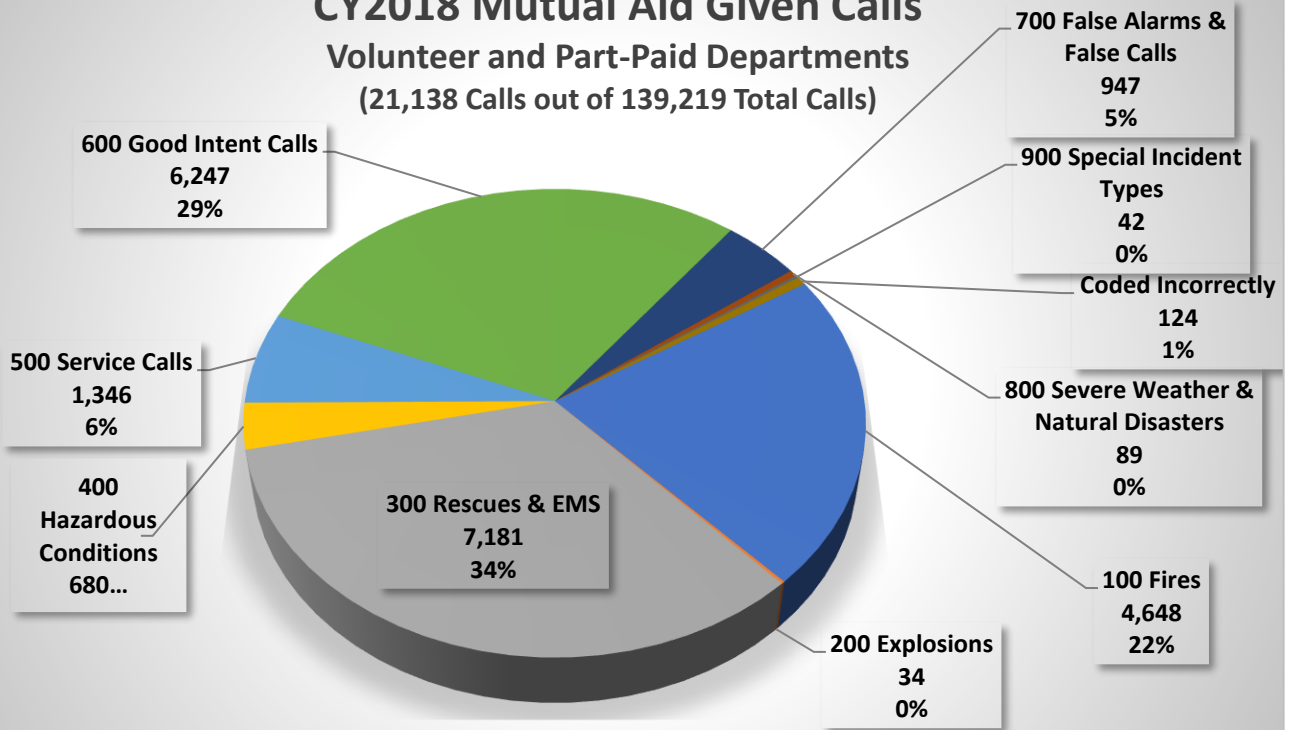


CY2018 Mutual Aid Given Calls

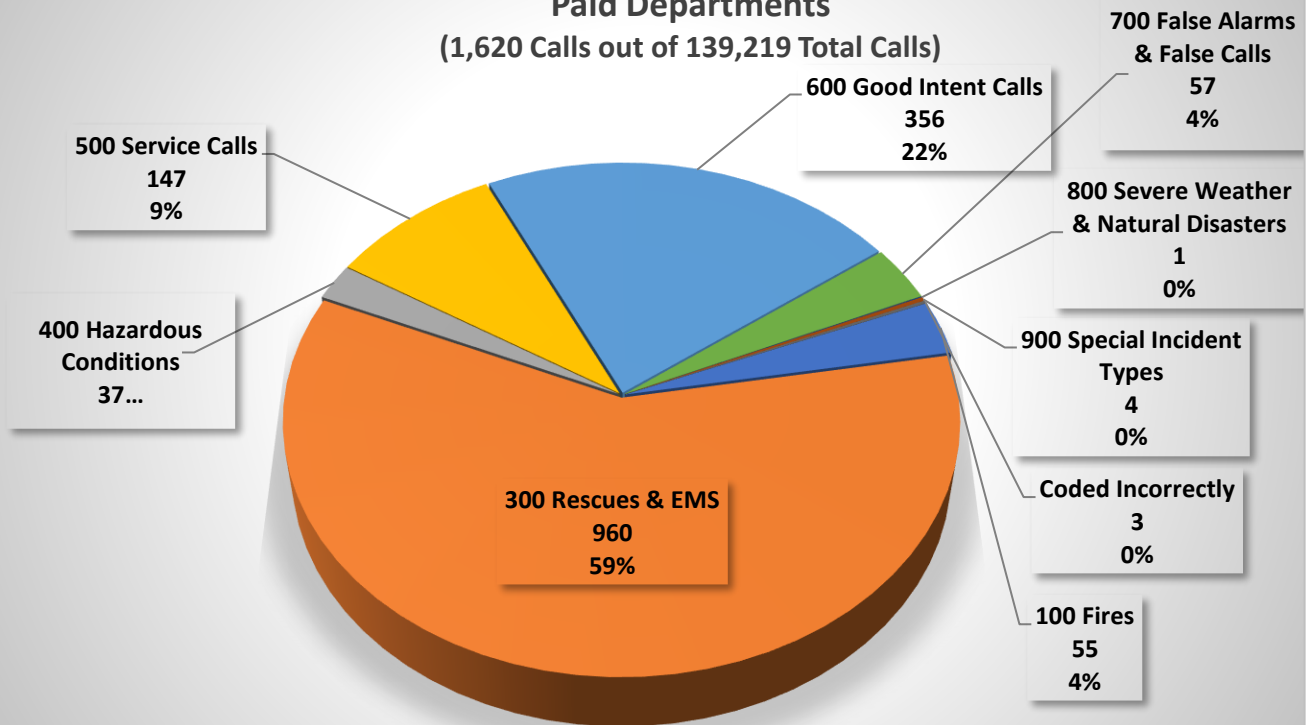
All Departments
(22,958 Calls out of 139,219 Total Calls)



CY2018 Mutual Aid Given Calls Volunteer and Part-Paid Departments (21,138 Calls out of 139,219 Total Calls)



CY2018 Mutual Aid Given Calls Paid Departments (1,620 Calls out of 139,219 Total Calls)



Summary By Incident Type

Report Period: From 01/01/2018 to 12/31/2018

All Selected Fire Departments

Calls By Incident Type

FIRE	Frequency	Percent Of Total Calls	Mutual Aid None	Mutual Aid Given	Mutual Aid Received	Other Aid Given	Invalid Aid Flag	Exposures	Total Incidents
Structure Fires (110-118, 120-123)	3,585	3.08 %	1,812	3,534	1,762	10	1	61	7,180
Vehicle Fires (130-138)	1,169	1.01 %	830	393	332	7	0	25	1,587
Other Fires (100, 140-173)	2,148	1.85 %	1,656	743	475	15	2	4	2,895
Total Fires	6,902	5.93 %	4,298	4,670	2,569	32	3	90	11,662
Pressure Ruptures, Explosion, Overheat (200-251)	280	0.24 %	207	33	72	1	0	0	313
RESCUE CALLS									
Emergency Medical Treatment (300-323)	59,043	50.76 %	50,803	7,274	7,832	390	18	0	66,317
All Others (331-381)	1,732	1.49 %	1,364	461	352	16	0	0	2,193
Total Rescue Calls	60,775	52.25 %	52,167	7,735	8,184	406	18	0	68,510
Hazardous Condition Calls (400-482)	8,409	7.23 %	7,551	682	820	35	3	0	9,091
Service Calls (500-571)	11,190	9.62 %	10,546	1,437	585	56	3	0	12,627
Good Intent Calls (600-671)	17,042	14.65 %	14,397	6,553	2,587	50	8	0	23,595
Severe Weather or Natural Disaster Calls (800-815)	845	0.73 %	785	85	55	5	0	0	930
Special Incident Calls (900-911)	442	0.38 %	412	25	9	21	0	0	467
Unknown Incident Type (UUU)	0	0.00 %	0	0	0	0	0	0	0
FALSE CALLS									
Malicious Calls (710-715, 751)	415	0.36 %	337	61	75	1	2	0	476
Other False Calls (700, 721-746)	10,017	8.61 %	8,791	929	1,211	13	2	0	10,946
Total False Calls	10,432	8.97 %	9,128	990	1,286	14	4	0	11,422
TOTAL CALLS	116,317	100.00 %	99,491	22,210	16,167	620	39	90	138,617

Total Incidents With Exposure Fires	67	Total Fire Dollar Loss	\$ 92,206,176.00
Total Exposure Fires	90	Total Dollar Loss	\$ 93,658,092.00

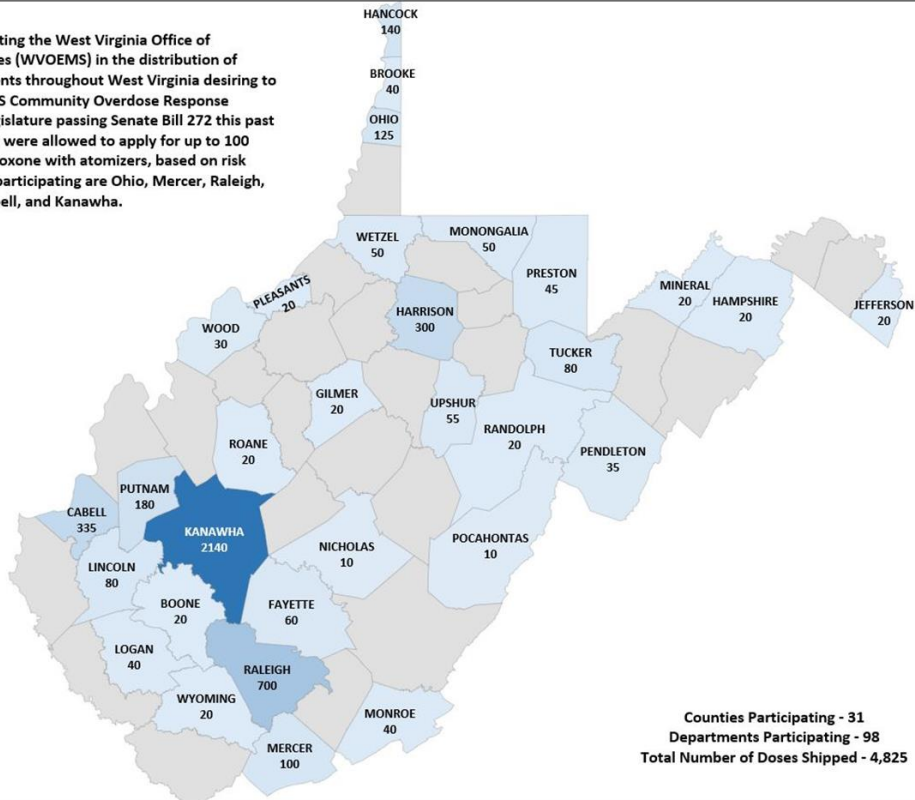
Casualty Summary	Civilian	Fire Service
Fire Related Injuries	86	40
Non-Fire Injuries	133	10
Fire Related Deaths	35	0
Non-Fire Deaths	31	2

	100	200	300	400	500	600	700	800	900	UUU	Grand Total	
County	Fire	Over-pressure, Rupture, Explosion, Overheat (No Fire)	Rescue & EMS	Hazardous Conditions (No Fire)	Service Calls	Good Intent Calls	False Alarm & False Calls	Severe Weather & Natural Disasters	Special Incident Type	Coding Issues		
1	Barbour	78	2	287	22	252	213	9	2	1	9	875
2	Berkeley	525	18	2,497	371	262	1,555	832	15	12	0	6,087
3	Boone	247	22	605	143	91	333	40	3	4	1	1,489
4	Braxton	127	5	602	106	16	271	7	2	0	2	1,138
5	Brooke	139	0	1,746	76	270	290	94	49	4	4	2,672
6	Cabell	636	11	2,365	436	485	1,160	1,251	40	19	1	6,404
7	Calhoun	27	0	74	31	7	10	6	0	2	3	160
8	Clay	70	0	425	30	6	15	2	14	0	0	562
9	Doddridge	72	1	320	36	98	41	12	4	0	3	587
10	Fayette	320	4	557	270	139	261	128	47	3	16	1,745
11	Gilmer	16	0	68	23	9	1	6	1	23	5	152
12	Grant	67	1	371	18	70	83	6	3	0	1	620
13	Greenbrier	246	2	1,082	261	283	347	332	5	16	14	2,588
14	Hampshire	267	1	744	109	187	273	26	20	0	3	1,630
15	Hancock	181	7	1,422	198	93	404	222	7	2	3	2,539
16	Hardy	81	1	138	50	28	54	17	3	1	3	376
17	Harrison	362	5	5,387	316	670	1,050	318	67	9	46	8,230
18	Jackson	164	4	1,018	88	42	279	51	12	5	0	1,663
19	Jefferson	380	6	4,392	170	130	980	357	13	15	0	6,443
20	Kanawha	1,724	46	7,882	811	1,811	3,557	2,227	15	55	59	18,187
21	Lewis	109	3	431	103	36	364	69	10	2	1	1,128
22	Lincoln	109	1	230	90	20	72	49	2	1	18	592
23	Logan	188	0	744	240	851	237	80	57	6	7	2,410
24	Marion	359	4	3,086	344	656	1,008	256	37	9	6	5,765
25	Marshall	193	16	1,177	298	271	599	133	16	7	3	2,713
26	Mason	112	0	254	135	34	79	59	48	6	70	797
27	McDowell	277	1	484	168	130	99	34	40	19	38	1,290
28	Mercer	354	6	1,103	368	378	515	505	39	19	4	3,291
29	Mingo	179	5	593	58	157	69	130	18	33	1	1,243
30	Mineral	380	5	2,687	148	417	958	239	54	5	0	4,893
31	Monongalia	410	4	2,734	361	679	2,205	950	34	7	49	7,433
32	Monroe	53	0	116	22	8	18	7	5	0	5	234
33	Morgan	181	1	318	69	76	343	58	2	0	12	1,060
34	Nicholas	128	4	798	76	124	254	39	10	3	11	1,447
35	Ohio	240	42	6,111	429	946	1,016	902	12	13	1	9,712
36	Pendleton	75	0	171	19	40	74	8	1	0	3	391
37	Pleasants	35	1	278	38	47	60	9	1	1	0	470
38	Pocahontas	76	0	868	78	51	143	101	2	1	6	1,326
39	Preston	185	2	671	105	55	203	36	28	7	21	1,313
40	Putnam	263	2	1,539	220	187	811	249	19	12	0	3,302
41	Raleigh	365	9	2,564	390	513	571	500	44	63	53	5,072
42	Randolph	203	0	688	137	145	243	89	27	7	12	1,551
43	Ritchie	107	1	369	64	57	144	16	11	2	11	782
44	Roane	93	1	269	133	41	70	21	11	4	13	656
45	Summers	75	1	167	106	29	101	43	10	13	2	547
46	Taylor	81	5	257	44	137	49	49	3	3	0	628
47	Tucker	21	1	217	127	42	45	19	5	0	0	477
48	Tyler	67	4	565	163	102	93	18	3	0	0	1,015
49	Upshur	170	7	1,253	302	206	451	79	19	4	0	2,491
50	Wayne	166	3	523	94	37	208	117	7	8	7	1,170
51	Webster	57	0	97	27	13	30	6	2	0	11	243
52	Wetzel	88	7	497	90	92	57	42	4	0	50	927
53	Wirt	23	0	71	14	8	15	8	0	1	0	140
54	Wood	400	38	3,791	395	1,016	1,061	530	21	10	1	7,263
55	Wyoming	111	3	806	70	76	153	29	6	30	16	1,300
	Grand Total	11,662	313	68,509	9,090	12,626	23,595	11,422	930	467	605	139,219

NALOXONE PROJECT FY2019

NUMBER OF DOSES SHIPPED 10 2140

This agency has been assisting the West Virginia Office of Emergency Medical Services (WVOEMS) in the distribution of Naloxone to fire departments throughout West Virginia desiring to participate in the WVOEMS Community Overdose Response Program, based on the Legislature passing Senate Bill 272 this past session. Fire Departments were allowed to apply for up to 100 doses (2mg syringe) of Naloxone with atomizers, based on risk levels. High risk counties participating are Ohio, Mercer, Raleigh, Monongalia, Harrison, Cabell, and Kanawha.



Counties Participating - 31
 Departments Participating - 98
 Total Number of Doses Shipped - 4,825

Powered by Bing
 © GeoNames, 1993

Fire Safety Inspection & Plans Review Division
Acting Deputy State Fire Marshal John D. Oliver



Ohio County Sports Complex – Triadelphia, WV

I. INTRODUCTION

The Fire Safety Inspection/Plans Review Division is mandated by Chapter 29, Article 3 "Fire Prevention and Control Act" to conduct fire and life safety inspections in all types of occupancies except one and two family dwellings. The division's duties and responsibilities also include:

- Issuance of citations for fire code violations, including but not limited to, locking or blocking of exits, tampering with fire protection equipment, and blocking fire lanes.
- Assists the Licensing & Regulatory Division in the enforcement of the licensing programs, electrician, fire protection worker, fireworks, blasters etc.
- Enforcement of fireworks regulations; monitoring of display sites, investigation of complaints, seizure of illegal fireworks.
- Enforcement of blasting regulations and inspection of explosives magazines, investigation of blasting complaints.
- Enforcement of forest fire burning laws
- Regulation of aboveground flammable liquid storage tanks.
- Conduct fire safety training educational seminars and public fire education.
- Provide assistance to the Fire Investigation Division on large loss fires or fatalities.
- Provide assistance to law enforcement agencies when requested.
- Provide assistance to local fire departments when requested.
- Assist federal government in the implementation of the Federal Hotel/Motel Fire Safety Act.
- Response to disasters
- Administers licensing tests
- Administers the Certified Fire Inspector Program for NFPA
- Assist with conducting fire department evaluations/follow-ups
- Conduct fire investigations in buildings that are normally inspected by the Fire Inspection division.

The Division consists of one (1) Field Deputy Fire Marshal, three (3) Assistant Fire Marshal III (Field Supervisors), sixteen (16) Assistant Fire Marshals, one (1) Fire Safety Plans Examiner Supervisor, two (2) Fire Safety Plans Examiners, one (1) Divisional Secretary and two (2) Office Assistants. The Assistant Fire Marshals are assigned to a designated geographical territory ranging from two (2) to six (6) counties. Four (4) Divisional personnel also assist with the review of plans when necessary in addition to their inspection duties. Three (3) newly hired divisional members since July 1, 2018. This year was the first year of the Fire Marshal Academy, held at the WVU State Fire Training Center in Jacksons Mill, WV. Several members of the inspection division, two (2) members of the investigation division and members of municipal fire departments attended the academy. All Assistant Fire Marshals serve as liaisons for all Fire Marshal services with local fire departments, municipal governments and the general public.

II. FIRE SAFETY INSPECTIONS

This fiscal year, five thousand nine hundred eighty-eight (5,988) fire safety inspections, consultations, and complaints were conducted by the division. Included in this year's report are the number of complaint and system inspections in individual charts by occupancy. Also included is a chart for the past five years of inspections by occupancy. Note that educational occupancies continue to dominate the largest number of inspections. Also included in this year's report are the number of licensing checks that were conducted. Three thousand five hundred seventy-one (3,571) checks were conducted and are broken down by the type of license that is required for each craft.

In addition to fire safety inspections, a significant number of man-hours were expended conducting fire safety training and educational programs, administering licensing tests, assisting the fire investigation division and department training. Additional educational programs include: in-service training to county school maintenance and educational staffs, presentations to the West Virginia Landlords Association, Department of Health and Human Services social workers and sanitarians, West Virginia Advocate, Day Care providers and Residential Board & Care providers, Building Code officials and the West Virginia Hospital Engineers Association.

Professional development of our divisional staff continues to be a high priority. Our focus on technology will continue to simplify our business processes, making our services more accessible to our customers. Our divisional personnel are constantly striving to improve their skills and knowledge by attending advanced educational programs.

Two of our most significant projects that continue during this past fiscal year are the Proctor and Gamble complex and Rockwool an insulation company located in the Eastern Panhandle.



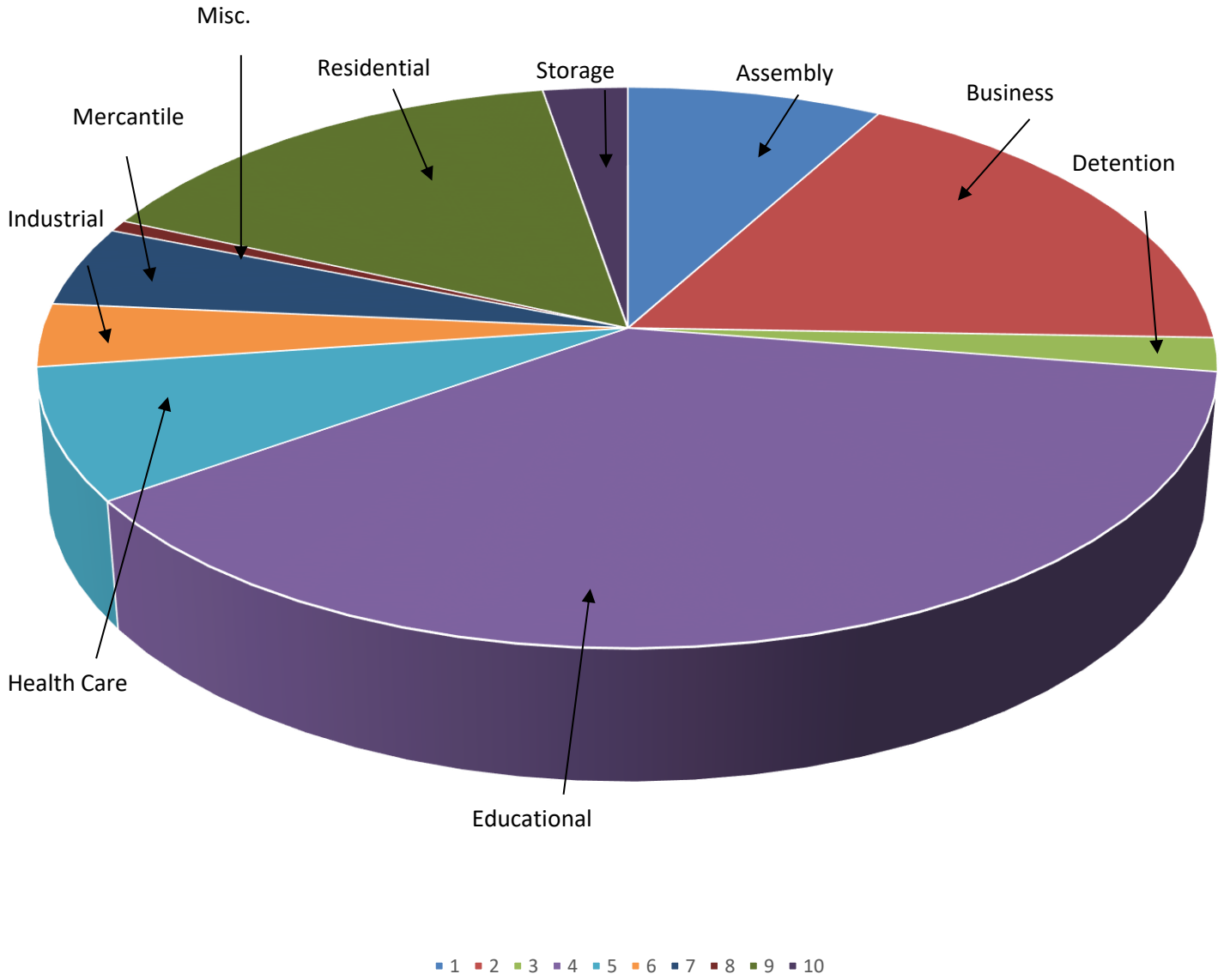


Numerous citations were issued this past fiscal year for various fire code violations, ranging from locked exits, illegal storage of fireworks to improper licensing and illegal/improper explosives/blasting. The majority of citations were written to inmates housed in the various regional jails for tampering with sprinkler heads.

FIRE SAFETY INSPECTIONS BY OCCUPANCY FY 2019

	INITIAL	CONSTR INSP	SYSTEM	ANNUAL	FOLLOW-UP	FINAL	FINAL W/CO	COMPLAINTS	CONSULT	DIVISION TOTALS
ASSEMBLY	55	193	62	26	26	41	38	18	20	479
Class A	7	37	7	5	8	5	3	3	4	79
Class B	9	46	17	5	5	9	9	2	6	108
Class C	39	110	38	16	13	27	26	13	10	292
BUSINESS	74	327	54	403	25	55	73	20	20	1051
DETENTION		5	2	100	1	1		3	4	116
EDUCATIONAL	56	126	63	1868	58	24	18	9	35	2257
Day Cares	48	7	5	448	36	8	3		4	559
Schools	7	115	57	1360	21	14	15	9	31	1629
Colleges & Universities	1	4	1	60	1	2	0	0	0	69
HEALTH CARE	153	77	17	141	9	25	6	11	16	455
Hospitals	151	52	8	1	0	19	3	7	4	245
Nursing Homes	0	23	8	136	7	6	3	4	12	199
Ambulatory Care	2	2	1	4	2	0	0	0	0	11
INDUSTRIAL	3	111	41	4	1	16	33	9	0	218
MERCANTILE	22	130	40	2	12	26	22	17	8	279
Class A	1	19	14	1	0	3	1	4	0	43
Class B	8	43	14	1	4	11	12	8	3	104
Class C	13	68	12	0	8	12	9	5	5	132
MISCELLANEOUS	5	4	1	11	4	1	4	6	4	40
RESIDENTIAL	21	282	118	313	36	12	59	80	13	934
Hotel/Motel	5	35	7	3	5	2	1	14	2	74
Apartments	5	140	22	4	9	1	48	33	7	269
Dormitory	0	16	8	78	6	1	2	13	1	125
Rooming/Lodging	6	30	13	69	3	3	4	0	1	129
Dwellings	0	1	57	8	1	0	0	18	1	86
Board & Care	5	60	11	151	12	5	4	2	1	251
STORAGE	7	61	5	16	39	8	18	2	3	159
TOTALS	396	1316	403	2884	211	209	271	175	123	5988

LIFE SAFETY INSPECTIONS BY OCCUPANCY FY 2019



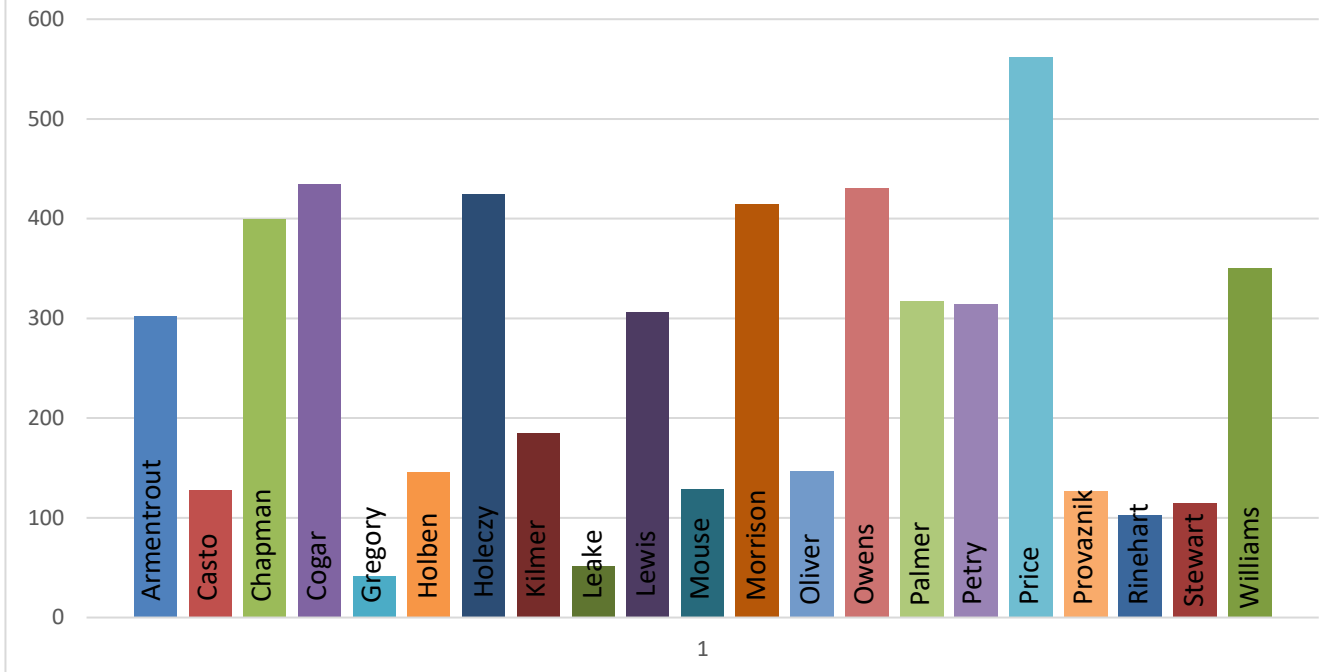
COMPLAINT INSPECTIONS

FY2019	Type of Complaints					TOTALS
	BLASTING	ELECTRICAL	FIRE CODE	LICENSING	FIREWORKS	
ASSEMBLY	0	5	23	0	0	28
BUSINESS	0	8	24	2	0	34
DAY CARES	0	0	0	0	0	0
DETENTION	0	0	3	0	0	3
EDUCATIONAL	0	1	10	0	0	11
HAZARDOUS MATERIALS	0	0	0	0	0	0
HEALTH CARE	0	0	13	1	0	14
INDUSTRIAL	1	6	3	1	0	11
MERCANTILE	0	4	14	0	1	19
MISCELLANEOUS	9	5	39	1	0	54
RESIDENTIAL	6	22	74	0	0	102
STORAGE	0	0	2	0	0	2
TOTAL BY TYPE	16	51	205	5	1	278

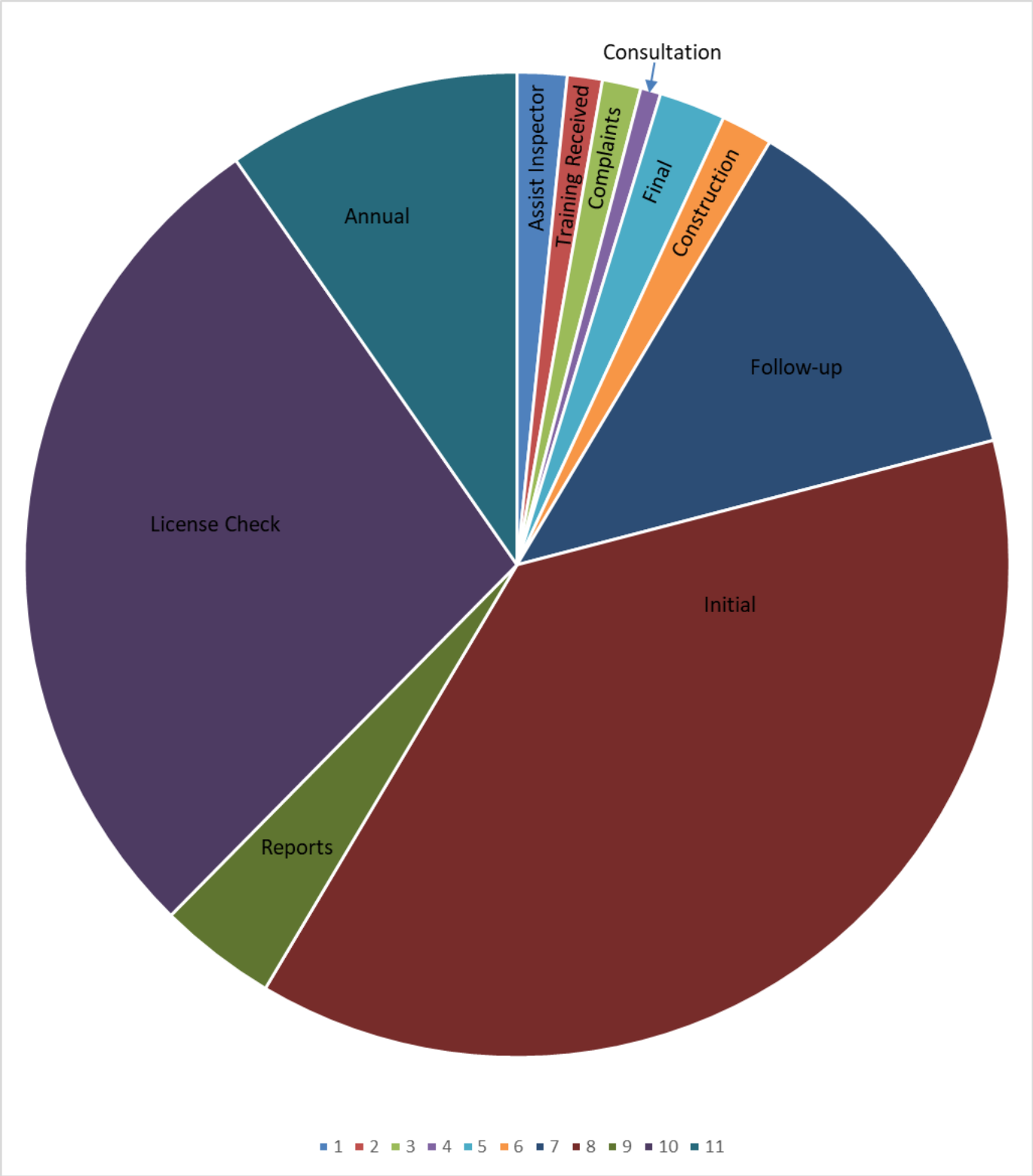
FY 2019	TYPE OF SYSTEM								TOTALS
	FAS	AES	FIRE PUMP	FM200	GENERATOR	HVAC	SMOKE MGMT	SPKR	
ASSEMBLY	14	48	0	0	0	0	1	4	67
BUSINESS	43	6	1	2	2	6	0	17	77
DAY CARES	7	1	0	0	0	0	0	0	8
DETENTION	0	0	1	0	0	0	0	1	2
EDUCATIONAL	31	5	1	0	0	13	0	7	57
HAZARDOUS MATERIALS	0	0	0	0	0	0	0	0	0
HEALTH CARE	20	3	0	0	2	1	0	9	35
INDUSTRIAL	23	2	1	1	0	0	0	13	40
MERCANTILE	10	11	0	0	0	3	0	16	40
MISCELLANEOUS	5	5	1	0	2	0	0	3	16
RESIDENTIAL	40	4	0	0	0	0	0	33	77
STORAGE	2	0	1	0	0	1	0	2	6
TOTAL BY TYPE	195	85	6	3	6	24	1	105	425

FY 2019 LICENSE CHECKS BY LICENSE TYPE					
	ELECTRICIAN	FIRE PROTECTION WORKER	LOW VOLTAGE	PYROTECHNICIAN	TOTALS
ARMENTROUT	217	54	35	21	327
CASTO, BRYAN	66	17	10	0	93
CHAPMAN	103	27	4	4	138
COGAR	58	15	19	2	94
GREGORY	131	25	7	0	163
HARMISON	0	2	1	6	9
HOLBEN	72	53	31	0	156
HOLECZY	20	2	0	0	22
KILMER	232	83	36	13	364
LEWIS	34	15	15	23	87
MORRISON	4	0	0	0	4
MOUSE	94	31	17	14	156
OLIVER	14	7	2	36	59
OWENS	105	16	8	0	129
PALMER	87	25	7	10	129
PETRY	37	7	16	7	67
PRICE	59	24	5	20	108
PROVAZNIK	138	65	36	31	270
RINEHART	585	200	0	23	808
STEWART	22	45	12	55	134
WILLIAMS	150	26	28	50	254
TOTALS	2228	739	289	315	3571

Training and Program Development Hours per Assistant Fire Marshal



Rockwool Insulation Manufacturing Company



III. PLANS REVIEW DIVISION

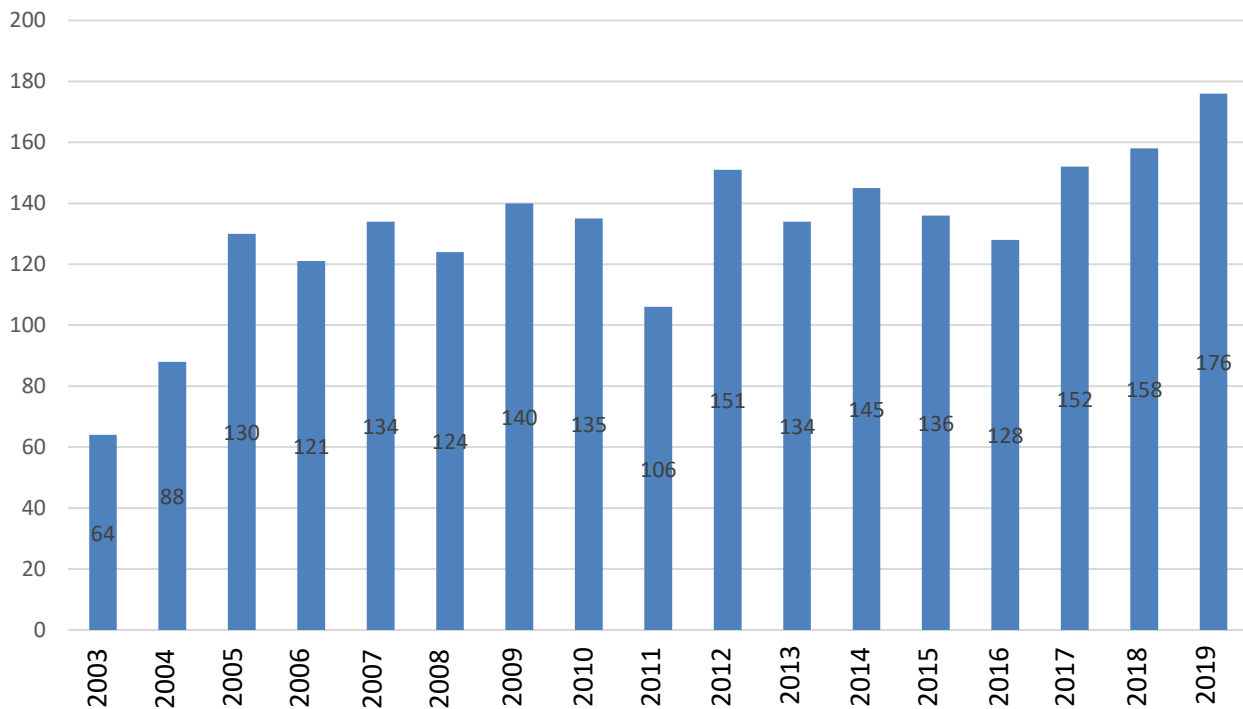
The Plans Review Section dedicates a significant amount of time and research to telephone calls and walk-in consultations with architects, engineers, contractors, and owners regarding code interpretations. These direct contacts assist designers and owners with proper code requirements during the early development of the project under consideration. These contacts are not a formal review of plans; however, this procedure has proven to eliminate costly and time-consuming changes during the design and construction phase of the project. In addition, this section assists the public and business owners in answering general fire code questions thru telephone calls and various types of other correspondence.

This section accomplishes a formal review of the plans when construction documents are submitted. This is an in-depth review of all architectural, mechanical, electrical and plumbing plans for code compliance. Specialized systems such as fire alarms, automatic sprinkler systems, hood suppression and smoke management systems are reviewed at the time of submittal from the fire protection company.

This fiscal year one thousand four hundred forty-six (1,446) plans were reviewed. In the past five years we have reviewed and provided construction inspections for occupancy for over seven billion dollars of construction. In an effort to become more efficient during the review, construction and final inspection for occupancy stages, on large projects both the reviewer and area fire marshal will conduct the review process and inspection stages until the building is occupied.

Also, beginning this fiscal year the Plans Review Section will be accepting architectural, fire alarm, sprinkler, hood suppression plans on electronic format and will be saved on an external hard drive. This should help eliminate large hard copy rolls of plans submitted for review that are mandated to be kept for a minimum of three years.

Plans Reviewed for Projects Over 1 Million Dollars Estimated Construction Cost



Plans Reviewed by Occupancy FY14-FY19

OCCUPANCY	FY 2014	FY 2015	FY 2016	FY 2017	FY 2018	FY 2019
EDUCATIONAL	210	126	151	144	131	119
ASSEMBLY	302	287	240	264	218	311
HEALTH CARE	143	107	140	118	131	109
DETENTION	11	6	4	5	6	7
RESIDENTIAL	170	258	252	213	198	154
MERCANTILE	272	278	250	314	229	230
BUSINESS	423	255	306	344	310	296
INDUSTRIAL	34	78	57	62	132	99
STORAGE	63	68	70	70	88	61
DAY CARE	28	21	15	15	9	20
RB&C	18	10	18	16	34	40
TOTALS	1674	1494	1503	1565	1486	1446

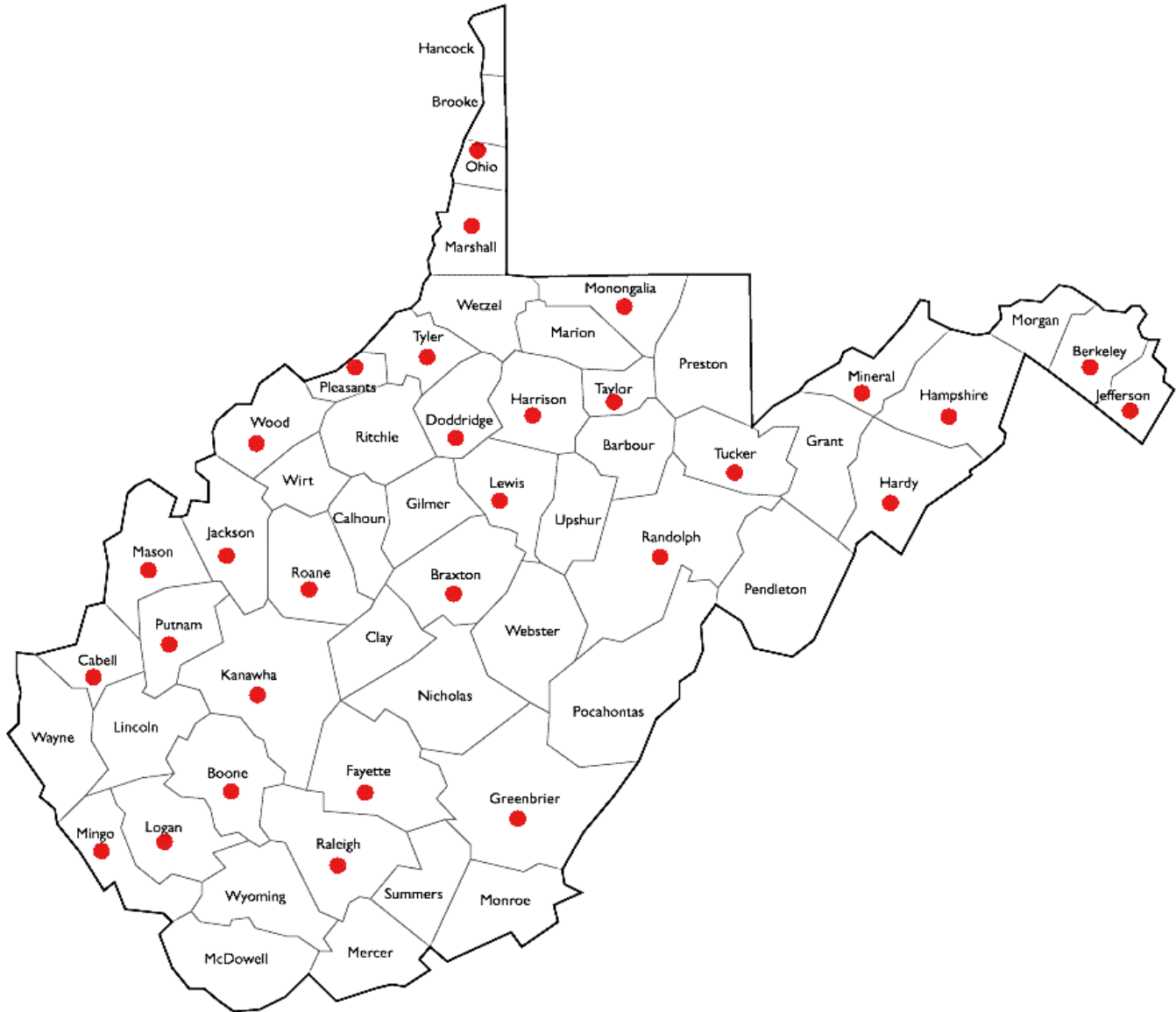


PLANS REVIEWED by TYPE FY 2013 – FY 2019

TYPE OF PLAN	FY 2014	FY 2015	FY 2016	FY 2017	FY 2018	FY 2019
ARCHITECTURAL	648	608	648	643	549	617
SPRINKLER SYSTEM	284	258	283	294	308	256
HOOD SUPP. SYSTEM	192	173	120	141	165	134
FIRE ALARM SYSTEM	472	392	410	439	406	374
FM 200 SYSTEM	2	9	4	6	2	0
AGST	33	29	21	27	37	36
CARPET	42	25	17	15	16	19
UNCLASSIFIED	1	0	0	0	3	10
TOTALS	1674	1494	1503	1565	1486	1446



SAMPLING OF PROJECTS FY 2018 - 2019

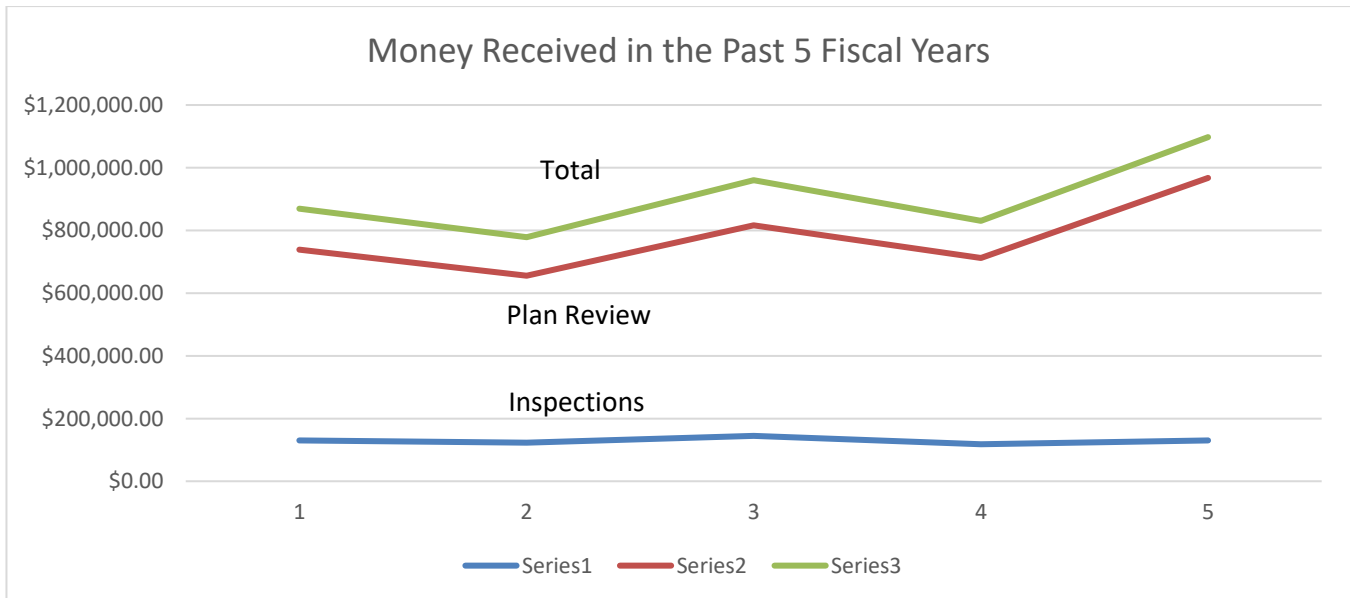


Berkeley – WVU Berkeley Medical Center
 Boone – Post Ridge Apartments
 Braxton – Elk River Wildlife Management Area
 Cabell – St. Mary’s Medical Center Neurology Unit
 Doddridge – West Union Par Mar Addition
 Fayette – WV Office of Miner’s Health Safety & Training Center
 Greenbrier – WVSOM – James R. Stookey Library
 Hampshire – Valley Health Hampshire Memorial Hospital MOB
 Hardy – E.A. Hawse Nursing & Rehabilitation
 Harrison – Christian Apostolic Church
 Jackson – Al Rec Furnace Building
 Jefferson – Marshalls – Potomac Marketplace
 Kanawha – Stonerise Eastbrook Renovations
 Lewis – WVDOH District 7 Multipurpose Building & Lab
 Logan – Southern WV Health Systems

Marshall – Marshall County Readiness Center
 Mason – Jerry’s Run Fuel Station
 Mineral – Keyser Greene Apartments
 Mingo – Aquaponics Facility
 Monongalia – Ascend Hotel
 Ohio - Menards
 Pleasants – Solvay TEA Polymer Building
 Putnam – Wingate by Wyndham
 Raleigh – FMRS – 12 Bed Residential Treatment
 Randolph – Elkins High School
 Roane – Roane General Hospital Addition
 Taylor – Taylor County Commission Annex Building
 Tucker – Miners & Merchants Bank
 Tyler – McCormick Crossing
 Wood – Murdoch Heights Apartments

Inspection and Plan Review Money Collected

MONEY COLLECTED - FIVE FISCAL YEARS					
<u>DEPARTMENT</u>	<u>FY2015</u>	<u>FY2016</u>	<u>FY 2017</u>	<u>FY 2018</u>	<u>FY 2019</u>
INSPECTIONS	\$130,433.00	\$122,838.00	\$144,679.00	\$118,024.00	\$130,016.00
PLAN REVIEW	\$738,570.90	\$655,543.49	\$815,837.46	\$712,194.00	\$967,511.00
TOTALS	\$869,003.90	\$778,381.49	\$960,516.46	\$830,218.00	\$1,097,527.00



Fire Investigation Division



Clay County



Fire Investigation Division

STAFF

Division Director:

DSFM Jason D. Baltic, CFI, CFEI

Field Personnel:

Northern Regional Supervisor: ASFM George Harms, CFEI, CVFEI

Southern Regional Supervisor: ASFM Robert Rodes II, CFI, CFEI

ASFM Ronald Ayersman, CFI, CFEI

ASFM Paul Alloway

ASFM Timothy Chastain, CFEI

ASFM Justin England, FIT

ASFM Larry T. Hamrick, FIT

ASFM Ryan McFarland

ASFM Rick Sovastion, ECT, CVFI

ASFMIT Joseph Vacchio, CFEI, CVFI


Secretary: Valerie Lacy

INTRODUCTION

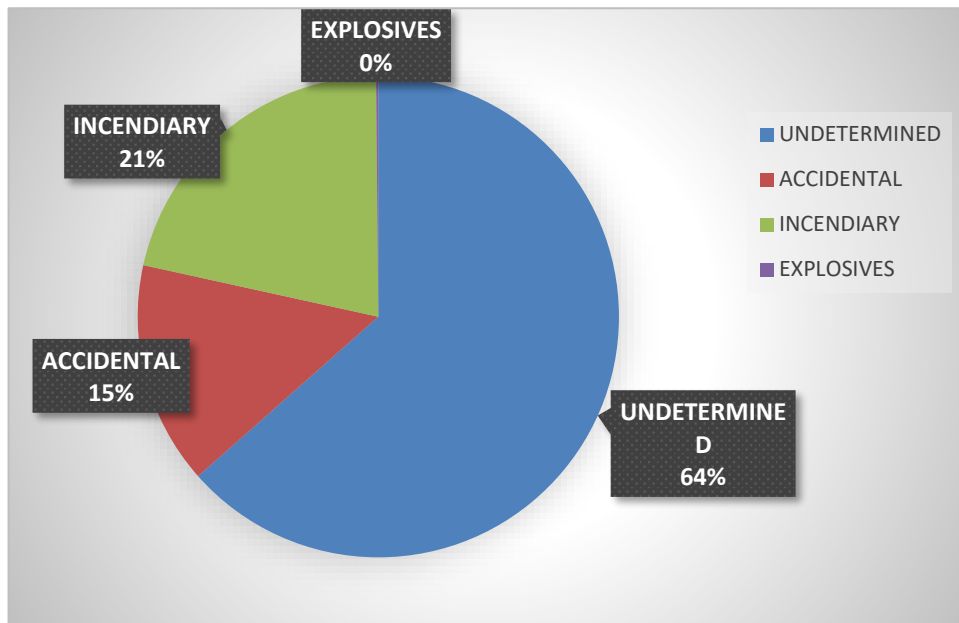
The Investigation Division current authorized staffing level is one (1) Field Deputy State Fire Marshal, eleven (11) Assistant State Fire Marshals, and one (1) Secretary, when fully staffed.

Each Fire Marshal has a designated geographical territory ranging in size from four (4) to eight (8) counties, depending on size and population. The Fire Marshal's primary duties encompass all aspects of fire/arson identification and enforcement including determining fire origin and cause, fire death investigations, executing state or federal search/arrest warrants and subsequently providing expert testimony in criminal and civil trials. In addition, each Fire Marshal is responsible for explosives related investigation/enforcement in their respective areas.

Many non-arson related violations are identified during the course of an arson investigation, and are generally referred to other federal, state or local law enforcement agencies for investigation/prosecution.



Old Oakland Hotel, Webster County

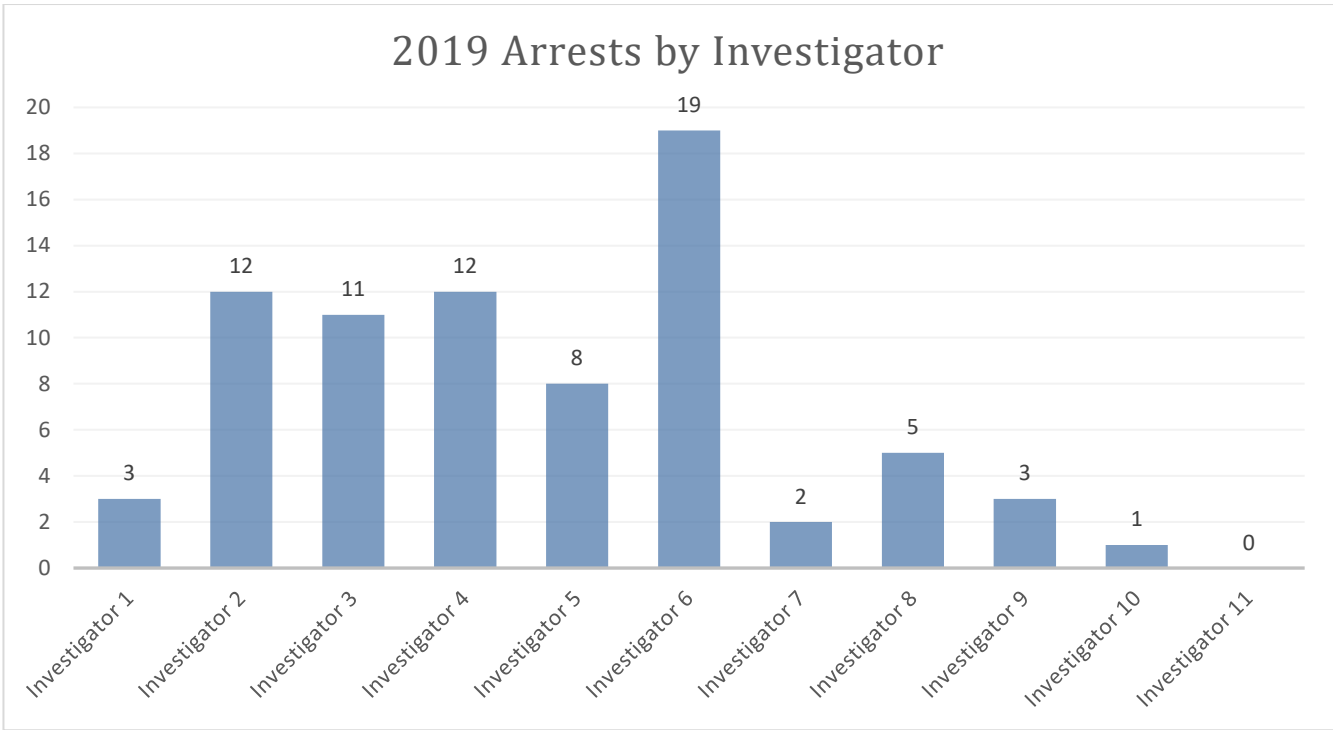


INVESTIGATIONS CASES WORKED

There were six hundred, sixty-eight (668) incidents called in to the Arson Hotline requesting an investigation in the fiscal year 2019.

Out of the six hundred, sixty-eight (668) cases worked by State Fire Marshal investigators, One hundred, forty-three (143) of those were determined to be Incendiary, one hundred (100) were classified as Accidental, and four hundred, twenty-four (424) were of Undetermined cause. Additionally, there was one fire classified as an explosion.

Incidents are called into the West Virginia Fire Marshal Hotline (1-800-233-3473, FIRE) and are, from there, sent to the Deputy State Fire Marshal for Investigations Division as well as Southern and Northern Regional Supervisors. Cases are assigned based on geographical area and by the investigator's case load.



ARRESTS

During the 2019 Fiscal Year, the Investigation Division handled one hundred, forty-three(143) incidents classified as Incendiary. As a result, seventy-six (76) individuals were arrested for arson and related charges, a fifty-three per cent (53%) arrest rate for West Virginia State Fire Marshal investigators. This is a three per cent (3%) increase from the 2018 fiscal year.

Each year, investigators hone their skills through continuing education and training in law enforcement, arson investigation and the use of firearms in order prevent arson in the state of West Virginia.



WV State Fire Marshal



@WVfiremarshal

West Virginia
State Fire Marshal's Office
1207 Quarrier Street
Charleston, WV 25307
(304) 558-2191

www.firemarshal.wv.gov